



## Race Results

NZ Metropolitan Trotting Club Inc, HRNZ, September 29, 2023

Compilation date: September 29, 2023, 8:39:04 PM (NZDT)

Copyright © 2023 HRNZ and NZMTC. All rights reserved.

### Trademarks.

StrideMASTER is a registered trademark of Thoroughbred Ratings Pty Ltd.

### Disclaimer.

HRNZ and NZMTC and Thoroughbred Ratings Pty Ltd accepts no responsibility for the completeness or accuracy of any of the information contained herein, and makes no representations about its suitability for any particular purpose. Users should make their own judgements about those matters and/or seek independent advice. You assume all risks associated with use of the data provided on this page.



# Race Results



September 29, 2023, Race 8, , Distance 2600m, Addington - Survey 3200m

Result	TAB no.	Horse (Barrier)	2600 to	2400m to
1st	10	Republican Par... (9)	2400m	2200m
		Position in running (margin)	-	5(5.4)
		Sectional time (s)	15.37	14.03
		Cumulative time (s)	189.92	174.55
		Speed (m/s)	13.01	14.26
		Stride length (m)	5.86	6.23
		Stride duration (s)	0.436	0.437
		Stride efficiency (%)	53.59	60.57
		Stride count	34.15	32.13

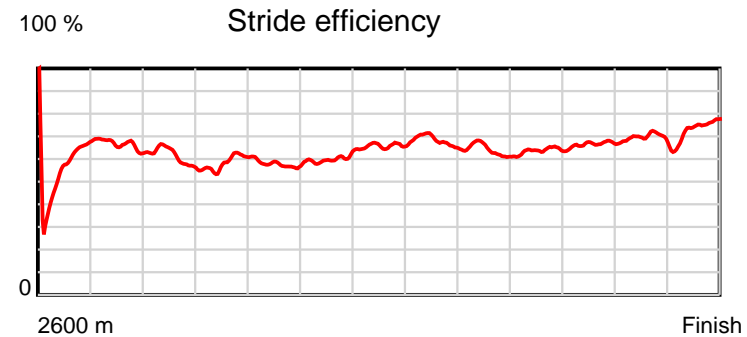
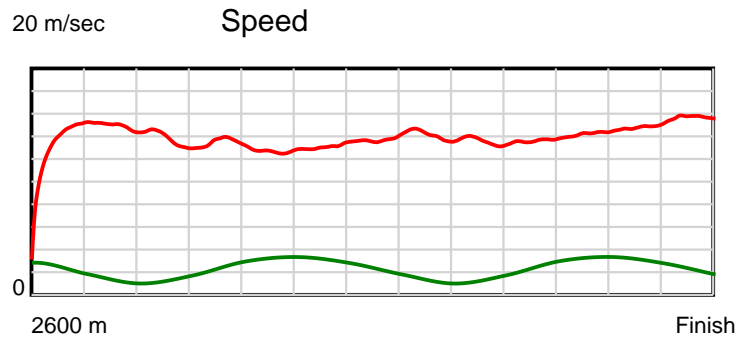
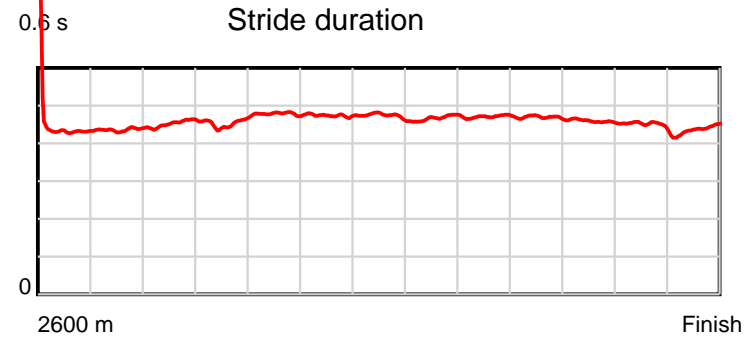
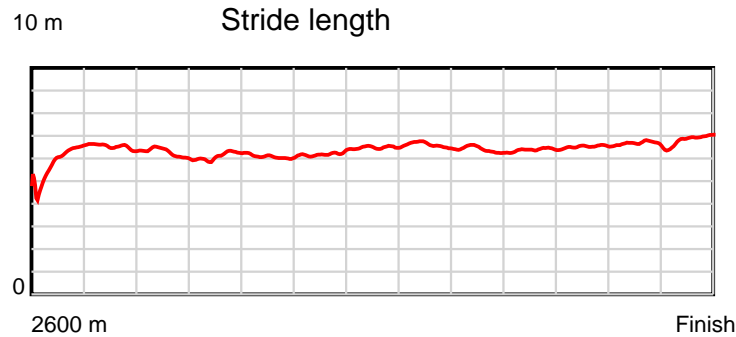
## Disclaimer.

HRNZ and NZMTC and Thoroughbred Ratings Pty Ltd accepts no responsibility for the completeness or accuracy of any of the information contained herein, and makes no representations about its suitability for any particular purpose. Users should make their own judgements about those matters and/or seek independent advice. You assume all risks associated with use of the data provided on this page.

# Race Results

September 29, 2023, Race 8, , Distance 2600m, Addington - Survey 3200m

Result	TAB no.	Horse (Barrier)	2200m to	2000m to	1800m to	1600m to	1400m to	1200m to	1000m to	800m to	600m to	400m to	200m to	Total or	Margin
1st	10	Republican Par... (9)	2000m	1800m	1600m	1400m	1200m	1000m	800m	600m	400m	200m	WP	Average	
		Position in running (margin)	3(2.0)	1(0.0)	2(2.3)	2(2.4)	2(2.3)	2(2.4)	3(2.1)	2(1.8)	3(1.7)	3(1.6)	3(1.7)		0.00
		Sectional time (s)	15.25	14.97	15.99	15.15	14.71	14.34	15.09	14.74	14.20	13.38	12.70		
		Cumulative time (s)	160.52	145.27	130.30	114.31	99.16	84.45	70.11	55.02	40.28	26.08	12.70	3:09.92	
		Speed (m/s)	13.11	13.36	12.51	13.20	13.60	13.95	13.25	13.57	14.08	14.95	15.75	13.69	
		Stride length (m)	5.94	6.08	5.99	6.25	6.43	6.53	6.24	6.36	6.46	6.68	6.92	6.29	
		Stride duration (s)	0.453	0.455	0.478	0.473	0.473	0.468	0.471	0.468	0.459	0.447	0.440	0.459	
		Stride efficiency (%)	55.23	57.75	55.98	61.02	64.60	66.54	60.83	63.12	65.16	69.66	74.90	61.83	
		Stride count	33.64	32.90	33.41	32.01	31.11	30.65	32.06	31.47	30.97	29.95	28.89	413.34	



Note: Horizontal distance axis grid lines are 200m furlongs.

#### Disclaimer.

HRNZ and NZMTC and Thoroughbred Ratings Pty Ltd accepts no responsibility for the completeness or accuracy of any of the information contained herein, and makes no representations about its suitability for any particular purpose. Users should make their own judgements about those matters and/or seek independent advice. You assume all risks associated with use of the data provided on this page.



# Race Results



September 29, 2023, Race 8, , Distance 2600m, Addington - Survey 3200m

Result	TAB no.	Horse (Barrier)	2600 to	2400m to
2nd	16	<b>Akuta (14)</b>	<b>2400m</b>	<b>2200m</b>
		Position in running (margin)	-	11(9.5)
		Sectional time (s)	15.82	14.66
		Cumulative time (s)	190.00	174.18
		Speed (m/s)	12.64	13.64
		Stride length (m)	5.81	6.42
		Stride duration (s)	0.436	0.471
		Stride efficiency (%)	52.79	64.42
		Stride count	34.41	31.15

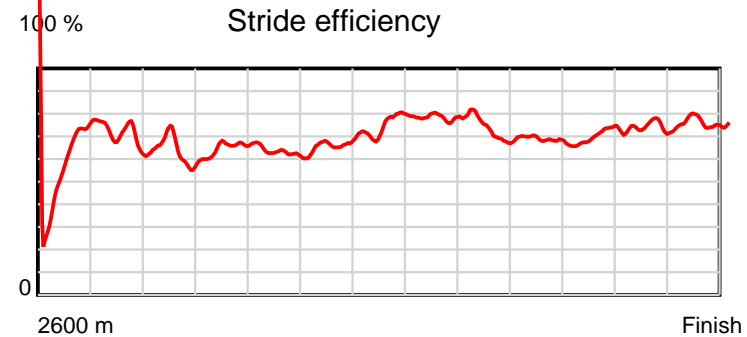
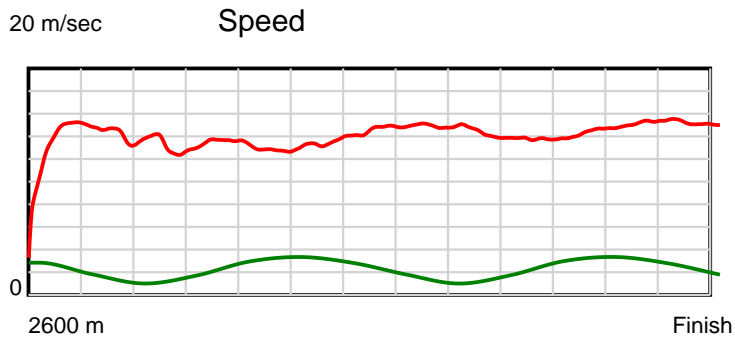
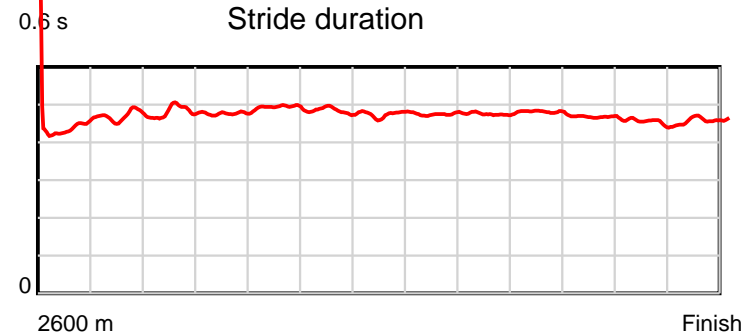
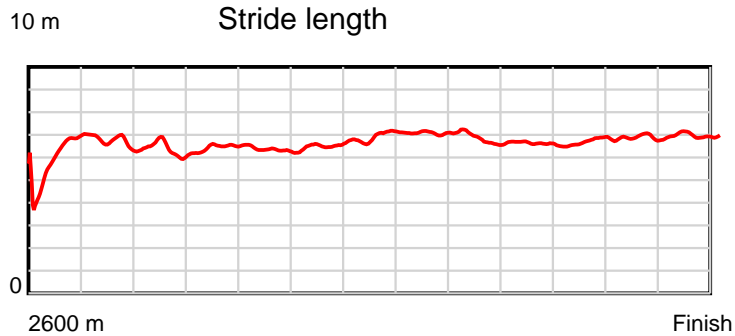
#### Disclaimer.

HRNZ and NZMTC and Thoroughbred Ratings Pty Ltd accepts no responsibility for the completeness or accuracy of any of the information contained herein, and makes no representations about its suitability for any particular purpose. Users should make their own judgements about those matters and/or seek independent advice. You assume all risks associated with use of the data provided on this page.

# Race Results

September 29, 2023, Race 8, , Distance 2600m, Addington - Survey 3200m

Result	TAB no.	Horse (Barrier)	2200m to	2000m to	1800m to	1600m to	1400m to	1200m to	1000m to	800m to	600m to	400m to	200m to	Total or	Margin
2nd	16	<b>Akuta (14)</b>	<b>2000m</b>	<b>1800m</b>	<b>1600m</b>	<b>1400m</b>	<b>1200m</b>	<b>1000m</b>	<b>800m</b>	<b>600m</b>	<b>400m</b>	<b>200m</b>	<b>WP</b>	<b>Average</b>	
		Position in running (margin)	11(9.9)	10(10.7)	9(12.0)	10(12.9)	9(11.7)	8(6.4)	6(4.2)	3(2.3)	2(1.2)	2(1.4)	1(0.0)		0.08
		Sectional time (s)	15.73	14.80	16.11	14.98	13.81	14.03	14.82	14.58	14.26	13.12	13.28		
		Cumulative time (s)	159.52	143.79	128.99	112.88	97.90	84.09	70.06	55.24	40.66	26.40	13.28	3:10.00	
		Speed (m/s)	12.71	13.51	12.41	13.35	14.48	14.26	13.50	13.72	14.03	15.24	15.06	13.68	
		Stride length (m)	6.13	6.44	6.13	6.46	6.88	6.76	6.43	6.57	6.54	6.89	6.95	6.48	
		Stride duration (s)	0.482	0.477	0.493	0.484	0.475	0.474	0.476	0.479	0.466	0.452	0.461	0.473	
		Stride efficiency (%)	58.64	64.88	58.65	65.23	73.91	71.40	64.55	67.46	66.79	74.24	75.48	65.54	
		Stride count	32.65	31.04	32.64	30.96	29.08	29.59	31.12	30.44	30.59	29.02	28.78	401.47	



Note: Horizontal distance axis grid lines are 200m furlongs.

#### Disclaimer.

HRNZ and NZMTC and Thoroughbred Ratings Pty Ltd accepts no responsibility for the completeness or accuracy of any of the information contained herein, and makes no representations about its suitability for any particular purpose. Users should make their own judgements about those matters and/or seek independent advice. You assume all risks associated with use of the data provided on this page.



# Race Results



September 29, 2023, Race 8, , Distance 2600m, Addington - Survey 3200m

Result	TAB no.	Horse (Barrier)	2600 to	2400m to
3rd	3	Macandrew Avia... (2)	2400m	2200m
		Position in running (margin)	-	6(6.2)
		Sectional time (s)	15.32	14.43
		Cumulative time (s)	190.09	174.77
		Speed (m/s)	13.06	13.86
		Stride length (m)	5.67	6.19
		Stride duration (s)	0.435	0.447
		Stride efficiency (%)	50.32	59.94
		Stride count	35.25	32.29

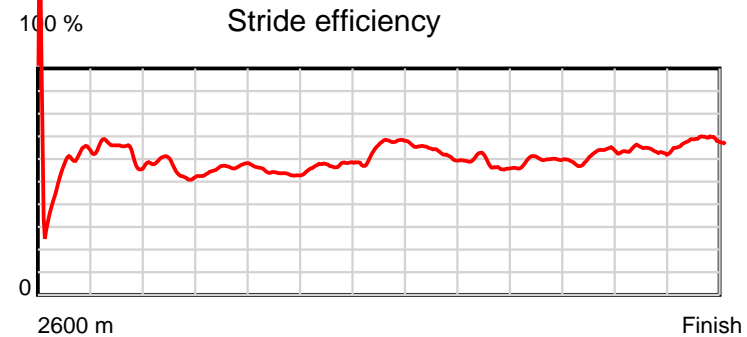
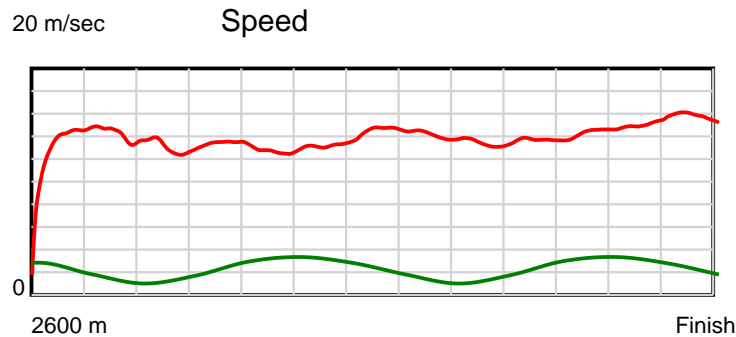
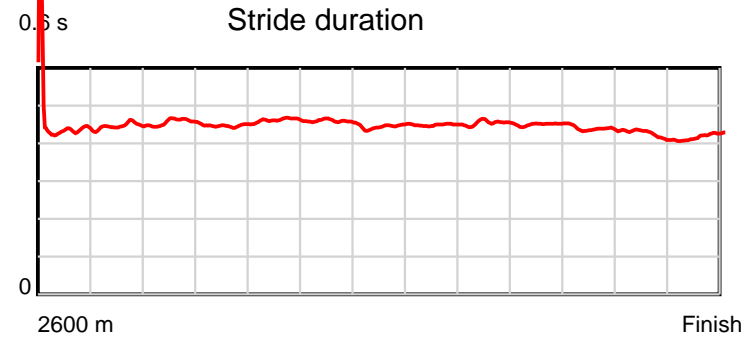
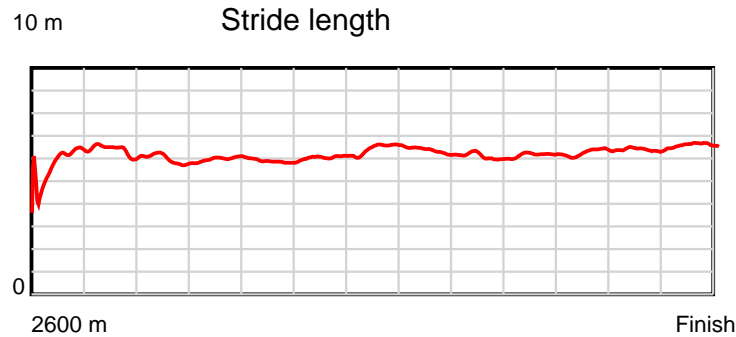
## Disclaimer.

HRNZ and NZMTC and Thoroughbred Ratings Pty Ltd accepts no responsibility for the completeness or accuracy of any of the information contained herein, and makes no representations about its suitability for any particular purpose. Users should make their own judgements about those matters and/or seek independent advice. You assume all risks associated with use of the data provided on this page.

# Race Results

September 29, 2023, Race 8, , Distance 2600m, Addington - Survey 3200m

Result	TAB no.	Horse (Barrier)	2200m to	2000m to	1800m to	1600m to	1400m to	1200m to	1000m to	800m to	600m to	400m to	200m to	Total or	Margin
3rd	3	Macandrew Avia... (2)	2000m	1800m	1600m	1400m	1200m	1000m	800m	600m	400m	200m	WP	Average	
		Position in running (margin)	7(5.1)	6(6.3)	6(8.1)	6(8.3)	6(8.3)	3(3.1)	5(3.5)	7(5.3)	6(4.6)	6(3.9)	5(3.2)		0.90
		Sectional time (s)	15.79	14.89	15.98	15.18	13.83	14.46	15.45	14.64	14.10	13.25	12.77		
		Cumulative time (s)	160.34	144.55	129.66	113.68	98.50	84.67	70.21	54.76	40.12	26.02	12.77	3:10.09	
		Speed (m/s)	12.67	13.43	12.52	13.18	14.46	13.83	12.94	13.66	14.18	15.09	15.66	13.68	
		Stride length (m)	5.79	6.00	5.78	6.04	6.42	6.20	5.87	6.16	6.20	6.37	6.56	6.09	
		Stride duration (s)	0.457	0.446	0.462	0.458	0.444	0.448	0.454	0.451	0.437	0.422	0.419	0.445	
		Stride efficiency (%)	52.32	56.20	52.28	57.00	64.47	60.16	53.90	59.25	60.06	63.33	67.31	57.88	
		Stride count	34.57	33.35	34.58	33.12	31.14	32.23	34.05	32.48	32.26	31.42	30.47	427.21	



Note: Horizontal distance axis grid lines are 200m furlongs.

#### Disclaimer.

HRNZ and NZMTC and Thoroughbred Ratings Pty Ltd accepts no responsibility for the completeness or accuracy of any of the information contained herein, and makes no representations about its suitability for any particular purpose. Users should make their own judgements about those matters and/or seek independent advice. You assume all risks associated with use of the data provided on this page.



# Race Results



September 29, 2023, Race 8, , Distance 2600m, Addington - Survey 3200m

Result	TAB no.	Horse (Barrier)	2600 to	2400m to
4th	2	<b>Krug (1)</b>	<b>2400m</b>	<b>2200m</b>
		Position in running (margin)	-	3(2.2)
		Sectional time (s)	14.70	14.37
		Cumulative time (s)	190.32	175.62
		Speed (m/s)	13.61	13.92
		Stride length (m)	6.14	6.53
		Stride duration (s)	0.455	0.469
		Stride efficiency (%)	58.83	66.65
		Stride count	32.59	30.62

#### Disclaimer.

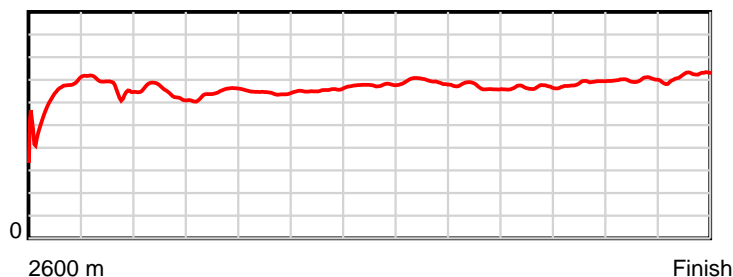
HRNZ and NZMTC and Thoroughbred Ratings Pty Ltd accepts no responsibility for the completeness or accuracy of any of the information contained herein, and makes no representations about its suitability for any particular purpose. Users should make their own judgements about those matters and/or seek independent advice. You assume all risks associated with use of the data provided on this page.

# Race Results

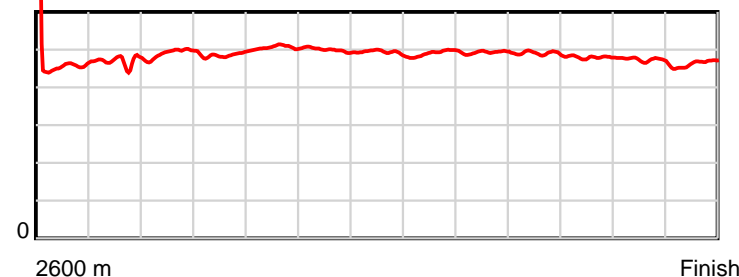
September 29, 2023, Race 8, , Distance 2600m, Addington - Survey 3200m

Result	TAB no.	Horse (Barrier)	2200m to	2000m to	1800m to	1600m to	1400m to	1200m to	1000m to	800m to	600m to	400m to	200m to	Total or	Margin
4th	2	Krug (1)	2000m	1800m	1600m	1400m	1200m	1000m	800m	600m	400m	200m	WP	Average	
		Position in running (margin)	2(0.8)	2(0.8)	3(4.2)	3(4.2)	3(4.2)	4(3.8)	4(3.4)	5(3.5)	5(3.6)	5(3.1)	6(3.5)		2.20
		Sectional time (s)	15.58	15.16	15.95	15.18	14.63	14.34	15.15	14.77	14.14	13.43	12.92		
		Cumulative time (s)	161.25	145.67	130.51	114.56	99.38	84.75	70.41	55.26	40.49	26.35	12.92	3:10.32	
		Speed (m/s)	12.84	13.19	12.54	13.18	13.67	13.95	13.20	13.54	14.14	14.89	15.48	13.66	
		Stride length (m)	6.31	6.41	6.34	6.58	6.74	6.86	6.50	6.63	6.78	7.02	7.18	6.61	
		Stride duration (s)	0.492	0.486	0.506	0.499	0.493	0.491	0.493	0.489	0.480	0.472	0.464	0.483	
		Stride efficiency (%)	62.28	64.17	62.89	67.59	70.98	73.46	66.11	68.60	71.90	77.09	80.51	68.17	
		Stride count	31.68	31.21	31.53	30.41	29.68	29.17	30.75	30.19	29.48	28.47	27.86	393.64	

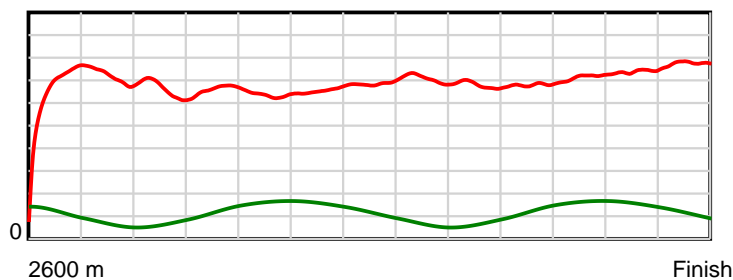
10 m Stride length



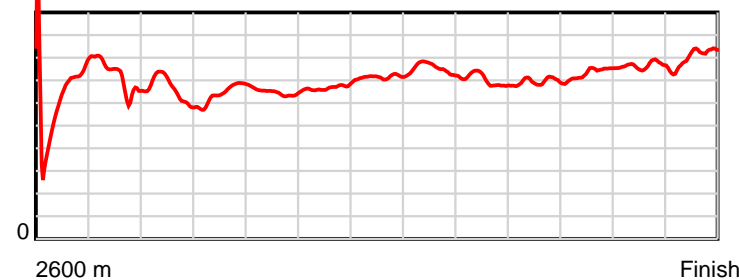
0.6 s Stride duration



20 m/sec Speed



100 % Stride efficiency



Note: Horizontal distance axis grid lines are 200m furlongs.

## Disclaimer.

HRNZ and NZMTC and Thoroughbred Ratings Pty Ltd accepts no responsibility for the completeness or accuracy of any of the information contained herein, and makes no representations about its suitability for any particular purpose. Users should make their own judgements about those matters and/or seek independent advice. You assume all risks associated with use of the data provided on this page.



# Race Results



September 29, 2023, Race 8, , Distance 2600m, Addington - Survey 3200m

Result	TAB no.	Horse (Barrier)	2600 to	2400m to
5th	9	<b>Self Assured (8)</b>	<b>2400m</b>	<b>2200m</b>
		Position in running (margin)	-	8(7.7)
		Sectional time (s)	15.67	14.44
		Cumulative time (s)	190.47	174.80
		Speed (m/s)	12.76	13.85
		Stride length (m)	5.62	6.23
		Stride duration (s)	0.428	0.450
		Stride efficiency (%)	49.38	60.61
		Stride count	35.58	32.11

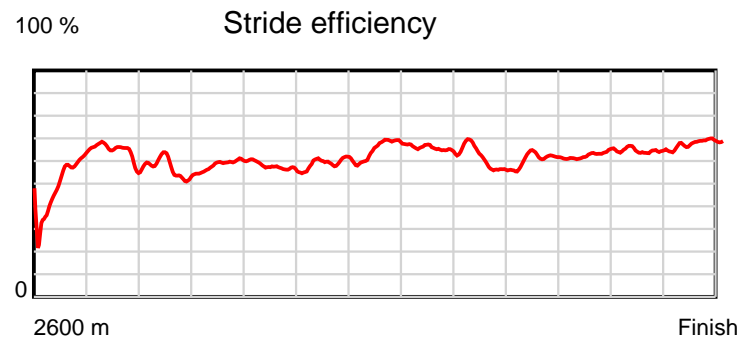
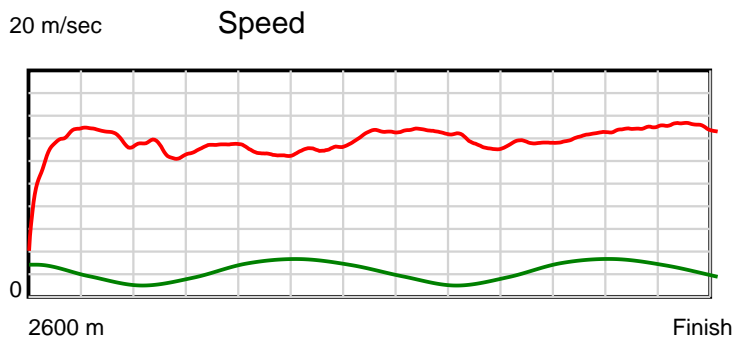
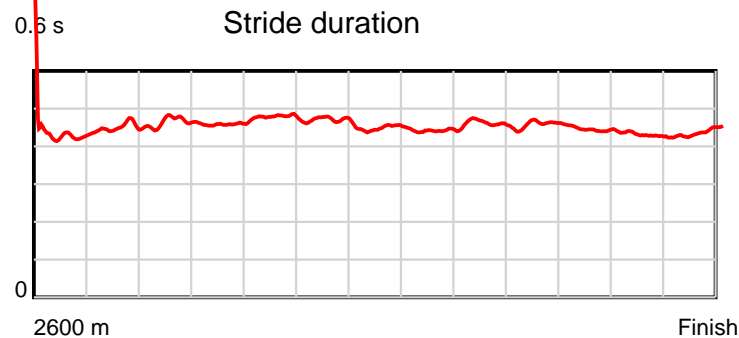
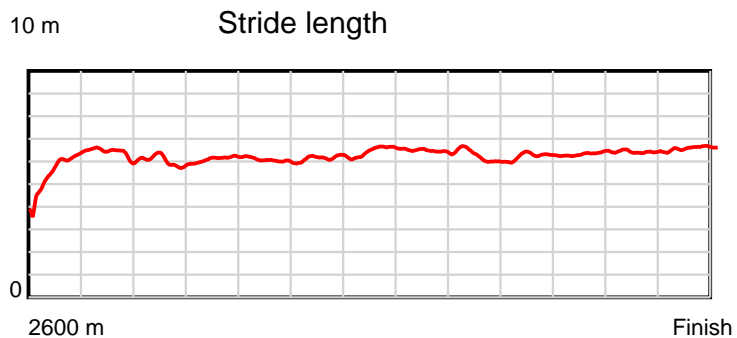
## Disclaimer.

HRNZ and NZMTC and Thoroughbred Ratings Pty Ltd accepts no responsibility for the completeness or accuracy of any of the information contained herein, and makes no representations about its suitability for any particular purpose. Users should make their own judgements about those matters and/or seek independent advice. You assume all risks associated with use of the data provided on this page.

# Race Results

September 29, 2023, Race 8, , Distance 2600m, Addington - Survey 3200m

Result	TAB no.	Horse (Barrier)	2200m to	2000m to	1800m to	1600m to	1400m to	1200m to	1000m to	800m to	600m to	400m to	200m to	Total or	Margin
5th	9	<b>Self Assured (8)</b>	<b>2000m</b>	<b>1800m</b>	<b>1600m</b>	<b>1400m</b>	<b>1200m</b>	<b>1000m</b>	<b>800m</b>	<b>600m</b>	<b>400m</b>	<b>200m</b>	<b>WP</b>	<b>Average</b>	
		Position in running (margin)	8(6.7)	8(8.2)	7(9.9)	7(10.4)	8(10.4)	5(4.6)	2(1.9)	4(3.5)	4(2.3)	4(2.1)	4(2.0)		3.10
		Sectional time (s)	15.82	14.88	16.03	15.17	13.73	13.96	15.40	14.56	14.19	13.34	13.28		
		Cumulative time (s)	160.36	144.54	129.66	113.63	98.46	84.73	70.77	55.37	40.81	26.62	13.28	3:10.47	
		Speed (m/s)	12.64	13.44	12.48	13.18	14.57	14.33	12.99	13.74	14.09	14.99	15.06	13.65	
		Stride length (m)	5.88	6.16	5.97	6.19	6.54	6.33	5.98	6.31	6.26	6.44	6.60	6.18	
		Stride duration (s)	0.465	0.459	0.478	0.469	0.449	0.442	0.460	0.460	0.444	0.429	0.438	0.453	
		Stride efficiency (%)	53.95	59.35	55.65	59.83	66.75	62.61	55.91	62.29	61.15	64.76	68.15	59.70	
		Stride count	34.04	32.45	33.51	32.32	30.60	31.60	33.44	31.68	31.97	31.07	30.28	420.65	



Note: Horizontal distance axis grid lines are 200m furlongs.

#### Disclaimer.

HRNZ and NZMTC and Thoroughbred Ratings Pty Ltd accepts no responsibility for the completeness or accuracy of any of the information contained herein, and makes no representations about its suitability for any particular purpose. Users should make their own judgements about those matters and/or seek independent advice. You assume all risks associated with use of the data provided on this page.



# Race Results



September 29, 2023, Race 8, , Distance 2600m, Addington - Survey 3200m

Result	TAB no.	Horse (Barrier)	2600 to	2400m to
6th	6	<b>Bach (5)</b>	<b>2400m</b>	<b>2200m</b>
		Position in running (margin)	-	1(0.0)
		Sectional time (s)	14.43	14.60
		Cumulative time (s)	190.66	176.23
		Speed (m/s)	13.86	13.70
		Stride length (m)	5.86	6.10
		Stride duration (s)	0.419	0.445
		Stride efficiency (%)	53.61	58.09
		Stride count	34.15	32.80

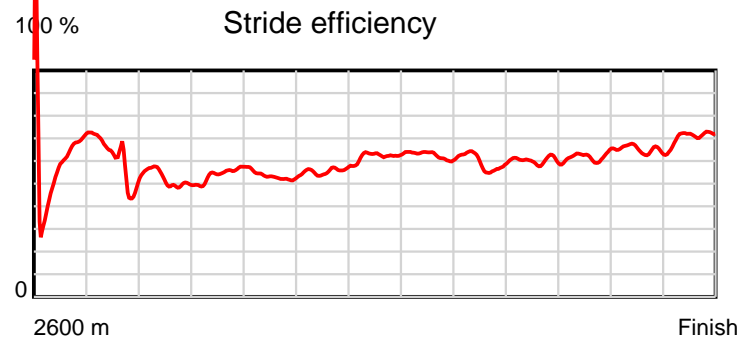
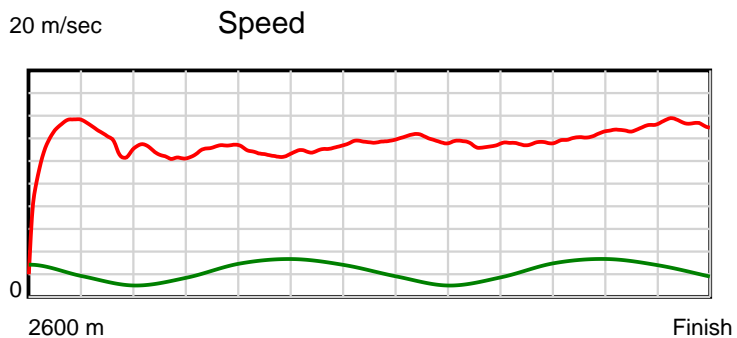
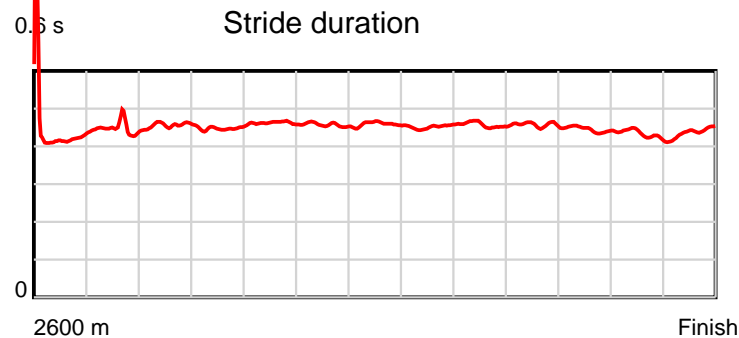
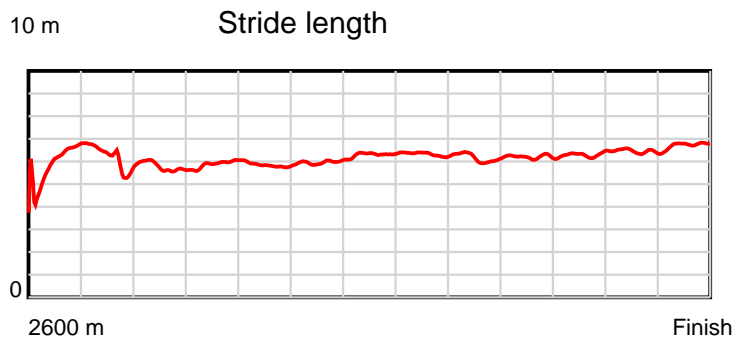
## Disclaimer.

HRNZ and NZMTC and Thoroughbred Ratings Pty Ltd accepts no responsibility for the completeness or accuracy of any of the information contained herein, and makes no representations about its suitability for any particular purpose. Users should make their own judgements about those matters and/or seek independent advice. You assume all risks associated with use of the data provided on this page.

# Race Results

September 29, 2023, Race 8, , Distance 2600m, Addington - Survey 3200m

Result	TAB no.	Horse (Barrier)	2200m to	2000m to	1800m to	1600m to	1400m to	1200m to	1000m to	800m to	600m to	400m to	200m to	Total or	Margin
6th	6	Bach (5)	2000m	1800m	1600m	1400m	1200m	1000m	800m	600m	400m	200m	WP	Average	
		Position in running (margin)	1(0.0)	4(2.7)	4(6.4)	4(6.4)	4(6.0)	7(5.5)	8(5.4)	6(5.3)	7(5.4)	7(5.2)	7(4.7)		4.20
		Sectional time (s)	16.03	15.21	15.95	15.12	14.60	14.38	15.12	14.77	14.19	13.28	12.98		
		Cumulative time (s)	161.63	145.60	130.39	114.44	99.32	84.72	70.34	55.22	40.45	26.26	12.98	3:10.66	
		Speed (m/s)	12.48	13.15	12.54	13.23	13.70	13.91	13.23	13.54	14.09	15.06	15.41	13.64	
		Stride length (m)	5.69	5.89	5.80	6.05	6.29	6.28	6.04	6.19	6.27	6.50	6.78	6.12	
		Stride duration (s)	0.456	0.448	0.462	0.457	0.459	0.452	0.457	0.457	0.445	0.432	0.440	0.449	
		Stride efficiency (%)	50.65	54.13	52.53	57.15	61.86	61.64	57.08	59.87	61.44	66.02	71.86	58.53	
		Stride count	35.13	33.98	34.50	33.07	31.79	31.84	33.09	32.31	31.90	30.77	29.49	424.82	



Note: Horizontal distance axis grid lines are 200m furlongs.

#### Disclaimer.

HRNZ and NZMTC and Thoroughbred Ratings Pty Ltd accepts no responsibility for the completeness or accuracy of any of the information contained herein, and makes no representations about its suitability for any particular purpose. Users should make their own judgements about those matters and/or seek independent advice. You assume all risks associated with use of the data provided on this page.



# Race Results



September 29, 2023, Race 8, , Distance 2600m, Addington - Survey 3200m

Result	TAB no.	Horse (Barrier)	2600 to	2400m to
7th	7	Aardie's Expre... (6)	2400m	2200m
		Position in running (margin)	-	12(11.4)
		Sectional time (s)	16.20	13.98
		Cumulative time (s)	190.77	174.57
		Speed (m/s)	12.35	14.31
		Stride length (m)	5.40	6.15
		Stride duration (s)	0.434	0.430
		Stride efficiency (%)	45.52	59.13
		Stride count	37.06	32.51

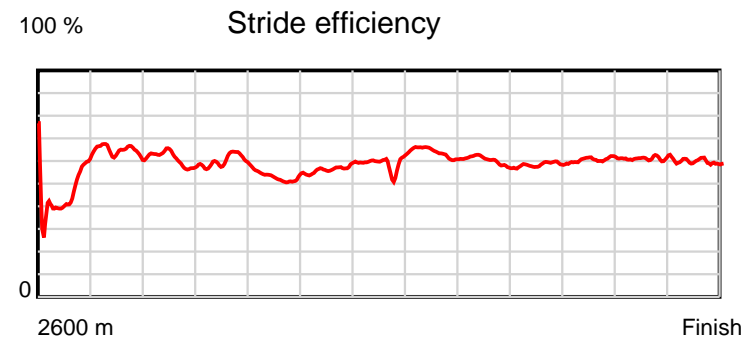
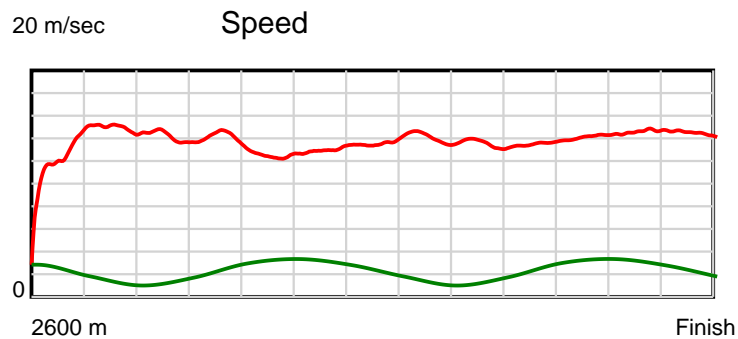
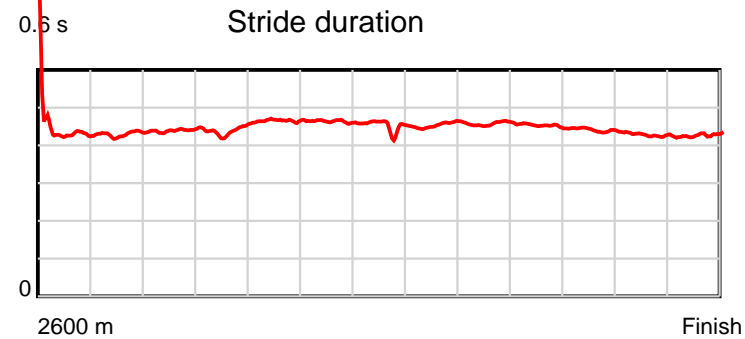
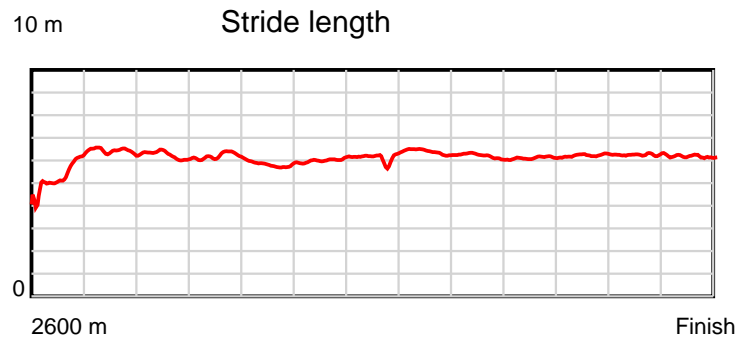
#### Disclaimer.

HRNZ and NZMTC and Thoroughbred Ratings Pty Ltd accepts no responsibility for the completeness or accuracy of any of the information contained herein, and makes no representations about its suitability for any particular purpose. Users should make their own judgements about those matters and/or seek independent advice. You assume all risks associated with use of the data provided on this page.

# Race Results

September 29, 2023, Race 8, , Distance 2600m, Addington - Survey 3200m

Result	TAB no.	Horse (Barrier)	2200m to	2000m to	1800m to	1600m to	1400m to	1200m to	1000m to	800m to	600m to	400m to	200m to	Total or	Margin
7th	7	Aardie's Expre... (6)	2000m	1800m	1600m	1400m	1200m	1000m	800m	600m	400m	200m	WP	Average	
		Position in running (margin)	10(7.7)	3(2.5)	1(0.0)	1(0.0)	1(0.0)	1(0.0)	1(0.0)	1(0.0)	1(0.0)	1(0.0)	2(0.7)		4.80
		Sectional time (s)	14.71	14.18	15.96	15.18	14.69	14.40	15.14	14.76	14.23	13.47	13.87		
		Cumulative time (s)	160.59	145.88	131.70	115.74	100.56	85.87	71.47	56.33	41.57	27.34	13.87	3:10.77	
		Speed (m/s)	13.60	14.10	12.53	13.18	13.61	13.89	13.21	13.55	14.05	14.85	14.42	13.63	
		Stride length (m)	5.99	6.21	5.84	6.10	6.14	6.32	6.04	6.12	6.18	6.34	6.16	6.07	
		Stride duration (s)	0.440	0.440	0.466	0.463	0.451	0.455	0.457	0.452	0.440	0.427	0.427	0.445	
		Stride efficiency (%)	56.01	60.24	53.23	58.11	58.99	62.39	57.01	58.55	59.72	62.86	59.29	57.51	
		Stride count	33.41	32.21	34.27	32.80	32.55	31.65	33.11	32.67	32.35	31.53	32.47	428.59	



Note: Horizontal distance axis grid lines are 200m furlongs.

#### Disclaimer.

HRNZ and NZMTC and Thoroughbred Ratings Pty Ltd accepts no responsibility for the completeness or accuracy of any of the information contained herein, and makes no representations about its suitability for any particular purpose. Users should make their own judgements about those matters and/or seek independent advice. You assume all risks associated with use of the data provided on this page.



# Race Results



September 29, 2023, Race 8, , Distance 2600m, Addington - Survey 3200m

Result	TAB no.	Horse (Barrier)	2600 to	2400m to
8th	11	<b>Mossdale Ben (10)</b>		
		Position in running (margin)		
		Sectional time (s)		
		Cumulative time (s)		
		Speed (m/s)		
		Stride length (m)		
		Stride duration (s)		
		Stride efficiency (%)		
		Stride count		

#### Disclaimer.

HRNZ and NZMTC and Thoroughbred Ratings Pty Ltd accepts no responsibility for the completeness or accuracy of any of the information contained herein, and makes no representations about its suitability for any particular purpose. Users should make their own judgements about those matters and/or seek independent advice. You assume all risks associated with use of the data provided on this page.




# Race Results



September 29, 2023, Race 8, , Distance 2600m, Addington - Survey 3200m

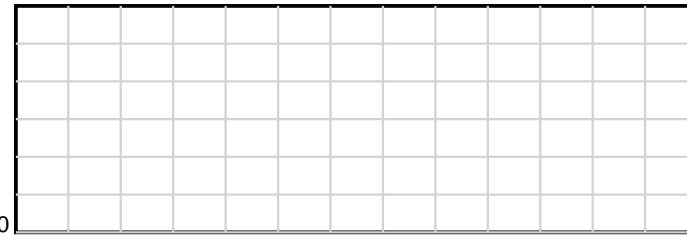
Result	TAB no.	Horse (Barrier)	2200m to	2000m to	1800m to	1600m to	1400m to	1200m to	1000m to	800m to	600m to	400m to	200m to	Total or	Margin
8th	11	<b>Mossdale Ben (10)</b>													
		Position in running (margin)													
		Sectional time (s)													
		Cumulative time (s)													
		Speed (m/s)													
		Stride length (m)													
		Stride duration (s)													
		Stride efficiency (%)													
		Stride count													

10 m Stride length



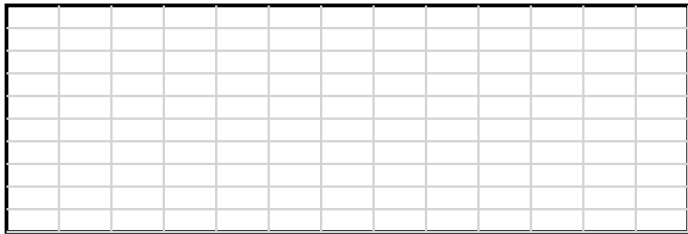
2600 m Finish

0.6 s Stride duration




2600 m Finish

20 m/sec Speed



2600 m Finish

100 % Stride efficiency



2600 m Finish

Note: Horizontal distance axis grid lines are 200m furlongs.

**Disclaimer.**

HRNZ and NZMTC and Thoroughbred Ratings Pty Ltd accepts no responsibility for the completeness or accuracy of any of the information contained herein, and makes no representations about its suitability for any particular purpose. Users should make their own judgements about those matters and/or seek independent advice. You assume all risks associated with use of the data provided on this page.



# Race Results



September 29, 2023, Race 8, , Distance 2600m, Addington - Survey 3200m

Result	TAB no.	Horse (Barrier)	2600 to	2400m to
9th	5	<b>Heza Sport (4)</b>	<b>2400m</b>	<b>2200m</b>
		Position in running (margin)	-	4(4.3)
		Sectional time (s)	15.18	14.27
		Cumulative time (s)	191.09	175.91
		Speed (m/s)	13.18	14.02
		Stride length (m)	5.85	6.47
		Stride duration (s)	0.439	0.461
		Stride efficiency (%)	53.50	65.35
		Stride count	34.18	30.93

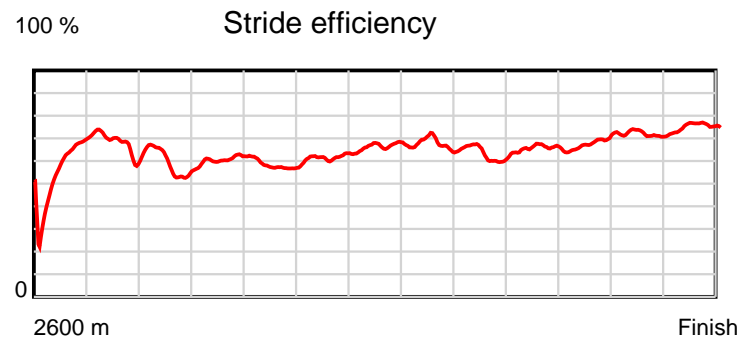
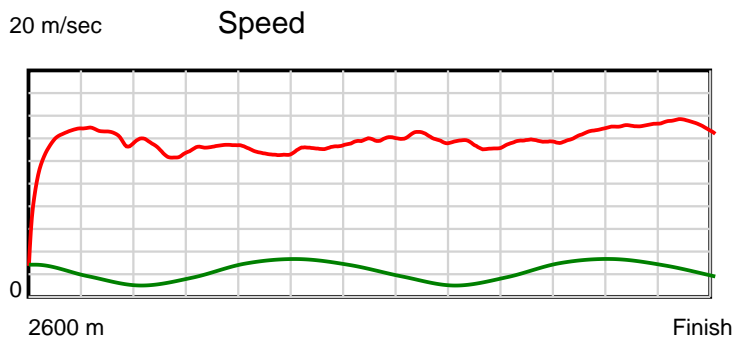
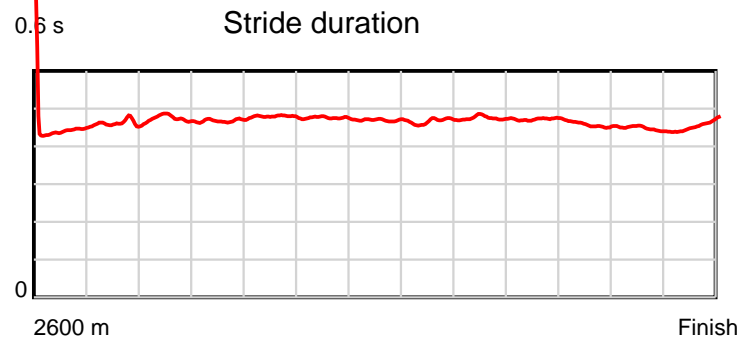
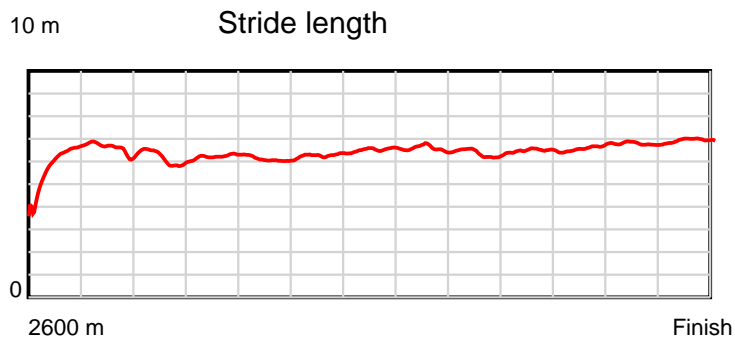
#### Disclaimer.

HRNZ and NZMTC and Thoroughbred Ratings Pty Ltd accepts no responsibility for the completeness or accuracy of any of the information contained herein, and makes no representations about its suitability for any particular purpose. Users should make their own judgements about those matters and/or seek independent advice. You assume all risks associated with use of the data provided on this page.

# Race Results

September 29, 2023, Race 8, , Distance 2600m, Addington - Survey 3200m

Result	TAB no.	Horse (Barrier)	2200m to	2000m to	1800m to	1600m to	1400m to	1200m to	1000m to	800m to	600m to	400m to	200m to	Total or	Margin
9th	5	<b>Heza Sport (4)</b>	<b>2000m</b>	<b>1800m</b>	<b>1600m</b>	<b>1400m</b>	<b>1200m</b>	<b>1000m</b>	<b>800m</b>	<b>600m</b>	<b>400m</b>	<b>200m</b>	<b>WP</b>	<b>Average</b>	
		Position in running (margin)	4(2.3)	5(4.2)	5(6.6)	5(6.5)	5(6.4)	6(4.6)	7(4.8)	8(7.2)	8(6.5)	8(5.8)	8(5.5)		6.70
		Sectional time (s)	15.90	14.98	15.95	15.15	14.40	14.43	15.54	14.64	14.11	13.31	13.23		
		Cumulative time (s)	161.64	145.74	130.76	114.81	99.66	85.26	70.83	55.29	40.65	26.54	13.23	3:11.09	
		Speed (m/s)	12.58	13.35	12.54	13.20	13.89	13.86	12.87	13.66	14.17	15.03	15.12	13.61	
		Stride length (m)	5.96	6.26	6.00	6.28	6.52	6.47	6.12	6.44	6.46	6.71	6.94	6.33	
		Stride duration (s)	0.474	0.468	0.479	0.476	0.469	0.467	0.475	0.471	0.456	0.446	0.459	0.465	
		Stride efficiency (%)	55.49	61.15	56.34	61.64	66.47	65.47	58.48	64.78	65.29	70.31	75.21	62.63	
		Stride count	33.56	31.97	33.31	31.84	30.67	30.90	32.69	31.06	30.94	29.82	28.83	410.70	



Note: Horizontal distance axis grid lines are 200m furlongs.

#### Disclaimer.

HRNZ and NZMTC and Thoroughbred Ratings Pty Ltd accepts no responsibility for the completeness or accuracy of any of the information contained herein, and makes no representations about its suitability for any particular purpose. Users should make their own judgements about those matters and/or seek independent advice. You assume all risks associated with use of the data provided on this page.



# Race Results



September 29, 2023, Race 8, , Distance 2600m, Addington - Survey 3200m

Result	TAB no.	Horse (Barrier)	2600 to	2400m to
10th	14	<b>Pembrook Playb... (12)</b>	<b>2400m</b>	<b>2200m</b>
		Position in running (margin)	-	9(7.9)
		Sectional time (s)	15.68	14.52
		Cumulative time (s)	191.38	175.70
		Speed (m/s)	12.76	13.77
		Stride length (m)	5.81	6.29
		Stride duration (s)	0.437	0.456
		Stride efficiency (%)	52.76	61.75
		Stride count	34.42	31.82

#### Disclaimer.

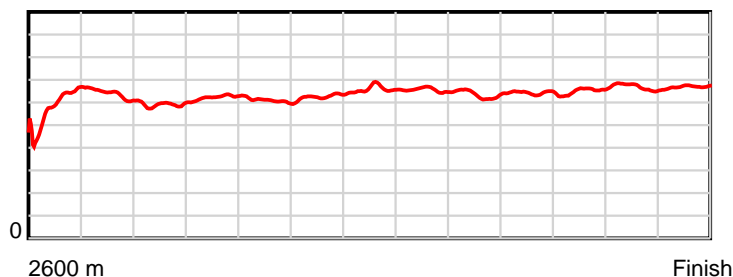
HRNZ and NZMTC and Thoroughbred Ratings Pty Ltd accepts no responsibility for the completeness or accuracy of any of the information contained herein, and makes no representations about its suitability for any particular purpose. Users should make their own judgements about those matters and/or seek independent advice. You assume all risks associated with use of the data provided on this page.

# Race Results

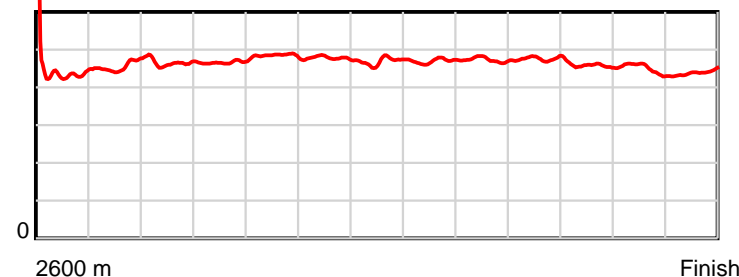
September 29, 2023, Race 8, , Distance 2600m, Addington - Survey 3200m

Result	TAB no.	Horse (Barrier)	2200m to	2000m to	1800m to	1600m to	1400m to	1200m to	1000m to	800m to	600m to	400m to	200m to	Total or	Margin
10th	14	<b>Pembrook Playb... (12)</b>	<b>2000m</b>	<b>1800m</b>	<b>1600m</b>	<b>1400m</b>	<b>1200m</b>	<b>1000m</b>	<b>800m</b>	<b>600m</b>	<b>400m</b>	<b>200m</b>	<b>WP</b>	<b>Average</b>	
		Position in running (margin)	9(7.4)	9(10.2)	10(12.1)	9(12.8)	10(11.9)	11(9.1)	10(8.9)	10(9.5)	10(9.6)	9(8.6)	10(8.5)		8.30
		Sectional time (s)	16.05	14.91	16.07	15.03	14.22	14.37	15.23	14.77	14.05	13.36	13.12		
		Cumulative time (s)	161.18	145.13	130.22	114.15	99.12	84.90	70.53	55.30	40.53	26.48	13.12	3:11.38	
		Speed (m/s)	12.46	13.41	12.45	13.31	14.06	13.92	13.13	13.54	14.23	14.97	15.24	13.59	
		Stride length (m)	5.80	6.25	6.03	6.36	6.60	6.54	6.21	6.44	6.51	6.71	6.71	6.31	
		Stride duration (s)	0.465	0.466	0.484	0.478	0.470	0.470	0.473	0.476	0.457	0.448	0.440	0.465	
		Stride efficiency (%)	52.54	61.07	56.78	63.22	68.15	66.81	60.21	64.89	66.18	70.42	70.41	62.30	
		Stride count	34.49	31.99	33.18	31.44	30.28	30.59	32.22	31.04	30.73	29.79	29.80	411.79	

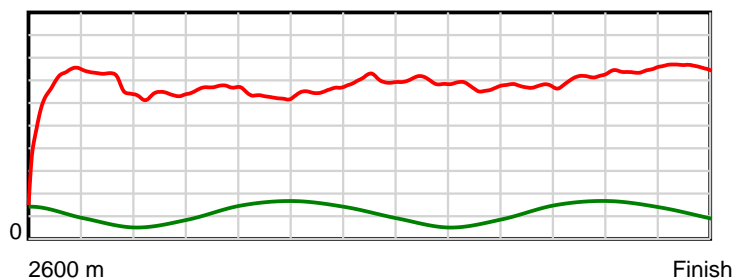
10 m Stride length



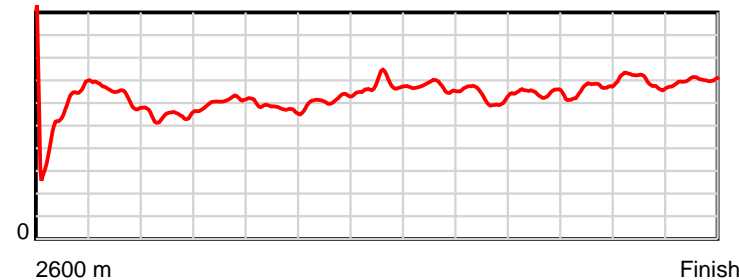
0.6 s Stride duration



20 m/sec Speed



100 % Stride efficiency



Note: Horizontal distance axis grid lines are 200m furlongs.

## Disclaimer.

HRNZ and NZMTC and Thoroughbred Ratings Pty Ltd accepts no responsibility for the completeness or accuracy of any of the information contained herein, and makes no representations about its suitability for any particular purpose. Users should make their own judgements about those matters and/or seek independent advice. You assume all risks associated with use of the data provided on this page.



# Race Results



September 29, 2023, Race 8, , Distance 2600m, Addington - Survey 3200m

Result	TAB no.	Horse (Barrier)	2600 to	2400m to
11th	13	<b>Got You Covere... (11)</b>	<b>2400m</b>	<b>2200m</b>
		Position in running (margin)	-	7(6.8)
		Sectional time (s)	15.56	14.23
		Cumulative time (s)	191.44	175.88
		Speed (m/s)	12.85	14.05
		Stride length (m)	5.78	6.20
		Stride duration (s)	0.430	0.441
		Stride efficiency (%)	52.24	60.00
		Stride count	34.59	32.28

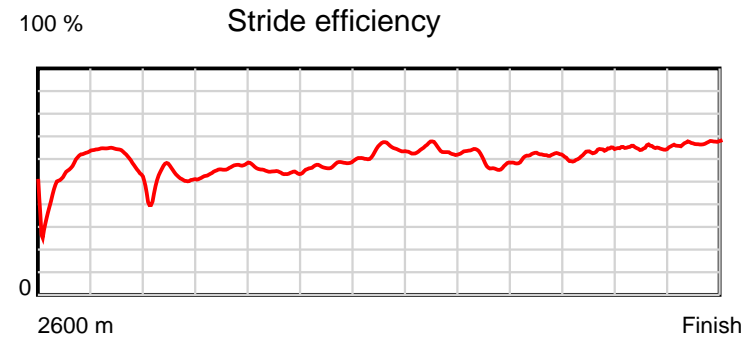
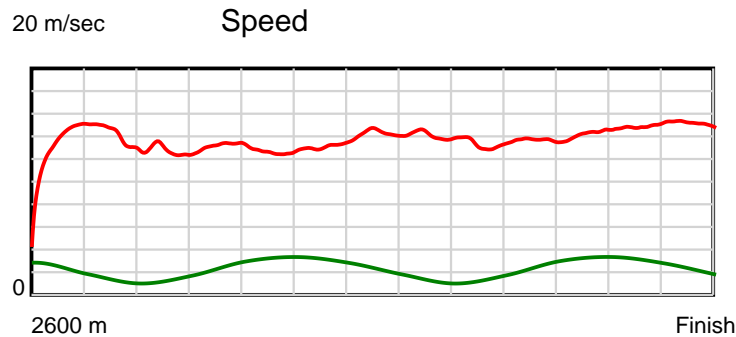
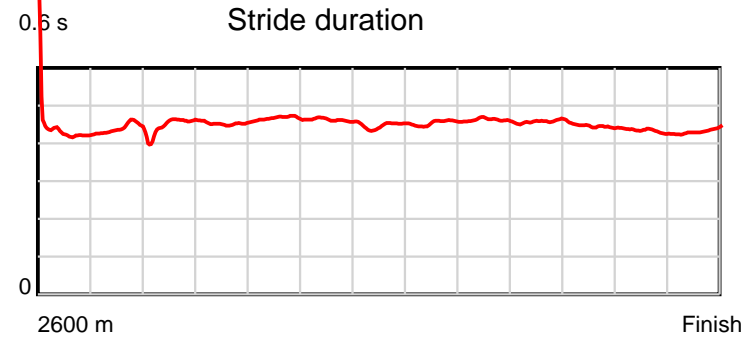
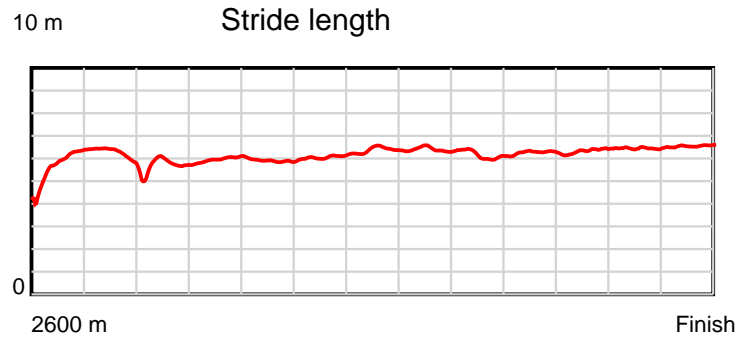
#### Disclaimer.

HRNZ and NZMTC and Thoroughbred Ratings Pty Ltd accepts no responsibility for the completeness or accuracy of any of the information contained herein, and makes no representations about its suitability for any particular purpose. Users should make their own judgements about those matters and/or seek independent advice. You assume all risks associated with use of the data provided on this page.

# Race Results

September 29, 2023, Race 8, , Distance 2600m, Addington - Survey 3200m

Result	TAB no.	Horse (Barrier)	2200m to	2000m to	1800m to	1600m to	1400m to	1200m to	1000m to	800m to	600m to	400m to	200m to	Total or	Margin
11th	13	<b>Got You Covere... (11)</b>	<b>2000m</b>	<b>1800m</b>	<b>1600m</b>	<b>1400m</b>	<b>1200m</b>	<b>1000m</b>	<b>800m</b>	<b>600m</b>	<b>400m</b>	<b>200m</b>	<b>WP</b>	<b>Average</b>	
		Position in running (margin)	6(4.5)	7(6.9)	8(10.6)	8(10.7)	7(10.2)	9(6.5)	9(6.8)	9(9.0)	9(8.2)	10(8.8)	9(8.3)		8.60
		Sectional time (s)	15.97	15.20	15.97	15.09	14.08	14.45	15.51	14.61	14.33	13.28	13.16		
		Cumulative time (s)	161.65	145.68	130.48	114.51	99.42	85.34	70.89	55.38	40.77	26.44	13.16	3:11.44	
		Speed (m/s)	12.52	13.16	12.52	13.25	14.20	13.84	12.89	13.69	13.96	15.06	15.20	13.58	
		Stride length (m)	5.58	5.95	5.85	6.13	6.36	6.28	5.96	6.27	6.21	6.51	6.59	6.11	
		Stride duration (s)	0.445	0.453	0.467	0.462	0.448	0.454	0.462	0.458	0.445	0.432	0.434	0.450	
		Stride efficiency (%)	48.57	55.41	53.39	58.67	63.19	61.66	55.44	61.46	60.27	66.26	67.92	58.43	
		Stride count	35.87	33.59	34.22	32.64	31.45	31.84	33.58	31.89	32.20	30.71	30.34	425.20	



Note: Horizontal distance axis grid lines are 200m furlongs.

#### Disclaimer.

HRNZ and NZMTC and Thoroughbred Ratings Pty Ltd accepts no responsibility for the completeness or accuracy of any of the information contained herein, and makes no representations about its suitability for any particular purpose. Users should make their own judgements about those matters and/or seek independent advice. You assume all risks associated with use of the data provided on this page.



# Race Results



September 29, 2023, Race 8, , Distance 2600m, Addington - Survey 3200m

Result	TAB no.	Horse (Barrier)	2600 to	2400m to
12th	17	<b>One Change (15)</b>	<b>2400m</b>	<b>2200m</b>
		Position in running (margin)	-	13(11.7)
		Sectional time (s)	16.30	14.50
		Cumulative time (s)	191.56	175.26
		Speed (m/s)	12.27	13.79
		Stride length (m)	6.06	6.46
		Stride duration (s)	0.456	0.468
		Stride efficiency (%)	57.44	65.23
		Stride count	32.99	30.96

#### Disclaimer.

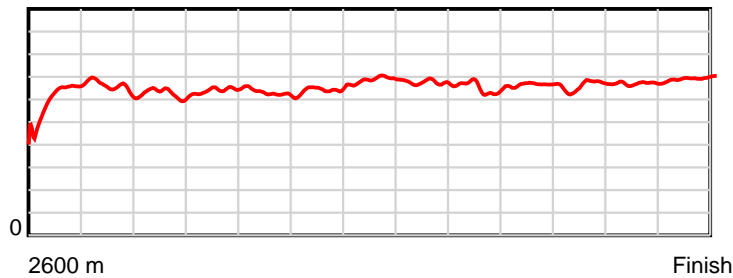
HRNZ and NZMTC and Thoroughbred Ratings Pty Ltd accepts no responsibility for the completeness or accuracy of any of the information contained herein, and makes no representations about its suitability for any particular purpose. Users should make their own judgements about those matters and/or seek independent advice. You assume all risks associated with use of the data provided on this page.

# Race Results

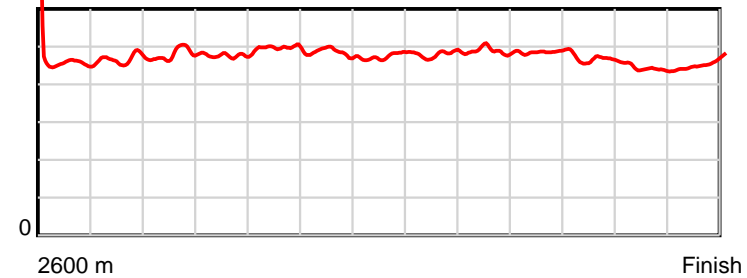
September 29, 2023, Race 8, , Distance 2600m, Addington - Survey 3200m

Result	TAB no.	Horse (Barrier)	2200m to	2000m to	1800m to	1600m to	1400m to	1200m to	1000m to	800m to	600m to	400m to	200m to	Total or	Margin
12th	17	<b>One Change (15)</b>	<b>2000m</b>	<b>1800m</b>	<b>1600m</b>	<b>1400m</b>	<b>1200m</b>	<b>1000m</b>	<b>800m</b>	<b>600m</b>	<b>400m</b>	<b>200m</b>	<b>WP</b>	<b>Average</b>	
		Position in running (margin)	12(11.0)	11(12.3)	11(13.8)	11(14.2)	11(13.2)	10(8.5)	11(9.1)	11(11.1)	11(10.2)	11(10.3)	11(9.4)		9.30
		Sectional time (s)	15.78	14.84	16.04	15.00	13.91	14.50	15.46	14.62	14.24	13.21	13.16		
		Cumulative time (s)	160.76	144.98	130.14	114.10	99.10	85.19	70.69	55.23	40.61	26.37	13.16	3:11.56	
		Speed (m/s)	12.67	13.48	12.47	13.33	14.38	13.79	12.94	13.68	14.04	15.14	15.20	13.57	
		Stride length (m)	6.08	6.42	6.19	6.47	6.83	6.61	6.33	6.65	6.52	6.67	6.95	6.47	
		Stride duration (s)	0.480	0.476	0.497	0.485	0.475	0.480	0.489	0.486	0.464	0.441	0.457	0.477	
		Stride efficiency (%)	57.77	64.38	59.92	65.32	72.92	68.35	62.63	69.16	66.43	69.55	75.46	65.42	
		Stride count	32.89	31.16	32.30	30.93	29.28	30.24	31.59	30.06	30.68	29.98	28.78	401.84	

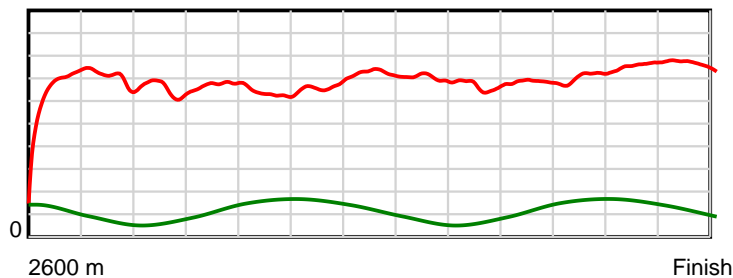
10 m Stride length



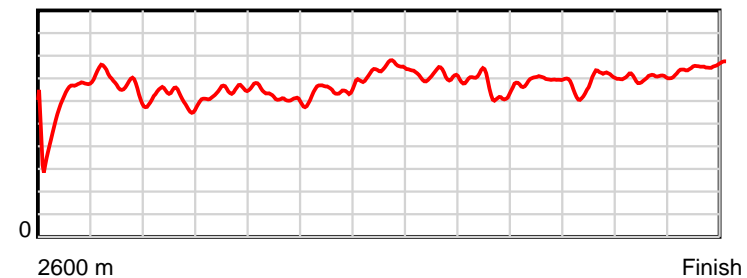
0.6 s Stride duration



20 m/sec Speed



100 % Stride efficiency



Note: Horizontal distance axis grid lines are 200m furlongs.

## Disclaimer.

HRNZ and NZMTC and Thoroughbred Ratings Pty Ltd accepts no responsibility for the completeness or accuracy of any of the information contained herein, and makes no representations about its suitability for any particular purpose. Users should make their own judgements about those matters and/or seek independent advice. You assume all risks associated with use of the data provided on this page.



# Race Results



September 29, 2023, Race 8, , Distance 2600m, Addington - Survey 3200m

Result	TAB no.	Horse (Barrier)	2600 to 2400m	2400m to 2200m
13th	1	<b>B D Joe (0)</b>		
		Position in running (margin)	-	2(1.6)
		Sectional time (s)	14.68	14.91
		Cumulative time (s)	192.12	177.44
		Speed (m/s)	13.62	13.41
		Stride length (m)	6.11	6.35
		Stride duration (s)	0.450	0.473
		Stride efficiency (%)	58.34	62.99
		Stride count	32.73	31.50

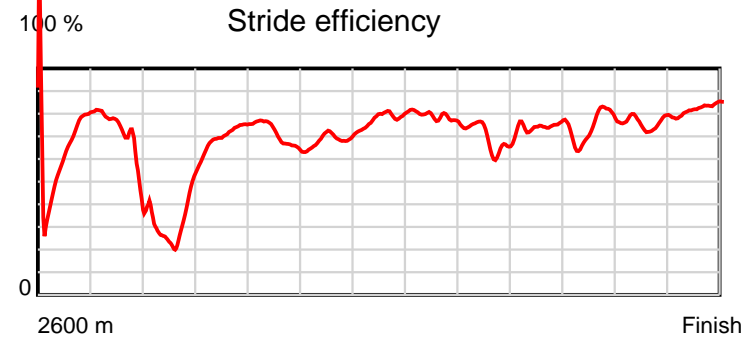
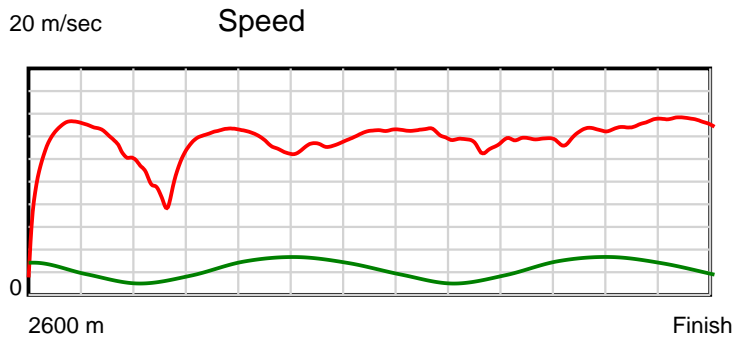
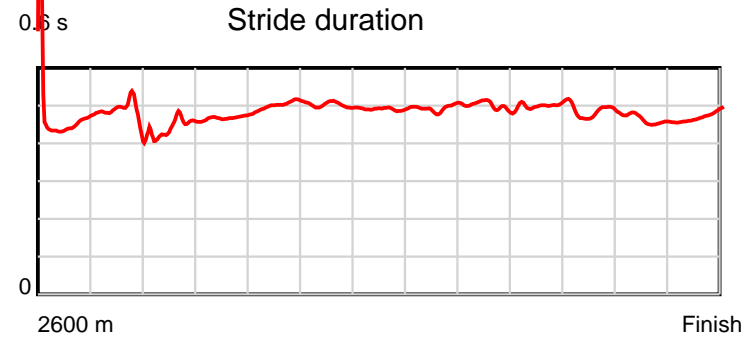
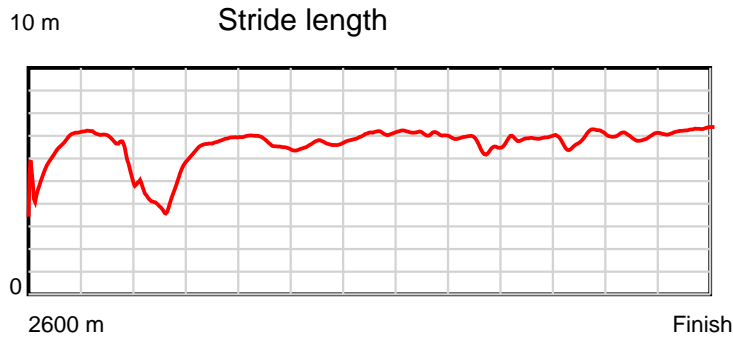
#### Disclaimer.

HRNZ and NZMTC and Thoroughbred Ratings Pty Ltd accepts no responsibility for the completeness or accuracy of any of the information contained herein, and makes no representations about its suitability for any particular purpose. Users should make their own judgements about those matters and/or seek independent advice. You assume all risks associated with use of the data provided on this page.

# Race Results

September 29, 2023, Race 8, , Distance 2600m, Addington - Survey 3200m

Result	TAB no.	Horse (Barrier)	2200m to	2000m to	1800m to	1600m to	1400m to	1200m to	1000m to	800m to	600m to	400m to	200m to	Total or	Margin
13th	1	<b>B D Joe (0)</b>	<b>2000m</b>	<b>1800m</b>	<b>1600m</b>	<b>1400m</b>	<b>1200m</b>	<b>1000m</b>	<b>800m</b>	<b>600m</b>	<b>400m</b>	<b>200m</b>	<b>WP</b>	<b>Average</b>	
		Position in running (margin)	5(3.5)	15(29.1)	15(25.0)	15(19.8)	15(18.0)	14(13.1)	14(12.3)	15(14.3)	15(13.7)	15(13.8)	14(13.2)		12.60
		Sectional time (s)	19.85	13.90	15.09	14.88	13.89	14.26	15.47	14.65	14.23	13.27	13.04		
		Cumulative time (s)	162.53	142.68	128.78	113.69	98.81	84.92	70.66	55.19	40.54	26.31	13.04	3:12.12	
		Speed (m/s)	10.08	14.39	13.25	13.44	14.40	14.03	12.93	13.65	14.05	15.07	15.34	13.53	
		Stride length (m)	4.42	6.74	6.67	6.74	7.07	6.93	6.45	6.87	6.77	6.95	7.29	6.47	
		Stride duration (s)	0.439	0.468	0.503	0.501	0.491	0.494	0.499	0.503	0.481	0.461	0.475	0.478	
		Stride efficiency (%)	30.59	70.98	69.49	71.00	78.15	75.07	64.98	73.71	71.55	75.54	83.00	65.44	
		Stride count	45.20	29.67	29.99	29.67	28.28	28.86	31.01	29.12	29.56	28.76	27.44	401.79	



Note: Horizontal distance axis grid lines are 200m furlongs.

#### Disclaimer.

HRNZ and NZMTC and Thoroughbred Ratings Pty Ltd accepts no responsibility for the completeness or accuracy of any of the information contained herein, and makes no representations about its suitability for any particular purpose. Users should make their own judgements about those matters and/or seek independent advice. You assume all risks associated with use of the data provided on this page.



# Race Results



September 29, 2023, Race 8, , Distance 2600m, Addington - Survey 3200m

Result	TAB no.	Horse (Barrier)	2600 to	2400m to
14th	15	Allamericanlov... (13)	2400m	2200m
		Position in running (margin)	-	14(12.0)
		Sectional time (s)	16.19	14.56
		Cumulative time (s)	192.16	175.97
		Speed (m/s)	12.35	13.74
		Stride length (m)	5.77	6.07
		Stride duration (s)	0.438	0.442
		Stride efficiency (%)	52.09	57.48
		Stride count	34.64	32.98

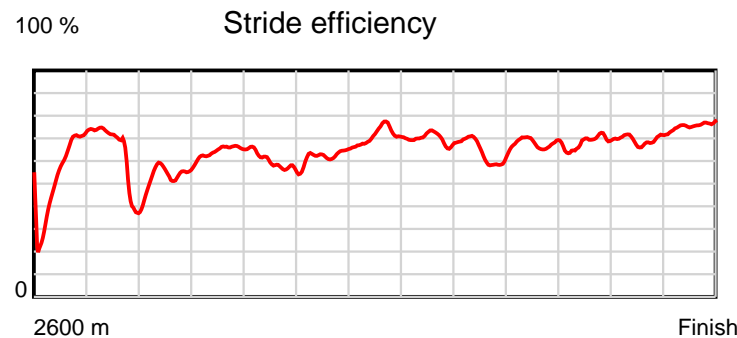
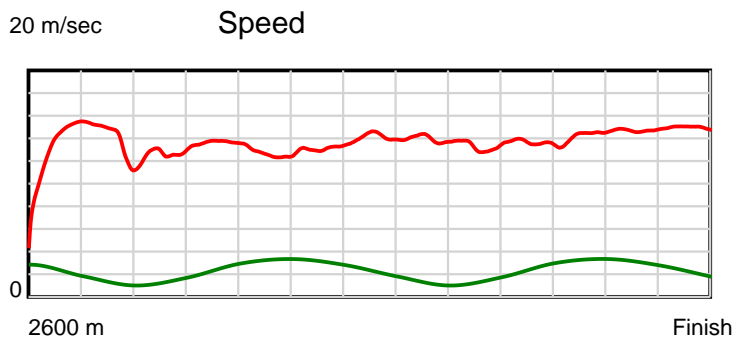
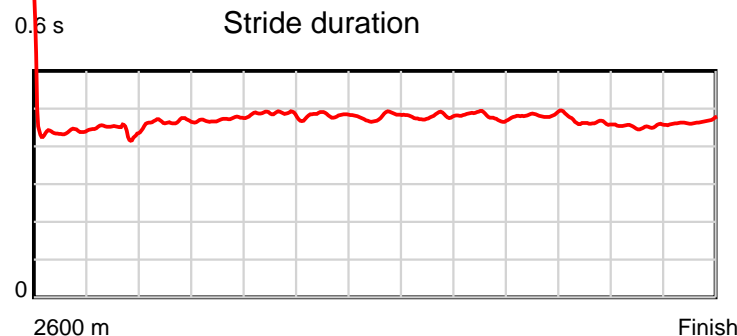
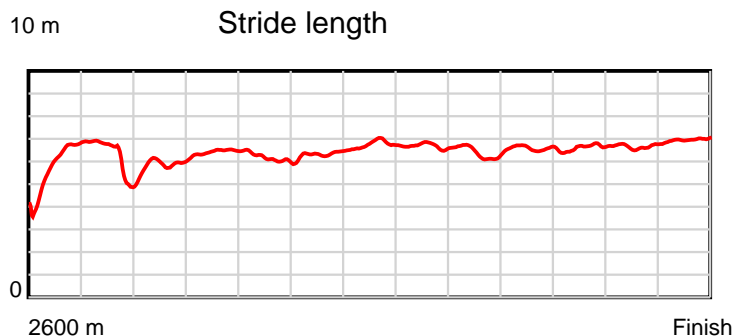
## Disclaimer.

HRNZ and NZMTC and Thoroughbred Ratings Pty Ltd accepts no responsibility for the completeness or accuracy of any of the information contained herein, and makes no representations about its suitability for any particular purpose. Users should make their own judgements about those matters and/or seek independent advice. You assume all risks associated with use of the data provided on this page.

# Race Results

September 29, 2023, Race 8, , Distance 2600m, Addington - Survey 3200m

Result	TAB no.	Horse (Barrier)	2200m to	2000m to	1800m to	1600m to	1400m to	1200m to	1000m to	800m to	600m to	400m to	200m to	Total or	Margin
14th	15	Allamericanlov... (13)	2000m	1800m	1600m	1400m	1200m	1000m	800m	600m	400m	200m	WP	Average	
		Position in running (margin)	13(11.7)	12(14.6)	12(14.9)	12(14.6)	12(13.8)	13(10.9)	13(10.8)	12(11.4)	12(11.3)	12(10.4)	12(11.6)		12.80
		Sectional time (s)	16.06	14.64	15.91	15.05	14.20	14.38	15.24	14.75	14.07	13.55	13.56		
		Cumulative time (s)	161.41	145.35	130.71	114.80	99.75	85.55	71.17	55.93	41.18	27.11	13.56	3:12.16	
		Speed (m/s)	12.45	13.66	12.57	13.29	14.08	13.91	13.12	13.56	14.21	14.76	14.75	13.53	
		Stride length (m)	5.80	6.44	6.12	6.41	6.74	6.67	6.30	6.55	6.59	6.68	6.88	6.37	
		Stride duration (s)	0.466	0.471	0.487	0.483	0.479	0.479	0.480	0.483	0.464	0.453	0.467	0.471	
		Stride efficiency (%)	52.52	64.76	58.46	64.28	71.08	69.47	61.94	67.13	67.82	69.80	74.04	63.35	
		Stride count	34.50	31.07	32.70	31.18	29.65	30.00	31.77	30.51	30.36	29.92	29.06	408.34	



Note: Horizontal distance axis grid lines are 200m furlongs.

#### Disclaimer.

HRNZ and NZMTC and Thoroughbred Ratings Pty Ltd accepts no responsibility for the completeness or accuracy of any of the information contained herein, and makes no representations about its suitability for any particular purpose. Users should make their own judgements about those matters and/or seek independent advice. You assume all risks associated with use of the data provided on this page.



# Race Results



September 29, 2023, Race 8, , Distance 2600m, Addington - Survey 3200m

Result	TAB no.	Horse (Barrier)	2600 to 2400m	2400m to 2200m
15th	4	<b>Beach Ball (3)</b>	<b>2400m</b>	<b>2200m</b>
		Position in running (margin)	-	15(26.2)
		Sectional time (s)	18.57	13.72
		Cumulative time (s)	192.58	174.01
		Speed (m/s)	10.77	14.58
		Stride length (m)	5.12	6.80
		Stride duration (s)	0.465	0.466
		Stride efficiency (%)	40.95	72.28
		Stride count	39.07	29.41

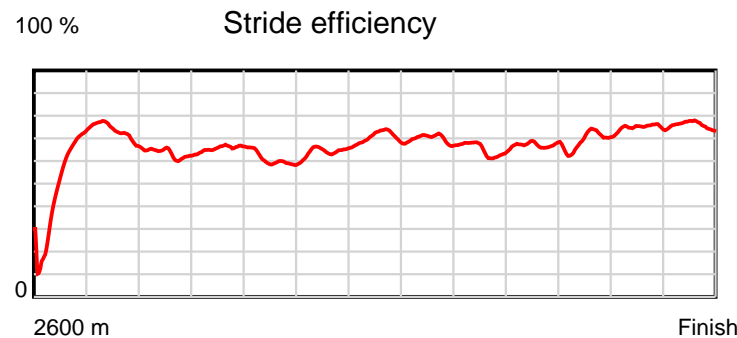
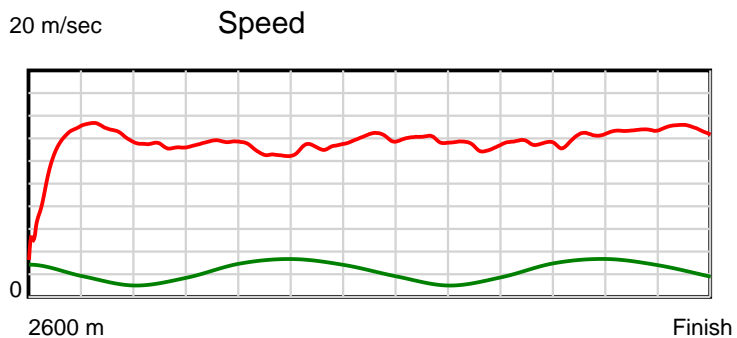
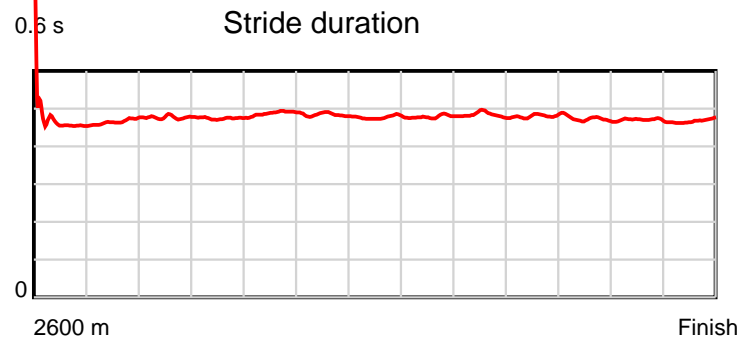
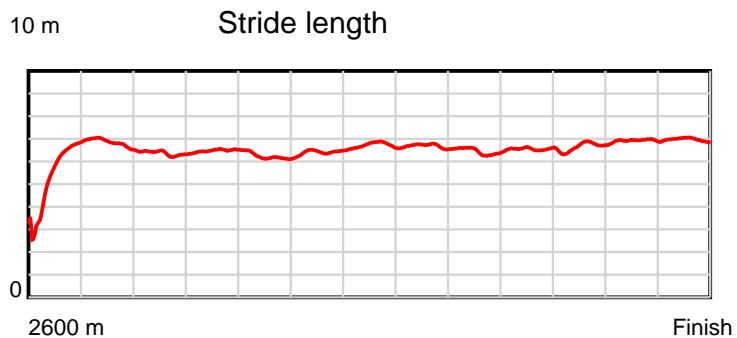
#### Disclaimer.

HRNZ and NZMTC and Thoroughbred Ratings Pty Ltd accepts no responsibility for the completeness or accuracy of any of the information contained herein, and makes no representations about its suitability for any particular purpose. Users should make their own judgements about those matters and/or seek independent advice. You assume all risks associated with use of the data provided on this page.

# Race Results

September 29, 2023, Race 8, , Distance 2600m, Addington - Survey 3200m

Result	TAB no.	Horse (Barrier)	2200m to	2000m to	1800m to	1600m to	1400m to	1200m to	1000m to	800m to	600m to	400m to	200m to	Total or	Margin
15th	4	<b>Beach Ball (3)</b>	<b>2000m</b>	<b>1800m</b>	<b>1600m</b>	<b>1400m</b>	<b>1200m</b>	<b>1000m</b>	<b>800m</b>	<b>600m</b>	<b>400m</b>	<b>200m</b>	<b>WP</b>	<b>Average</b>	
		Position in running (margin)	15(20.9)	14(18.3)	14(18.5)	14(17.7)	14(16.2)	15(13.3)	15(12.9)	14(13.7)	14(13.3)	14(13.4)	15(13.5)		15.20
		Sectional time (s)	15.15	14.62	15.83	14.91	14.21	14.33	15.27	14.69	14.24	13.39	13.65		
		Cumulative time (s)	160.29	145.14	130.52	114.69	99.78	85.57	71.24	55.97	41.28	27.04	13.65	3:12.58	
		Speed (m/s)	13.20	13.68	12.63	13.41	14.07	13.96	13.10	13.61	14.04	14.94	14.65	13.50	
		Stride length (m)	6.30	6.48	6.17	6.48	6.71	6.68	6.33	6.55	6.63	7.03	6.86	6.44	
		Stride duration (s)	0.477	0.474	0.488	0.484	0.477	0.478	0.484	0.481	0.472	0.471	0.468	0.477	
		Stride efficiency (%)	61.94	65.63	59.50	65.69	70.43	69.69	62.70	67.02	68.62	77.31	73.49	64.72	
		Stride count	31.77	30.86	32.41	30.85	29.79	29.95	31.57	30.54	30.18	28.43	29.16	403.99	



Note: Horizontal distance axis grid lines are 200m furlongs.

#### Disclaimer.

HRNZ and NZMTC and Thoroughbred Ratings Pty Ltd accepts no responsibility for the completeness or accuracy of any of the information contained herein, and makes no representations about its suitability for any particular purpose. Users should make their own judgements about those matters and/or seek independent advice. You assume all risks associated with use of the data provided on this page.



# Race Results



September 29, 2023, Race 8, , Distance 2600m, Addington - Survey 3200m

Result	TAB no.	Horse (Barrier)	2600 to	2400m to
16th	8	Corravally Sta... (7)	2400m	2200m
		Position in running (margin)	-	10(8.5)
		Sectional time (s)	15.75	15.38
		Cumulative time (s)	192.59	176.84
		Speed (m/s)	12.70	13.00
		Stride length (m)	0.00	0.00
		Stride duration (s)	0.000	0.000
		Stride efficiency (%)	0.00	0.00
		Stride count	0.00	0.00

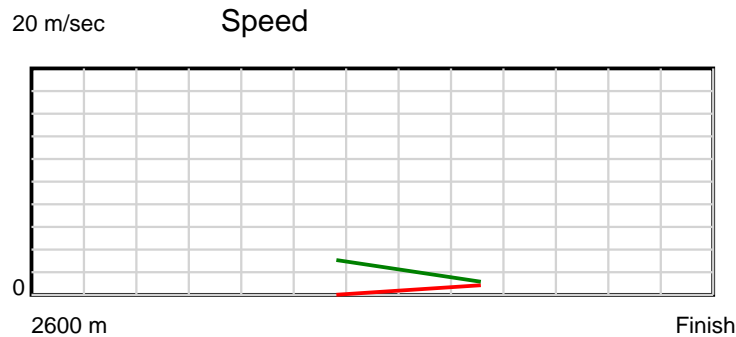
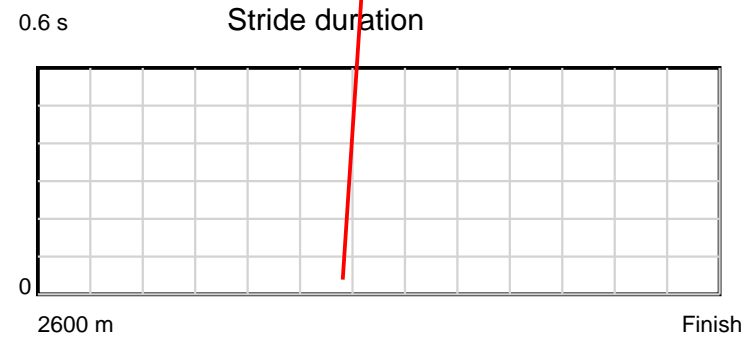
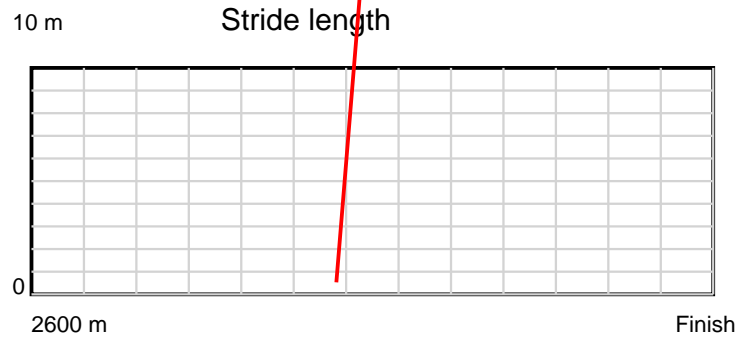
## Disclaimer.

HRNZ and NZMTC and Thoroughbred Ratings Pty Ltd accepts no responsibility for the completeness or accuracy of any of the information contained herein, and makes no representations about its suitability for any particular purpose. Users should make their own judgements about those matters and/or seek independent advice. You assume all risks associated with use of the data provided on this page.

# Race Results

September 29, 2023, Race 8, , Distance 2600m, Addington - Survey 3200m

Result	TAB no.	Horse (Barrier)	2200m to	2000m to	1800m to	1600m to	1400m to	1200m to	1000m to	800m to	600m to	400m to	200m to	Total or	Margin
16th	8	Corravally Sta... (7)	2000m	1800m	1600m	1400m	1200m	1000m	800m	600m	400m	200m	WP	Average	
		Position in running (margin)	14(13.2)	13(14.7)	13(15.5)	13(16.7)	13(15.9)	12(10.2)	12(10.6)	13(12.6)	13(12.1)	13(12.6)	13(13.1)		15.20
		Sectional time (s)	15.83	14.74	16.14	15.05	13.74	14.46	15.48	14.66	14.31	13.46	13.59		
		Cumulative time (s)	161.46	145.63	130.89	114.75	99.70	85.96	71.50	56.02	41.36	27.05	13.59	3:12.59	
		Speed (m/s)	12.63	13.57	12.39	13.29	14.56	13.83	12.92	13.64	13.98	14.86	14.72	13.50	
		Stride length (m)	0.00	0.00	0.00	4468.43	1351.10	1283.26	670.42	531.99	545.00	579.47	573.93	1238.10	
		Stride duration (s)	0.000	0.000	0.000	336.250	92.804	92.804	51.890	38.991	38.991	38.991	38.991	91.709	
		Stride efficiency (%)	0.00	0.00	0.00	31201378.00	2852588.25	2573313.50	702348.19	442245.97	464145.72	524721.62	514729.00	2395364.50	
		Stride count	0.00	0.00	0.00	0.04	0.15	0.16	0.30	0.38	0.37	0.35	0.35	2.10	



Note: Horizontal distance axis grid lines are 200m furlongs.

#### Disclaimer.

HRNZ and NZMTC and Thoroughbred Ratings Pty Ltd accepts no responsibility for the completeness or accuracy of any of the information contained herein, and makes no representations about its suitability for any particular purpose. Users should make their own judgements about those matters and/or seek independent advice. You assume all risks associated with use of the data provided on this page.