



## Race Results

NZ Metropolitan Trotting Club Inc, HRNZ, September 29, 2023

Compilation date: September 29, 2023, 9:03:10 PM (NZDT)

Copyright © 2023 HRNZ and NZMTC. All rights reserved.

### Trademarks.

StrideMASTER is a registered trademark of Thoroughbred Ratings Pty Ltd.

### Disclaimer.

HRNZ and NZMTC and Thoroughbred Ratings Pty Ltd accepts no responsibility for the completeness or accuracy of any of the information contained herein, and makes no representations about its suitability for any particular purpose. Users should make their own judgements about those matters and/or seek independent advice. You assume all risks associated with use of the data provided on this page.



# Race Results



September 29, 2023, Race 9, THE BRICKWORKS HANDICAP TROT, Distance 2600m, Addington - Survey 3200m

Result	TAB no.	Horse (Barrier)	2600 to	2400m to
1st	8	Nazareth (0)	2400m	2200m
		Position in running (margin)	-	7(9.0)
		Sectional time (s)	17.76	15.54
		Cumulative time (s)	198.18	180.42
		Speed (m/s)	11.26	12.87
		Stride length (m)	5.82	6.05
		Stride duration (s)	0.473	0.470
		Stride efficiency (%)	52.99	57.18
		Stride count	34.35	33.06

#### Disclaimer.

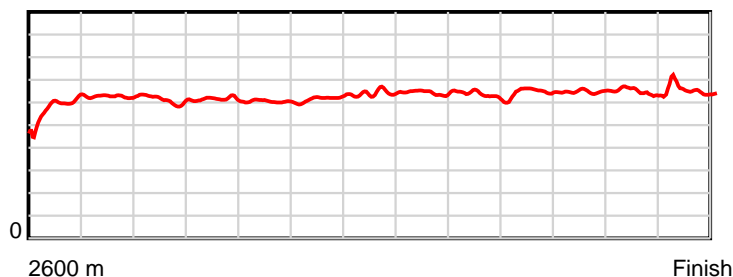
HRNZ and NZMTC and Thoroughbred Ratings Pty Ltd accepts no responsibility for the completeness or accuracy of any of the information contained herein, and makes no representations about its suitability for any particular purpose. Users should make their own judgements about those matters and/or seek independent advice. You assume all risks associated with use of the data provided on this page.

# Race Results

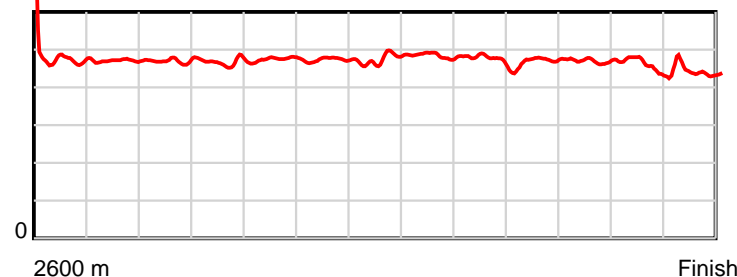
September 29, 2023, Race 9, THE BRICKWORKS HANDICAP TROT, Distance 2600m, Addington - Survey 3200m

Result	TAB no.	Horse (Barrier)	2200m to	2000m to	1800m to	1600m to	1400m to	1200m to	1000m to	800m to	600m to	400m to	200m to	Total or	Margin
1st	8	Nazareth (0)	2000m	1800m	1600m	1400m	1200m	1000m	800m	600m	400m	200m	WP	Average	
		Position in running (margin)	7(11.1)	7(11.4)	7(12.5)	6(11.8)	7(8.9)	6(4.6)	7(5.2)	6(5.3)	6(4.3)	5(3.7)	4(2.5)		0.00
		Sectional time (s)	15.75	15.30	15.99	15.21	14.84	15.45	15.40	14.55	14.71	14.03	13.65		
		Cumulative time (s)	164.88	149.13	133.83	117.84	102.63	87.79	72.34	56.94	42.39	27.68	13.65	3:18.18	
		Speed (m/s)	12.70	13.07	12.51	13.15	13.48	12.94	12.99	13.75	13.60	14.26	14.65	13.12	
		Stride length (m)	5.98	6.11	5.94	6.22	6.41	6.26	6.13	6.48	6.38	6.47	6.48	6.20	
		Stride duration (s)	0.471	0.467	0.475	0.473	0.475	0.484	0.472	0.471	0.470	0.454	0.442	0.473	
		Stride efficiency (%)	55.84	58.32	55.16	60.48	64.16	61.21	58.63	65.53	63.68	65.42	65.57	60.10	
		Stride count	33.46	32.74	33.66	32.15	31.21	31.96	32.65	30.89	31.33	30.91	30.87	419.24	

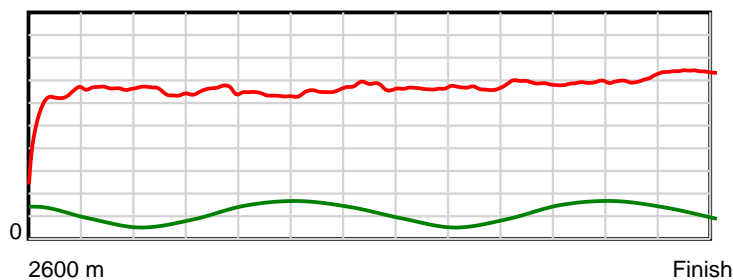
10 m Stride length



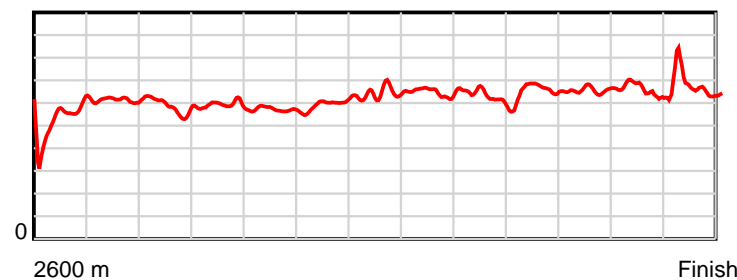
0.6 s Stride duration



20 m/sec Speed



100 % Stride efficiency



Note: Horizontal distance axis grid lines are 200m furlongs.

## Disclaimer.

HRNZ and NZMTC and Thoroughbred Ratings Pty Ltd accepts no responsibility for the completeness or accuracy of any of the information contained herein, and makes no representations about its suitability for any particular purpose. Users should make their own judgements about those matters and/or seek independent advice. You assume all risks associated with use of the data provided on this page.



# Race Results



September 29, 2023, Race 9, THE BRICKWORKS HANDICAP TROT, Distance 2600m, Addington - Survey 3200m

Result	TAB no.	Horse (Barrier)	2600 to	2400m to
2nd	9	<b>Harold Smith (5)</b>	<b>2400m</b>	<b>2200m</b>
		Position in running (margin)	-	8(13.6)
		Sectional time (s)	18.49	15.18
		Cumulative time (s)	198.21	179.72
		Speed (m/s)	10.81	13.18
		Stride length (m)	6.01	6.37
		Stride duration (s)	0.474	0.483
		Stride efficiency (%)	56.48	63.43
		Stride count	33.27	31.39

#### Disclaimer.

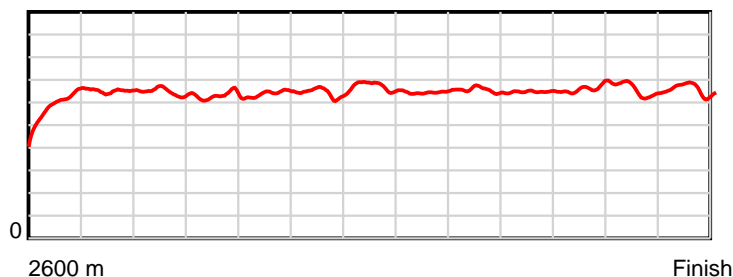
HRNZ and NZMTC and Thoroughbred Ratings Pty Ltd accepts no responsibility for the completeness or accuracy of any of the information contained herein, and makes no representations about its suitability for any particular purpose. Users should make their own judgements about those matters and/or seek independent advice. You assume all risks associated with use of the data provided on this page.

# Race Results

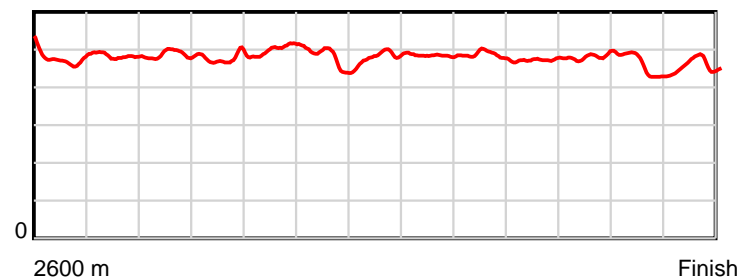
September 29, 2023, Race 9, THE BRICKWORKS HANDICAP TROT, Distance 2600m, Addington - Survey 3200m

Result	TAB no.	Horse (Barrier)	2200m to	2000m to	1800m to	1600m to	1400m to	1200m to	1000m to	800m to	600m to	400m to	200m to	Total or	Margin
2nd	9	<b>Harold Smith (5)</b>	<b>2000m</b>	<b>1800m</b>	<b>1600m</b>	<b>1400m</b>	<b>1200m</b>	<b>1000m</b>	<b>800m</b>	<b>600m</b>	<b>400m</b>	<b>200m</b>	<b>WP</b>	<b>Average</b>	
		Position in running (margin)	8(13.6)	8(13.6)	8(14.5)	8(13.7)	6(8.8)	4(2.8)	4(3.0)	4(2.9)	3(1.9)	3(1.6)	2(0.1)		0.03
		Sectional time (s)	15.70	15.28	15.97	14.88	14.55	15.39	15.37	14.56	14.75	14.00	14.09		
		Cumulative time (s)	164.54	148.84	133.56	117.59	102.71	88.16	72.77	57.40	42.84	28.09	14.09	3:18.21	
		Speed (m/s)	12.74	13.09	12.52	13.44	13.75	13.00	13.01	13.74	13.56	14.29	14.19	13.12	
		Stride length (m)	6.20	6.24	6.28	6.38	6.66	6.28	6.29	6.50	6.53	6.45	6.53	6.36	
		Stride duration (s)	0.487	0.477	0.502	0.474	0.485	0.484	0.484	0.473	0.482	0.452	0.460	0.485	
		Stride efficiency (%)	60.05	60.79	61.68	63.55	69.40	61.73	61.87	66.01	66.71	65.07	66.70	63.22	
		Stride count	32.26	32.07	31.83	31.36	30.01	31.82	31.79	30.77	30.61	30.99	30.61	408.78	

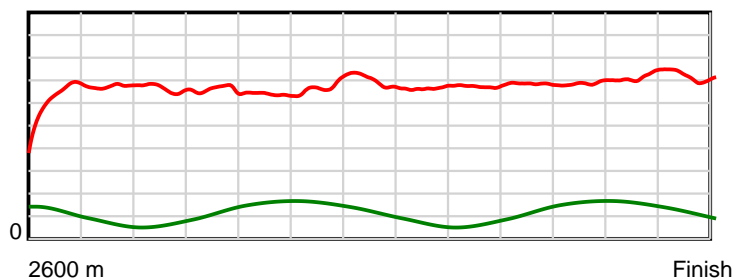
10 m Stride length



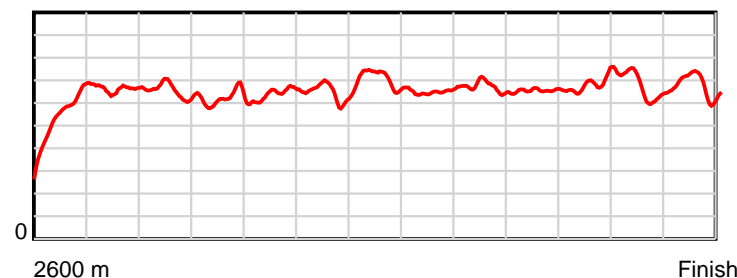
0.6 s Stride duration



20 m/sec Speed



100 % Stride efficiency



Note: Horizontal distance axis grid lines are 200m furlongs.

**Disclaimer.**

HRNZ and NZMTC and Thoroughbred Ratings Pty Ltd accepts no responsibility for the completeness or accuracy of any of the information contained herein, and makes no representations about its suitability for any particular purpose. Users should make their own judgements about those matters and/or seek independent advice. You assume all risks associated with use of the data provided on this page.



# Race Results



September 29, 2023, Race 9, THE BRICKWORKS HANDICAP TROT, Distance 2600m, Addington - Survey 3200m

Result	TAB no.	Horse (Barrier)	2600 to	2400m to
3rd	6	<b>Galway Girl (9)</b>	<b>2400m</b>	<b>2200m</b>
		Position in running (margin)	-	5(5.7)
		Sectional time (s)	17.10	15.11
		Cumulative time (s)	198.50	181.40
		Speed (m/s)	11.69	13.24
		Stride length (m)	5.73	5.98
		Stride duration (s)	0.450	0.452
		Stride efficiency (%)	51.37	55.82
		Stride count	34.88	33.46

#### Disclaimer.

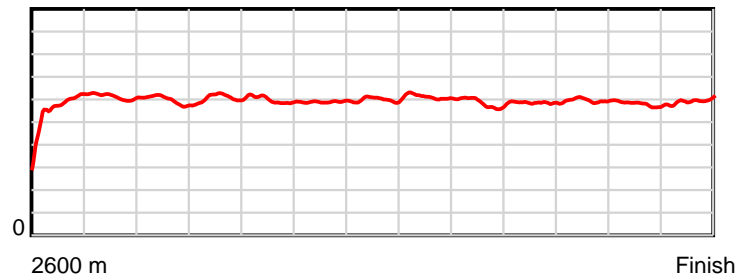
HRNZ and NZMTC and Thoroughbred Ratings Pty Ltd accepts no responsibility for the completeness or accuracy of any of the information contained herein, and makes no representations about its suitability for any particular purpose. Users should make their own judgements about those matters and/or seek independent advice. You assume all risks associated with use of the data provided on this page.

# Race Results

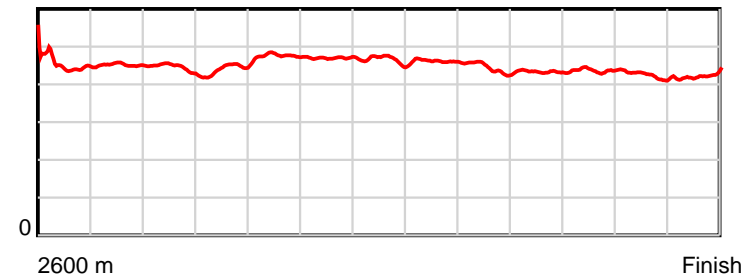
September 29, 2023, Race 9, THE BRICKWORKS HANDICAP TROT, Distance 2600m, Addington - Survey 3200m

Result	TAB no.	Horse (Barrier)	2200m to	2000m to	1800m to	1600m to	1400m to	1200m to	1000m to	800m to	600m to	400m to	200m to	Total or	Margin
3rd	6	<b>Galway Girl (9)</b>	<b>2000m</b>	<b>1800m</b>	<b>1600m</b>	<b>1400m</b>	<b>1200m</b>	<b>1000m</b>	<b>800m</b>	<b>600m</b>	<b>400m</b>	<b>200m</b>	<b>WP</b>	<b>Average</b>	
		Position in running (margin)	4(5.3)	3(3.2)	1(0.0)	1(0.0)	1(0.0)	1(0.0)	1(0.0)	1(0.0)	1(0.0)	1(0.0)	3(0.9)		1.80
		Sectional time (s)	15.33	14.60	16.10	15.69	15.56	15.35	15.39	14.72	14.81	14.39	14.35		
		Cumulative time (s)	166.29	150.96	136.36	120.26	104.57	89.01	73.66	58.27	43.55	28.74	14.35	3:18.50	
		Speed (m/s)	13.05	13.70	12.42	12.75	12.85	13.03	13.00	13.59	13.50	13.90	13.94	13.10	
		Stride length (m)	5.79	6.04	5.92	5.99	5.97	6.02	5.75	5.88	5.90	5.90	5.90	5.90	
		Stride duration (s)	0.444	0.441	0.476	0.470	0.464	0.462	0.442	0.433	0.437	0.424	0.424	0.451	
		Stride efficiency (%)	52.39	57.07	54.72	56.11	55.71	56.59	51.65	54.09	54.49	54.32	54.48	54.48	
		Stride count	34.54	33.09	33.80	33.38	33.50	33.24	34.79	33.99	33.87	33.92	33.87	440.33	

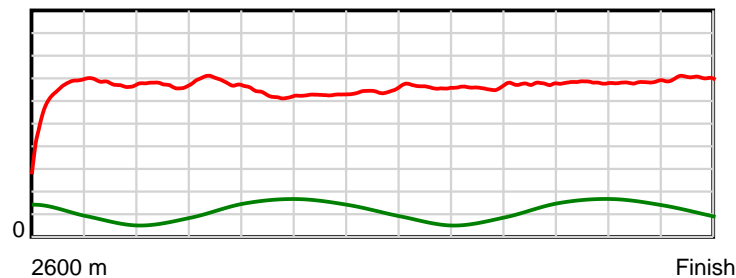
10 m Stride length



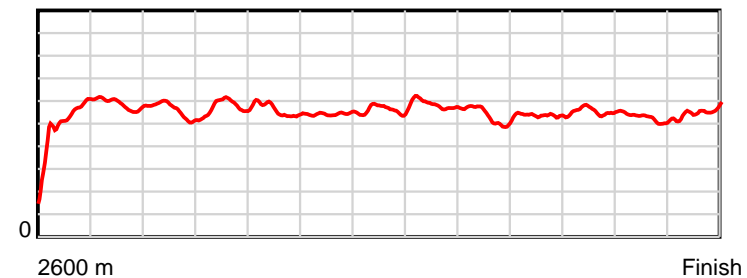
0.6 s Stride duration



20 m/sec Speed



100 % Stride efficiency



Note: Horizontal distance axis grid lines are 200m furlongs.

## Disclaimer.

HRNZ and NZMTC and Thoroughbred Ratings Pty Ltd accepts no responsibility for the completeness or accuracy of any of the information contained herein, and makes no representations about its suitability for any particular purpose. Users should make their own judgements about those matters and/or seek independent advice. You assume all risks associated with use of the data provided on this page.



# Race Results



September 29, 2023, Race 9, THE BRICKWORKS HANDICAP TROT, Distance 2600m, Addington - Survey 3200m

Result	TAB no.	Horse (Barrier)	2600 to	2400m to
4th	11	<b>Unico Vacanza (1)</b>	<b>2400m</b>	<b>2200m</b>
		Position in running (margin)	-	10(15.1)
		Sectional time (s)	18.84	15.80
		Cumulative time (s)	198.58	179.74
		Speed (m/s)	10.61	12.66
		Stride length (m)	5.90	5.81
		Stride duration (s)	0.458	0.459
		Stride efficiency (%)	54.31	52.83
		Stride count	33.93	34.40

#### Disclaimer.

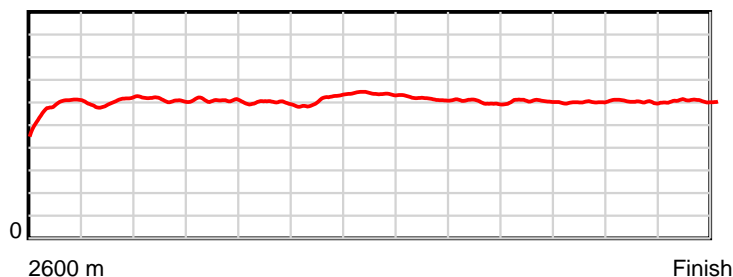
HRNZ and NZMTC and Thoroughbred Ratings Pty Ltd accepts no responsibility for the completeness or accuracy of any of the information contained herein, and makes no representations about its suitability for any particular purpose. Users should make their own judgements about those matters and/or seek independent advice. You assume all risks associated with use of the data provided on this page.

# Race Results

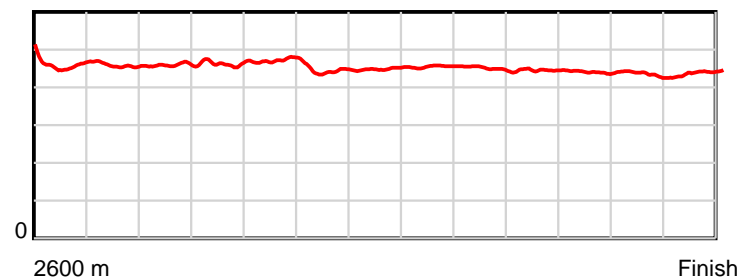
September 29, 2023, Race 9, THE BRICKWORKS HANDICAP TROT, Distance 2600m, Addington - Survey 3200m

Result	TAB no.	Horse (Barrier)	2200m to	2000m to	1800m to	1600m to	1400m to	1200m to	1000m to	800m to	600m to	400m to	200m to	Total or	Margin
4th	11	Unico Vacanza (1)	2000m	1800m	1600m	1400m	1200m	1000m	800m	600m	400m	200m	WP	Average	
		Position in running (margin)	10(18.8)	10(18.2)	10(18.8)	10(18.3)	9(11.1)	3(1.8)	2(0.7)	2(0.7)	2(0.4)	2(0.4)	1(0.0)		2.30
		Sectional time (s)	15.59	15.23	16.02	14.48	14.01	15.17	15.39	14.66	14.81	14.18	14.40		
		Cumulative time (s)	163.94	148.35	133.12	117.10	102.62	88.61	73.44	58.05	43.39	28.58	14.40	3:18.58	
		Speed (m/s)	12.83	13.13	12.48	13.81	14.28	13.18	13.00	13.64	13.50	14.10	13.89	13.09	
		Stride length (m)	5.89	6.09	5.89	6.13	6.41	6.00	5.83	6.08	5.94	6.12	6.10	6.01	
		Stride duration (s)	0.459	0.464	0.471	0.444	0.449	0.455	0.449	0.446	0.440	0.434	0.439	0.459	
		Stride efficiency (%)	54.18	58.02	54.14	58.66	64.27	56.27	53.18	57.82	55.21	58.46	58.18	56.46	
		Stride count	33.97	32.82	33.98	32.64	31.19	33.33	34.28	32.88	33.65	32.70	32.78	432.55	

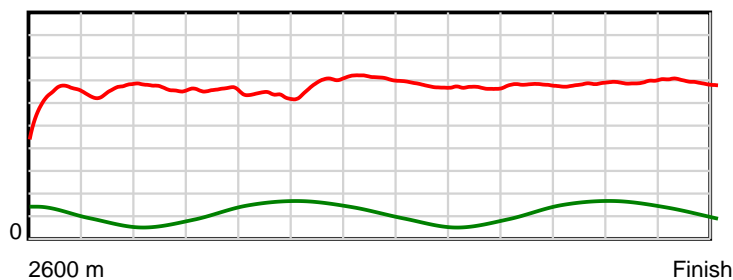
10 m Stride length



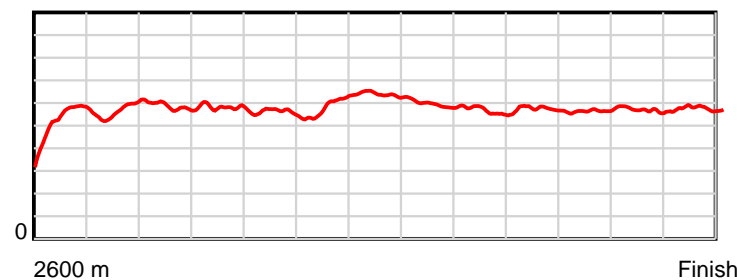
0.6 s Stride duration



20 m/sec Speed



100 % Stride efficiency



Note: Horizontal distance axis grid lines are 200m furlongs.

## Disclaimer.

HRNZ and NZMTC and Thoroughbred Ratings Pty Ltd accepts no responsibility for the completeness or accuracy of any of the information contained herein, and makes no representations about its suitability for any particular purpose. Users should make their own judgements about those matters and/or seek independent advice. You assume all risks associated with use of the data provided on this page.



# Race Results



September 29, 2023, Race 9, THE BRICKWORKS HANDICAP TROT, Distance 2600m, Addington - Survey 3200m

Result	TAB no.	Horse (Barrier)	2600 to	2400m to
5th	1	Idle Stuardia (4)	2400m	2200m
		Position in running (margin)	-	1(0.0)
		Sectional time (s)	16.40	15.31
		Cumulative time (s)	199.00	182.60
		Speed (m/s)	12.19	13.06
		Stride length (m)	5.77	6.21
		Stride duration (s)	0.469	0.476
		Stride efficiency (%)	52.03	60.30
		Stride count	34.66	32.20

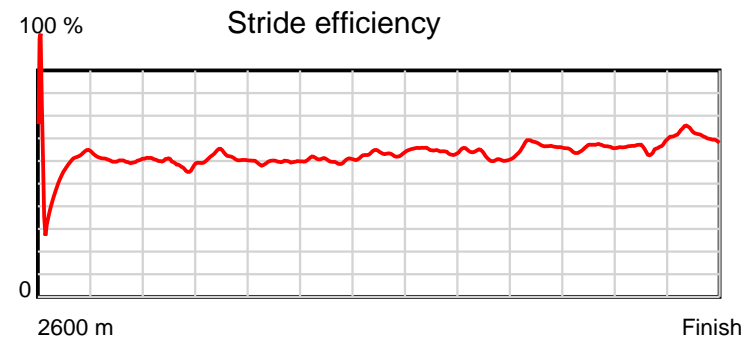
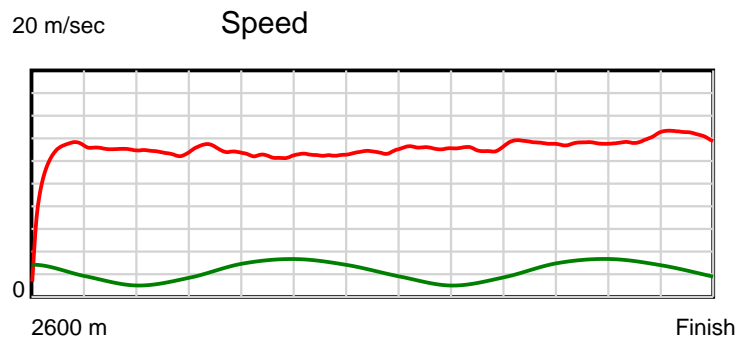
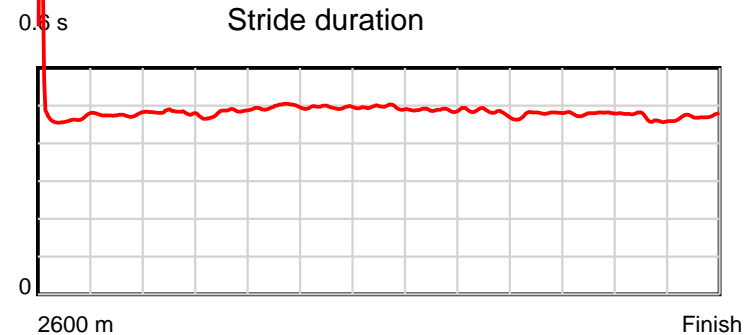
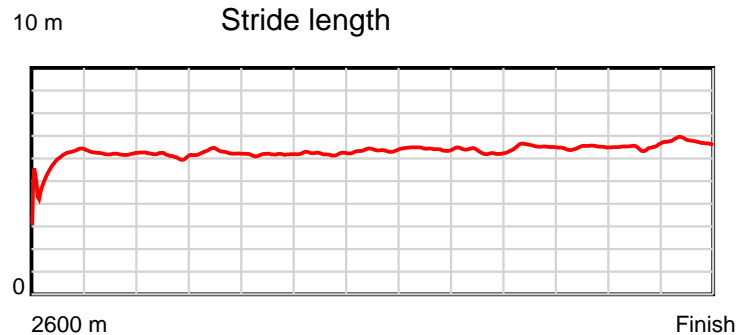
#### Disclaimer.

HRNZ and NZMTC and Thoroughbred Ratings Pty Ltd accepts no responsibility for the completeness or accuracy of any of the information contained herein, and makes no representations about its suitability for any particular purpose. Users should make their own judgements about those matters and/or seek independent advice. You assume all risks associated with use of the data provided on this page.

# Race Results

September 29, 2023, Race 9, THE BRICKWORKS HANDICAP TROT, Distance 2600m, Addington - Survey 3200m

Result	TAB no.	Horse (Barrier)	2200m to	2000m to	1800m to	1600m to	1400m to	1200m to	1000m to	800m to	600m to	400m to	200m to	Total or	Margin
5th	1	Idle Stuartia (4)	2000m	1800m	1600m	1400m	1200m	1000m	800m	600m	400m	200m	WP	Average	
		Position in running (margin)	2(0.8)	2(2.1)	3(3.3)	3(3.9)	3(4.0)	5(3.8)	5(3.2)	5(4.4)	5(4.1)	6(4.3)	5(4.6)		4.60
		Sectional time (s)	15.90	15.32	16.22	15.69	15.54	15.24	15.59	14.67	14.85	14.29	13.98		
		Cumulative time (s)	167.29	151.39	136.07	119.85	104.16	88.62	73.38	57.79	43.12	28.27	13.98	3:19.00	
		Speed (m/s)	12.58	13.05	12.33	12.75	12.87	13.12	12.83	13.63	13.47	14.00	14.31	13.07	
		Stride length (m)	6.06	6.28	6.13	6.32	6.38	6.41	6.19	6.53	6.45	6.55	6.74	6.30	
		Stride duration (s)	0.482	0.481	0.497	0.496	0.496	0.488	0.482	0.479	0.479	0.468	0.471	0.482	
		Stride efficiency (%)	57.37	61.55	58.76	62.39	63.59	64.17	59.84	66.56	65.01	66.96	71.06	62.01	
		Stride count	33.01	31.87	32.62	31.65	31.35	31.21	32.32	30.64	31.01	30.55	29.66	412.75	



Note: Horizontal distance axis grid lines are 200m furlongs.

#### Disclaimer.

HRNZ and NZMTC and Thoroughbred Ratings Pty Ltd accepts no responsibility for the completeness or accuracy of any of the information contained herein, and makes no representations about its suitability for any particular purpose. Users should make their own judgements about those matters and/or seek independent advice. You assume all risks associated with use of the data provided on this page.



# Race Results



September 29, 2023, Race 9, THE BRICKWORKS HANDICAP TROT, Distance 2600m, Addington - Survey 3200m

Result	TAB no.	Horse (Barrier)	2600 to	2400m to
6th	10	Andy Hall (2)	2400m	2200m
		Position in running (margin)	-	11(18.7)
		Sectional time (s)	19.41	15.77
		Cumulative time (s)	199.03	179.62
		Speed (m/s)	10.30	12.68
		Stride length (m)	6.23	6.34
		Stride duration (s)	0.483	0.500
		Stride efficiency (%)	60.59	62.84
		Stride count	32.12	31.54

#### Disclaimer.

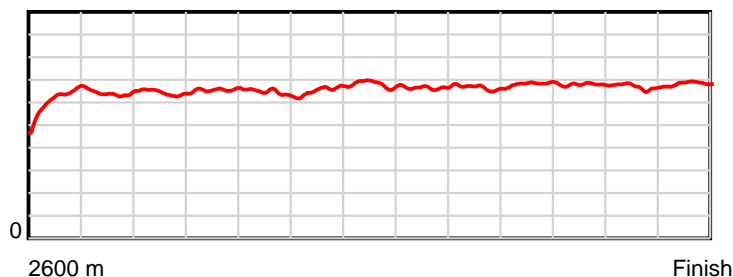
HRNZ and NZMTC and Thoroughbred Ratings Pty Ltd accepts no responsibility for the completeness or accuracy of any of the information contained herein, and makes no representations about its suitability for any particular purpose. Users should make their own judgements about those matters and/or seek independent advice. You assume all risks associated with use of the data provided on this page.

# Race Results

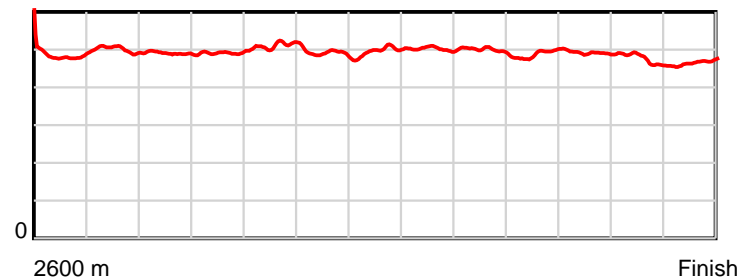
September 29, 2023, Race 9, THE BRICKWORKS HANDICAP TROT, Distance 2600m, Addington - Survey 3200m

Result	TAB no.	Horse (Barrier)	2200m to	2000m to	1800m to	1600m to	1400m to	1200m to	1000m to	800m to	600m to	400m to	200m to	Total or	Margin
6th	10	Andy Hall (2)	2000m	1800m	1600m	1400m	1200m	1000m	800m	600m	400m	200m	WP	Average	
		Position in running (margin)	11(22.3)	11(21.3)	11(20.3)	11(19.7)	11(14.0)	10(8.3)	10(8.8)	9(9.8)	9(8.2)	9(7.6)	9(7.4)		4.80
		Sectional time (s)	15.54	14.95	16.01	14.73	14.60	15.45	15.55	14.47	14.71	14.20	13.64		
		Cumulative time (s)	163.85	148.31	133.36	117.35	102.62	88.02	72.57	57.02	42.55	27.84	13.64	3:19.03	
		Speed (m/s)	12.87	13.38	12.49	13.58	13.70	12.94	12.86	13.82	13.60	14.08	14.66	13.06	
		Stride length (m)	6.31	6.57	6.39	6.65	6.81	6.49	6.41	6.77	6.67	6.66	6.85	6.54	
		Stride duration (s)	0.491	0.491	0.512	0.490	0.497	0.501	0.498	0.490	0.491	0.473	0.467	0.501	
		Stride efficiency (%)	62.27	67.37	63.85	69.07	72.37	65.86	64.25	71.60	69.51	69.22	73.27	66.90	
		Stride count	31.68	30.46	31.29	30.08	29.39	30.81	31.19	29.55	29.99	30.05	29.21	397.36	

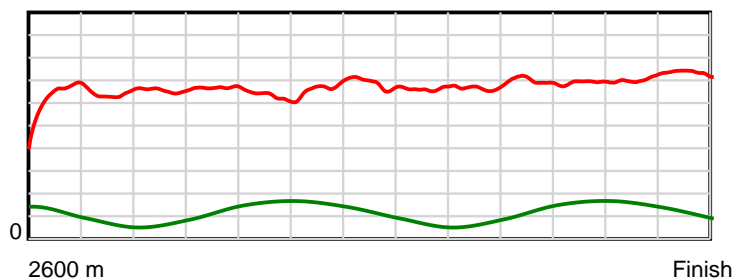
10 m Stride length



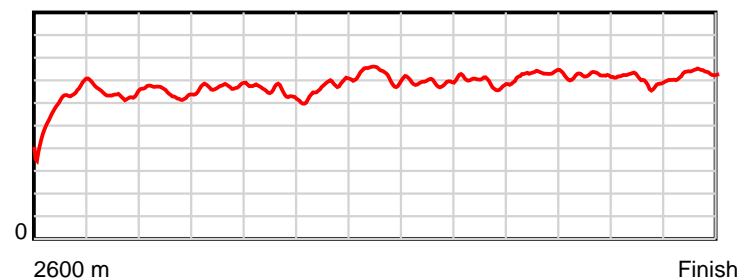
0.6 s Stride duration



20 m/sec Speed



100 % Stride efficiency



Note: Horizontal distance axis grid lines are 200m furlongs.

## Disclaimer.

HRNZ and NZMTC and Thoroughbred Ratings Pty Ltd accepts no responsibility for the completeness or accuracy of any of the information contained herein, and makes no representations about its suitability for any particular purpose. Users should make their own judgements about those matters and/or seek independent advice. You assume all risks associated with use of the data provided on this page.



# Race Results



September 29, 2023, Race 9, THE BRICKWORKS HANDICAP TROT, Distance 2600m, Addington - Survey 3200m

Result	TAB no.	Horse (Barrier)	2600 to	2400m to
7th	7	<b>Spy Da Moment (3)</b>	<b>2400m</b>	<b>2200m</b>
		Position in running (margin)	-	9(14.1)
		Sectional time (s)	18.67	15.48
		Cumulative time (s)	199.17	180.50
		Speed (m/s)	10.71	12.92
		Stride length (m)	5.17	6.31
		Stride duration (s)	0.447	0.489
		Stride efficiency (%)	41.84	62.24
		Stride count	38.65	31.69

#### Disclaimer.

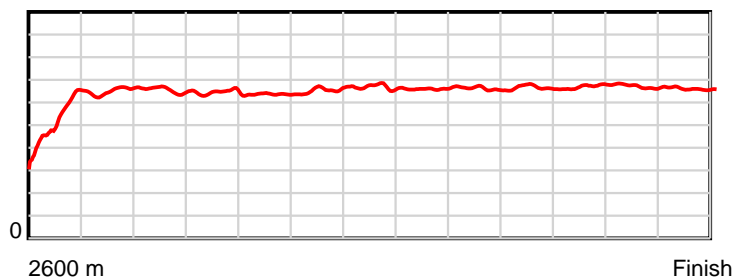
HRNZ and NZMTC and Thoroughbred Ratings Pty Ltd accepts no responsibility for the completeness or accuracy of any of the information contained herein, and makes no representations about its suitability for any particular purpose. Users should make their own judgements about those matters and/or seek independent advice. You assume all risks associated with use of the data provided on this page.

# Race Results

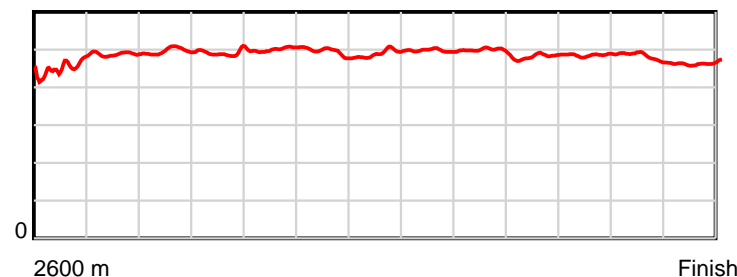
September 29, 2023, Race 9, THE BRICKWORKS HANDICAP TROT, Distance 2600m, Addington - Survey 3200m

Result	TAB no.	Horse (Barrier)	2200m to	2000m to	1800m to	1600m to	1400m to	1200m to	1000m to	800m to	600m to	400m to	200m to	Total or	Margin
7th	7	Spy Da Moment (3)	2000m	1800m	1600m	1400m	1200m	1000m	800m	600m	400m	200m	WP	Average	
		Position in running (margin)	9(16.0)	9(15.6)	9(16.3)	9(15.6)	10(11.4)	8(6.3)	8(6.8)	8(7.2)	7(6.2)	7(5.3)	7(5.3)		5.60
		Sectional time (s)	15.63	15.25	15.98	14.99	14.70	15.43	15.47	14.56	14.66	14.24	14.11		
		Cumulative time (s)	165.02	149.39	134.14	118.16	103.17	88.47	73.04	57.57	43.01	28.35	14.11	3:19.17	
		Speed (m/s)	12.80	13.11	12.52	13.34	13.61	12.96	12.93	13.74	13.64	14.04	14.17	13.05	
		Stride length (m)	6.35	6.45	6.27	6.58	6.68	6.45	6.41	6.64	6.63	6.72	6.58	6.38	
		Stride duration (s)	0.496	0.492	0.501	0.493	0.491	0.498	0.496	0.483	0.486	0.479	0.464	0.489	
		Stride efficiency (%)	63.05	65.04	61.51	67.59	69.82	65.01	64.28	68.88	68.70	70.65	67.70	63.57	
		Stride count	31.49	31.00	31.88	30.41	29.92	31.01	31.18	30.12	30.16	29.75	30.39	407.65	

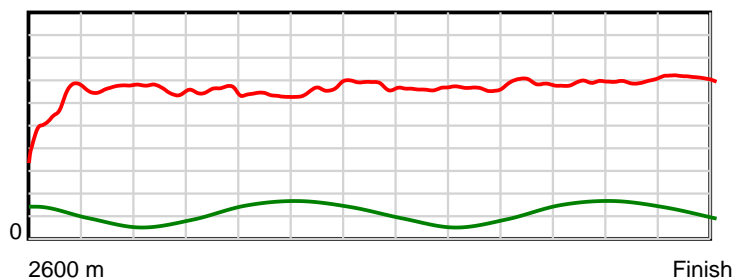
10 m Stride length



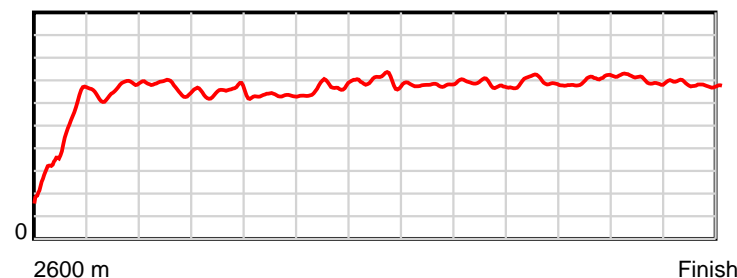
0.6 s Stride duration



20 m/sec Speed



100 % Stride efficiency



Note: Horizontal distance axis grid lines are 200m furlongs.

## Disclaimer.

HRNZ and NZMTC and Thoroughbred Ratings Pty Ltd accepts no responsibility for the completeness or accuracy of any of the information contained herein, and makes no representations about its suitability for any particular purpose. Users should make their own judgements about those matters and/or seek independent advice. You assume all risks associated with use of the data provided on this page.



# Race Results



September 29, 2023, Race 9, THE BRICKWORKS HANDICAP TROT, Distance 2600m, Addington - Survey 3200m

Result	TAB no.	Horse (Barrier)	2600 to	2400m to
8th	2	<b>Cormoran Strik... (7)</b>	<b>2400m</b>	<b>2200m</b>
		Position in running (margin)	-	2(2.8)
		Sectional time (s)	16.64	15.25
		Cumulative time (s)	199.35	182.71
		Speed (m/s)	12.02	13.11
		Stride length (m)	5.52	6.30
		Stride duration (s)	0.461	0.481
		Stride efficiency (%)	47.56	62.03
		Stride count	36.25	31.74

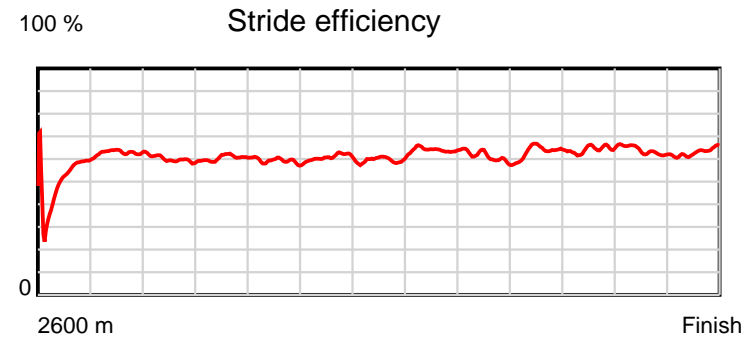
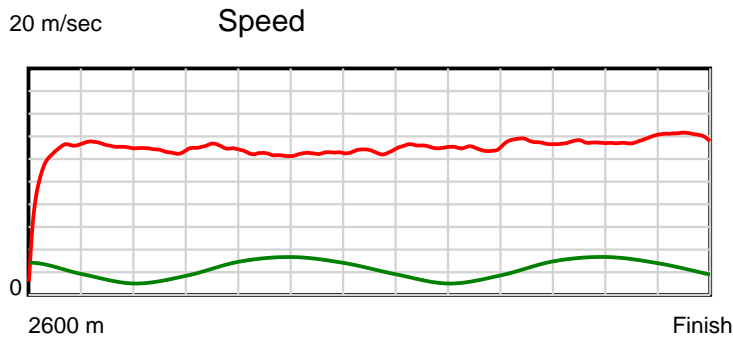
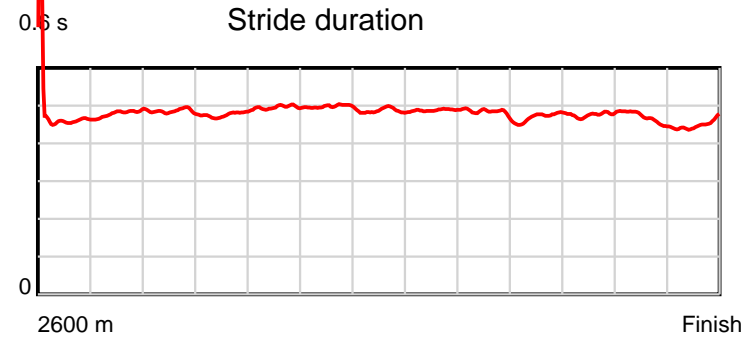
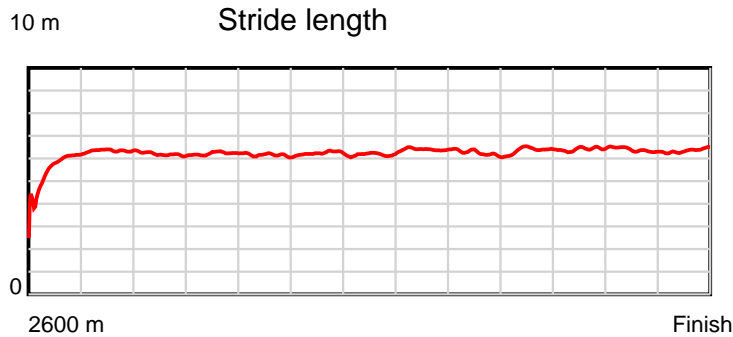
#### Disclaimer.

HRNZ and NZMTC and Thoroughbred Ratings Pty Ltd accepts no responsibility for the completeness or accuracy of any of the information contained herein, and makes no representations about its suitability for any particular purpose. Users should make their own judgements about those matters and/or seek independent advice. You assume all risks associated with use of the data provided on this page.

# Race Results

September 29, 2023, Race 9, THE BRICKWORKS HANDICAP TROT, Distance 2600m, Addington - Survey 3200m

Result	TAB no.	Horse (Barrier)	2200m to	2000m to	1800m to	1600m to	1400m to	1200m to	1000m to	800m to	600m to	400m to	200m to	Total or	Margin
8th	2	Cormoran Strik... (7)	2000m	1800m	1600m	1400m	1200m	1000m	800m	600m	400m	200m	WP	Average	
		Position in running (margin)	3(3.2)	4(4.3)	4(5.4)	4(6.4)	4(5.8)	7(5.7)	6(5.1)	7(6.8)	8(6.4)	8(6.3)	8(6.8)		6.70
		Sectional time (s)	15.88	15.31	16.26	15.59	15.55	15.25	15.67	14.66	14.80	14.31	14.18		
		Cumulative time (s)	167.46	151.58	136.27	120.01	104.42	88.87	73.62	57.95	43.29	28.49	14.18	3:19.35	
		Speed (m/s)	12.59	13.06	12.30	12.83	12.86	13.11	12.76	13.64	13.51	13.98	14.10	13.04	
		Stride length (m)	6.11	6.22	6.10	6.38	6.25	6.40	6.15	6.42	6.44	6.51	6.38	6.23	
		Stride duration (s)	0.485	0.476	0.496	0.498	0.486	0.488	0.482	0.471	0.477	0.466	0.452	0.478	
		Stride efficiency (%)	58.29	60.41	58.14	63.66	61.12	64.01	59.05	64.49	64.83	66.26	63.53	60.73	
		Stride count	32.75	32.17	32.79	31.33	31.98	31.25	32.54	31.13	31.05	30.71	31.37	417.06	



Note: Horizontal distance axis grid lines are 200m furlongs.

#### Disclaimer.

HRNZ and NZMTC and Thoroughbred Ratings Pty Ltd accepts no responsibility for the completeness or accuracy of any of the information contained herein, and makes no representations about its suitability for any particular purpose. Users should make their own judgements about those matters and/or seek independent advice. You assume all risks associated with use of the data provided on this page.



# Race Results



September 29, 2023, Race 9, THE BRICKWORKS HANDICAP TROT, Distance 2600m, Addington - Survey 3200m

Result	TAB no.	Horse (Barrier)	2600 to	2400m to
9th	5	<b>Hidden Talent (8)</b>	<b>2400m</b>	<b>2200m</b>
		Position in running (margin)	-	6(7.7)
		Sectional time (s)	17.51	15.20
		Cumulative time (s)	199.54	182.03
		Speed (m/s)	11.42	13.16
		Stride length (m)	5.88	6.31
		Stride duration (s)	0.469	0.479
		Stride efficiency (%)	53.96	62.18
		Stride count	34.03	31.71

#### Disclaimer.

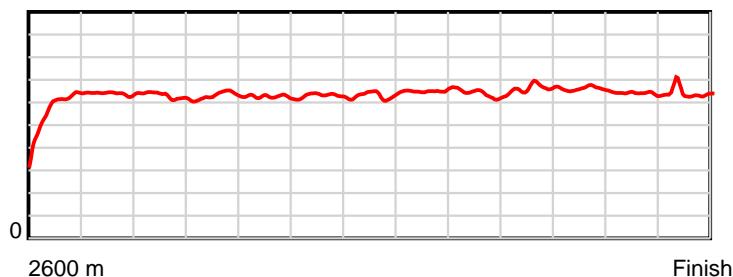
HRNZ and NZMTC and Thoroughbred Ratings Pty Ltd accepts no responsibility for the completeness or accuracy of any of the information contained herein, and makes no representations about its suitability for any particular purpose. Users should make their own judgements about those matters and/or seek independent advice. You assume all risks associated with use of the data provided on this page.

# Race Results

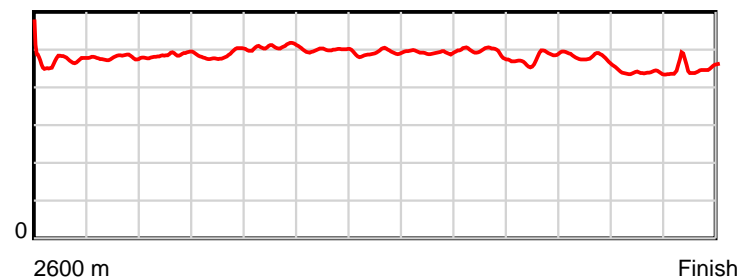
September 29, 2023, Race 9, THE BRICKWORKS HANDICAP TROT, Distance 2600m, Addington - Survey 3200m

Result	TAB no.	Horse (Barrier)	2200m to	2000m to	1800m to	1600m to	1400m to	1200m to	1000m to	800m to	600m to	400m to	200m to	Total or	Margin
9th	5	<b>Hidden Talent (8)</b>	<b>2000m</b>	<b>1800m</b>	<b>1600m</b>	<b>1400m</b>	<b>1200m</b>	<b>1000m</b>	<b>800m</b>	<b>600m</b>	<b>400m</b>	<b>200m</b>	<b>WP</b>	<b>Average</b>	
		Position in running (margin)	6(7.9)	6(9.3)	6(10.1)	7(11.8)	8(10.4)	11(10.1)	11(9.3)	11(11.3)	11(9.9)	11(10.0)	10(7.6)		7.80
		Sectional time (s)	15.93	15.27	16.39	15.45	15.51	15.21	15.73	14.48	14.83	13.84	14.19		
		Cumulative time (s)	166.83	150.90	135.63	119.24	103.79	88.28	73.07	57.34	42.86	28.03	14.19	3:19.54	
		Speed (m/s)	12.55	13.10	12.20	12.94	12.89	13.15	12.71	13.81	13.49	14.45	14.09	13.03	
		Stride length (m)	6.10	6.38	6.20	6.46	6.34	6.47	6.27	6.63	6.40	6.33	6.37	6.31	
		Stride duration (s)	0.486	0.487	0.508	0.499	0.491	0.492	0.493	0.480	0.475	0.438	0.452	0.485	
		Stride efficiency (%)	58.18	63.57	60.08	65.13	62.72	65.49	61.46	68.70	64.06	62.70	63.45	62.29	
		Stride count	32.78	31.36	32.25	30.98	31.57	30.89	31.89	30.16	31.24	31.57	31.39	411.82	

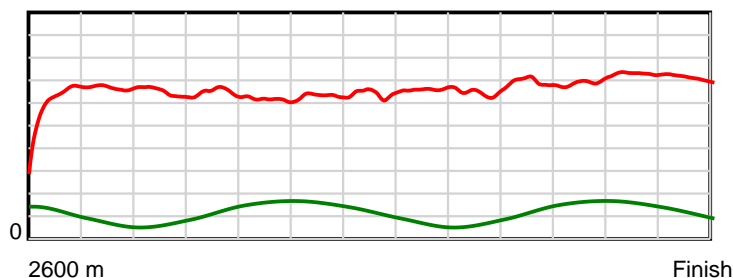
10 m Stride length



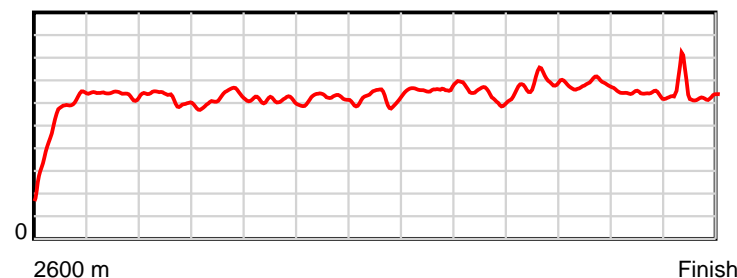
0.6 s Stride duration



20 m/sec Speed



100 % Stride efficiency



Note: Horizontal distance axis grid lines are 200m furlongs.

### Disclaimer.

HRNZ and NZMTC and Thoroughbred Ratings Pty Ltd accepts no responsibility for the completeness or accuracy of any of the information contained herein, and makes no representations about its suitability for any particular purpose. Users should make their own judgements about those matters and/or seek independent advice. You assume all risks associated with use of the data provided on this page.



# Race Results



September 29, 2023, Race 9, THE BRICKWORKS HANDICAP TROT, Distance 2600m, Addington - Survey 3200m

Result	TAB no.	Horse (Barrier)	2600 to	2400m to
10th	3	<b>Brett's Mate (10)</b>	<b>2400m</b>	<b>2200m</b>
		Position in running (margin)	-	4(4.9)
		Sectional time (s)	17.13	15.39
		Cumulative time (s)	199.75	182.62
		Speed (m/s)	11.67	13.00
		Stride length (m)	5.89	6.56
		Stride duration (s)	0.503	0.505
		Stride efficiency (%)	54.25	67.34
		Stride count	33.94	30.47

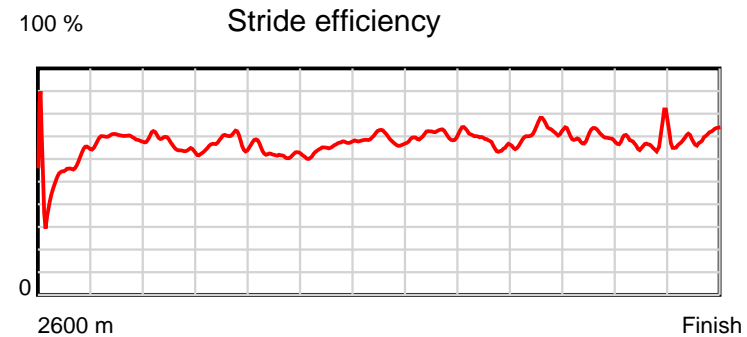
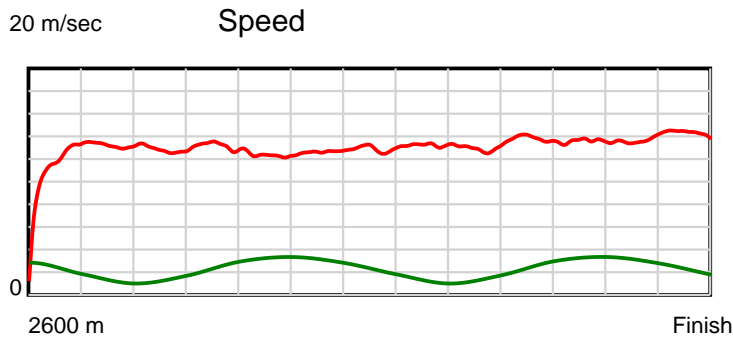
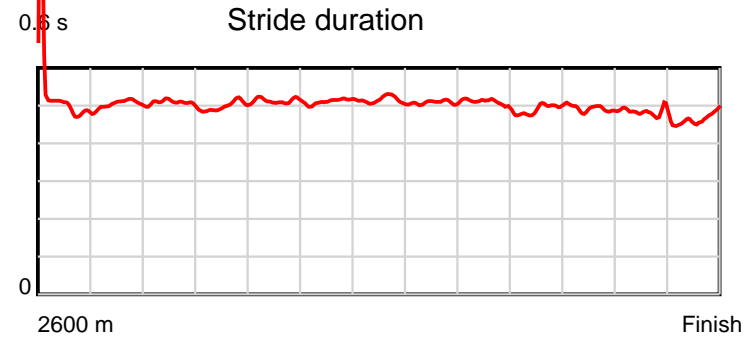
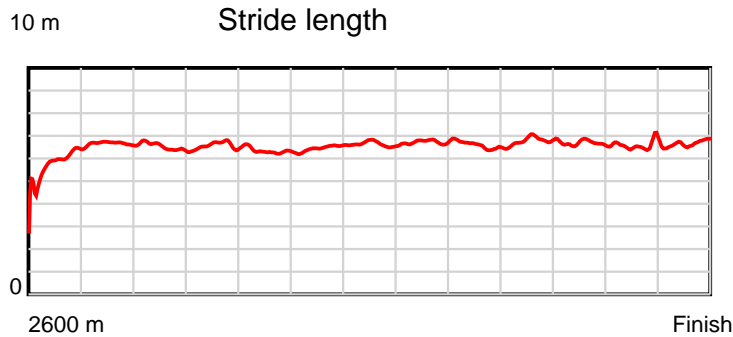
#### Disclaimer.

HRNZ and NZMTC and Thoroughbred Ratings Pty Ltd accepts no responsibility for the completeness or accuracy of any of the information contained herein, and makes no representations about its suitability for any particular purpose. Users should make their own judgements about those matters and/or seek independent advice. You assume all risks associated with use of the data provided on this page.

# Race Results

September 29, 2023, Race 9, THE BRICKWORKS HANDICAP TROT, Distance 2600m, Addington - Survey 3200m

Result	TAB no.	Horse (Barrier)	2200m to	2000m to	1800m to	1600m to	1400m to	1200m to	1000m to	800m to	600m to	400m to	200m to	Total or	Margin
10th	3	<b>Brett's Mate (10)</b>	<b>2000m</b>	<b>1800m</b>	<b>1600m</b>	<b>1400m</b>	<b>1200m</b>	<b>1000m</b>	<b>800m</b>	<b>600m</b>	<b>400m</b>	<b>200m</b>	<b>WP</b>	<b>Average</b>	
		Position in running (margin)	5(6.1)	5(7.5)	5(7.9)	5(9.9)	5(8.5)	9(8.1)	9(7.3)	10(10.0)	10(8.8)	10(9.6)	11(9.3)		8.90
		Sectional time (s)	15.93	15.19	16.44	15.44	15.50	15.22	15.83	14.54	14.93	14.20	14.01		
		Cumulative time (s)	167.23	151.30	136.11	119.67	104.23	88.73	73.51	57.68	43.14	28.21	14.01	3:19.75	
		Speed (m/s)	12.55	13.17	12.17	12.95	12.90	13.14	12.63	13.76	13.40	14.08	14.28	13.02	
		Stride length (m)	6.38	6.57	6.25	6.61	6.63	6.69	6.39	6.78	6.56	6.75	6.69	6.51	
		Stride duration (s)	0.508	0.499	0.514	0.511	0.514	0.509	0.506	0.493	0.490	0.480	0.468	0.500	
		Stride efficiency (%)	63.53	67.42	60.99	68.31	68.78	69.98	63.79	71.75	67.35	71.29	69.90	66.25	
		Stride count	31.37	30.45	32.01	30.25	30.15	29.89	31.30	29.51	30.46	29.61	29.90	399.31	



Note: Horizontal distance axis grid lines are 200m furlongs.

#### Disclaimer.

HRNZ and NZMTC and Thoroughbred Ratings Pty Ltd accepts no responsibility for the completeness or accuracy of any of the information contained herein, and makes no representations about its suitability for any particular purpose. Users should make their own judgements about those matters and/or seek independent advice. You assume all risks associated with use of the data provided on this page.



# Race Results



September 29, 2023, Race 9, THE BRICKWORKS HANDICAP TROT, Distance 2600m, Addington - Survey 3200m

Result	TAB no.	Horse (Barrier)	2600 to	2400m to
11th	4	Masterly (6)	2400m	2200m
		Position in running (margin)	-	3(3.9)
		Sectional time (s)	16.94	14.53
		Cumulative time (s)	199.96	183.02
		Speed (m/s)	11.80	13.76
		Stride length (m)	28.77	10.31
		Stride duration (s)	2.224	0.749
		Stride efficiency (%)	1293.23	166.23
		Stride count	6.95	19.39

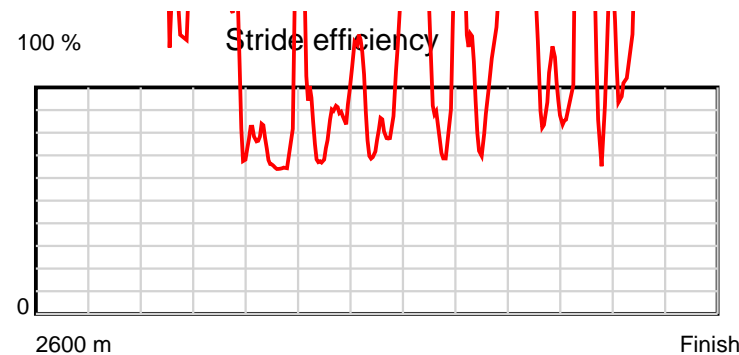
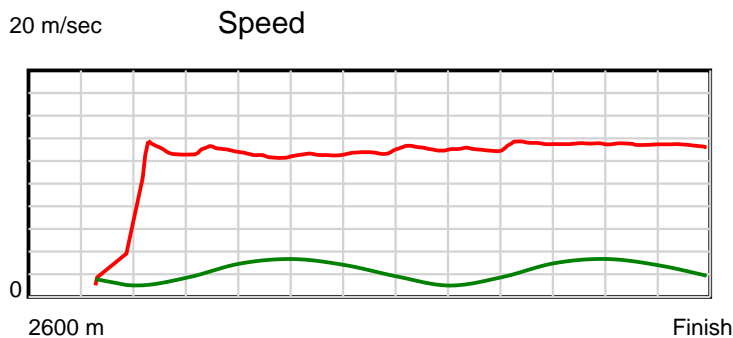
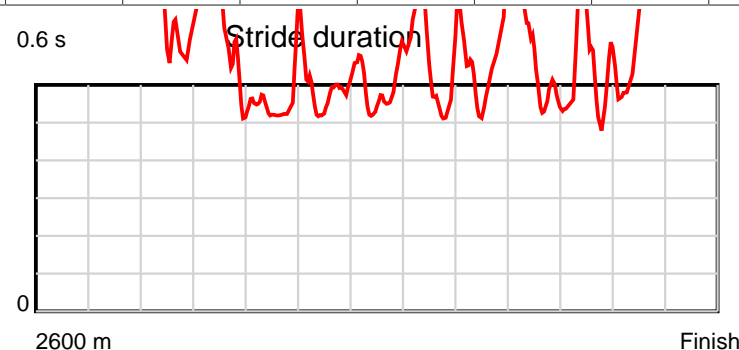
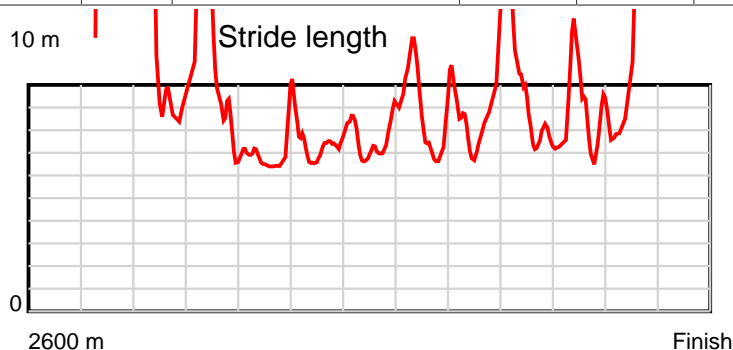
#### Disclaimer.

HRNZ and NZMTC and Thoroughbred Ratings Pty Ltd accepts no responsibility for the completeness or accuracy of any of the information contained herein, and makes no representations about its suitability for any particular purpose. Users should make their own judgements about those matters and/or seek independent advice. You assume all risks associated with use of the data provided on this page.

# Race Results

September 29, 2023, Race 9, THE BRICKWORKS HANDICAP TROT, Distance 2600m, Addington - Survey 3200m

Result	TAB no.	Horse (Barrier)	2200m to	2000m to	1800m to	1600m to	1400m to	1200m to	1000m to	800m to	600m to	400m to	200m to	Total or	Margin
11th	4	Masterly (6)	2000m	1800m	1600m	1400m	1200m	1000m	800m	600m	400m	200m	WP	Average	
		Position in running (margin)	1(0.0)	1(0.0)	2(1.2)	2(1.2)	2(1.7)	2(1.6)	3(1.4)	3(2.3)	4(2.1)	4(2.4)	6(4.8)		10.10
		Sectional time (s)	15.69	15.32	16.11	15.76	15.55	15.31	15.54	14.69	14.85	14.65	15.02		
		Cumulative time (s)	168.49	152.80	137.48	121.37	105.61	90.06	74.75	59.21	44.52	29.67	15.02	3:19.96	
		Speed (m/s)	12.75	13.05	12.41	12.69	12.86	13.06	12.87	13.61	13.47	13.65	13.32	13.00	
		Stride length (m)	10.77	8.34	6.67	7.06	7.38	8.22	9.22	7.41	7.52	10.32	11.41	8.94	
		Stride duration (s)	0.845	0.639	0.538	0.557	0.574	0.629	0.716	0.545	0.559	0.756	0.857	0.688	
		Stride efficiency (%)	181.24	108.79	69.58	77.95	85.14	105.49	132.82	85.88	88.48	166.46	203.41	124.95	
		Stride count	18.57	23.97	29.97	28.32	27.09	24.34	21.69	26.98	26.58	19.38	17.53	290.76	



Note: Horizontal distance axis grid lines are 200m furlongs.

## Disclaimer.

HRNZ and NZMTC and Thoroughbred Ratings Pty Ltd accepts no responsibility for the completeness or accuracy of any of the information contained herein, and makes no representations about its suitability for any particular purpose. Users should make their own judgements about those matters and/or seek independent advice. You assume all risks associated with use of the data provided on this page.