



Race Results

NZ Metropolitan Trotting Club Inc, HRNZ, September 29, 2023

Compilation date: September 29, 2023, 9:53:22 PM (NZDT)

Copyright © 2023 HRNZ and NZMTC. All rights reserved.

Trademarks.

StrideMASTER is a registered trademark of Thoroughbred Ratings Pty Ltd.

Disclaimer.

HRNZ and NZMTC and Thoroughbred Ratings Pty Ltd accepts no responsibility for the completeness or accuracy of any of the information contained herein, and makes no representations about its suitability for any particular purpose. Users should make their own judgements about those matters and/or seek independent advice. You assume all risks associated with use of the data provided on this page.

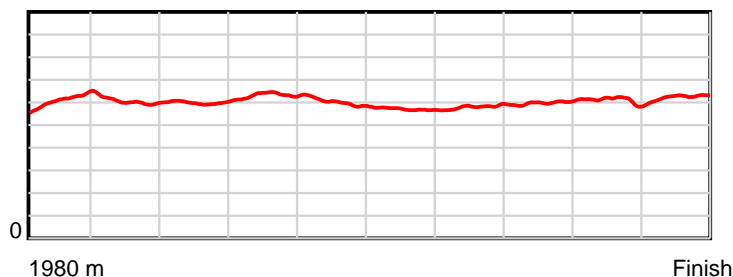


Race Results

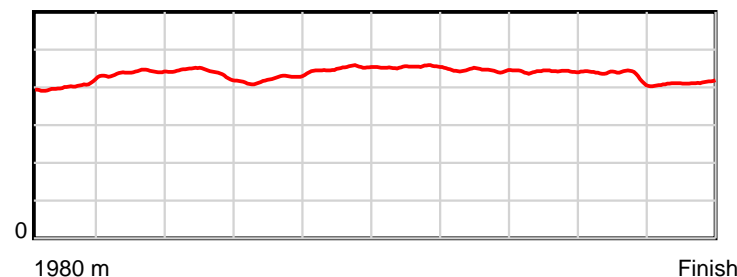
September 29, 2023, Race 1, CALVERTS SUPPORTING ADDINGTON FOR 50+ YEARS MOBILE PACE, Distance 1980m, Addington - Survey 1980m

Result	TAB no.	Horse (Barrier)	1980 to	1800m to	1600m to	1400m to	1200m to	1000m to	800m to	600m to	400m to	200m to	Total or	Margin
1st	2	Chase A Dream (2)	1800m	1600m	1400m	1200m	1000m	800m	600m	400m	200m	WP	Average	
		Position in running (margin)	-	2(1.2)	2(2.1)	3(1.6)	3(2.1)	3(1.5)	3(2.1)	3(1.9)	3(1.7)	5(3.4)		0.00
		Sectional time (s)	11.87	14.58	14.47	13.34	15.03	16.12	15.26	14.78	14.02	13.14		
		Cumulative time (s)	142.61	130.74	116.16	101.69	88.35	73.32	57.20	41.94	27.16	13.14	2:22.61	
		Speed (m/s)	15.17	13.72	13.82	14.99	13.31	12.41	13.11	13.53	14.27	15.22	13.88	
		Stride length (m)	6.19	6.03	6.08	6.32	5.99	5.64	5.84	5.98	6.17	6.28	6.04	
		Stride duration (s)	0.403	0.439	0.440	0.422	0.451	0.454	0.445	0.442	0.433	0.412	0.435	
		Stride efficiency (%)	59.81	56.79	57.71	62.45	56.16	49.62	53.25	55.85	59.57	61.56	57.06	
		Stride count	29.10	33.18	32.91	31.64	33.36	35.49	34.26	33.46	32.39	31.87	327.66	

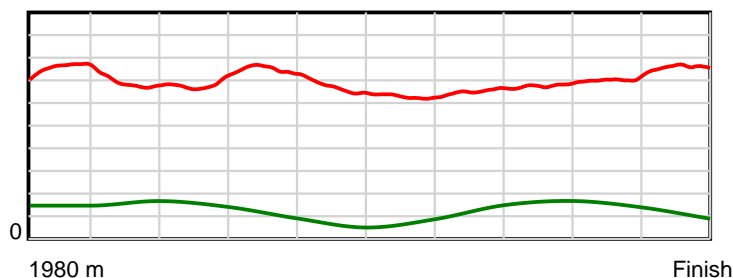
10 m Stride length



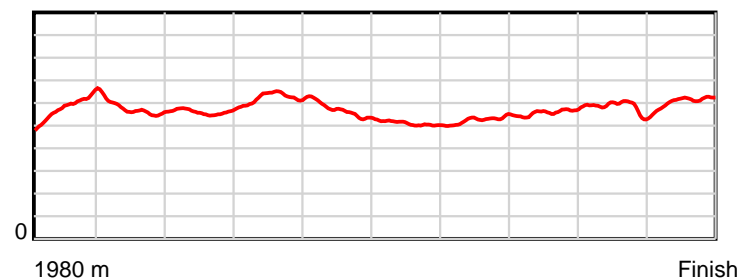
0.6 s Stride duration



20 m/sec Speed



100 % Stride efficiency



Note: Horizontal distance axis grid lines are 200m furlongs.

Disclaimer.

HRNZ and NZMTC and Thoroughbred Ratings Pty Ltd accepts no responsibility for the completeness or accuracy of any of the information contained herein, and makes no representations about its suitability for any particular purpose. Users should make their own judgements about those matters and/or seek independent advice. You assume all risks associated with use of the data provided on this page.

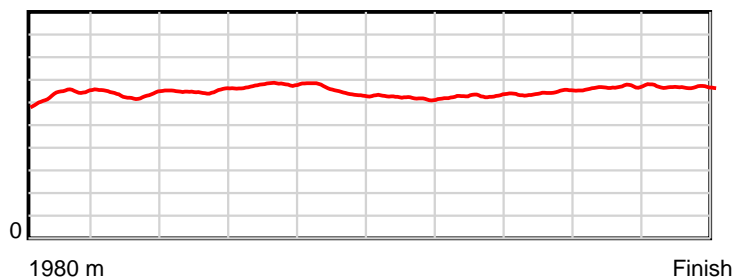


Race Results

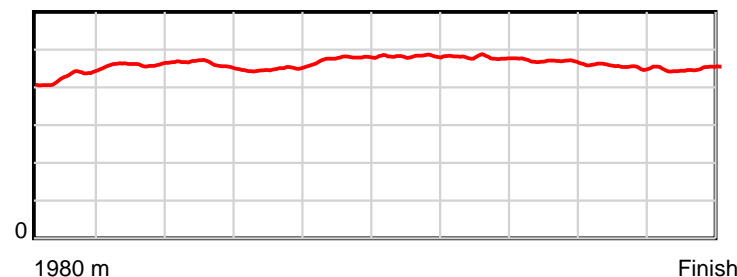
September 29, 2023, Race 1, CALVERTS SUPPORTING ADDINGTON FOR 50+ YEARS MOBILE PACE, Distance 1980m, Addington - Survey 1980m

Result	TAB no.	Horse (Barrier)	1980 to	1800m to	1600m to	1400m to	1200m to	1000m to	800m to	600m to	400m to	200m to	Total or	Margin
2nd	3	Commander Joe (3)	1800m	1600m	1400m	1200m	1000m	800m	600m	400m	200m	WP	Average	
		Position in running (margin)	-	4(2.5)	5(4.8)	5(3.5)	4(3.6)	4(3.0)	4(2.8)	4(2.4)	4(2.3)	2(1.4)		0.05
		Sectional time (s)	11.99	14.80	14.34	13.27	15.03	15.99	15.22	14.80	13.59	13.63		
		Cumulative time (s)	142.66	130.67	115.87	101.53	88.26	73.23	57.24	42.02	27.22	13.63	2:22.66	
		Speed (m/s)	15.02	13.51	13.95	15.07	13.31	12.51	13.14	13.51	14.72	14.67	13.88	
		Stride length (m)	6.38	6.22	6.45	6.76	6.35	6.03	6.29	6.33	6.71	6.58	6.40	
		Stride duration (s)	0.428	0.460	0.462	0.448	0.477	0.483	0.478	0.468	0.456	0.448	0.461	
		Stride efficiency (%)	63.53	60.45	64.94	71.35	63.01	56.89	61.82	62.59	70.35	67.56	64.04	
		Stride count	28.23	32.16	31.02	29.60	31.50	33.15	31.80	31.60	29.81	30.42	309.29	

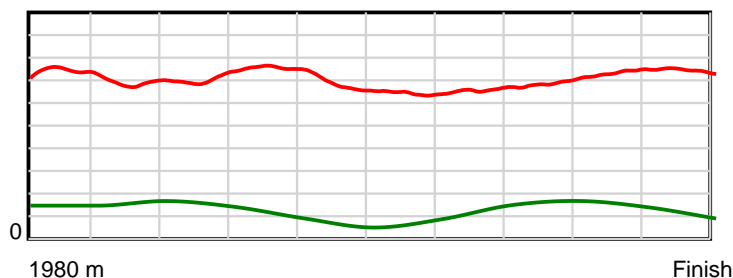
10 m Stride length



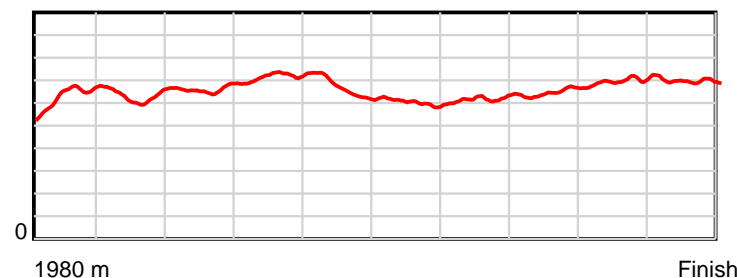
0.6 s Stride duration



20 m/sec Speed



100 % Stride efficiency



Note: Horizontal distance axis grid lines are 200m furlongs.

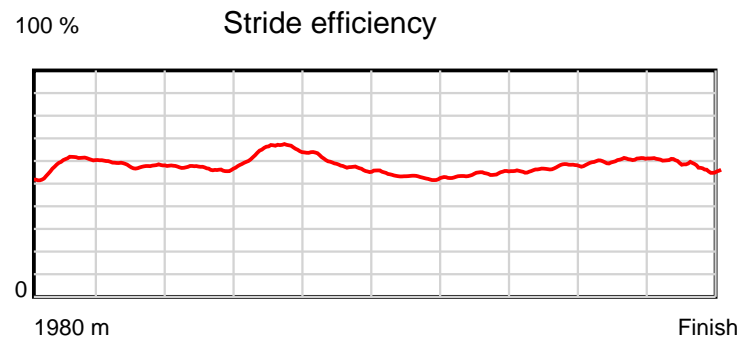
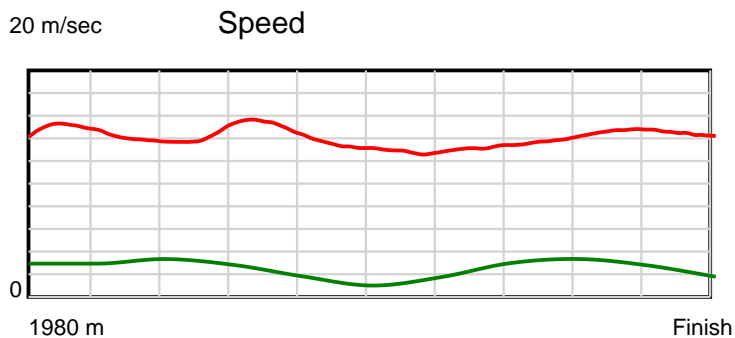
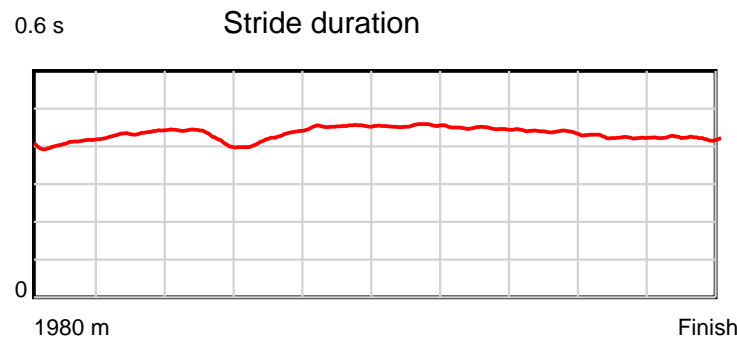
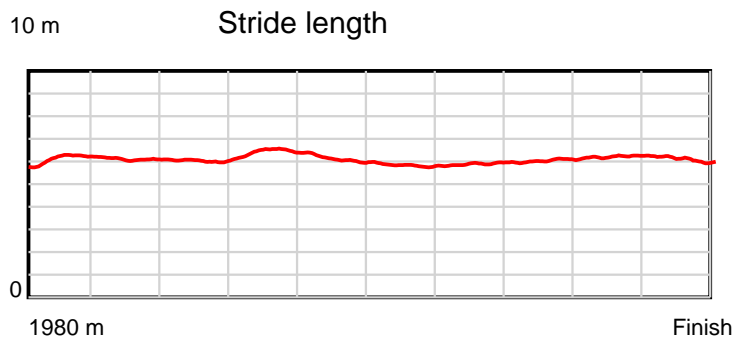
Disclaimer.

HRNZ and NZMTC and Thoroughbred Ratings Pty Ltd accepts no responsibility for the completeness or accuracy of any of the information contained herein, and makes no representations about its suitability for any particular purpose. Users should make their own judgements about those matters and/or seek independent advice. You assume all risks associated with use of the data provided on this page.

Race Results

September 29, 2023, Race 1, CALVERTS SUPPORTING ADDINGTON FOR 50+ YEARS MOBILE PACE, Distance 1980m, Addington - Survey 1980m

Result	TAB no.	Horse (Barrier)	1980 to	1800m to	1600m to	1400m to	1200m to	1000m to	800m to	600m to	400m to	200m to	Total or	Margin
3rd	5	Major Hot (5)	1800m	1600m	1400m	1200m	1000m	800m	600m	400m	200m	WP	Average	
		Position in running (margin)	-	3(2.3)	3(2.9)	2(0.9)	2(0.4)	2(0.9)	2(1.1)	2(0.6)	2(0.4)	1(0.0)		0.80
		Sectional time (s)	11.98	14.52	14.22	13.17	15.21	16.07	15.20	14.78	13.68	13.92		
		Cumulative time (s)	142.75	130.77	116.25	102.03	88.86	73.65	57.58	42.38	27.60	13.92	2:22.75	
		Speed (m/s)	15.03	13.77	14.06	15.19	13.15	12.45	13.16	13.53	14.62	14.37	13.87	
		Stride length (m)	6.13	5.99	6.00	6.42	5.97	5.66	5.89	5.93	6.20	6.06	6.02	
		Stride duration (s)	0.408	0.435	0.427	0.423	0.454	0.455	0.448	0.438	0.424	0.422	0.434	
		Stride efficiency (%)	58.66	55.99	56.28	64.46	55.68	50.02	54.23	54.94	60.09	57.40	56.58	
		Stride count	29.38	33.41	33.33	31.14	33.51	35.35	33.95	33.73	32.25	33.00	329.05	



Note: Horizontal distance axis grid lines are 200m furlongs.

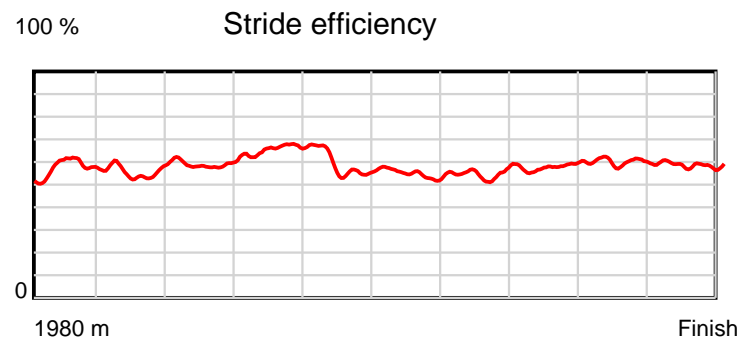
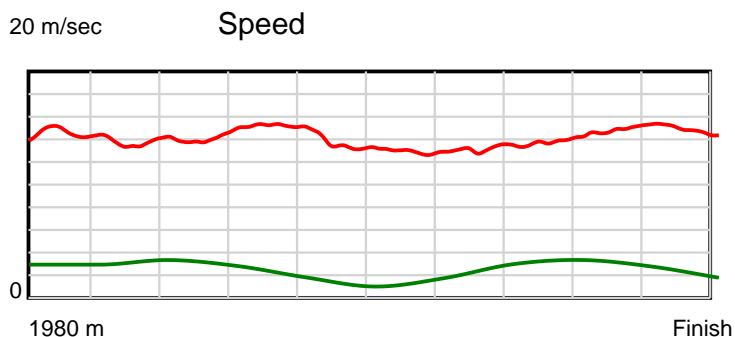
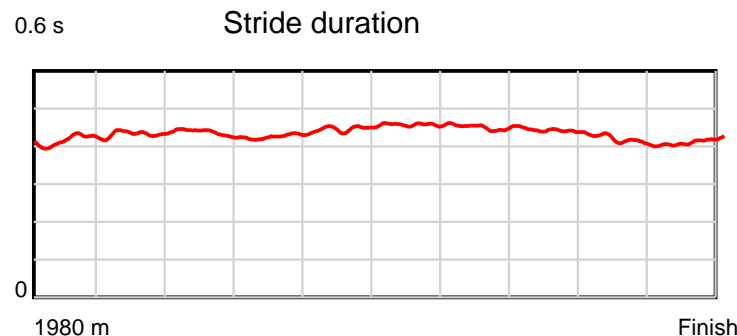
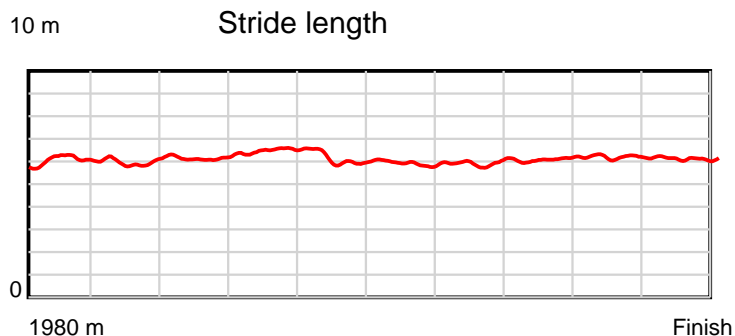
Disclaimer.

HRNZ and NZMTC and Thoroughbred Ratings Pty Ltd accepts no responsibility for the completeness or accuracy of any of the information contained herein, and makes no representations about its suitability for any particular purpose. Users should make their own judgements about those matters and/or seek independent advice. You assume all risks associated with use of the data provided on this page.

Race Results

September 29, 2023, Race 1, CALVERTS SUPPORTING ADDINGTON FOR 50+ YEARS MOBILE PACE, Distance 1980m, Addington - Survey 1980m

Result	TAB no.	Horse (Barrier)	1980 to	1800m to	1600m to	1400m to	1200m to	1000m to	800m to	600m to	400m to	200m to	Total or	Margin
4th	6	Shards Matrix (6)	1800m	1600m	1400m	1200m	1000m	800m	600m	400m	200m	WP	Average	
		Position in running (margin)	-	6(3.9)	6(7.2)	6(5.8)	6(5.0)	6(5.1)	6(4.9)	6(4.0)	6(4.2)	3(2.9)		1.50
		Sectional time (s)	12.25	14.97	14.33	13.12	15.15	15.99	15.15	14.83	13.53	13.55		
		Cumulative time (s)	142.87	130.62	115.65	101.32	88.20	73.05	57.06	41.91	27.08	13.55	2:22.87	
		Speed (m/s)	14.70	13.36	13.96	15.24	13.20	12.51	13.20	13.49	14.78	14.76	13.86	
		Stride length (m)	6.09	5.78	6.09	6.50	5.90	5.73	5.94	5.94	6.14	6.11	6.01	
		Stride duration (s)	0.416	0.432	0.437	0.426	0.447	0.458	0.450	0.441	0.415	0.414	0.434	
		Stride efficiency (%)	57.92	52.17	58.04	65.93	54.48	51.25	55.18	55.17	58.88	58.27	56.52	
		Stride count	29.57	34.61	32.82	30.79	33.87	34.92	33.66	33.66	32.58	32.75	329.23	



Note: Horizontal distance axis grid lines are 200m furlongs.

Disclaimer.

HRNZ and NZMTC and Thoroughbred Ratings Pty Ltd accepts no responsibility for the completeness or accuracy of any of the information contained herein, and makes no representations about its suitability for any particular purpose. Users should make their own judgements about those matters and/or seek independent advice. You assume all risks associated with use of the data provided on this page.

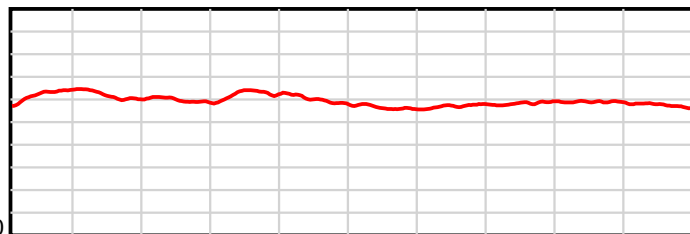
Race Results

September 29, 2023, Race 1, CALVERTS SUPPORTING ADDINGTON FOR 50+ YEARS MOBILE PACE, Distance 1980m, Addington - Survey 1980m

Result	TAB no.	Horse (Barrier)	1980 to	1800m to	1600m to	1400m to	1200m to	1000m to	800m to	600m to	400m to	200m to	Total or	Margin
5th	4	Spirit Of Anar... (4)	1800m	1600m	1400m	1200m	1000m	800m	600m	400m	200m	WP	Average	
		Position in running (margin)	-	1(0.0)	1(0.0)	1(0.0)	1(0.0)	1(0.0)	1(0.0)	1(0.0)	1(0.0)	4(2.9)		12.10
		Sectional time (s)	11.62	14.42	14.55	13.26	15.13	16.03	15.29	14.81	14.23	15.38		
		Cumulative time (s)	144.72	133.10	118.68	104.13	90.87	75.74	59.71	44.42	29.61	15.38	2:24.72	
		Speed (m/s)	15.50	13.87	13.75	15.08	13.22	12.48	13.08	13.50	14.05	13.00	13.68	
		Stride length (m)	6.23	6.11	6.00	6.20	5.90	5.57	5.69	5.79	5.91	5.70	5.90	
		Stride duration (s)	0.404	0.440	0.437	0.411	0.447	0.446	0.435	0.429	0.420	0.438	0.431	
		Stride efficiency (%)	60.61	58.26	56.30	59.97	54.43	48.42	50.53	52.42	54.57	50.82	54.36	
		Stride count	28.90	32.76	33.32	32.28	33.89	35.93	35.17	34.53	33.85	35.07	335.70	

10 m

Stride length

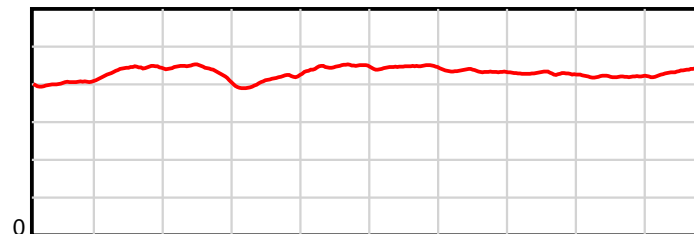


1980 m

Finish

0.6 s

Stride duration

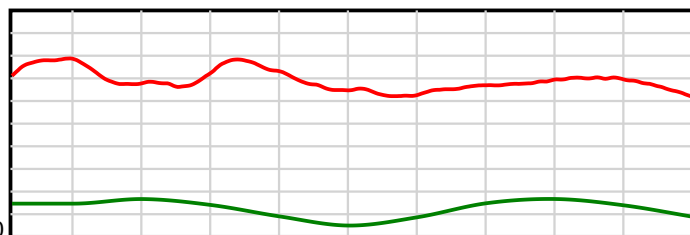


1980 m

Finish

20 m/sec

Speed

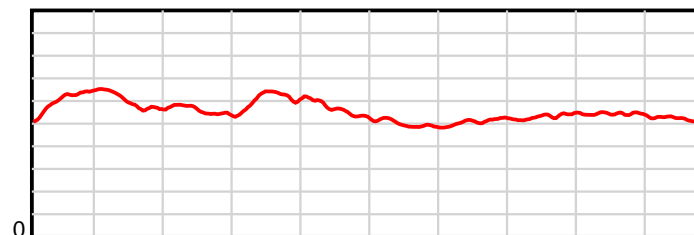


1980 m

Finish

100 %

Stride efficiency



1980 m

Finish

Note: Horizontal distance axis grid lines are 200m furlongs.

Disclaimer.

HRNZ and NZMTC and Thoroughbred Ratings Pty Ltd accepts no responsibility for the completeness or accuracy of any of the information contained herein, and makes no representations about its suitability for any particular purpose. Users should make their own judgements about those matters and/or seek independent advice. You assume all risks associated with use of the data provided on this page.

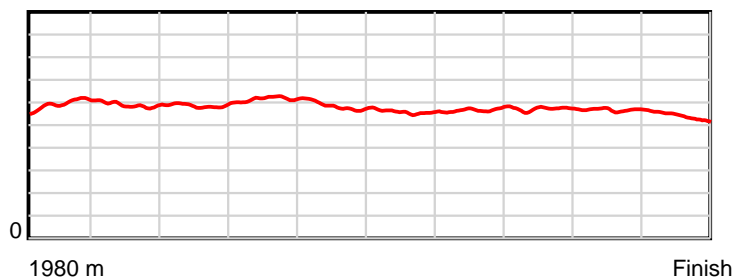


Race Results

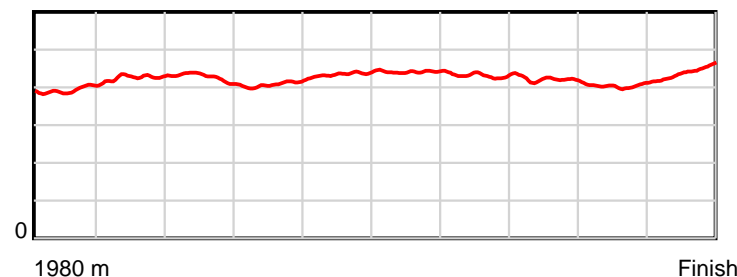
September 29, 2023, Race 1, CALVERTS SUPPORTING ADDINGTON FOR 50+ YEARS MOBILE PACE, Distance 1980m, Addington - Survey 1980m

Result	TAB no.	Horse (Barrier)	1980 to	1800m to	1600m to	1400m to	1200m to	1000m to	800m to	600m to	400m to	200m to	Total or	Margin
6th	1	Betterthancash (1)	1800m	1600m	1400m	1200m	1000m	800m	600m	400m	200m	WP	Average	
		Position in running (margin)	-	5(2.7)	4(3.8)	4(3.4)	5(4.0)	5(3.6)	5(4.1)	5(3.9)	5(3.8)	6(6.5)		22.00
		Sectional time (s)	12.09	14.61	14.48	13.36	15.06	16.10	15.26	14.79	14.20	16.51		
		Cumulative time (s)	146.46	134.37	119.76	105.28	91.92	76.86	60.76	45.50	30.71	16.51	2:26.46	
		Speed (m/s)	14.89	13.69	13.81	14.97	13.28	12.42	13.11	13.52	14.08	12.11	13.52	
		Stride length (m)	5.91	5.84	5.90	6.11	5.77	5.48	5.66	5.69	5.69	5.34	5.73	
		Stride duration (s)	0.393	0.426	0.427	0.408	0.435	0.441	0.432	0.421	0.404	0.441	0.424	
		Stride efficiency (%)	54.59	53.24	54.34	58.30	52.09	46.97	50.06	50.58	50.59	44.62	51.30	
		Stride count	30.45	34.27	33.92	32.74	34.64	36.48	35.34	35.15	35.15	37.43	345.57	

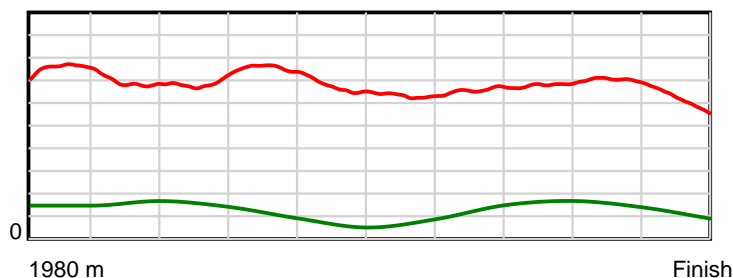
10 m Stride length



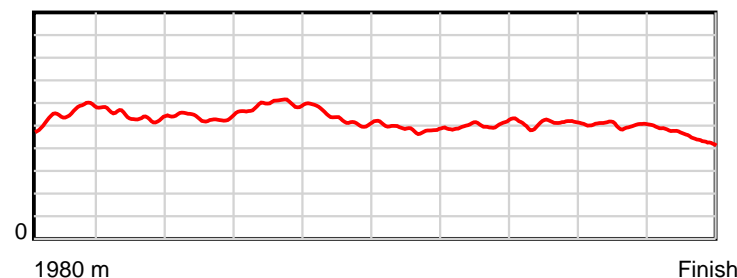
0.6 s Stride duration



20 m/sec Speed



100 % Stride efficiency



Note: Horizontal distance axis grid lines are 200m furlongs.

Disclaimer.

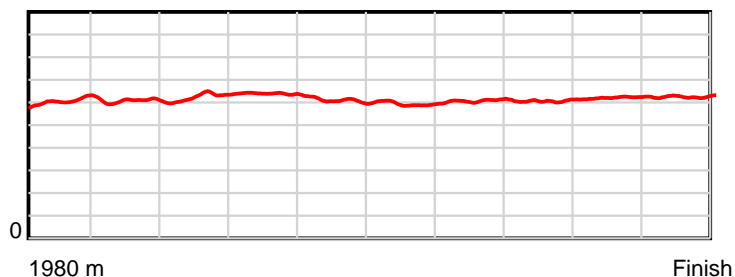
HRNZ and NZMTC and Thoroughbred Ratings Pty Ltd accepts no responsibility for the completeness or accuracy of any of the information contained herein, and makes no representations about its suitability for any particular purpose. Users should make their own judgements about those matters and/or seek independent advice. You assume all risks associated with use of the data provided on this page.

Race Results

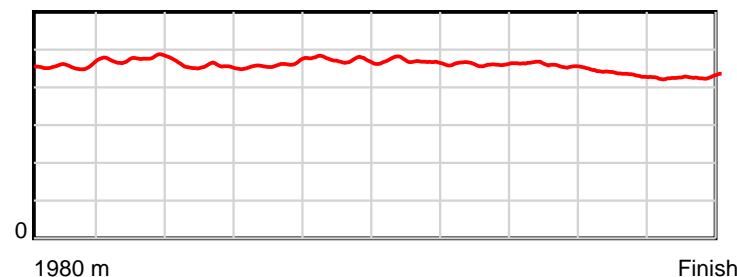
September 29, 2023, Race 2, LIVAMOL MOBILE TROT, Distance 1980m, Addington - Survey 1980m

Result	TAB no.	Horse (Barrier)	1980 to	1800m to	1600m to	1400m to	1200m to	1000m to	800m to	600m to	400m to	200m to	Total or	Margin
1st	9	Princess Sadie (9)	1800m	1600m	1400m	1200m	1000m	800m	600m	400m	200m	WP	Average	
		Position in running (margin)	-	6(5.9)	5(3.8)	4(4.0)	3(2.7)	3(2.0)	3(2.4)	2(1.4)	2(1.6)	2(0.4)		0.00
		Sectional time (s)	13.89	15.98	14.96	14.57	15.73	16.16	15.16	15.39	14.03	13.76		
		Cumulative time (s)	149.63	135.74	119.76	104.80	90.23	74.50	58.34	43.18	27.79	13.76	2:29.63	
		Speed (m/s)	12.96	12.52	13.37	13.73	12.71	12.38	13.19	13.00	14.26	14.53	13.23	
		Stride length (m)	6.08	5.96	6.10	6.33	6.01	5.81	6.09	5.96	6.20	6.21	6.07	
		Stride duration (s)	0.456	0.476	0.456	0.461	0.473	0.469	0.462	0.459	0.435	0.427	0.459	
		Stride efficiency (%)	57.77	55.50	58.12	62.55	56.41	52.74	57.96	55.52	60.11	60.20	57.59	
		Stride count	29.60	33.56	32.80	31.61	33.29	34.43	32.84	33.55	32.25	32.22	326.15	

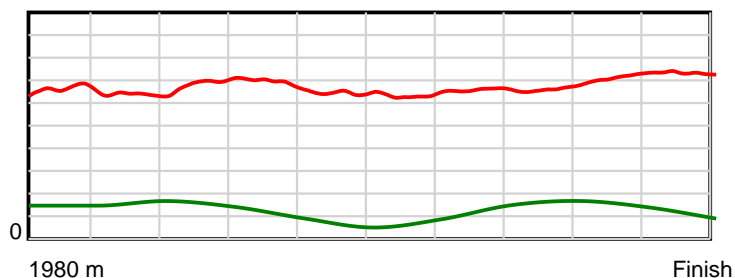
10 m Stride length



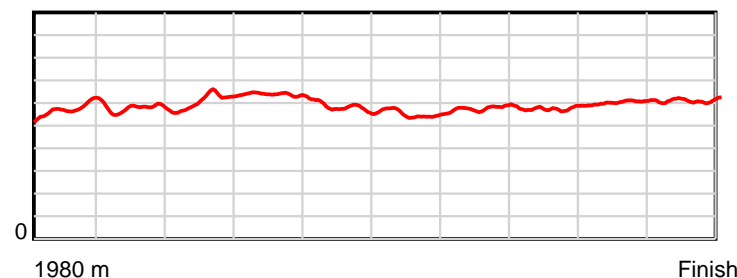
0.6 s Stride duration



20 m/sec Speed



100 % Stride efficiency



Note: Horizontal distance axis grid lines are 200m furlongs.

Disclaimer.

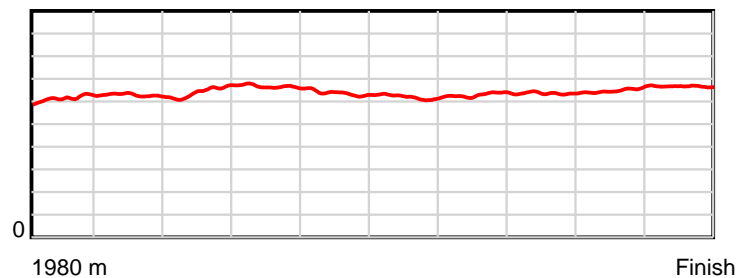
HRNZ and NZMTC and Thoroughbred Ratings Pty Ltd accepts no responsibility for the completeness or accuracy of any of the information contained herein, and makes no representations about its suitability for any particular purpose. Users should make their own judgements about those matters and/or seek independent advice. You assume all risks associated with use of the data provided on this page.

Race Results

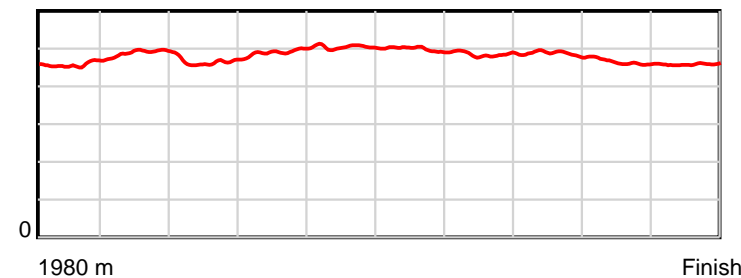
September 29, 2023, Race 2, LIVAMOL MOBILE TROT, Distance 1980m, Addington - Survey 1980m

Result	TAB no.	Horse (Barrier)	1980 to	1800m to	1600m to	1400m to	1200m to	1000m to	800m to	600m to	400m to	200m to	Total or	Margin
2nd	10	Look To Da Sta... (10)	1800m	1600m	1400m	1200m	1000m	800m	600m	400m	200m	WP	Average	
		Position in running (margin)	-	5(4.6)	3(2.1)	1(0.0)	1(0.0)	1(0.0)	1(0.0)	1(0.0)	1(0.0)	1(0.0)		0.02
		Sectional time (s)	13.74	15.92	14.57	14.78	15.84	16.10	15.32	15.35	14.24	13.79		
		Cumulative time (s)	149.65	135.91	119.99	105.42	90.64	74.80	58.70	43.38	28.03	13.79	2:29.65	
		Speed (m/s)	13.10	12.56	13.73	13.53	12.63	12.42	13.05	13.03	14.04	14.50	13.23	
		Stride length (m)	6.16	6.15	6.38	6.66	6.36	6.19	6.32	6.34	6.52	6.65	6.37	
		Stride duration (s)	0.457	0.489	0.465	0.492	0.504	0.498	0.485	0.487	0.464	0.458	0.482	
		Stride efficiency (%)	59.39	59.06	63.54	69.24	63.27	59.93	62.50	62.89	66.40	69.03	63.43	
		Stride count	29.20	32.53	31.36	30.05	31.43	32.29	31.62	31.52	30.68	30.09	310.77	

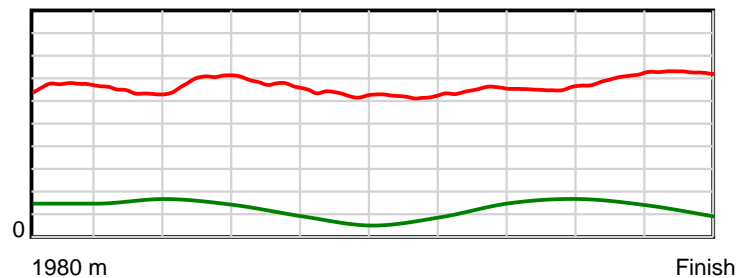
10 m Stride length



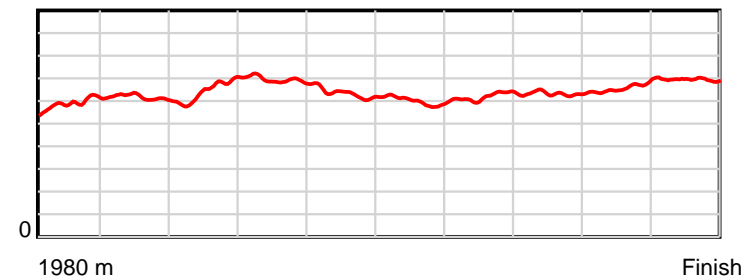
0.6 s Stride duration



20 m/sec Speed



100 % Stride efficiency



Note: Horizontal distance axis grid lines are 200m furlongs.

Disclaimer.

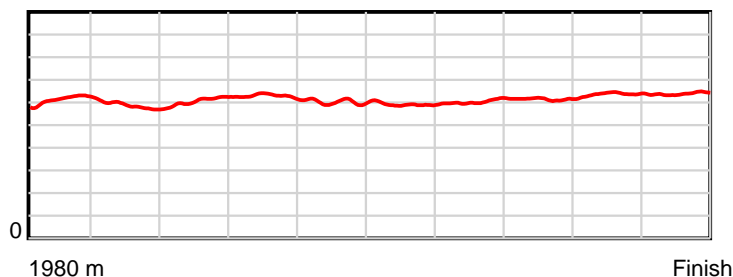
HRNZ and NZMTC and Thoroughbred Ratings Pty Ltd accepts no responsibility for the completeness or accuracy of any of the information contained herein, and makes no representations about its suitability for any particular purpose. Users should make their own judgements about those matters and/or seek independent advice. You assume all risks associated with use of the data provided on this page.

Race Results

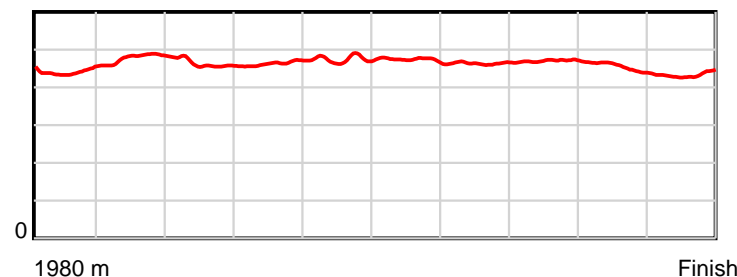
September 29, 2023, Race 2, LIVAMOL MOBILE TROT, Distance 1980m, Addington - Survey 1980m

Result	TAB no.	Horse (Barrier)	1980 to	1800m to	1600m to	1400m to	1200m to	1000m to	800m to	600m to	400m to	200m to	Total or	Margin
3rd	7	Lottie's Momen... (7)	1800m	1600m	1400m	1200m	1000m	800m	600m	400m	200m	WP	Average	
		Position in running (margin)	-	1(0.0)	2(1.5)	3(3.8)	4(4.1)	4(3.8)	4(4.1)	5(4.3)	5(4.4)	5(4.2)		3.10
		Sectional time (s)	13.06	16.59	15.31	14.82	15.80	16.16	15.36	15.36	14.21	13.50		
		Cumulative time (s)	150.17	137.11	120.52	105.21	90.39	74.59	58.43	43.07	27.71	13.50	2:30.17	
		Speed (m/s)	13.78	12.06	13.06	13.50	12.66	12.38	13.02	13.02	14.07	14.81	13.18	
		Stride length (m)	6.12	5.76	6.05	6.26	6.01	5.86	6.04	6.12	6.39	6.43	6.10	
		Stride duration (s)	0.440	0.478	0.463	0.464	0.475	0.474	0.464	0.470	0.454	0.434	0.463	
		Stride efficiency (%)	58.52	51.93	57.28	61.19	56.41	53.75	56.99	58.55	63.79	64.65	58.12	
		Stride count	29.41	34.69	33.03	31.96	33.29	34.10	33.12	32.67	31.30	31.09	324.66	

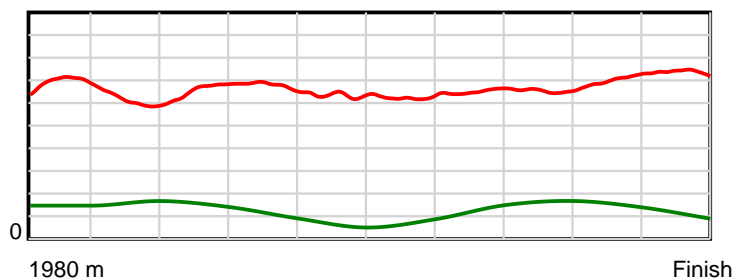
10 m Stride length



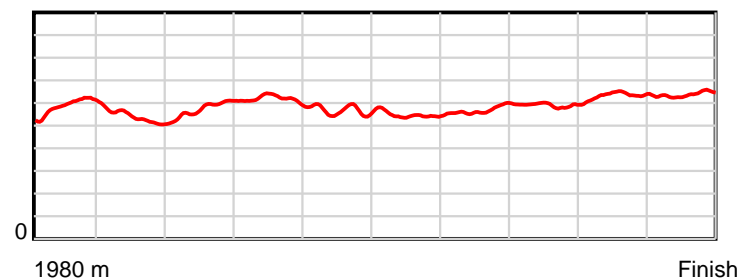
0.6 s Stride duration



20 m/sec Speed



100 % Stride efficiency



Note: Horizontal distance axis grid lines are 200m furlongs.

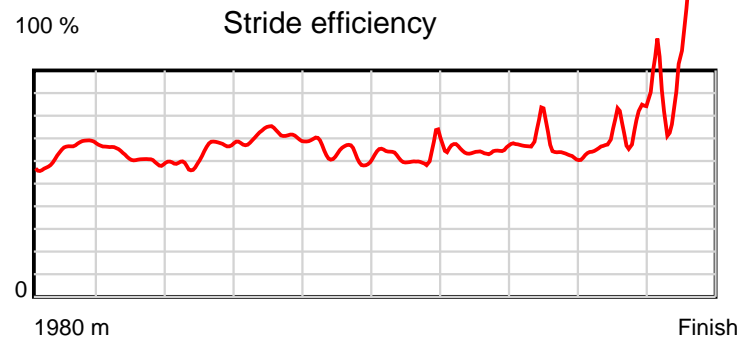
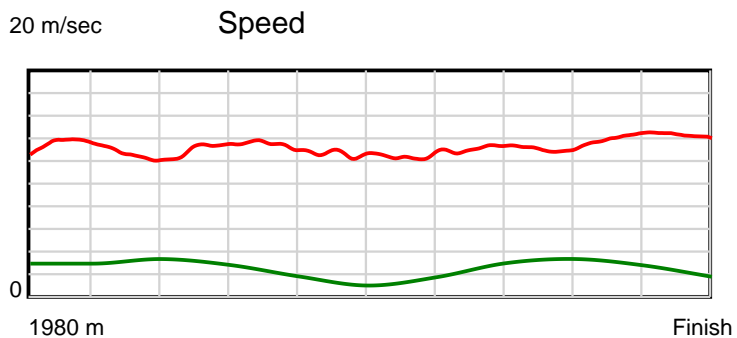
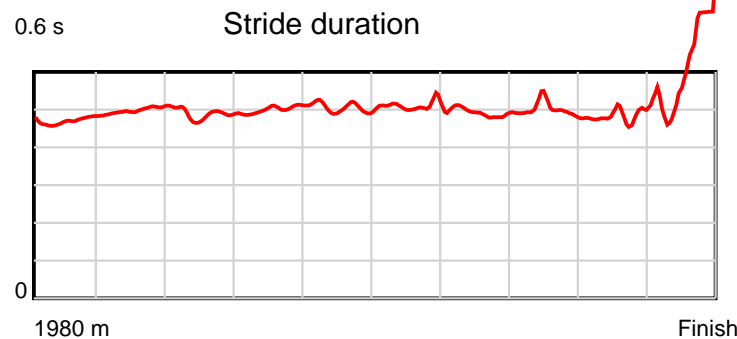
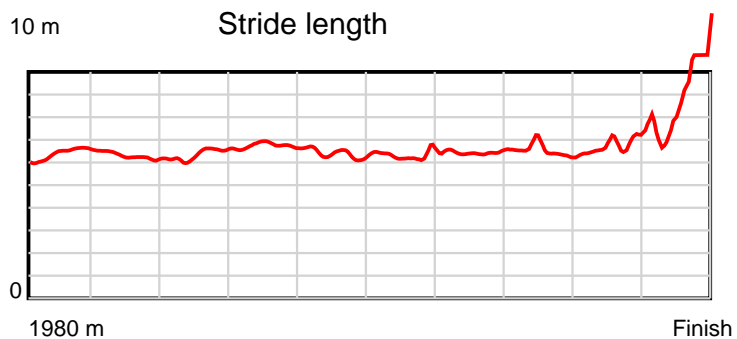
Disclaimer.

HRNZ and NZMTC and Thoroughbred Ratings Pty Ltd accepts no responsibility for the completeness or accuracy of any of the information contained herein, and makes no representations about its suitability for any particular purpose. Users should make their own judgements about those matters and/or seek independent advice. You assume all risks associated with use of the data provided on this page.

Race Results

September 29, 2023, Race 2, LIVAMOL MOBILE TROT, Distance 1980m, Addington - Survey 1980m

Result	TAB no.	Horse (Barrier)	1980 to	1800m to	1600m to	1400m to	1200m to	1000m to	800m to	600m to	400m to	200m to	Total or	Margin
4th	8	Kracka Looka (8)	1800m	1600m	1400m	1200m	1000m	800m	600m	400m	200m	WP	Average	
		Position in running (margin)	-	2(0.9)	1(0.0)	2(2.0)	2(2.2)	2(1.8)	2(1.9)	3(2.1)	3(2.8)	3(2.5)		4.10
		Sectional time (s)	13.10	16.19	15.26	14.82	15.77	16.13	15.36	15.46	14.18	14.07		
		Cumulative time (s)	150.34	137.24	121.05	105.79	90.97	75.20	59.07	43.71	28.25	14.07	2:30.34	
		Speed (m/s)	13.74	12.35	13.11	13.50	12.68	12.40	13.02	12.94	14.10	14.21	13.17	
		Stride length (m)	6.46	6.17	6.40	6.77	6.41	6.29	6.42	6.43	6.72	8.14	6.58	
		Stride duration (s)	0.470	0.499	0.488	0.501	0.505	0.507	0.493	0.497	0.476	0.572	0.500	
		Stride efficiency (%)	65.23	59.46	63.93	71.55	64.20	61.75	64.36	64.53	70.48	103.49	67.72	
		Stride count	27.86	32.42	31.27	29.56	31.20	31.82	31.16	31.12	29.78	24.58	300.77	



Note: Horizontal distance axis grid lines are 200m furlongs.

Disclaimer.

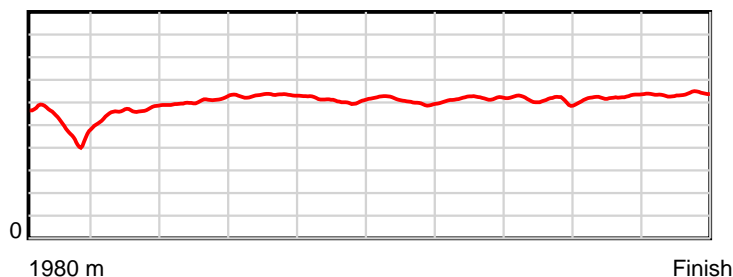
HRNZ and NZMTC and Thoroughbred Ratings Pty Ltd accepts no responsibility for the completeness or accuracy of any of the information contained herein, and makes no representations about its suitability for any particular purpose. Users should make their own judgements about those matters and/or seek independent advice. You assume all risks associated with use of the data provided on this page.

Race Results

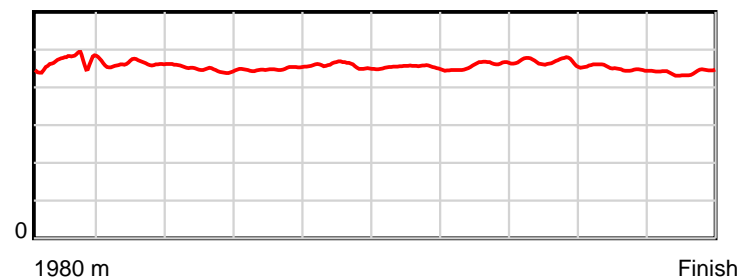
September 29, 2023, Race 2, LIVAMOL MOBILE TROT, Distance 1980m, Addington - Survey 1980m

Result	TAB no.	Horse (Barrier)	1980 to	1800m to	1600m to	1400m to	1200m to	1000m to	800m to	600m to	400m to	200m to	Total or	Margin
5th	5	The Merc (5)	1800m	1600m	1400m	1200m	1000m	800m	600m	400m	200m	WP	Average	
		Position in running (margin)	-	10(23.4)	9(24.9)	8(23.6)	8(20.4)	8(15.3)	7(9.5)	7(6.5)	7(6.8)	6(7.6)		7.70
		Sectional time (s)	16.97	16.57	14.72	14.25	15.00	15.13	14.83	15.39	14.36	13.75		
		Cumulative time (s)	150.97	134.00	117.43	102.71	88.46	73.46	58.33	43.50	28.11	13.75	2:30.97	
		Speed (m/s)	10.61	12.07	13.59	14.04	13.33	13.22	13.49	13.00	13.93	14.55	13.12	
		Stride length (m)	5.02	5.58	6.10	6.30	6.10	6.00	6.18	6.08	6.28	6.41	5.99	
		Stride duration (s)	0.470	0.462	0.449	0.449	0.458	0.454	0.458	0.468	0.451	0.440	0.457	
		Stride efficiency (%)	39.38	48.68	58.11	62.07	58.18	56.27	59.69	57.78	61.54	64.16	56.03	
		Stride count	35.86	35.83	32.80	31.73	32.78	33.33	32.36	32.89	31.87	31.21	330.66	

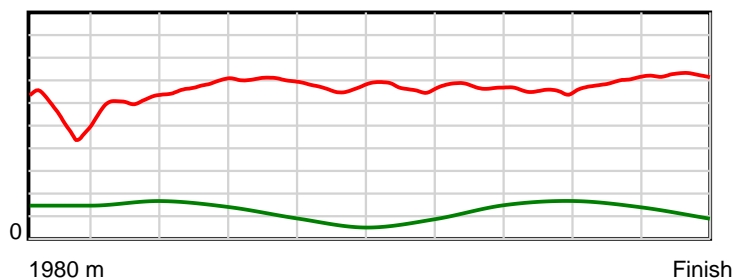
10 m Stride length



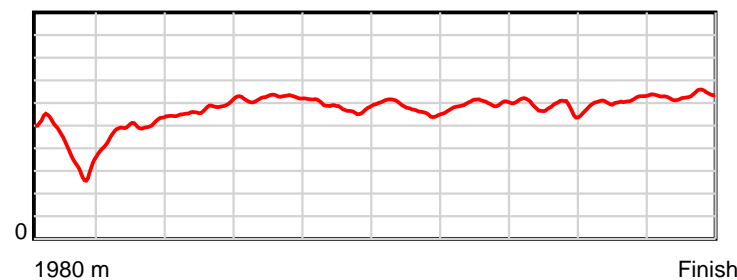
0.6 s Stride duration



20 m/sec Speed



100 % Stride efficiency



Note: Horizontal distance axis grid lines are 200m furlongs.

Disclaimer.

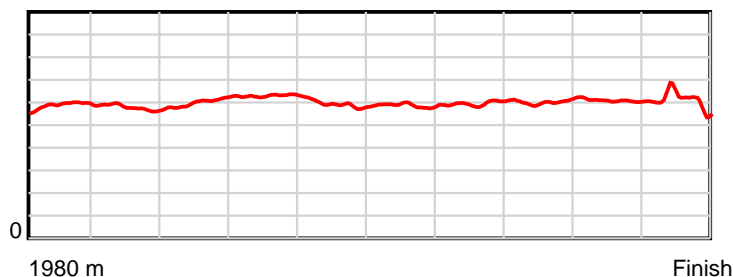
HRNZ and NZMTC and Thoroughbred Ratings Pty Ltd accepts no responsibility for the completeness or accuracy of any of the information contained herein, and makes no representations about its suitability for any particular purpose. Users should make their own judgements about those matters and/or seek independent advice. You assume all risks associated with use of the data provided on this page.

Race Results

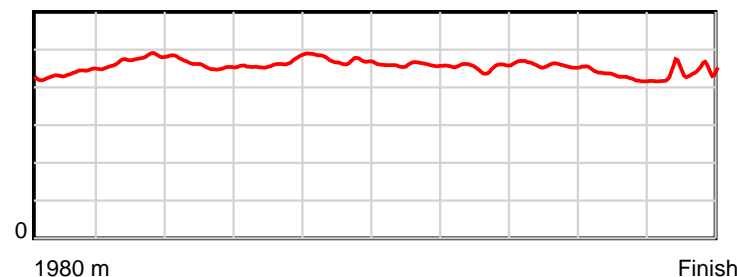
September 29, 2023, Race 2, LIVAMOL MOBILE TROT, Distance 1980m, Addington - Survey 1980m

Result	TAB no.	Horse (Barrier)	1980 to	1800m to	1600m to	1400m to	1200m to	1000m to	800m to	600m to	400m to	200m to	Total or	Margin
6th	2	Tinkerbelle (2)	1800m	1600m	1400m	1200m	1000m	800m	600m	400m	200m	WP	Average	
		Position in running (margin)	-	3(2.1)	4(3.1)	5(6.2)	6(6.0)	6(6.3)	5(4.3)	4(3.0)	4(3.0)	4(2.7)		8.30
		Sectional time (s)	13.28	16.50	15.43	14.75	15.89	15.77	15.11	15.34	14.18	14.84		
		Cumulative time (s)	151.09	137.81	121.31	105.88	91.13	75.24	59.47	44.36	29.02	14.84	2:31.09	
		Speed (m/s)	13.55	12.12	12.96	13.56	12.59	12.68	13.24	13.04	14.10	13.48	13.10	
		Stride length (m)	5.92	5.74	5.97	6.29	5.95	5.83	6.01	5.99	6.06	5.93	5.97	
		Stride duration (s)	0.436	0.474	0.460	0.464	0.473	0.459	0.454	0.459	0.429	0.440	0.455	
		Stride efficiency (%)	54.74	51.56	55.64	61.79	55.35	53.06	56.50	56.06	57.32	54.94	55.62	
		Stride count	30.41	34.82	33.52	31.80	33.61	34.32	33.26	33.39	33.02	33.73	331.88	

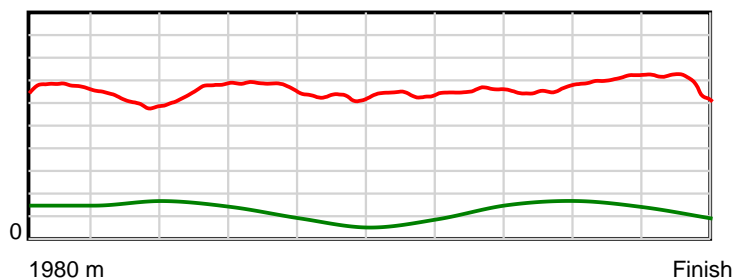
10 m Stride length



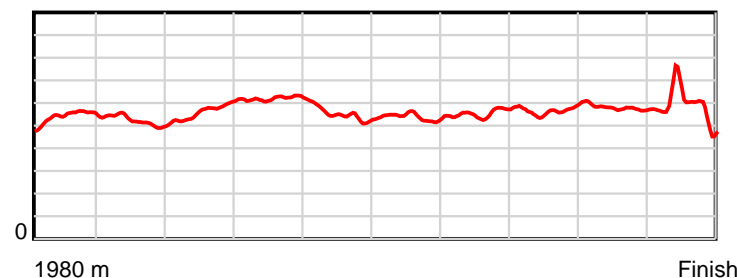
0.6 s Stride duration



20 m/sec Speed



100 % Stride efficiency



Note: Horizontal distance axis grid lines are 200m furlongs.

Disclaimer.

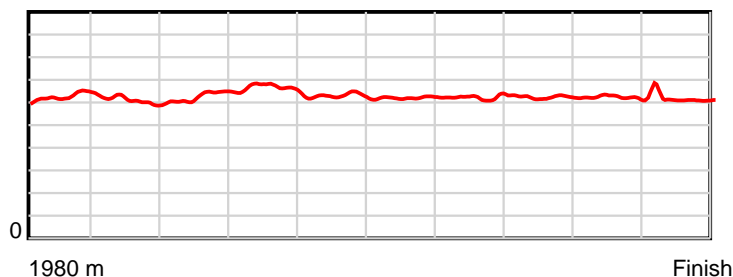
HRNZ and NZMTC and Thoroughbred Ratings Pty Ltd accepts no responsibility for the completeness or accuracy of any of the information contained herein, and makes no representations about its suitability for any particular purpose. Users should make their own judgements about those matters and/or seek independent advice. You assume all risks associated with use of the data provided on this page.

Race Results

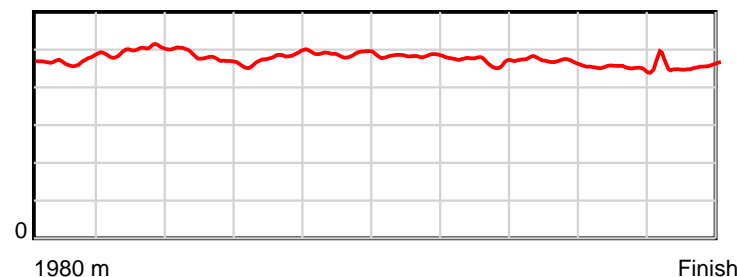
September 29, 2023, Race 2, LIVAMOL MOBILE TROT, Distance 1980m, Addington - Survey 1980m

Result	TAB no.	Horse (Barrier)	1980 to	1800m to	1600m to	1400m to	1200m to	1000m to	800m to	600m to	400m to	200m to	Total or	Margin
7th	1	Lil Whip (1)	1800m	1600m	1400m	1200m	1000m	800m	600m	400m	200m	WP	Average	
		Position in running (margin)	-	4(3.9)	6(5.5)	7(8.9)	7(6.5)	7(7.0)	6(6.6)	6(5.0)	6(5.2)	7(7.8)		13.80
		Sectional time (s)	13.47	16.60	15.49	14.39	15.93	16.03	15.06	15.39	14.66	15.02		
		Cumulative time (s)	152.04	138.57	121.97	106.48	92.09	76.16	60.13	45.07	29.68	15.02	2:32.04	
		Speed (m/s)	13.36	12.05	12.91	13.90	12.55	12.48	13.28	13.00	13.64	13.32	13.02	
		Stride length (m)	6.27	6.00	6.23	6.65	6.14	6.02	6.24	6.11	6.16	6.10	6.19	
		Stride duration (s)	0.470	0.498	0.483	0.478	0.489	0.483	0.470	0.470	0.451	0.458	0.475	
		Stride efficiency (%)	61.51	56.26	60.75	69.08	58.92	56.66	60.91	58.30	59.27	58.15	59.83	
		Stride count	28.69	33.33	32.08	30.08	32.57	33.21	32.03	32.74	32.47	32.78	319.98	

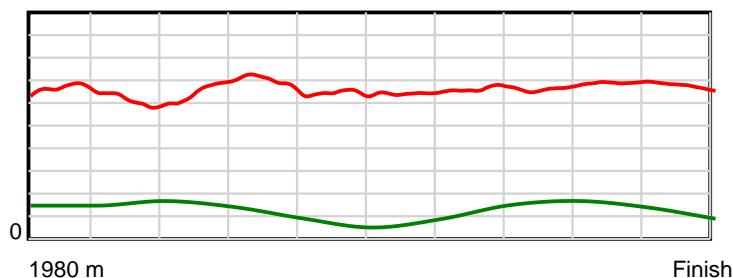
10 m Stride length



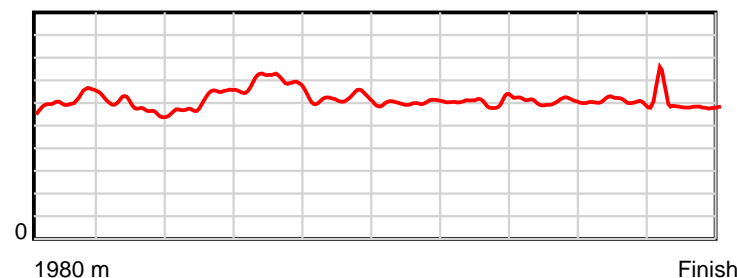
0.6 s Stride duration



20 m/sec Speed



100 % Stride efficiency



Note: Horizontal distance axis grid lines are 200m furlongs.

Disclaimer.

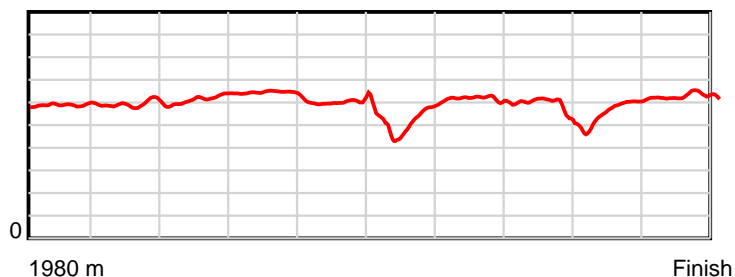
HRNZ and NZMTC and Thoroughbred Ratings Pty Ltd accepts no responsibility for the completeness or accuracy of any of the information contained herein, and makes no representations about its suitability for any particular purpose. Users should make their own judgements about those matters and/or seek independent advice. You assume all risks associated with use of the data provided on this page.

Race Results

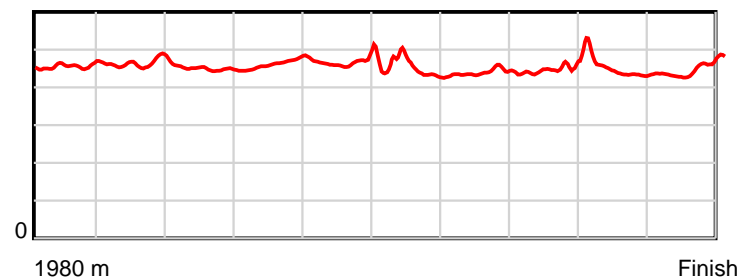
September 29, 2023, Race 2, LIVAMOL MOBILE TROT, Distance 1980m, Addington - Survey 1980m

Result	TAB no.	Horse (Barrier)	1980 to	1800m to	1600m to	1400m to	1200m to	1000m to	800m to	600m to	400m to	200m to	Total or	Margin
8th	11	Bounce N Beyon... (11)	1800m	1600m	1400m	1200m	1000m	800m	600m	400m	200m	WP	Average	
		Position in running (margin)	-	7(8.7)	7(6.8)	6(6.8)	5(4.4)	5(5.5)	8(16.3)	8(10.4)	8(18.7)	8(25.8)		28.20
		Sectional time (s)	14.47	16.02	14.91	14.39	16.03	17.90	14.33	16.74	15.41	14.37		
		Cumulative time (s)	154.57	140.10	124.08	109.17	94.78	78.75	60.85	46.52	29.78	14.37	2:34.57	
		Speed (m/s)	12.44	12.48	13.41	13.90	12.48	11.17	13.96	11.95	12.98	13.92	12.81	
		Stride length (m)	5.92	5.80	6.03	6.45	5.80	4.95	6.13	5.35	5.73	6.28	5.81	
		Stride duration (s)	0.456	0.465	0.449	0.464	0.465	0.443	0.439	0.448	0.442	0.451	0.454	
		Stride efficiency (%)	54.79	52.65	56.73	65.11	52.54	38.26	58.79	44.79	51.32	61.68	52.80	
		Stride count	30.40	34.46	33.19	30.98	34.49	40.42	32.61	37.36	34.90	31.83	340.64	

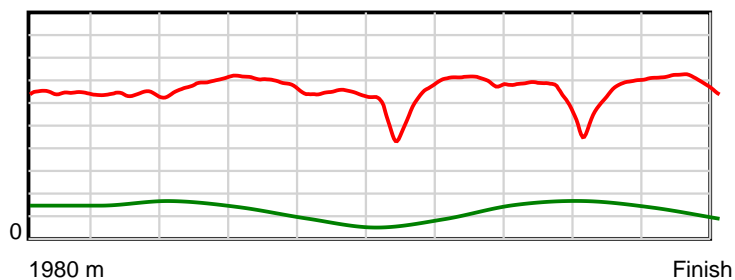
10 m Stride length



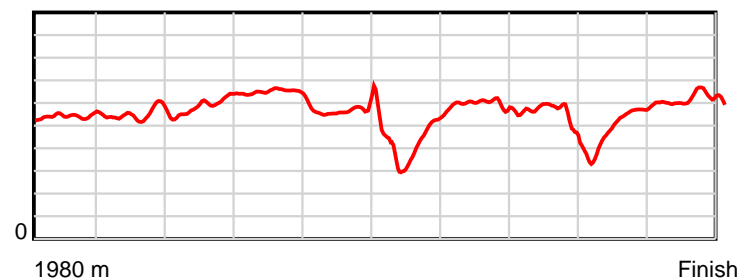
0.6 s Stride duration



20 m/sec Speed



100 % Stride efficiency



Note: Horizontal distance axis grid lines are 200m furlongs.

Disclaimer.

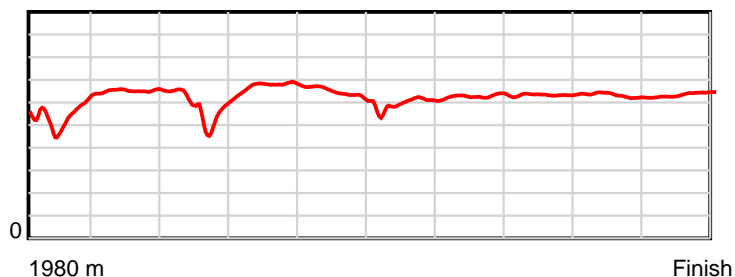
HRNZ and NZMTC and Thoroughbred Ratings Pty Ltd accepts no responsibility for the completeness or accuracy of any of the information contained herein, and makes no representations about its suitability for any particular purpose. Users should make their own judgements about those matters and/or seek independent advice. You assume all risks associated with use of the data provided on this page.

Race Results

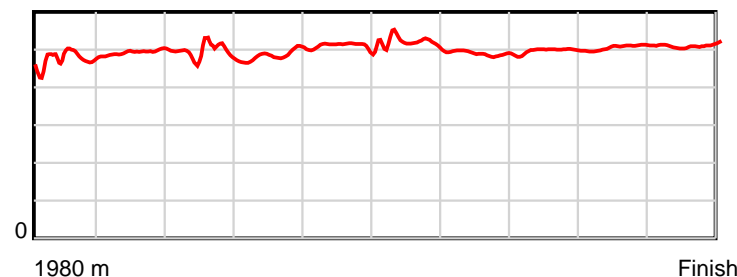
September 29, 2023, Race 2, LIVAMOL MOBILE TROT, Distance 1980m, Addington - Survey 1980m

Result	TAB no.	Horse (Barrier)	1980 to	1800m to	1600m to	1400m to	1200m to	1000m to	800m to	600m to	400m to	200m to	Total or	Margin
9th	4	Paramount Lady (4)	1800m	1600m	1400m	1200m	1000m	800m	600m	400m	200m	WP	Average	
		Position in running (margin)	-	8(17.8)	8(13.0)	9(27.9)	9(26.1)	9(28.2)	9(38.0)	9(39.8)	9(43.7)	9(56.1)		67.60
		Sectional time (s)	15.86	15.55	17.40	14.49	16.19	17.74	15.61	16.01	16.31	16.30		
		Cumulative time (s)	161.46	145.60	130.05	112.65	98.16	81.97	64.23	48.62	32.61	16.30	2:41.46	
		Speed (m/s)	11.35	12.86	11.49	13.80	12.35	11.27	12.81	12.49	12.26	12.27	12.26	
		Stride length (m)	5.37	6.34	5.56	6.72	6.33	5.80	6.27	6.23	6.22	6.28	6.09	
		Stride duration (s)	0.468	0.493	0.483	0.487	0.512	0.514	0.489	0.498	0.507	0.512	0.497	
		Stride efficiency (%)	45.03	62.78	48.24	70.57	62.53	52.49	61.36	60.59	60.49	61.61	58.00	
		Stride count	33.53	31.55	36.00	29.76	31.62	34.51	31.92	32.12	32.14	31.85	325.00	

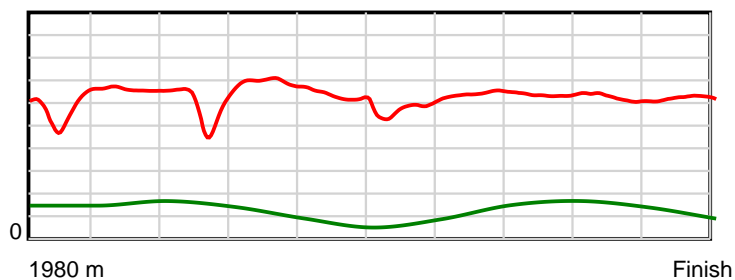
10 m Stride length



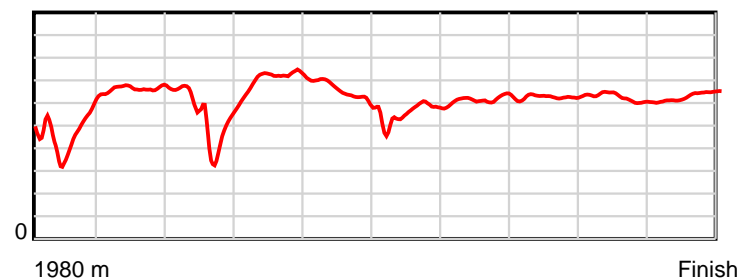
0.6 s Stride duration



20 m/sec Speed



100 % Stride efficiency



Note: Horizontal distance axis grid lines are 200m furlongs.

Disclaimer.

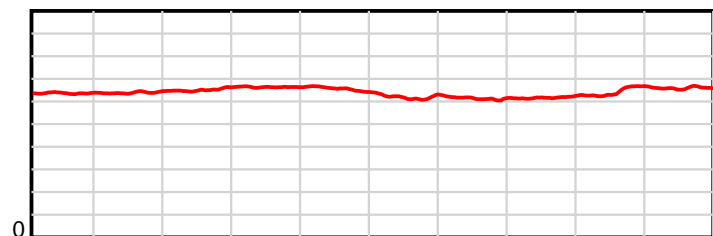
HRNZ and NZMTC and Thoroughbred Ratings Pty Ltd accepts no responsibility for the completeness or accuracy of any of the information contained herein, and makes no representations about its suitability for any particular purpose. Users should make their own judgements about those matters and/or seek independent advice. You assume all risks associated with use of the data provided on this page.

Race Results

September 29, 2023, Race 2, LIVAMOL MOBILE TROT, Distance 1980m, Addington - Survey 1980m

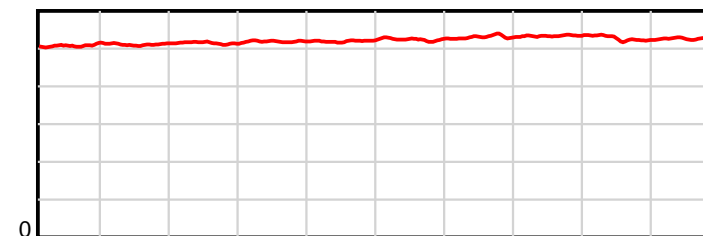
Result	TAB no.	Horse (Barrier)	1980 to	1800m to	1600m to	1400m to	1200m to	1000m to	800m to	600m to	400m to	200m to	Total or	Margin
10th	6	Albert Flasher (6)	1800m	1600m	1400m	1200m	1000m	800m	600m	400m	200m	WP	Average	
		Position in running (margin)	-	11(36.6)	10(35.7)	10(40.6)	10(45.7)	10(46.0)	10(51.9)	10(63.5)	10(76.1)	10(88.9)		97.70
		Sectional time (s)	19.15	16.17	15.75	15.63	15.90	17.08	17.24	17.45	16.37	15.98		
		Cumulative time (s)	166.72	147.57	131.40	115.65	100.02	84.12	67.04	49.80	32.35	15.98	2:46.72	
		Speed (m/s)	9.40	12.37	12.70	12.80	12.58	11.71	11.60	11.46	12.22	12.52	11.88	
		Stride length (m)	6.39	6.32	6.54	6.64	6.54	6.14	6.16	6.12	6.43	6.61	6.38	
		Stride duration (s)	0.508	0.511	0.515	0.519	0.520	0.524	0.531	0.534	0.527	0.528	0.538	
		Stride efficiency (%)	63.73	62.50	66.83	68.97	66.90	58.90	59.26	58.57	64.67	68.28	63.69	
		Stride count	28.19	31.62	30.58	30.10	30.57	32.58	32.48	32.67	31.09	30.26	310.14	

10 m Stride length



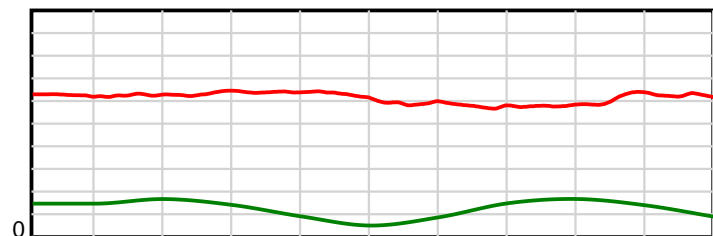
1980 m Finish

0.6 s Stride duration



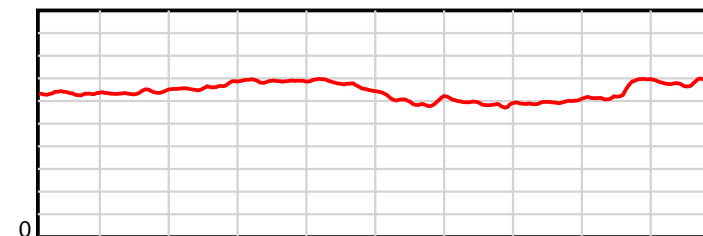
1980 m Finish

20 m/sec Speed



1980 m Finish

100 % Stride efficiency



1980 m Finish

Note: Horizontal distance axis grid lines are 200m furlongs.

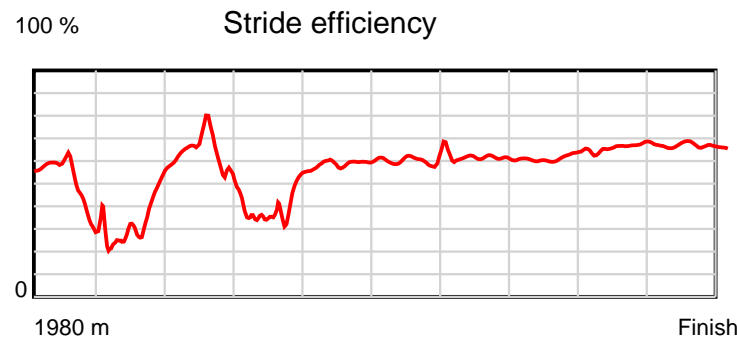
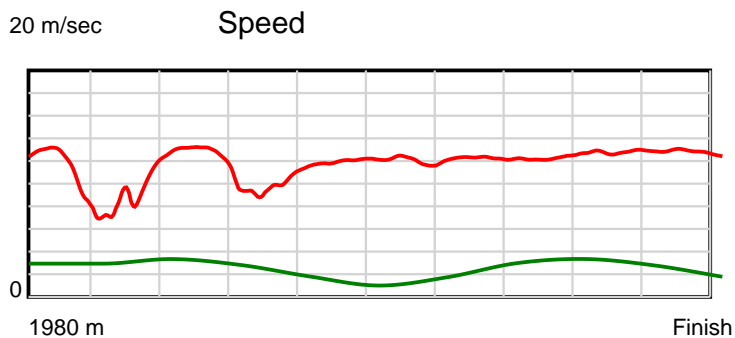
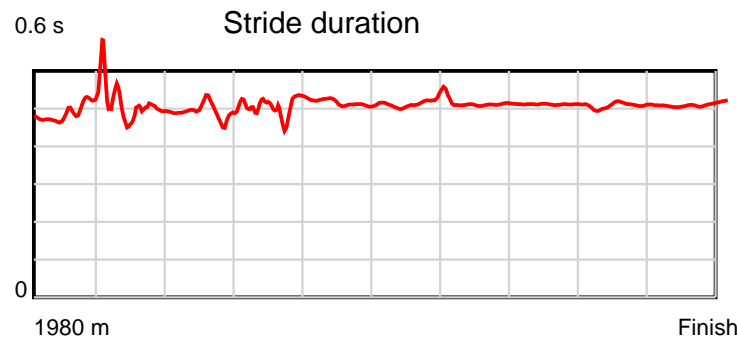
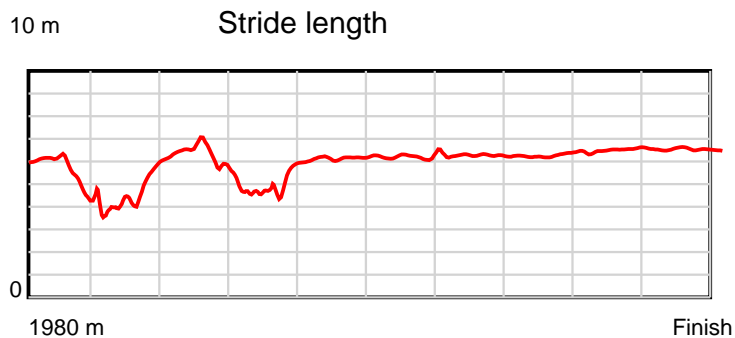
Disclaimer.

HRNZ and NZMTC and Thoroughbred Ratings Pty Ltd accepts no responsibility for the completeness or accuracy of any of the information contained herein, and makes no representations about its suitability for any particular purpose. Users should make their own judgements about those matters and/or seek independent advice. You assume all risks associated with use of the data provided on this page.

Race Results

September 29, 2023, Race 2, LIVAMOL MOBILE TROT, Distance 1980m, Addington - Survey 1980m

Result	TAB no.	Horse (Barrier)	1980 to	1800m to	1600m to	1400m to	1200m to	1000m to	800m to	600m to	400m to	200m to	Total or	Margin
11th	3	Tactical Bid (3)	1800m	1600m	1400m	1200m	1000m	800m	600m	400m	200m	WP	Average	
		Position in running (margin)	-	9(20.4)	11(67.3)	11(75.3)	11(106.2)	11(112.4)	11(117.9)	11(124.2)	11(132.3)	11(141.7)		146.60
		Sectional time (s)	16.31	24.14	16.26	19.93	16.88	17.01	16.37	16.70	15.80	15.88		
		Cumulative time (s)	175.28	158.97	134.83	118.57	98.64	81.76	64.75	48.38	31.68	15.88	2:55.28	
		Speed (m/s)	11.04	8.29	12.30	10.04	11.85	11.76	12.22	11.98	12.66	12.59	11.30	
		Stride length (m)	5.51	4.08	6.03	4.83	6.10	6.06	6.24	6.10	6.45	6.44	5.67	
		Stride duration (s)	0.496	0.493	0.490	0.481	0.515	0.515	0.511	0.510	0.509	0.511	0.502	
		Stride efficiency (%)	47.49	26.05	56.73	36.48	58.09	57.38	60.80	58.24	64.95	64.77	50.32	
		Stride count	32.65	48.98	33.19	41.40	32.80	33.00	32.06	32.76	31.02	31.07	348.93	



Note: Horizontal distance axis grid lines are 200m furlongs.

Disclaimer.

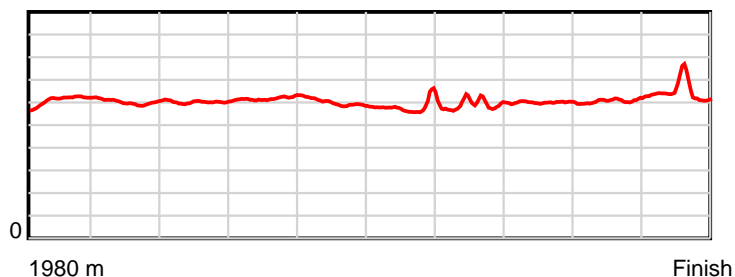
HRNZ and NZMTC and Thoroughbred Ratings Pty Ltd accepts no responsibility for the completeness or accuracy of any of the information contained herein, and makes no representations about its suitability for any particular purpose. Users should make their own judgements about those matters and/or seek independent advice. You assume all risks associated with use of the data provided on this page.

Race Results

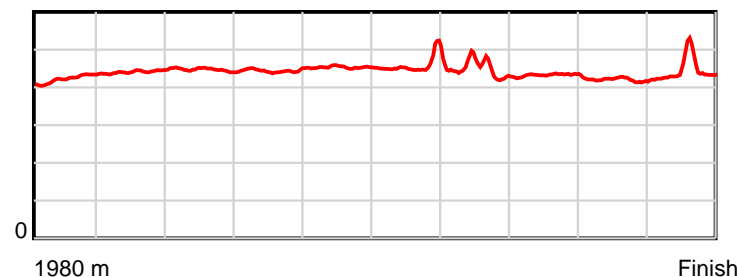
September 29, 2023, Race 3, GEORGE CALVERT SERVICES MOBILE PACE, Distance 1980m, Addington - Survey 1980m

Result	TAB no.	Horse (Barrier)	1980 to	1800m to	1600m to	1400m to	1200m to	1000m to	800m to	600m to	400m to	200m to	Total or	Margin
1st	3	Dalton Shard (3)	1800m	1600m	1400m	1200m	1000m	800m	600m	400m	200m	WP	Average	
		Position in running (margin)	-	2(2.4)	1(0.0)	1(0.0)	1(0.0)	1(0.0)	1(0.0)	2(0.5)	1(0.0)	1(0.0)		0.00
		Sectional time (s)	12.52	14.94	14.95	14.34	15.17	15.75	15.10	14.55	13.78	13.73		
		Cumulative time (s)	144.83	132.31	117.37	102.42	88.08	72.91	57.16	42.06	27.51	13.73	2:24.83	
		Speed (m/s)	14.38	13.39	13.38	13.95	13.18	12.70	13.25	13.75	14.51	14.57	13.67	
		Stride length (m)	6.13	5.91	5.97	6.19	5.97	5.76	5.86	5.94	6.08	6.45	6.02	
		Stride duration (s)	0.424	0.441	0.446	0.444	0.453	0.453	0.443	0.432	0.419	0.443	0.440	
		Stride efficiency (%)	58.75	54.50	55.61	59.95	55.72	51.82	53.74	55.08	57.81	64.94	56.61	
		Stride count	29.36	33.87	33.53	32.29	33.49	34.73	34.10	33.69	32.88	31.03	328.97	

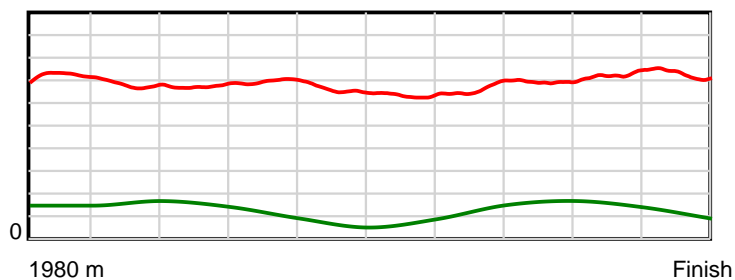
10 m Stride length



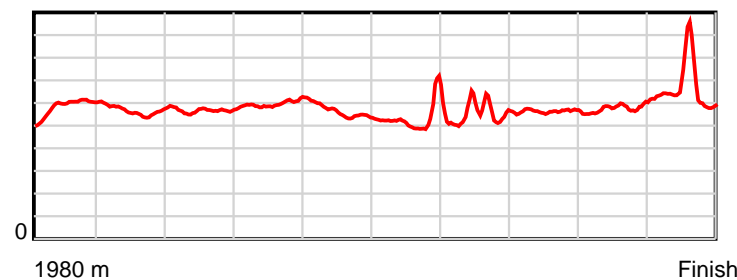
0.6 s Stride duration



20 m/sec Speed



100 % Stride efficiency



Note: Horizontal distance axis grid lines are 200m furlongs.

Disclaimer.

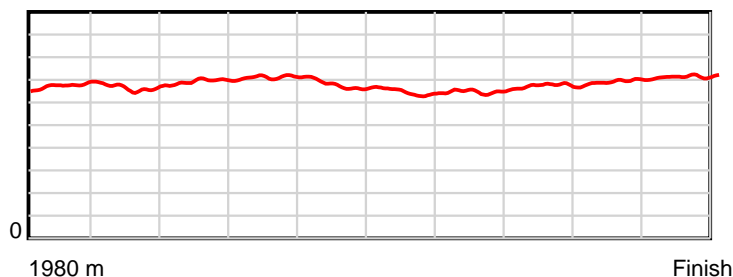
HRNZ and NZMTC and Thoroughbred Ratings Pty Ltd accepts no responsibility for the completeness or accuracy of any of the information contained herein, and makes no representations about its suitability for any particular purpose. Users should make their own judgements about those matters and/or seek independent advice. You assume all risks associated with use of the data provided on this page.

Race Results

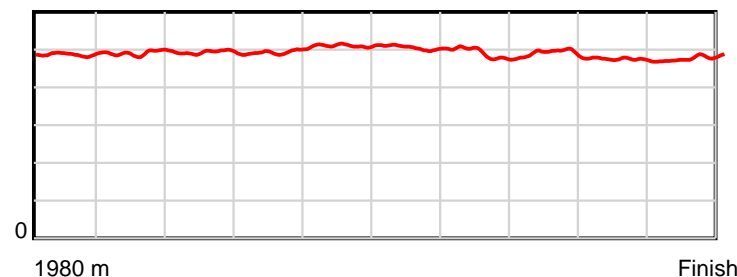
September 29, 2023, Race 3, GEORGE CALVERT SERVICES MOBILE PACE, Distance 1980m, Addington - Survey 1980m

Result	TAB no.	Horse (Barrier)	1980 to	1800m to	1600m to	1400m to	1200m to	1000m to	800m to	600m to	400m to	200m to	Total or	Margin
2nd	7	Lone Wolf (7)	1800m	1600m	1400m	1200m	1000m	800m	600m	400m	200m	WP	Average	
		Position in running (margin)	-	6(6.5)	6(6.4)	5(4.1)	2(1.2)	3(1.6)	2(1.6)	3(1.3)	3(2.1)	4(2.9)		0.60
		Sectional time (s)	13.11	15.32	14.57	13.87	15.23	15.74	14.98	14.77	13.91	13.44		
		Cumulative time (s)	144.94	131.83	116.51	101.94	88.07	72.84	57.10	42.12	27.35	13.44	2:24.94	
		Speed (m/s)	13.73	13.05	13.73	14.42	13.13	12.71	13.35	13.54	14.38	14.88	13.66	
		Stride length (m)	6.77	6.41	6.76	7.14	6.70	6.41	6.52	6.64	6.81	7.13	6.72	
		Stride duration (s)	0.487	0.491	0.492	0.495	0.511	0.504	0.489	0.491	0.474	0.479	0.492	
		Stride efficiency (%)	71.67	64.30	71.35	79.57	70.22	64.13	66.51	68.97	72.53	79.36	70.57	
		Stride count	26.58	31.18	29.60	28.03	29.84	31.22	30.66	30.10	29.36	28.07	294.64	

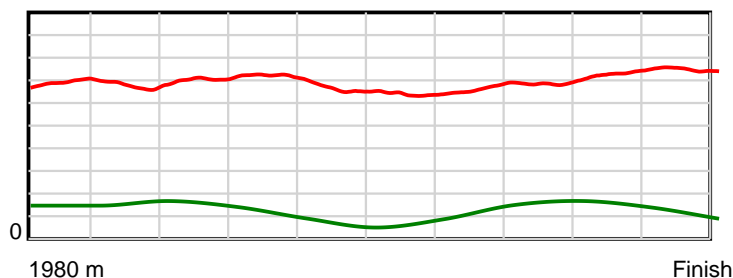
10 m Stride length



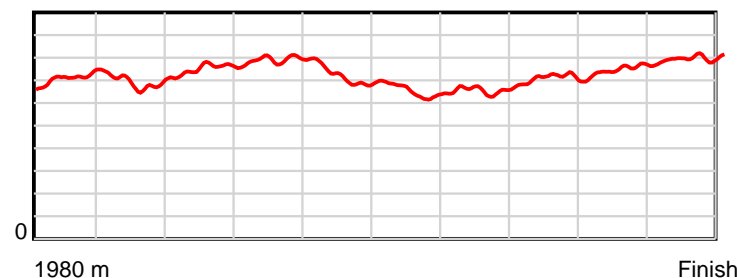
0.6 s Stride duration



20 m/sec Speed



100 % Stride efficiency



Note: Horizontal distance axis grid lines are 200m furlongs.

Disclaimer.

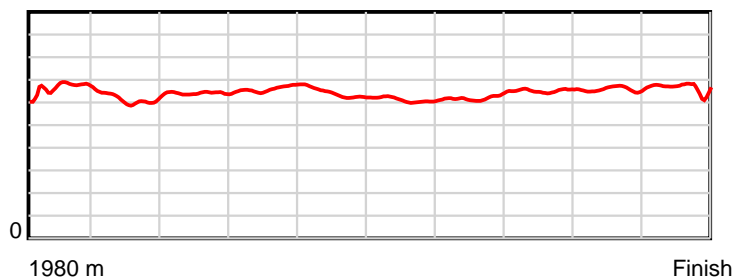
HRNZ and NZMTC and Thoroughbred Ratings Pty Ltd accepts no responsibility for the completeness or accuracy of any of the information contained herein, and makes no representations about its suitability for any particular purpose. Users should make their own judgements about those matters and/or seek independent advice. You assume all risks associated with use of the data provided on this page.

Race Results

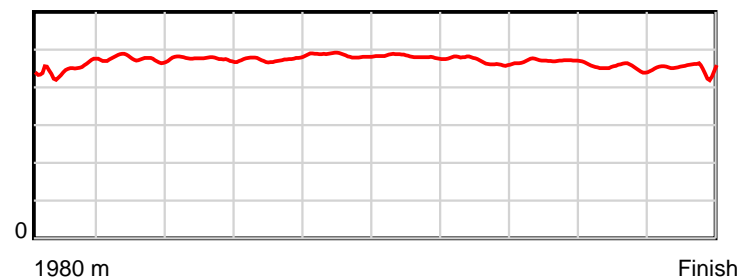
September 29, 2023, Race 3, GEORGE CALVERT SERVICES MOBILE PACE, Distance 1980m, Addington - Survey 1980m

Result	TAB no.	Horse (Barrier)	1980 to	1800m to	1600m to	1400m to	1200m to	1000m to	800m to	600m to	400m to	200m to	Total or	Margin
3rd	5	Motor Mouth (5)	1800m	1600m	1400m	1200m	1000m	800m	600m	400m	200m	WP	Average	
		Position in running (margin)	-	1(0.0)	2(1.8)	2(2.0)	3(1.8)	2(1.6)	3(2.0)	4(2.4)	4(2.1)	3(2.7)		1.00
		Sectional time (s)	12.06	15.65	14.98	14.31	15.13	15.82	15.08	14.59	13.88	13.51		
		Cumulative time (s)	145.01	132.95	117.30	102.32	88.01	72.88	57.06	41.98	27.39	13.51	2:25.01	
		Speed (m/s)	14.93	12.78	13.35	13.98	13.22	12.64	13.26	13.71	14.41	14.80	13.65	
		Stride length (m)	6.66	6.08	6.36	6.64	6.41	6.09	6.23	6.45	6.52	6.69	6.40	
		Stride duration (s)	0.448	0.476	0.476	0.475	0.485	0.482	0.470	0.471	0.452	0.452	0.469	
		Stride efficiency (%)	69.41	57.74	63.14	68.89	64.24	57.96	60.69	65.00	66.40	69.98	64.08	
		Stride count	27.01	32.90	31.46	30.12	31.19	32.84	32.09	31.01	30.68	29.89	309.19	

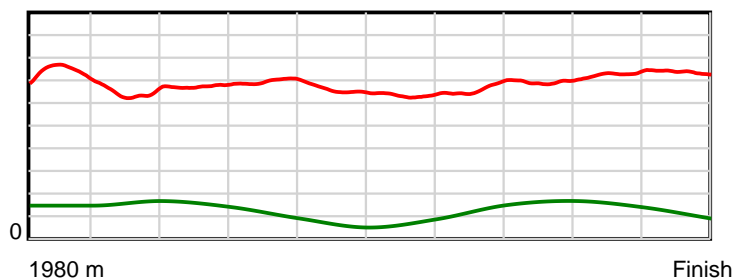
10 m Stride length



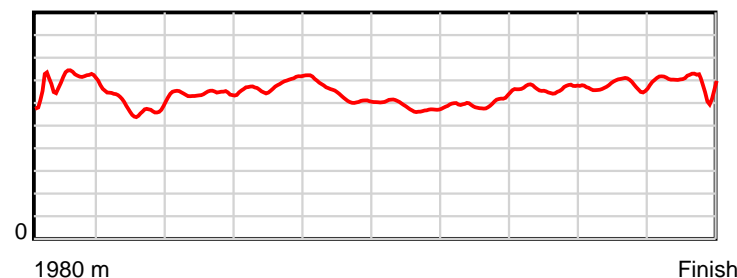
0.6 s Stride duration



20 m/sec Speed



100 % Stride efficiency



Note: Horizontal distance axis grid lines are 200m furlongs.

Disclaimer.

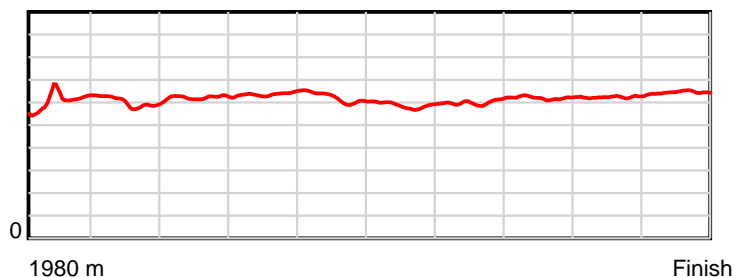
HRNZ and NZMTC and Thoroughbred Ratings Pty Ltd accepts no responsibility for the completeness or accuracy of any of the information contained herein, and makes no representations about its suitability for any particular purpose. Users should make their own judgements about those matters and/or seek independent advice. You assume all risks associated with use of the data provided on this page.

Race Results

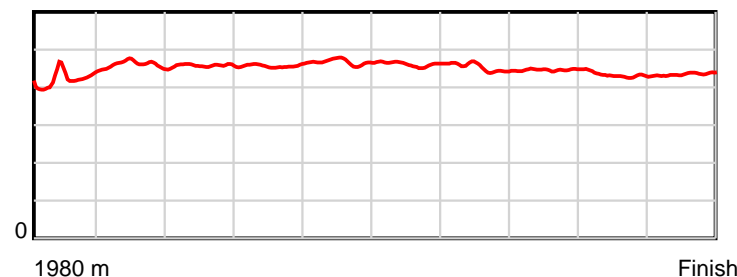
September 29, 2023, Race 3, GEORGE CALVERT SERVICES MOBILE PACE, Distance 1980m, Addington - Survey 1980m

Result	TAB no.	Horse (Barrier)	1980 to	1800m to	1600m to	1400m to	1200m to	1000m to	800m to	600m to	400m to	200m to	Total or	Margin
4th	1	Bettor Lover (1)	1800m	1600m	1400m	1200m	1000m	800m	600m	400m	200m	WP	Average	
		Position in running (margin)	-	3(3.0)	3(3.9)	4(3.8)	5(4.3)	5(4.1)	5(3.9)	7(4.4)	5(3.4)	5(4.6)		3.10
		Sectional time (s)	12.68	15.50	14.94	14.41	15.14	15.71	15.10	14.47	13.97	13.45		
		Cumulative time (s)	145.37	132.69	117.19	102.25	87.84	72.70	56.99	41.89	27.42	13.45	2:25.37	
		Speed (m/s)	14.20	12.90	13.39	13.88	13.21	12.73	13.25	13.82	14.32	14.87	13.62	
		Stride length (m)	6.10	5.94	6.13	6.35	6.17	5.87	5.99	6.16	6.19	6.47	6.13	
		Stride duration (s)	0.422	0.461	0.458	0.457	0.467	0.461	0.452	0.446	0.432	0.436	0.450	
		Stride efficiency (%)	58.21	55.21	58.69	62.99	59.54	53.88	56.11	59.38	59.78	65.51	58.80	
		Stride count	29.49	33.65	32.64	31.50	32.40	34.06	33.38	32.44	32.34	30.89	322.79	

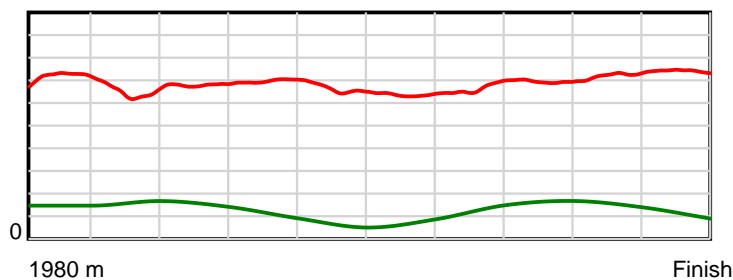
10 m Stride length



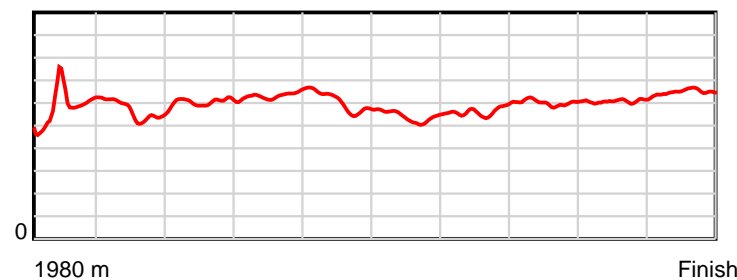
0.6 s Stride duration



20 m/sec Speed



100 % Stride efficiency



Note: Horizontal distance axis grid lines are 200m furlongs.

Disclaimer.

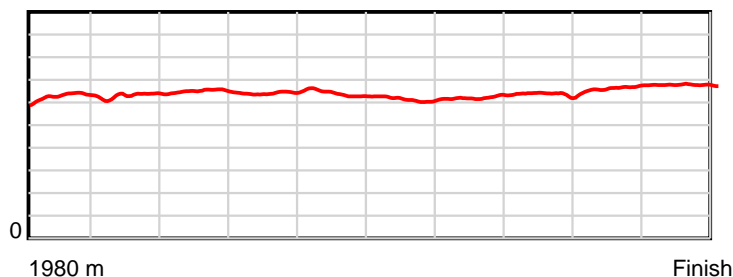
HRNZ and NZMTC and Thoroughbred Ratings Pty Ltd accepts no responsibility for the completeness or accuracy of any of the information contained herein, and makes no representations about its suitability for any particular purpose. Users should make their own judgements about those matters and/or seek independent advice. You assume all risks associated with use of the data provided on this page.

Race Results

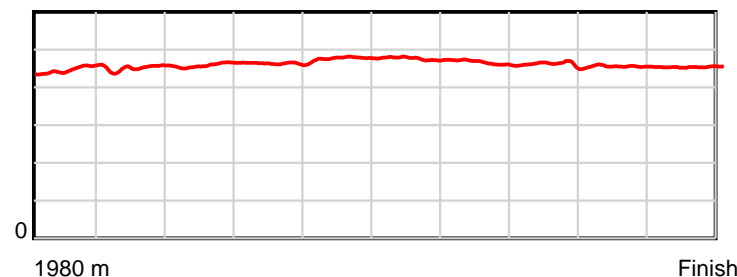
September 29, 2023, Race 3, GEORGE CALVERT SERVICES MOBILE PACE, Distance 1980m, Addington - Survey 1980m

Result	TAB no.	Horse (Barrier)	1980 to	1800m to	1600m to	1400m to	1200m to	1000m to	800m to	600m to	400m to	200m to	Total or	Margin
5th	12	Stephs Boy (12)	1800m	1600m	1400m	1200m	1000m	800m	600m	400m	200m	WP	Average	
		Position in running (margin)	-	8(7.0)	5(4.3)	3(2.3)	4(2.8)	4(3.3)	4(3.5)	5(3.3)	7(4.3)	6(5.7)		3.50
		Sectional time (s)	13.21	14.90	14.63	14.43	15.25	15.78	14.99	14.80	14.00	13.45		
		Cumulative time (s)	145.44	132.23	117.33	102.70	88.27	73.02	57.24	42.25	27.45	13.45	2:25.44	
		Speed (m/s)	13.63	13.42	13.67	13.86	13.11	12.67	13.34	13.51	14.29	14.87	13.61	
		Stride length (m)	6.30	6.06	6.28	6.42	6.26	6.03	6.20	6.23	6.51	6.75	6.30	
		Stride duration (s)	0.448	0.451	0.459	0.463	0.478	0.476	0.465	0.461	0.456	0.454	0.463	
		Stride efficiency (%)	62.05	57.36	61.58	64.43	61.31	56.87	60.12	60.68	66.22	71.23	62.00	
		Stride count	28.56	33.01	31.86	31.15	31.93	33.15	32.24	32.10	30.72	29.62	314.34	

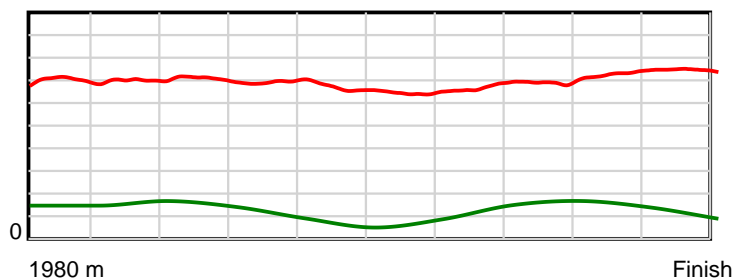
10 m Stride length



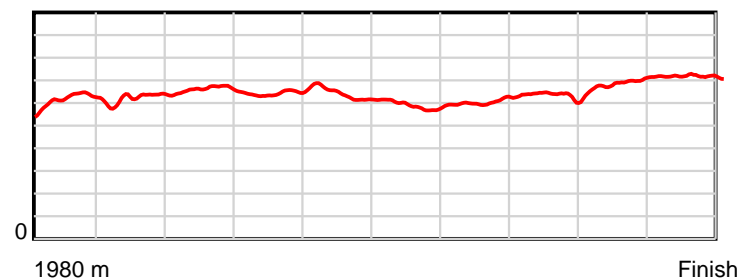
0.6 s Stride duration



20 m/sec Speed



100 % Stride efficiency



Note: Horizontal distance axis grid lines are 200m furlongs.

Disclaimer.

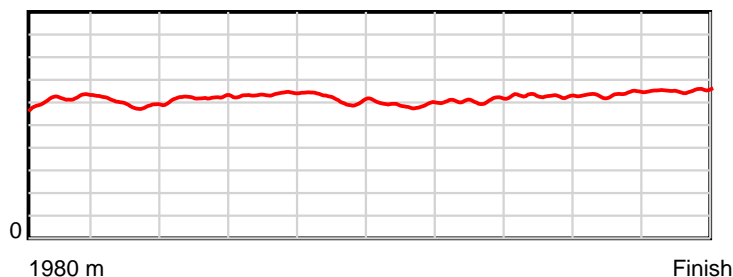
HRNZ and NZMTC and Thoroughbred Ratings Pty Ltd accepts no responsibility for the completeness or accuracy of any of the information contained herein, and makes no representations about its suitability for any particular purpose. Users should make their own judgements about those matters and/or seek independent advice. You assume all risks associated with use of the data provided on this page.

Race Results

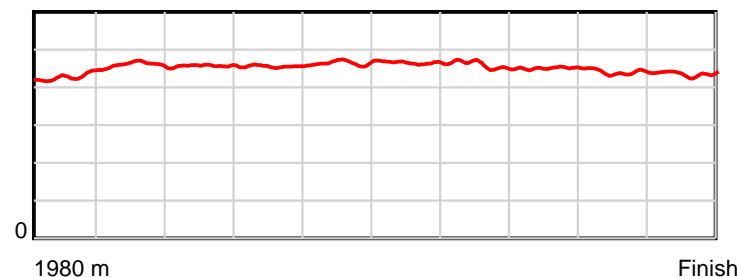
September 29, 2023, Race 3, GEORGE CALVERT SERVICES MOBILE PACE, Distance 1980m, Addington - Survey 1980m

Result	TAB no.	Horse (Barrier)	1980 to	1800m to	1600m to	1400m to	1200m to	1000m to	800m to	600m to	400m to	200m to	Total or	Margin
6th	10	The Coalman (10)	1800m	1600m	1400m	1200m	1000m	800m	600m	400m	200m	WP	Average	
		Position in running (margin)	-	5(5.7)	8(6.9)	8(6.2)	7(5.9)	7(6.5)	7(6.5)	10(6.6)	9(5.7)	7(6.2)		3.80
		Sectional time (s)	12.92	15.56	14.83	14.29	15.27	15.74	15.04	14.48	13.87	13.49		
		Cumulative time (s)	145.49	132.57	117.01	102.18	87.89	72.62	56.88	41.84	27.36	13.49	2:25.49	
		Speed (m/s)	13.93	12.85	13.49	14.00	13.10	12.71	13.30	13.81	14.42	14.83	13.61	
		Stride length (m)	6.17	5.92	6.15	6.38	6.09	5.91	6.11	6.23	6.34	6.47	6.17	
		Stride duration (s)	0.429	0.461	0.456	0.456	0.465	0.465	0.459	0.451	0.440	0.437	0.453	
		Stride efficiency (%)	59.41	54.80	59.19	63.58	57.92	54.50	58.31	60.63	62.83	65.47	59.52	
		Stride count	29.19	33.77	32.50	31.36	32.85	33.87	32.74	32.11	31.54	30.90	320.83	

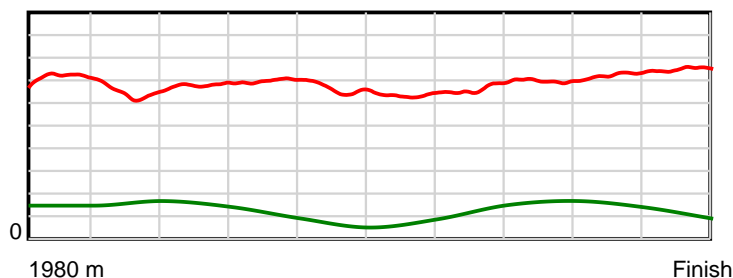
10 m Stride length



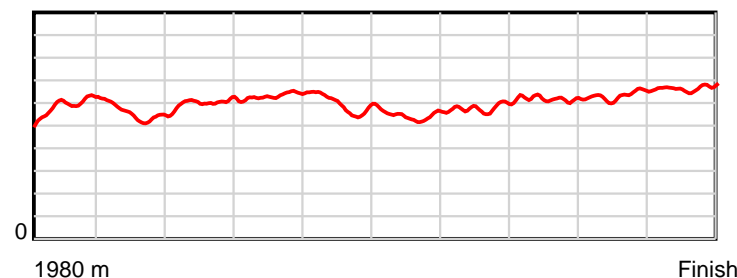
0.6 s Stride duration



20 m/sec Speed



100 % Stride efficiency



Note: Horizontal distance axis grid lines are 200m furlongs.

Disclaimer.

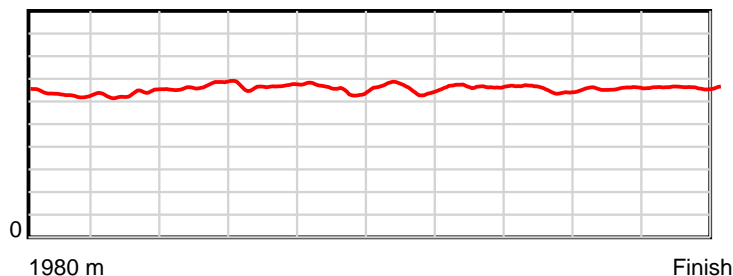
HRNZ and NZMTC and Thoroughbred Ratings Pty Ltd accepts no responsibility for the completeness or accuracy of any of the information contained herein, and makes no representations about its suitability for any particular purpose. Users should make their own judgements about those matters and/or seek independent advice. You assume all risks associated with use of the data provided on this page.

Race Results

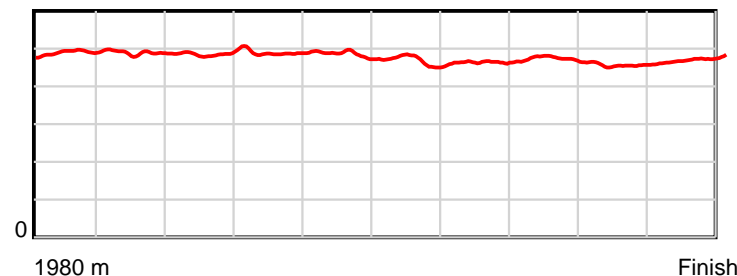
September 29, 2023, Race 3, GEORGE CALVERT SERVICES MOBILE PACE, Distance 1980m, Addington - Survey 1980m

Result	TAB no.	Horse (Barrier)	1980 to	1800m to	1600m to	1400m to	1200m to	1000m to	800m to	600m to	400m to	200m to	Total or	Margin
7th	9	Live On Legend (9)	1800m	1600m	1400m	1200m	1000m	800m	600m	400m	200m	WP	Average	
		Position in running (margin)	-	13(11.7)	12(15.7)	13(14.5)	13(15.7)	13(14.6)	8(7.0)	1(0.0)	2(1.5)	2(2.4)		3.90
		Sectional time (s)	13.77	16.00	14.75	14.55	14.98	14.48	13.85	14.89	13.92	14.32		
		Cumulative time (s)	145.51	131.74	115.74	100.99	86.44	71.46	56.98	43.13	28.24	14.32	2:25.51	
		Speed (m/s)	13.07	12.50	13.56	13.75	13.35	13.81	14.44	13.43	14.37	13.97	13.61	
		Stride length (m)	6.33	6.12	6.60	6.71	6.46	6.45	6.70	6.35	6.54	6.60	6.48	
		Stride duration (s)	0.490	0.490	0.487	0.488	0.484	0.467	0.464	0.473	0.456	0.473	0.477	
		Stride efficiency (%)	62.66	58.57	68.14	70.31	65.31	64.99	70.08	63.10	66.93	68.09	65.70	
		Stride count	28.43	32.67	30.29	29.82	30.94	31.01	29.87	31.47	30.56	30.30	305.36	

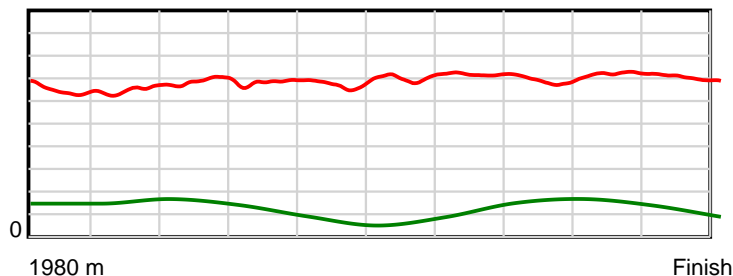
10 m Stride length



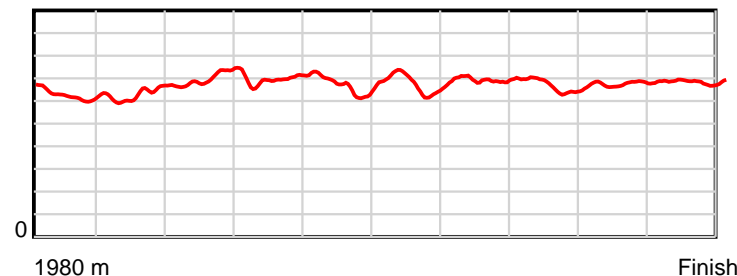
0.6 s Stride duration



20 m/sec Speed



100 % Stride efficiency



Note: Horizontal distance axis grid lines are 200m furlongs.

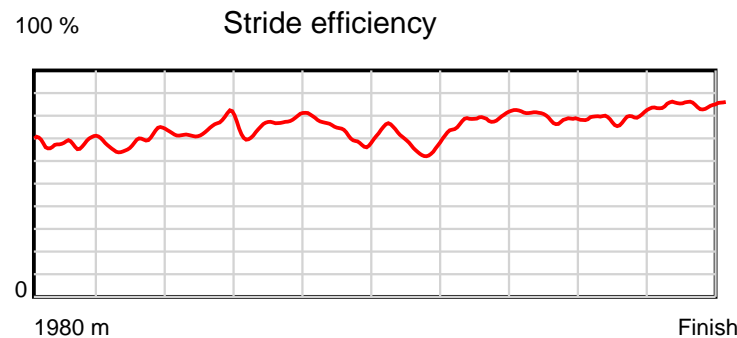
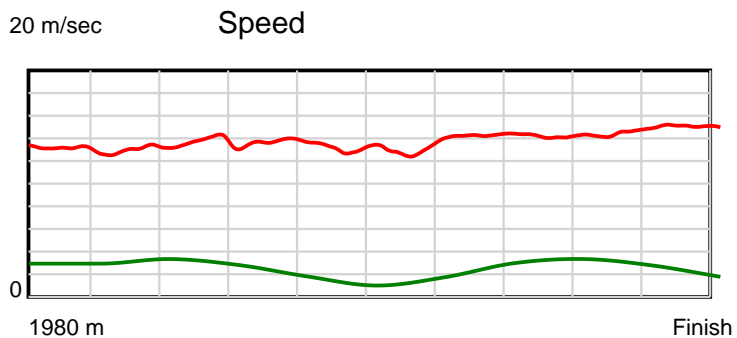
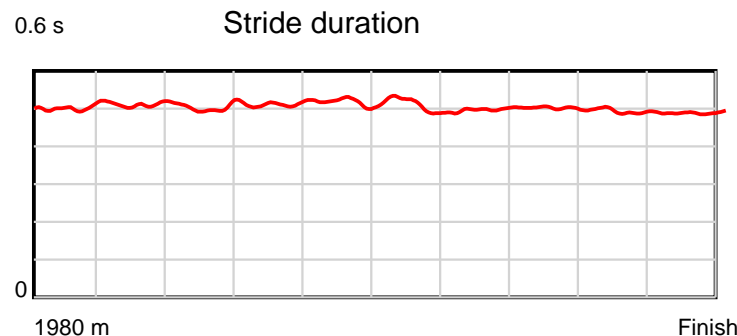
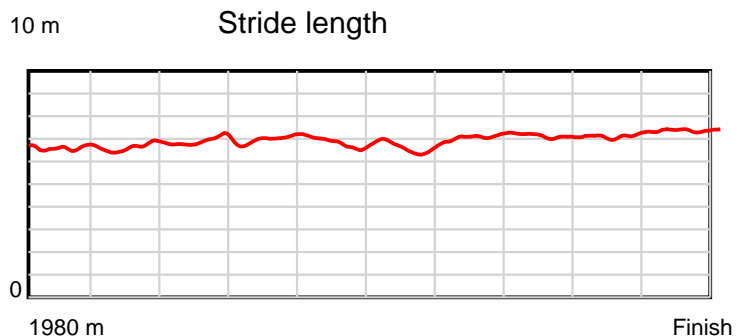
Disclaimer.

HRNZ and NZMTC and Thoroughbred Ratings Pty Ltd accepts no responsibility for the completeness or accuracy of any of the information contained herein, and makes no representations about its suitability for any particular purpose. Users should make their own judgements about those matters and/or seek independent advice. You assume all risks associated with use of the data provided on this page.

Race Results

September 29, 2023, Race 3, GEORGE CALVERT SERVICES MOBILE PACE, Distance 1980m, Addington - Survey 1980m

Result	TAB no.	Horse (Barrier)	1980 to	1800m to	1600m to	1400m to	1200m to	1000m to	800m to	600m to	400m to	200m to	Total or	Margin
8th	8	Franco Hoffman (8)	1800m	1600m	1400m	1200m	1000m	800m	600m	400m	200m	WP	Average	
		Position in running (margin)	-	12(10.2)	11(12.1)	12(11.6)	12(11.7)	12(13.7)	13(12.4)	9(6.3)	8(4.9)	9(7.3)		4.00
		Sectional time (s)	13.73	15.66	14.87	14.35	15.50	15.53	14.00	14.40	14.18	13.31		
		Cumulative time (s)	145.53	131.80	116.14	101.27	86.92	71.42	55.89	41.89	27.49	13.31	2:25.53	
		Speed (m/s)	13.11	12.77	13.45	13.94	12.90	12.88	14.29	13.89	14.10	15.03	13.61	
		Stride length (m)	6.63	6.54	6.79	7.12	6.66	6.56	7.11	6.96	6.95	7.36	6.86	
		Stride duration (s)	0.501	0.512	0.504	0.511	0.516	0.510	0.498	0.501	0.493	0.490	0.504	
		Stride efficiency (%)	68.71	66.76	71.95	79.28	69.41	67.28	78.95	75.61	75.45	84.56	73.53	
		Stride count	27.14	30.60	29.47	28.08	30.01	30.48	28.14	28.75	28.78	27.19	288.64	



Note: Horizontal distance axis grid lines are 200m furlongs.

Disclaimer.

HRNZ and NZMTC and Thoroughbred Ratings Pty Ltd accepts no responsibility for the completeness or accuracy of any of the information contained herein, and makes no representations about its suitability for any particular purpose. Users should make their own judgements about those matters and/or seek independent advice. You assume all risks associated with use of the data provided on this page.

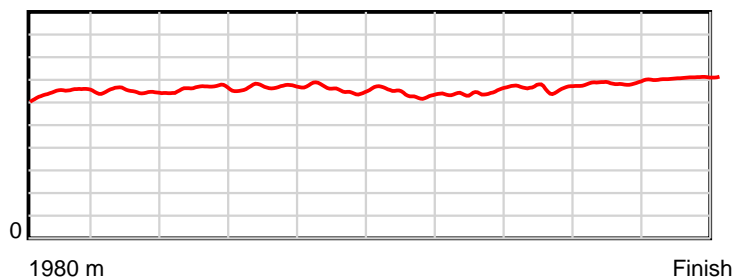


Race Results

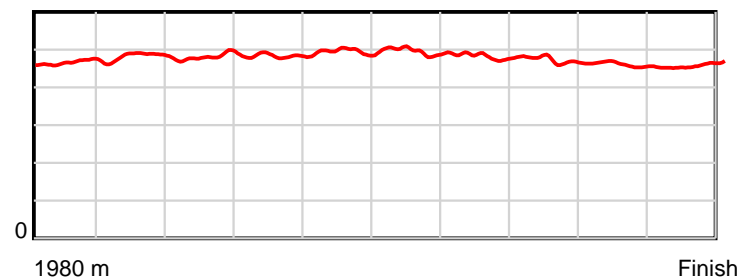
September 29, 2023, Race 3, GEORGE CALVERT SERVICES MOBILE PACE, Distance 1980m, Addington - Survey 1980m

Result	TAB no.	Horse (Barrier)	1980 to	1800m to	1600m to	1400m to	1200m to	1000m to	800m to	600m to	400m to	200m to	Total or	Margin
9th	13	Casino Action (13)	1800m	1600m	1400m	1200m	1000m	800m	600m	400m	200m	WP	Average	
		Position in running (margin)	-	10(8.9)	9(8.8)	9(8.3)	9(8.4)	10(9.3)	11(9.4)	13(9.0)	13(8.9)	12(9.9)		4.20
		Sectional time (s)	13.62	15.33	14.86	14.37	15.31	15.76	14.94	14.62	13.94	12.82		
		Cumulative time (s)	145.57	131.95	116.62	101.76	87.39	72.08	56.32	41.38	26.76	12.82	2:25.57	
		Speed (m/s)	13.22	13.05	13.46	13.92	13.06	12.69	13.39	13.68	14.35	15.60	13.60	
		Stride length (m)	6.47	6.29	6.48	6.72	6.47	6.29	6.44	6.45	6.60	7.17	6.53	
		Stride duration (s)	0.467	0.482	0.481	0.483	0.495	0.496	0.481	0.472	0.460	0.460	0.480	
		Stride efficiency (%)	65.39	61.81	65.58	70.57	65.34	61.85	64.89	65.03	67.99	80.29	66.62	
		Stride count	27.83	31.80	30.87	29.76	30.93	31.79	31.04	31.00	30.32	27.90	303.24	

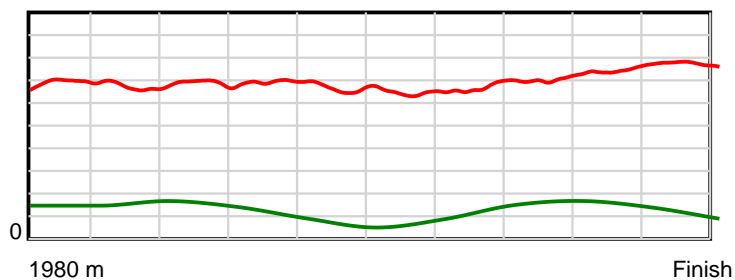
10 m Stride length



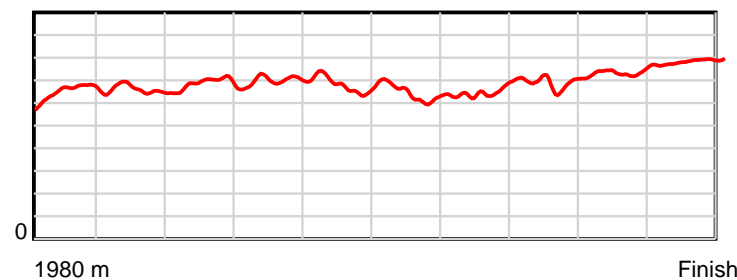
0.6 s Stride duration



20 m/sec Speed



100 % Stride efficiency



Note: Horizontal distance axis grid lines are 200m furlongs.

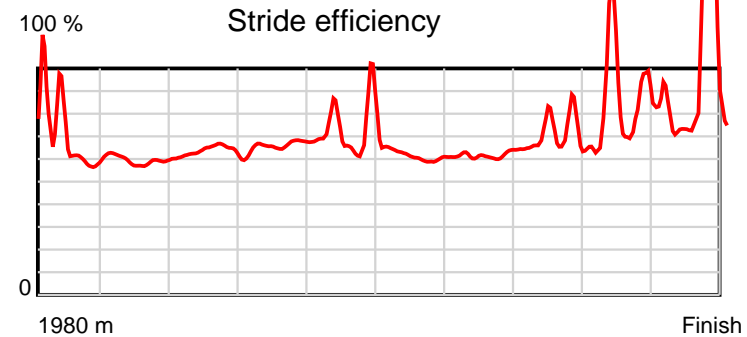
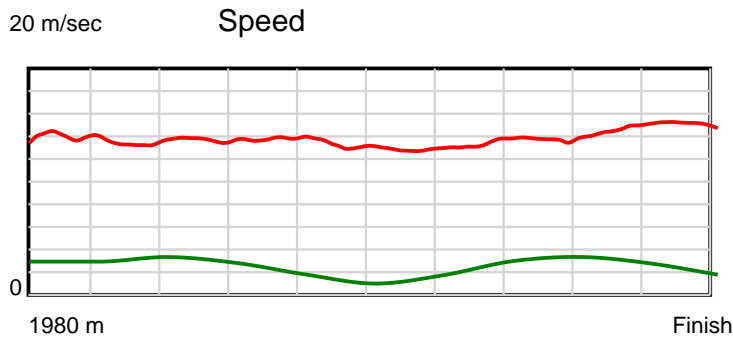
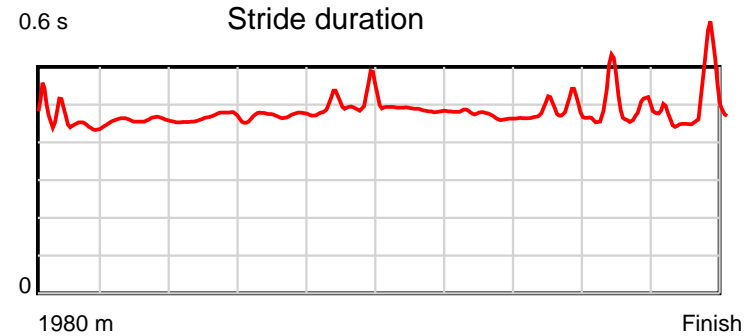
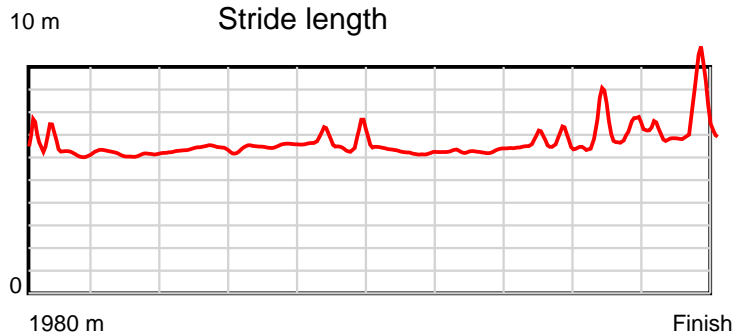
Disclaimer.

HRNZ and NZMTC and Thoroughbred Ratings Pty Ltd accepts no responsibility for the completeness or accuracy of any of the information contained herein, and makes no representations about its suitability for any particular purpose. Users should make their own judgements about those matters and/or seek independent advice. You assume all risks associated with use of the data provided on this page.

Race Results

September 29, 2023, Race 3, GEORGE CALVERT SERVICES MOBILE PACE, Distance 1980m, Addington - Survey 1980m

Result	TAB no.	Horse (Barrier)	1980 to	1800m to	1600m to	1400m to	1200m to	1000m to	800m to	600m to	400m to	200m to	Total or	Margin
10th	4	Adesanya (4)	1800m	1600m	1400m	1200m	1000m	800m	600m	400m	200m	WP	Average	
		Position in running (margin)	-	4(4.6)	4(4.3)	6(4.1)	6(4.7)	6(5.2)	6(5.4)	8(5.1)	10(6.6)	11(8.6)		5.00
		Sectional time (s)	12.74	15.28	14.93	14.44	15.25	15.78	14.97	14.87	14.12	13.33		
		Cumulative time (s)	145.71	132.97	117.69	102.76	88.32	73.07	57.29	42.32	27.45	13.33	2:25.71	
		Speed (m/s)	14.13	13.09	13.40	13.85	13.11	12.67	13.36	13.45	14.16	15.00	13.59	
		Stride length (m)	6.24	6.01	6.22	6.54	6.52	6.17	6.30	6.48	6.94	7.24	6.45	
		Stride duration (s)	0.443	0.459	0.465	0.472	0.498	0.487	0.471	0.482	0.490	0.483	0.475	
		Stride efficiency (%)	60.77	56.49	60.55	66.85	66.52	59.48	62.01	65.63	75.19	81.96	65.01	
		Stride count	28.86	33.27	32.13	30.58	30.65	32.42	31.75	30.86	28.83	27.62	306.97	



Note: Horizontal distance axis grid lines are 200m furlongs.

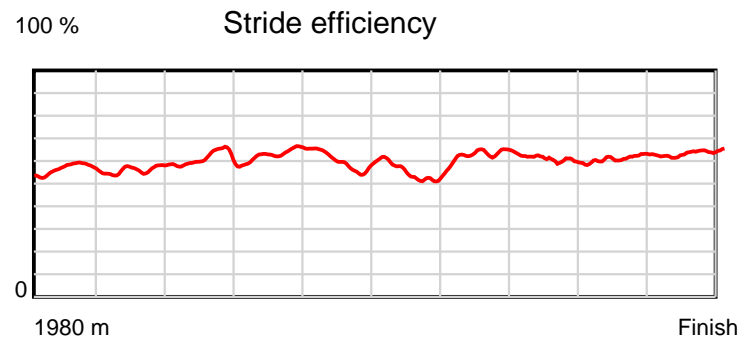
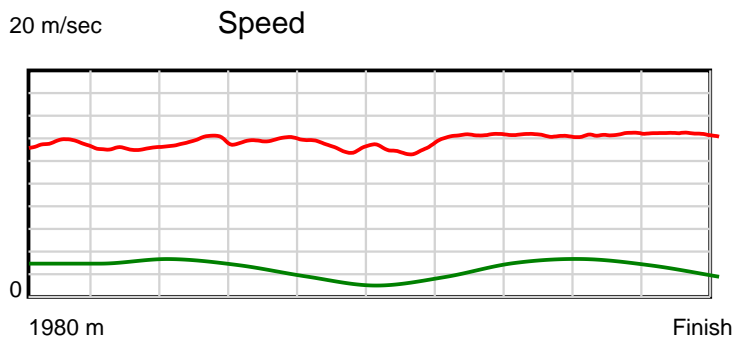
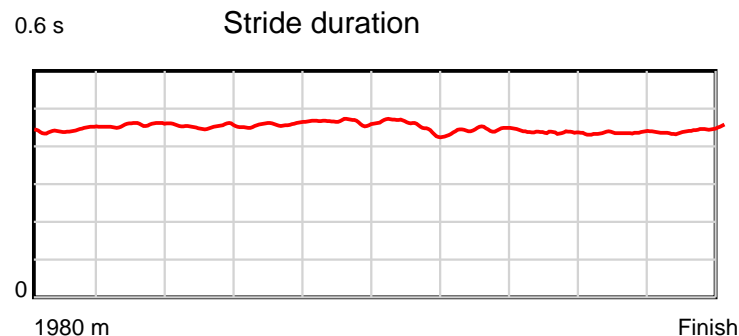
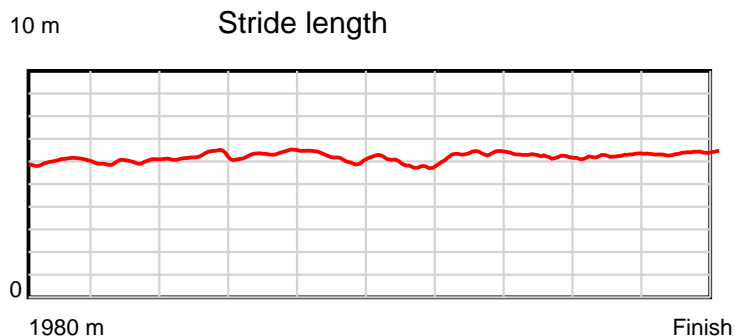
Disclaimer.

HRNZ and NZMTC and Thoroughbred Ratings Pty Ltd accepts no responsibility for the completeness or accuracy of any of the information contained herein, and makes no representations about its suitability for any particular purpose. Users should make their own judgements about those matters and/or seek independent advice. You assume all risks associated with use of the data provided on this page.

Race Results

September 29, 2023, Race 3, GEORGE CALVERT SERVICES MOBILE PACE, Distance 1980m, Addington - Survey 1980m

Result	TAB no.	Horse (Barrier)	1980 to	1800m to	1600m to	1400m to	1200m to	1000m to	800m to	600m to	400m to	200m to	Total or	Margin
11th	6	Outamyway (6)	1800m	1600m	1400m	1200m	1000m	800m	600m	400m	200m	WP	Average	
		Position in running (margin)	-	9(8.7)	10(10.4)	10(9.7)	11(10.1)	11(11.2)	12(10.2)	6(4.4)	6(3.5)	8(6.7)		6.60
		Sectional time (s)	13.25	15.63	14.83	14.42	15.35	15.57	14.05	14.49	14.31	14.08		
		Cumulative time (s)	145.98	132.73	117.10	102.27	87.85	72.50	56.93	42.88	28.39	14.08	2:25.98	
		Speed (m/s)	13.59	12.80	13.49	13.87	13.03	12.85	14.23	13.80	13.98	14.20	13.56	
		Stride length (m)	6.01	5.85	6.11	6.36	6.06	5.81	6.34	6.02	6.10	6.31	6.09	
		Stride duration (s)	0.443	0.457	0.453	0.458	0.465	0.452	0.445	0.436	0.436	0.444	0.449	
		Stride efficiency (%)	56.46	53.43	58.34	63.15	57.31	52.75	62.74	56.56	58.14	62.15	57.97	
		Stride count	29.95	34.20	32.73	31.46	33.03	34.42	31.56	33.24	32.79	31.71	325.09	



Note: Horizontal distance axis grid lines are 200m furlongs.

Disclaimer.

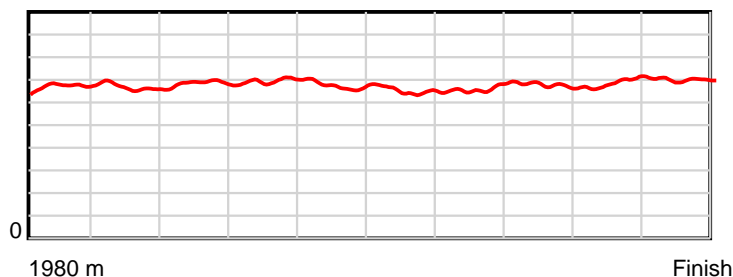
HRNZ and NZMTC and Thoroughbred Ratings Pty Ltd accepts no responsibility for the completeness or accuracy of any of the information contained herein, and makes no representations about its suitability for any particular purpose. Users should make their own judgements about those matters and/or seek independent advice. You assume all risks associated with use of the data provided on this page.

Race Results

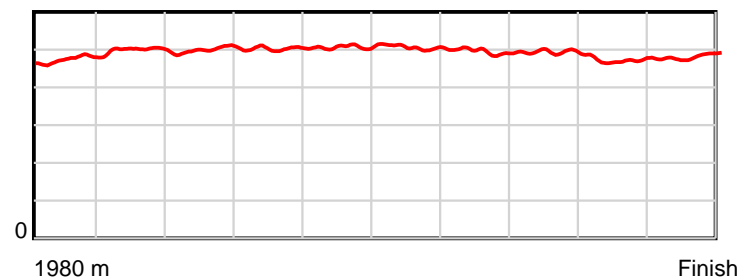
September 29, 2023, Race 3, GEORGE CALVERT SERVICES MOBILE PACE, Distance 1980m, Addington - Survey 1980m

Result	TAB no.	Horse (Barrier)	1980 to	1800m to	1600m to	1400m to	1200m to	1000m to	800m to	600m to	400m to	200m to	Total or	Margin
12th	11	Reggie Golight... (11)	1800m	1600m	1400m	1200m	1000m	800m	600m	400m	200m	WP	Average	
		Position in running (margin)	-	7(6.8)	7(6.6)	7(6.0)	8(6.5)	8(7.2)	9(7.2)	11(6.9)	12(8.3)	13(10.0)		9.60
		Sectional time (s)	13.08	15.30	14.85	14.44	15.29	15.74	14.97	14.85	14.06	13.93		
		Cumulative time (s)	146.51	133.43	118.13	103.28	88.84	73.55	57.81	42.84	27.99	13.93	2:26.51	
		Speed (m/s)	13.76	13.07	13.47	13.85	13.08	12.71	13.36	13.47	14.22	14.36	13.51	
		Stride length (m)	6.71	6.54	6.73	6.96	6.63	6.42	6.62	6.64	6.70	6.94	6.68	
		Stride duration (s)	0.474	0.500	0.500	0.502	0.507	0.505	0.495	0.493	0.471	0.483	0.495	
		Stride efficiency (%)	70.42	66.78	70.79	75.62	68.75	64.33	68.42	68.86	70.22	75.26	69.83	
		Stride count	26.81	30.59	29.71	28.75	30.15	31.17	30.22	30.13	29.84	28.82	296.19	

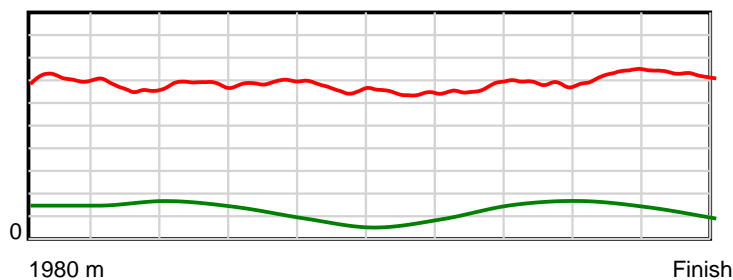
10 m Stride length



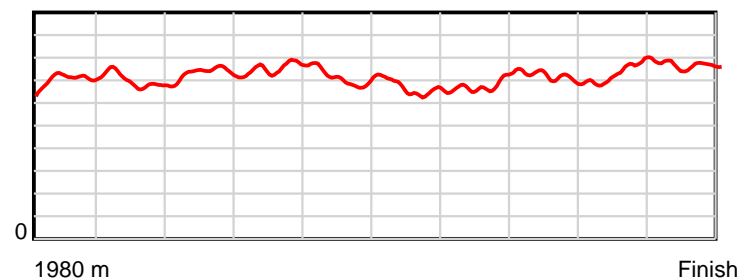
0.6 s Stride duration



20 m/sec Speed



100 % Stride efficiency



Note: Horizontal distance axis grid lines are 200m furlongs.

Disclaimer.

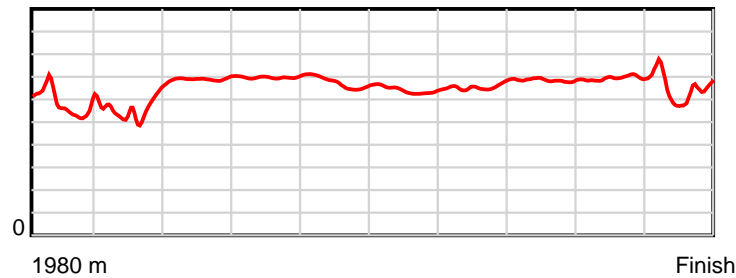
HRNZ and NZMTC and Thoroughbred Ratings Pty Ltd accepts no responsibility for the completeness or accuracy of any of the information contained herein, and makes no representations about its suitability for any particular purpose. Users should make their own judgements about those matters and/or seek independent advice. You assume all risks associated with use of the data provided on this page.

Race Results

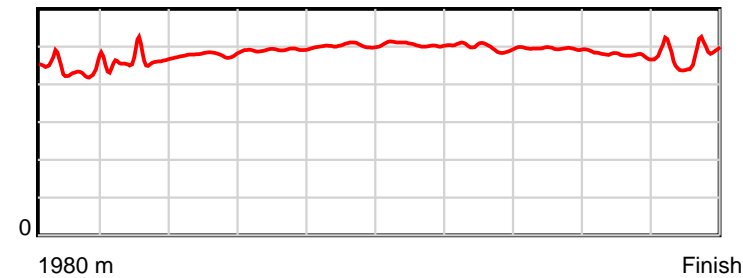
September 29, 2023, Race 3, GEORGE CALVERT SERVICES MOBILE PACE, Distance 1980m, Addington - Survey 1980m

Result	TAB no.	Horse (Barrier)	1980 to	1800m to	1600m to	1400m to	1200m to	1000m to	800m to	600m to	400m to	200m to	Total or	Margin
13th	2	Dance With The... (2)	1800m	1600m	1400m	1200m	1000m	800m	600m	400m	200m	WP	Average	
		Position in running (margin)	-	11(9.4)	13(16.7)	11(10.4)	10(8.6)	9(7.7)	10(7.5)	12(8.0)	11(6.9)	10(7.3)		12.20
		Sectional time (s)	13.68	16.57	13.90	14.04	15.01	15.72	15.10	14.45	13.85	14.65		
		Cumulative time (s)	146.97	133.29	116.72	102.82	88.78	73.77	58.05	42.95	28.50	14.65	2:26.97	
		Speed (m/s)	13.16	12.07	14.39	14.25	13.32	12.72	13.25	13.84	14.44	13.65	13.47	
		Stride length (m)	5.82	5.52	6.90	7.00	6.70	6.43	6.61	6.85	6.89	6.48	6.49	
		Stride duration (s)	0.439	0.458	0.479	0.492	0.503	0.506	0.499	0.495	0.477	0.474	0.482	
		Stride efficiency (%)	52.97	47.67	74.39	76.64	70.13	64.69	68.22	73.22	74.18	65.53	65.84	
		Stride count	30.92	36.21	28.99	28.56	29.86	31.09	30.27	29.22	29.03	30.88	305.03	

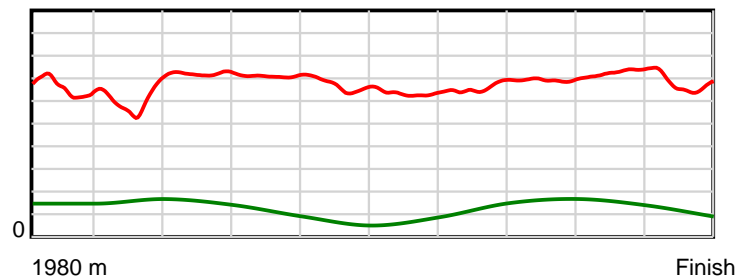
10 m Stride length



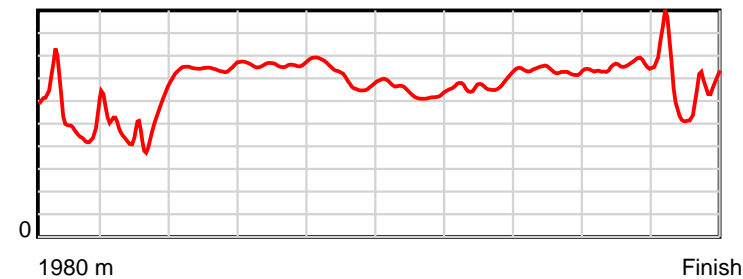
0.6 s Stride duration



20 m/sec Speed



100 % Stride efficiency



Note: Horizontal distance axis grid lines are 200m furlongs.

Disclaimer.

HRNZ and NZMTC and Thoroughbred Ratings Pty Ltd accepts no responsibility for the completeness or accuracy of any of the information contained herein, and makes no representations about its suitability for any particular purpose. Users should make their own judgements about those matters and/or seek independent advice. You assume all risks associated with use of the data provided on this page.



Race Results



September 29, 2023, Race 4, THE VALLEY INN TAVERN HANDICAP TROT, Distance 2600m, Addington - Survey 3200m

Result	TAB no.	Horse (Barrier)	2600 to	2400m to
1st	11	Greenbank Don (4)	2400m	2200m
		Position in running (margin)	-	4(2.8)
		Sectional time (s)	17.21	15.21
		Cumulative time (s)	199.91	182.70
		Speed (m/s)	11.62	13.15
		Stride length (m)	6.03	6.38
		Stride duration (s)	0.468	0.485
		Stride efficiency (%)	56.78	63.57
		Stride count	33.18	31.36

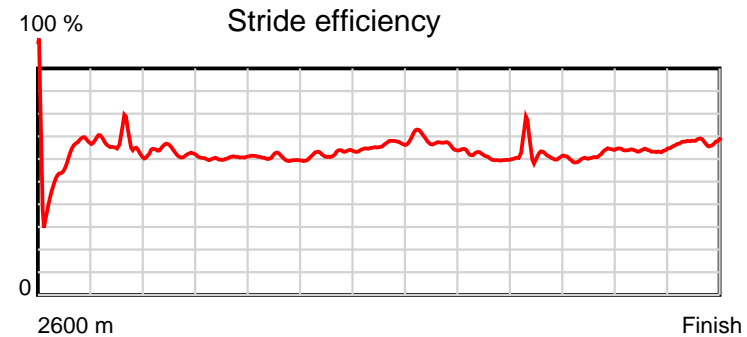
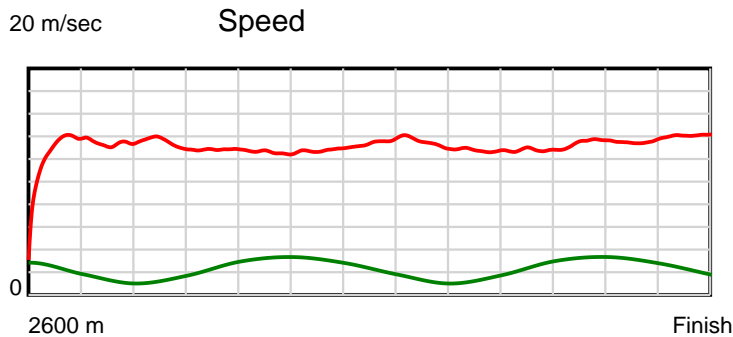
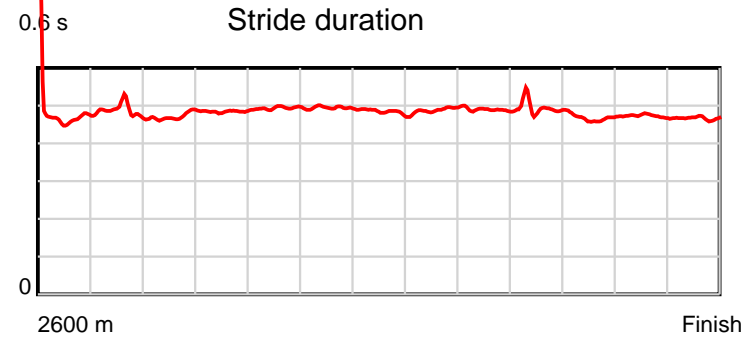
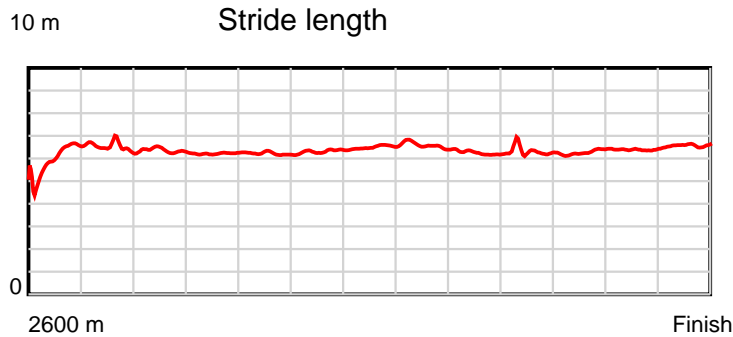
Disclaimer.

HRNZ and NZMTC and Thoroughbred Ratings Pty Ltd accepts no responsibility for the completeness or accuracy of any of the information contained herein, and makes no representations about its suitability for any particular purpose. Users should make their own judgements about those matters and/or seek independent advice. You assume all risks associated with use of the data provided on this page.

Race Results

September 29, 2023, Race 4, THE VALLEY INN TAVERN HANDICAP TROT, Distance 2600m, Addington - Survey 3200m

Result	TAB no.	Horse (Barrier)	2200m to	2000m to	1800m to	1600m to	1400m to	1200m to	1000m to	800m to	600m to	400m to	200m to	Total or	Margin
1st	11	Greenbank Don (4)	2000m	1800m	1600m	1400m	1200m	1000m	800m	600m	400m	200m	WP	Average	
		Position in running (margin)	2(1.0)	1(0.0)	1(0.0)	1(0.0)	1(0.0)	1(0.0)	1(0.0)	1(0.0)	1(0.0)	1(0.0)	1(0.0)		0.00
		Sectional time (s)	14.94	15.60	16.01	15.80	14.80	14.86	15.58	15.67	14.98	14.89	14.36		
		Cumulative time (s)	167.49	152.55	136.95	120.94	105.14	90.34	75.48	59.90	44.23	29.25	14.36	3:19.91	
		Speed (m/s)	13.39	12.82	12.49	12.66	13.51	13.46	12.84	12.76	13.35	13.43	13.93	13.01	
		Stride length (m)	6.32	6.21	6.17	6.26	6.53	6.59	6.28	6.28	6.23	6.34	6.51	6.31	
		Stride duration (s)	0.472	0.484	0.494	0.494	0.483	0.489	0.489	0.492	0.467	0.472	0.467	0.485	
		Stride efficiency (%)	62.32	60.26	59.43	61.14	66.70	67.79	61.54	61.64	60.72	62.74	66.19	62.26	
		Stride count	31.67	32.21	32.43	31.97	30.61	30.37	31.87	31.85	32.09	31.56	30.73	411.90	



Note: Horizontal distance axis grid lines are 200m furlongs.

Disclaimer.

HRNZ and NZMTC and Thoroughbred Ratings Pty Ltd accepts no responsibility for the completeness or accuracy of any of the information contained herein, and makes no representations about its suitability for any particular purpose. Users should make their own judgements about those matters and/or seek independent advice. You assume all risks associated with use of the data provided on this page.



Race Results



September 29, 2023, Race 4, THE VALLEY INN TAVERN HANDICAP TROT, Distance 2600m, Addington - Survey 3200m

Result	TAB no.	Horse (Barrier)	2600 to	2400m to
2nd	14	Helloveamoment (9)	2400m	2200m
		Position in running (margin)	-	8(6.2)
		Sectional time (s)	17.92	15.98
		Cumulative time (s)	200.08	182.16
		Speed (m/s)	11.16	12.52
		Stride length (m)	6.24	6.46
		Stride duration (s)	0.492	0.516
		Stride efficiency (%)	60.93	65.19
		Stride count	32.03	30.97

Disclaimer.

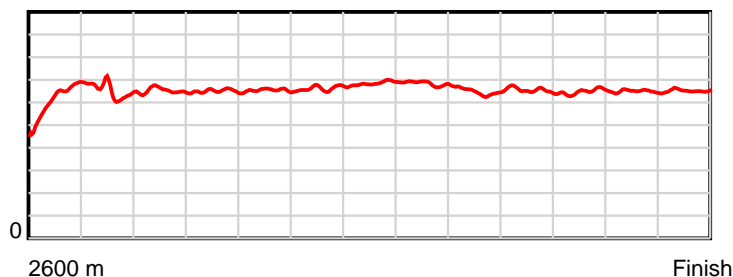
HRNZ and NZMTC and Thoroughbred Ratings Pty Ltd accepts no responsibility for the completeness or accuracy of any of the information contained herein, and makes no representations about its suitability for any particular purpose. Users should make their own judgements about those matters and/or seek independent advice. You assume all risks associated with use of the data provided on this page.

Race Results

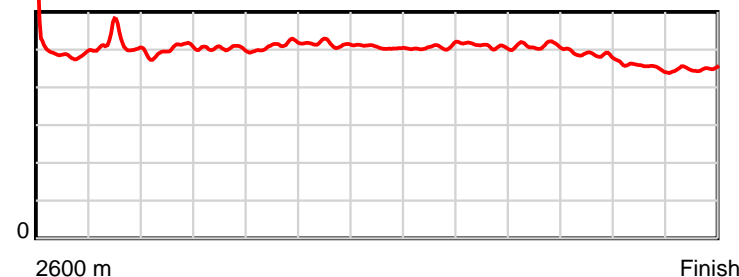
September 29, 2023, Race 4, THE VALLEY INN TAVERN HANDICAP TROT, Distance 2600m, Addington - Survey 3200m

Result	TAB no.	Horse (Barrier)	2200m to	2000m to	1800m to	1600m to	1400m to	1200m to	1000m to	800m to	600m to	400m to	200m to	Total or	Margin
2nd	14	Helloveamoment (9)	2000m	1800m	1600m	1400m	1200m	1000m	800m	600m	400m	200m	WP	Average	
		Position in running (margin)	8(9.1)	8(10.0)	8(9.4)	7(8.3)	8(7.9)	9(8.0)	9(8.0)	9(8.1)	9(7.7)	7(8.8)	5(4.1)		1.00
		Sectional time (s)	15.27	15.51	15.81	15.74	14.81	14.86	15.59	15.60	15.16	14.11	13.72		
		Cumulative time (s)	166.18	150.91	135.40	119.59	103.85	89.04	74.18	58.59	42.99	27.83	13.72	3:20.08	
		Speed (m/s)	13.10	12.89	12.65	12.71	13.50	13.46	12.83	12.82	13.19	14.17	14.58	13.00	
		Stride length (m)	6.53	6.49	6.46	6.54	6.84	6.83	6.53	6.54	6.42	6.43	6.55	6.52	
		Stride duration (s)	0.499	0.503	0.510	0.515	0.506	0.507	0.509	0.510	0.487	0.454	0.450	0.502	
		Stride efficiency (%)	66.63	65.82	65.14	66.88	73.04	72.83	66.60	66.94	64.46	64.64	67.11	66.52	
		Stride count	30.63	30.82	30.98	30.57	29.25	29.30	30.64	30.56	31.14	31.10	30.52	398.51	

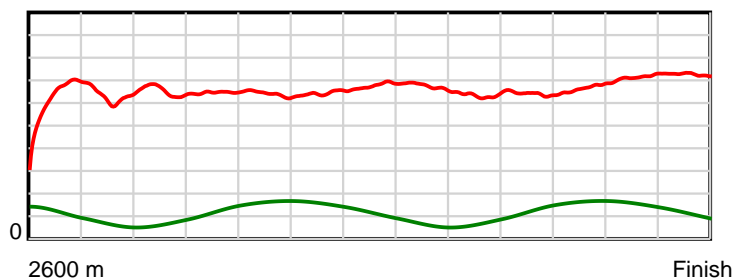
10 m Stride length



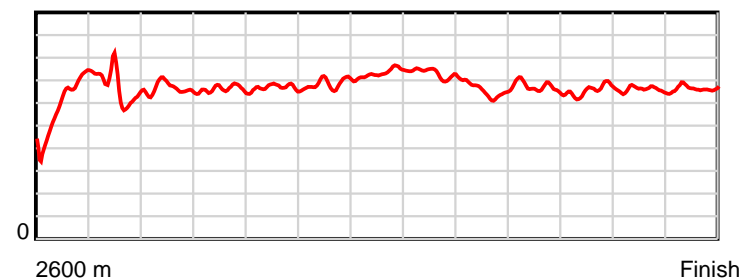
0.6 s Stride duration



20 m/sec Speed



100 % Stride efficiency



Note: Horizontal distance axis grid lines are 200m furlongs.

Disclaimer.

HRNZ and NZMTC and Thoroughbred Ratings Pty Ltd accepts no responsibility for the completeness or accuracy of any of the information contained herein, and makes no representations about its suitability for any particular purpose. Users should make their own judgements about those matters and/or seek independent advice. You assume all risks associated with use of the data provided on this page.



Race Results



September 29, 2023, Race 4, THE VALLEY INN TAVERN HANDICAP TROT, Distance 2600m, Addington - Survey 3200m

Result	TAB no.	Horse (Barrier)	2600 to	2400m to
3rd	12	One Over Da Li... (6)	2400m	2200m
		Position in running (margin)	-	2(1.3)
		Sectional time (s)	16.96	15.28
		Cumulative time (s)	200.17	183.21
		Speed (m/s)	11.79	13.09
		Stride length (m)	6.05	5.96
		Stride duration (s)	0.463	0.455
		Stride efficiency (%)	57.24	55.50
		Stride count	33.05	33.56

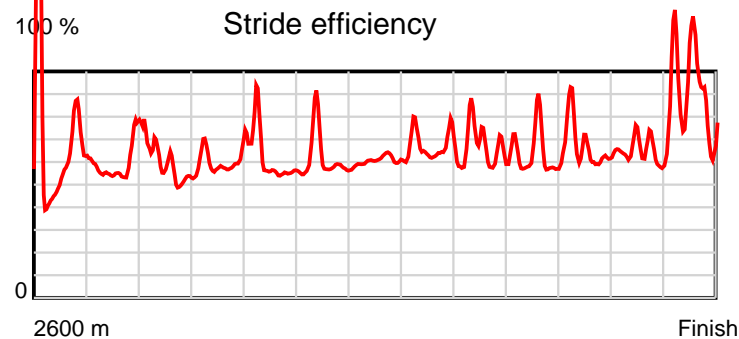
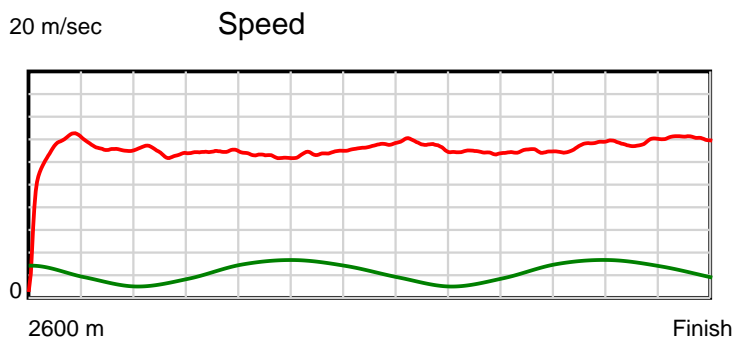
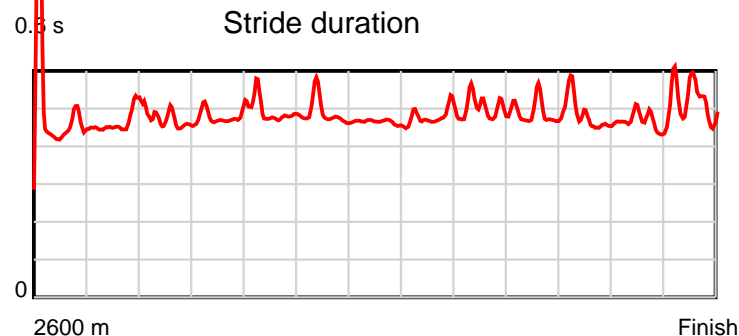
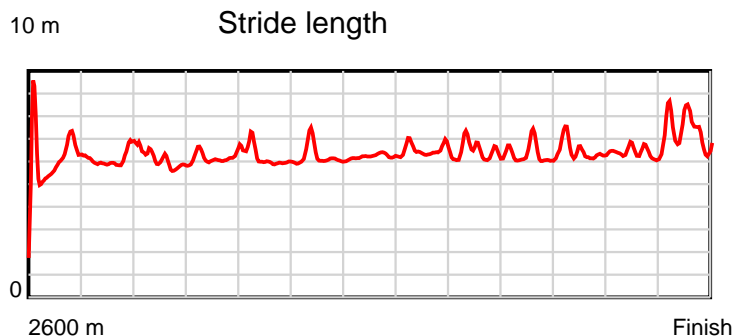
Disclaimer.

HRNZ and NZMTC and Thoroughbred Ratings Pty Ltd accepts no responsibility for the completeness or accuracy of any of the information contained herein, and makes no representations about its suitability for any particular purpose. Users should make their own judgements about those matters and/or seek independent advice. You assume all risks associated with use of the data provided on this page.

Race Results

September 29, 2023, Race 4, THE VALLEY INN TAVERN HANDICAP TROT, Distance 2600m, Addington - Survey 3200m

Result	TAB no.	Horse (Barrier)	2200m to	2000m to	1800m to	1600m to	1400m to	1200m to	1000m to	800m to	600m to	400m to	200m to	Total or	Margin
3rd	12	One Over Da Li... (6)	2000m	1800m	1600m	1400m	1200m	1000m	800m	600m	400m	200m	WP	Average	
		Position in running (margin)	1(0.0)	2(2.0)	2(1.9)	2(2.1)	2(2.4)	3(1.9)	2(2.0)	2(2.0)	2(1.7)	2(2.8)	2(2.0)		1.50
		Sectional time (s)	15.45	15.58	16.04	15.85	14.72	14.88	15.56	15.64	15.15	14.77	14.29		
		Cumulative time (s)	167.93	152.48	136.90	120.86	105.01	90.29	75.41	59.85	44.21	29.06	14.29	3:20.17	
		Speed (m/s)	12.94	12.84	12.47	12.62	13.59	13.44	12.85	12.79	13.20	13.54	14.00	12.99	
		Stride length (m)	5.96	6.15	6.01	6.12	6.30	6.41	6.35	6.21	6.27	6.29	7.06	6.23	
		Stride duration (s)	0.461	0.479	0.482	0.485	0.464	0.477	0.494	0.486	0.475	0.464	0.504	0.480	
		Stride efficiency (%)	55.56	59.13	56.45	58.58	62.01	64.19	62.94	60.34	61.38	61.73	77.79	60.65	
		Stride count	33.54	32.51	33.28	32.67	31.75	31.21	31.51	32.19	31.91	31.82	28.35	417.35	



Note: Horizontal distance axis grid lines are 200m furlongs.

Disclaimer.

HRNZ and NZMTC and Thoroughbred Ratings Pty Ltd accepts no responsibility for the completeness or accuracy of any of the information contained herein, and makes no representations about its suitability for any particular purpose. Users should make their own judgements about those matters and/or seek independent advice. You assume all risks associated with use of the data provided on this page.



Race Results



September 29, 2023, Race 4, THE VALLEY INN TAVERN HANDICAP TROT, Distance 2600m, Addington - Survey 3200m

Result	TAB no.	Horse (Barrier)	2600 to	2400m to
4th	1	What The Bell (3)	2400m	2200m
		Position in running (margin)	-	5(4.2)
		Sectional time (s)	17.36	15.89
		Cumulative time (s)	200.20	182.84
		Speed (m/s)	11.52	12.59
		Stride length (m)	5.45	5.75
		Stride duration (s)	0.441	0.457
		Stride efficiency (%)	46.34	51.73
		Stride count	36.73	34.76

Disclaimer.

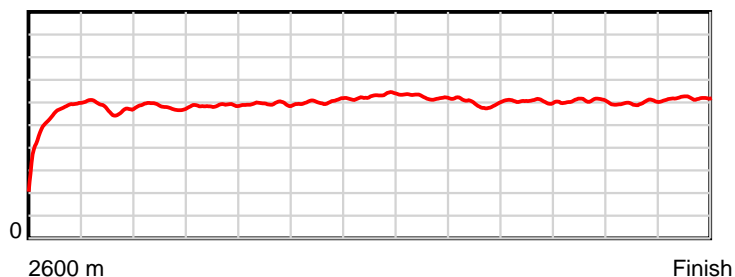
HRNZ and NZMTC and Thoroughbred Ratings Pty Ltd accepts no responsibility for the completeness or accuracy of any of the information contained herein, and makes no representations about its suitability for any particular purpose. Users should make their own judgements about those matters and/or seek independent advice. You assume all risks associated with use of the data provided on this page.

Race Results

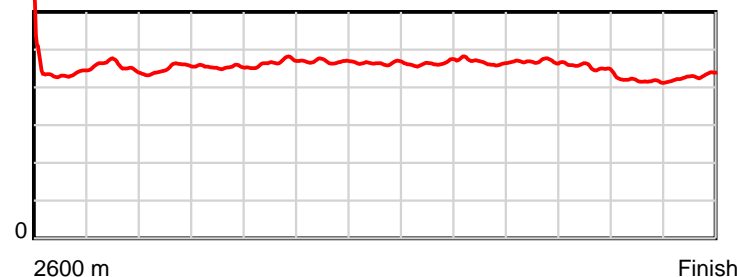
September 29, 2023, Race 4, THE VALLEY INN TAVERN HANDICAP TROT, Distance 2600m, Addington - Survey 3200m

Result	TAB no.	Horse (Barrier)	2200m to	2000m to	1800m to	1600m to	1400m to	1200m to	1000m to	800m to	600m to	400m to	200m to	Total or	Margin
4th	1	What The Bell (3)	2000m	1800m	1600m	1400m	1200m	1000m	800m	600m	400m	200m	WP	Average	
		Position in running (margin)	6(6.5)	6(7.7)	6(7.4)	5(6.2)	6(6.0)	7(6.3)	7(6.3)	7(6.1)	7(5.6)	4(6.8)	4(3.5)		1.70
		Sectional time (s)	15.31	15.56	15.81	15.76	14.84	14.87	15.55	15.59	15.18	14.35	14.13		
		Cumulative time (s)	166.95	151.64	136.08	120.27	104.51	89.67	74.80	59.25	43.66	28.48	14.13	3:20.20	
		Speed (m/s)	13.06	12.85	12.65	12.69	13.48	13.45	12.86	12.83	13.18	13.94	14.15	12.99	
		Stride length (m)	5.87	5.84	5.89	5.95	6.26	6.24	6.01	6.01	5.98	5.82	6.08	5.93	
		Stride duration (s)	0.449	0.454	0.465	0.469	0.464	0.463	0.467	0.469	0.454	0.418	0.430	0.456	
		Stride efficiency (%)	53.83	53.26	54.14	55.34	61.18	60.75	56.49	56.50	55.94	52.95	57.84	54.90	
		Stride count	34.07	34.26	33.98	33.61	31.96	32.08	33.27	33.26	33.43	34.36	32.87	438.64	

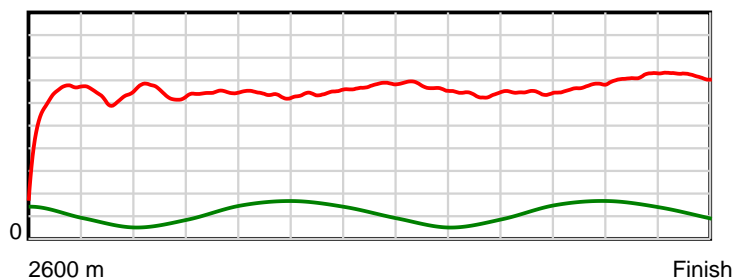
10 m Stride length



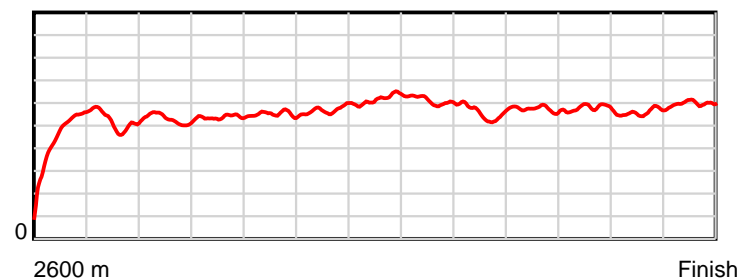
0.6 s Stride duration



20 m/sec Speed



100 % Stride efficiency



Note: Horizontal distance axis grid lines are 200m furlongs.

Disclaimer.

HRNZ and NZMTC and Thoroughbred Ratings Pty Ltd accepts no responsibility for the completeness or accuracy of any of the information contained herein, and makes no representations about its suitability for any particular purpose. Users should make their own judgements about those matters and/or seek independent advice. You assume all risks associated with use of the data provided on this page.



Race Results



September 29, 2023, Race 4, THE VALLEY INN TAVERN HANDICAP TROT, Distance 2600m, Addington - Survey 3200m

Result	TAB no.	Horse (Barrier)	2600 to	2400m to
5th	3	Tedesco (8)	2400m	2200m
		Position in running (margin)	-	3(2.3)
		Sectional time (s)	17.15	15.65
		Cumulative time (s)	200.44	183.29
		Speed (m/s)	11.66	12.78
		Stride length (m)	5.51	5.88
		Stride duration (s)	0.467	0.460
		Stride efficiency (%)	47.37	54.05
		Stride count	36.32	34.01

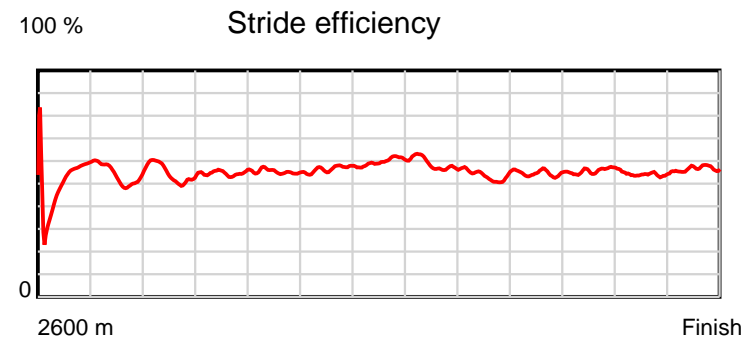
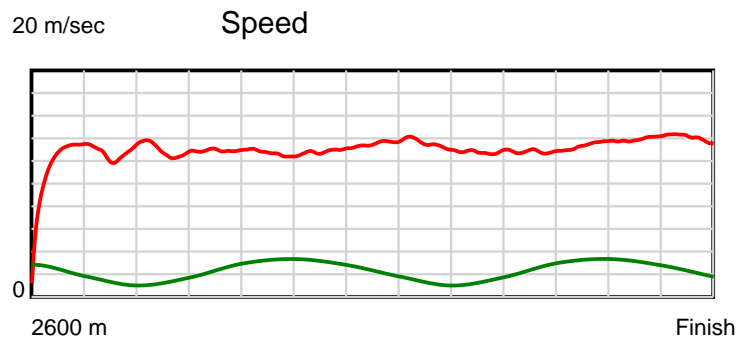
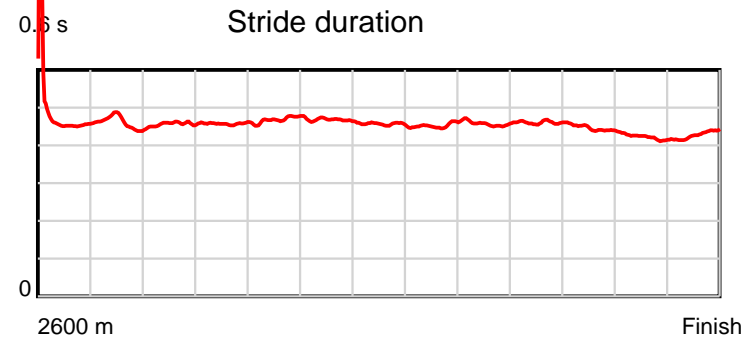
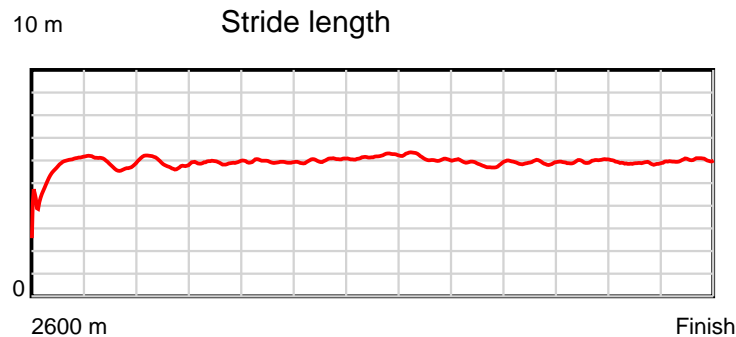
Disclaimer.

HRNZ and NZMTC and Thoroughbred Ratings Pty Ltd accepts no responsibility for the completeness or accuracy of any of the information contained herein, and makes no representations about its suitability for any particular purpose. Users should make their own judgements about those matters and/or seek independent advice. You assume all risks associated with use of the data provided on this page.

Race Results

September 29, 2023, Race 4, THE VALLEY INN TAVERN HANDICAP TROT, Distance 2600m, Addington - Survey 3200m

Result	TAB no.	Horse (Barrier)	2200m to	2000m to	1800m to	1600m to	1400m to	1200m to	1000m to	800m to	600m to	400m to	200m to	Total or	Margin
5th	3	Tedesco (8)	2000m	1800m	1600m	1400m	1200m	1000m	800m	600m	400m	200m	WP	Average	
		Position in running (margin)	4(3.2)	4(5.0)	3(4.4)	3(4.5)	4(4.1)	5(4.2)	5(3.8)	5(3.9)	5(3.7)	3(4.9)	3(3.4)		3.10
		Sectional time (s)	15.42	15.50	16.02	15.72	14.81	14.80	15.59	15.65	15.18	14.65	14.30		
		Cumulative time (s)	167.64	152.22	136.72	120.70	104.98	90.17	75.37	59.78	44.13	28.95	14.30	3:20.44	
		Speed (m/s)	12.97	12.90	12.48	12.72	13.50	13.51	12.83	12.78	13.18	13.65	13.99	12.97	
		Stride length (m)	5.93	5.90	5.85	5.95	6.16	6.12	5.87	5.89	5.87	5.76	6.00	5.89	
		Stride duration (s)	0.457	0.457	0.469	0.467	0.456	0.453	0.458	0.460	0.446	0.422	0.429	0.454	
		Stride efficiency (%)	54.89	54.42	53.44	55.26	59.26	58.56	53.83	54.13	53.87	51.81	56.25	54.28	
		Stride count	33.75	33.89	34.20	33.63	32.48	32.67	34.08	33.98	34.06	34.73	33.34	441.14	



Note: Horizontal distance axis grid lines are 200m furlongs.

Disclaimer.

HRNZ and NZMTC and Thoroughbred Ratings Pty Ltd accepts no responsibility for the completeness or accuracy of any of the information contained herein, and makes no representations about its suitability for any particular purpose. Users should make their own judgements about those matters and/or seek independent advice. You assume all risks associated with use of the data provided on this page.



Race Results



September 29, 2023, Race 4, THE VALLEY INN TAVERN HANDICAP TROT, Distance 2600m, Addington - Survey 3200m

Result	TAB no.	Horse (Barrier)	2600 to	2400m to
6th	5	Lookslikeatrix... (12)	2400m	2200m
		Position in running (margin)	-	9(7.8)
		Sectional time (s)	18.02	15.36
		Cumulative time (s)	200.62	182.60
		Speed (m/s)	11.10	13.02
		Stride length (m)	5.37	6.05
		Stride duration (s)	0.462	0.465
		Stride efficiency (%)	45.00	57.26
		Stride count	37.27	33.04

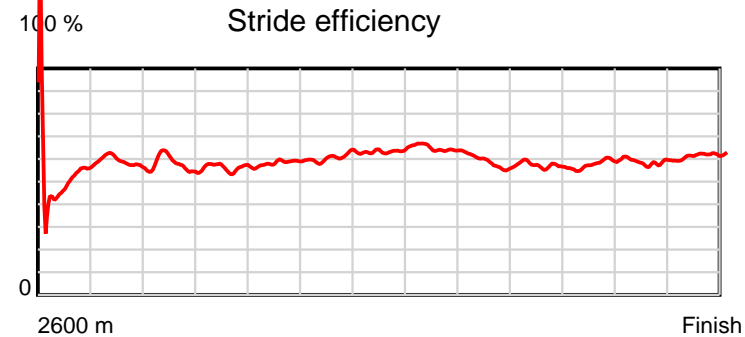
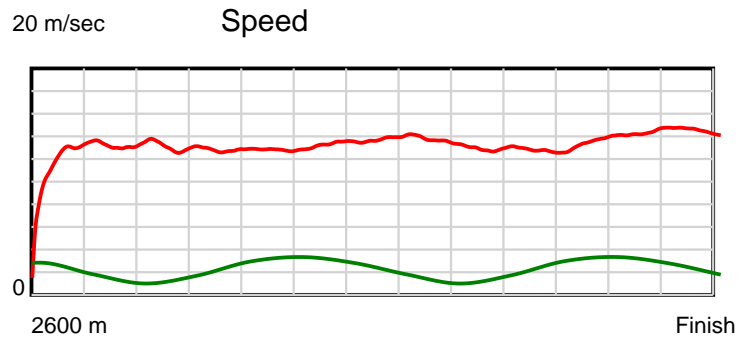
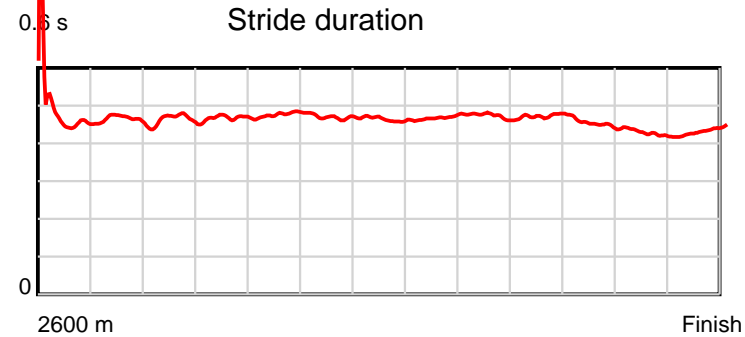
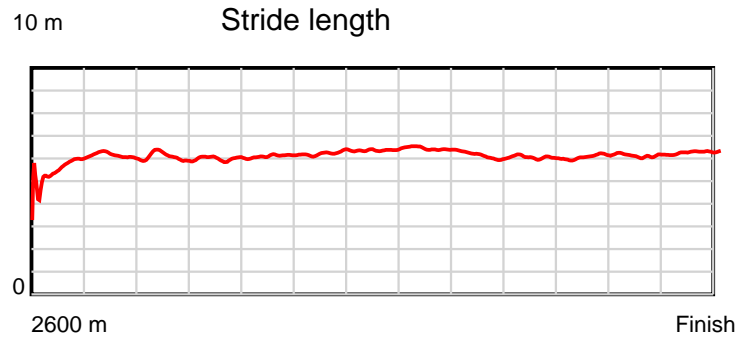
Disclaimer.

HRNZ and NZMTC and Thoroughbred Ratings Pty Ltd accepts no responsibility for the completeness or accuracy of any of the information contained herein, and makes no representations about its suitability for any particular purpose. Users should make their own judgements about those matters and/or seek independent advice. You assume all risks associated with use of the data provided on this page.

Race Results

September 29, 2023, Race 4, THE VALLEY INN TAVERN HANDICAP TROT, Distance 2600m, Addington - Survey 3200m

Result	TAB no.	Horse (Barrier)	2200m to	2000m to	1800m to	1600m to	1400m to	1200m to	1000m to	800m to	600m to	400m to	200m to	Total or	Margin
6th	5	Looklikeatrix... (12)	2000m	1800m	1600m	1400m	1200m	1000m	800m	600m	400m	200m	WP	Average	
		Position in running (margin)	7(7.0)	7(8.3)	7(8.7)	8(8.8)	7(7.1)	6(5.7)	6(5.0)	6(5.5)	6(5.2)	6(8.7)	6(7.0)		4.00
		Sectional time (s)	15.34	15.65	16.03	15.51	14.58	14.74	15.66	15.61	15.56	14.63	13.93		
		Cumulative time (s)	167.24	151.90	136.25	120.22	104.71	90.13	75.39	59.73	44.12	28.56	13.93	3:20.62	
		Speed (m/s)	13.04	12.78	12.48	12.89	13.72	13.57	12.77	12.81	12.85	13.67	14.36	12.96	
		Stride length (m)	6.03	5.98	5.94	6.06	6.37	6.35	6.03	6.06	5.80	5.82	6.24	6.00	
		Stride duration (s)	0.463	0.468	0.476	0.470	0.464	0.468	0.472	0.473	0.451	0.426	0.434	0.463	
		Stride efficiency (%)	56.83	55.81	55.08	57.34	63.34	63.04	56.82	57.39	52.59	52.99	60.81	56.19	
		Stride count	33.16	33.47	33.69	33.02	31.41	31.49	33.17	33.00	34.47	34.35	32.06	433.60	



Note: Horizontal distance axis grid lines are 200m furlongs.

Disclaimer.

HRNZ and NZMTC and Thoroughbred Ratings Pty Ltd accepts no responsibility for the completeness or accuracy of any of the information contained herein, and makes no representations about its suitability for any particular purpose. Users should make their own judgements about those matters and/or seek independent advice. You assume all risks associated with use of the data provided on this page.



Race Results



September 29, 2023, Race 4, THE VALLEY INN TAVERN HANDICAP TROT, Distance 2600m, Addington - Survey 3200m

Result	TAB no.	Horse (Barrier)	2600 to	2400m to
7th	7	Aiguille (15)	2400m	2200m
		Position in running (margin)	-	11(10.0)
		Sectional time (s)	18.31	15.70
		Cumulative time (s)	200.96	182.65
		Speed (m/s)	10.93	12.74
		Stride length (m)	5.64	5.97
		Stride duration (s)	0.492	0.469
		Stride efficiency (%)	49.74	55.66
		Stride count	35.45	33.51

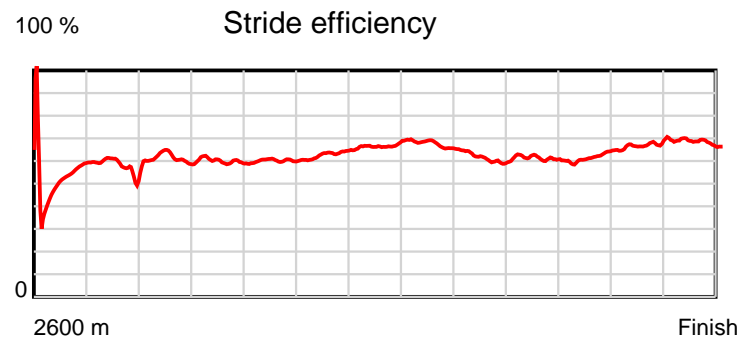
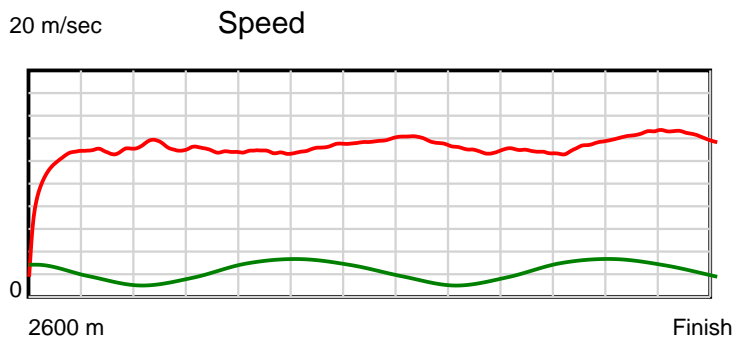
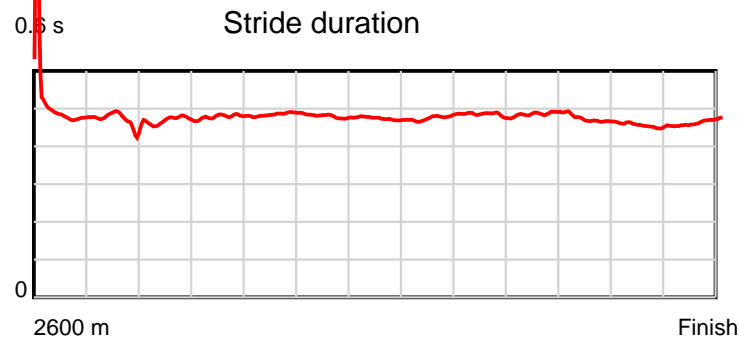
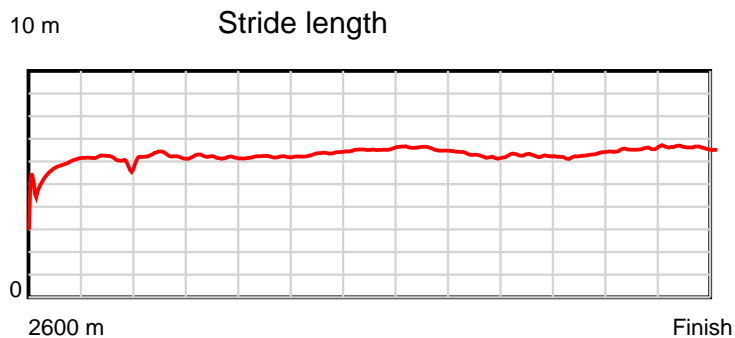
Disclaimer.

HRNZ and NZMTC and Thoroughbred Ratings Pty Ltd accepts no responsibility for the completeness or accuracy of any of the information contained herein, and makes no representations about its suitability for any particular purpose. Users should make their own judgements about those matters and/or seek independent advice. You assume all risks associated with use of the data provided on this page.

Race Results

September 29, 2023, Race 4, THE VALLEY INN TAVERN HANDICAP TROT, Distance 2600m, Addington - Survey 3200m

Result	TAB no.	Horse (Barrier)	2200m to	2000m to	1800m to	1600m to	1400m to	1200m to	1000m to	800m to	600m to	400m to	200m to	Total or	Margin
7th	7	Aiguille (15)	2000m	1800m	1600m	1400m	1200m	1000m	800m	600m	400m	200m	WP	Average	
		Position in running (margin)	9(11.2)	9(11.0)	9(10.6)	9(11.0)	9(9.4)	8(7.7)	8(7.2)	8(7.5)	8(7.4)	9(11.1)	7(8.1)		6.00
		Sectional time (s)	15.08	15.53	16.08	15.53	14.51	14.78	15.61	15.67	15.60	14.38	14.18		
		Cumulative time (s)	166.95	151.87	136.34	120.26	104.73	90.22	75.44	59.83	44.16	28.56	14.18	3:20.96	
		Speed (m/s)	13.26	12.88	12.44	12.88	13.78	13.53	12.81	12.76	12.82	13.91	14.10	12.94	
		Stride length (m)	6.22	6.17	6.03	6.18	6.52	6.44	6.20	6.21	6.04	6.32	6.56	6.18	
		Stride duration (s)	0.469	0.479	0.485	0.480	0.473	0.476	0.484	0.487	0.471	0.455	0.465	0.478	
		Stride efficiency (%)	60.46	59.49	56.78	59.62	66.50	64.78	60.02	60.35	57.00	62.43	67.30	59.75	
		Stride count	32.15	32.41	33.18	32.38	30.66	31.06	32.27	32.18	33.11	31.64	30.48	420.48	



Note: Horizontal distance axis grid lines are 200m furlongs.

Disclaimer.

HRNZ and NZMTC and Thoroughbred Ratings Pty Ltd accepts no responsibility for the completeness or accuracy of any of the information contained herein, and makes no representations about its suitability for any particular purpose. Users should make their own judgements about those matters and/or seek independent advice. You assume all risks associated with use of the data provided on this page.



Race Results



September 29, 2023, Race 4, THE VALLEY INN TAVERN HANDICAP TROT, Distance 2600m, Addington - Survey 3200m

Result	TAB no.	Horse (Barrier)	2600 to	2400m to
8th	15	Spells Of Love (11)	2400m	2200m
		Position in running (margin)	-	12(11.2)
		Sectional time (s)	18.52	15.87
		Cumulative time (s)	201.19	182.67
		Speed (m/s)	10.80	12.60
		Stride length (m)	5.97	6.45
		Stride duration (s)	0.492	0.512
		Stride efficiency (%)	55.68	64.94
		Stride count	33.50	31.03

Disclaimer.

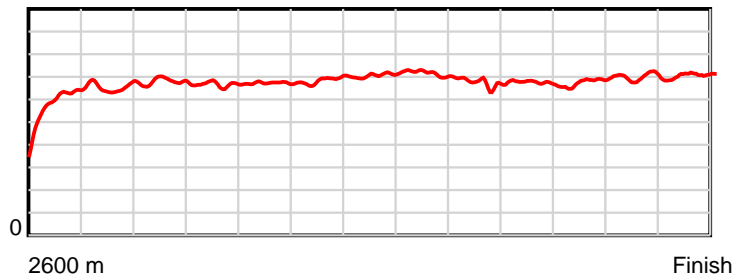
HRNZ and NZMTC and Thoroughbred Ratings Pty Ltd accepts no responsibility for the completeness or accuracy of any of the information contained herein, and makes no representations about its suitability for any particular purpose. Users should make their own judgements about those matters and/or seek independent advice. You assume all risks associated with use of the data provided on this page.

Race Results

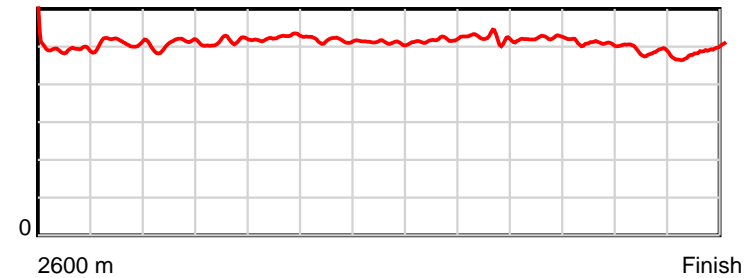
September 29, 2023, Race 4, THE VALLEY INN TAVERN HANDICAP TROT, Distance 2600m, Addington - Survey 3200m

Result	TAB no.	Horse (Barrier)	2200m to	2000m to	1800m to	1600m to	1400m to	1200m to	1000m to	800m to	600m to	400m to	200m to	Total or	Margin
8th	15	Spells Of Love (11)	2000m	1800m	1600m	1400m	1200m	1000m	800m	600m	400m	200m	WP	Average	
		Position in running (margin)	12(13.4)	10(13.2)	10(12.6)	11(12.9)	11(11.4)	10(10.0)	10(9.3)	10(9.7)	10(9.3)	11(12.6)	10(10.2)		7.30
		Sectional time (s)	15.08	15.51	16.05	15.54	14.57	14.73	15.65	15.60	15.53	14.50	14.04		
		Cumulative time (s)	166.80	151.72	136.21	120.16	104.62	90.05	75.32	59.67	44.07	28.54	14.04	3:21.19	
		Speed (m/s)	13.26	12.89	12.46	12.87	13.73	13.58	12.78	12.82	12.88	13.79	14.25	12.92	
		Stride length (m)	6.73	6.62	6.54	6.65	7.01	7.04	6.67	6.70	6.54	6.69	6.98	6.65	
		Stride duration (s)	0.507	0.513	0.524	0.517	0.511	0.519	0.522	0.523	0.508	0.485	0.490	0.515	
		Stride efficiency (%)	70.68	68.52	66.75	69.15	76.75	77.45	69.61	70.20	66.88	69.98	76.13	69.09	
		Stride count	29.74	30.20	30.60	30.07	28.54	28.41	29.97	29.84	30.57	29.89	28.65	391.01	

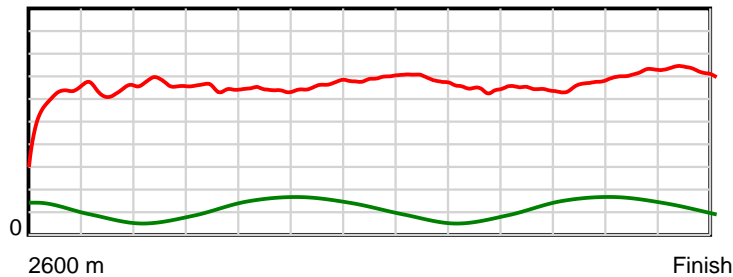
10 m Stride length



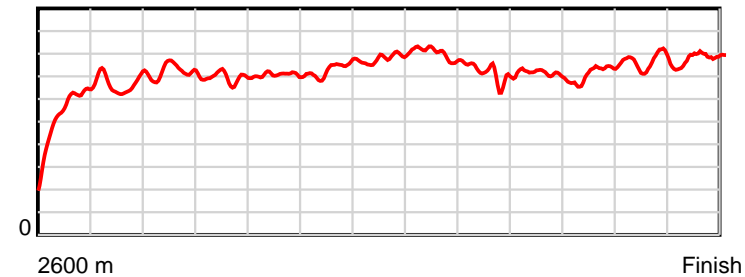
0.6 s Stride duration



20 m/sec Speed



100 % Stride efficiency



Note: Horizontal distance axis grid lines are 200m furlongs.

Disclaimer.

HRNZ and NZMTC and Thoroughbred Ratings Pty Ltd accepts no responsibility for the completeness or accuracy of any of the information contained herein, and makes no representations about its suitability for any particular purpose. Users should make their own judgements about those matters and/or seek independent advice. You assume all risks associated with use of the data provided on this page.



Race Results



September 29, 2023, Race 4, THE VALLEY INN TAVERN HANDICAP TROT, Distance 2600m, Addington - Survey 3200m

Result	TAB no.	Horse (Barrier)	2600 to	2400m to
9th	13	It's So Easy (7)	2400m	2200m
		Position in running (margin)	-	10(8.8)
		Sectional time (s)	18.10	16.02
		Cumulative time (s)	201.29	183.19
		Speed (m/s)	11.05	12.48
		Stride length (m)	5.51	5.93
		Stride duration (s)	0.438	0.475
		Stride efficiency (%)	47.37	54.96
		Stride count	36.33	33.72

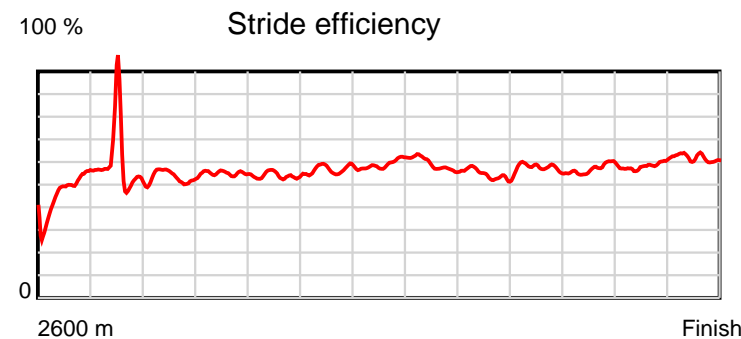
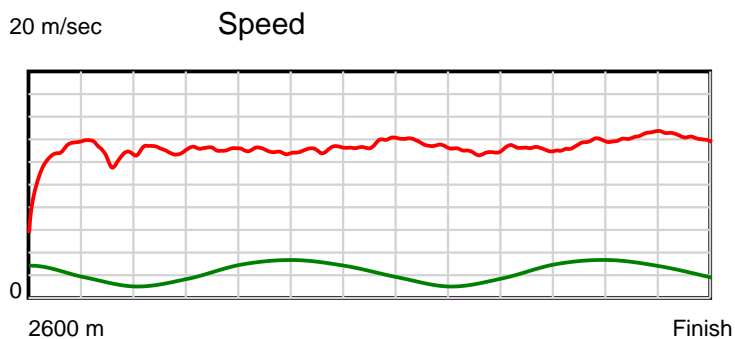
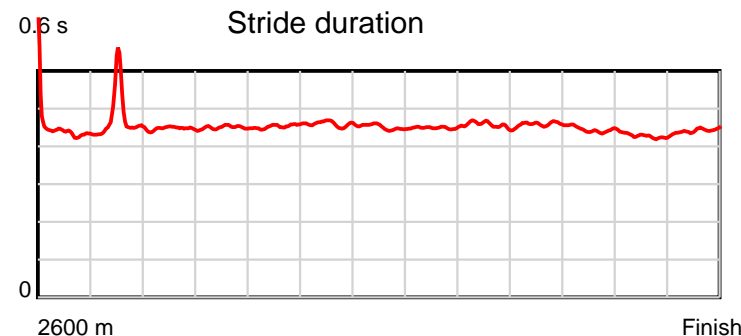
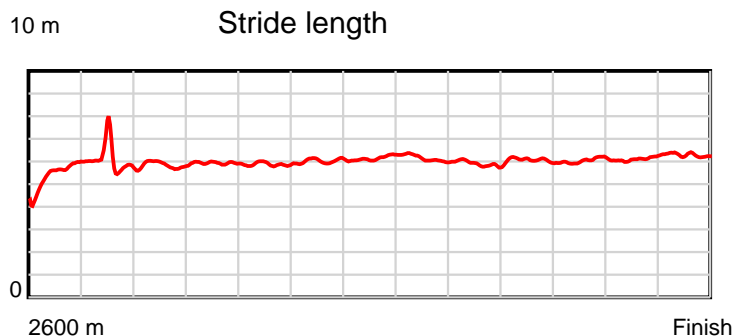
Disclaimer.

HRNZ and NZMTC and Thoroughbred Ratings Pty Ltd accepts no responsibility for the completeness or accuracy of any of the information contained herein, and makes no representations about its suitability for any particular purpose. Users should make their own judgements about those matters and/or seek independent advice. You assume all risks associated with use of the data provided on this page.

Race Results

September 29, 2023, Race 4, THE VALLEY INN TAVERN HANDICAP TROT, Distance 2600m, Addington - Survey 3200m

Result	TAB no.	Horse (Barrier)	2200m to	2000m to	1800m to	1600m to	1400m to	1200m to	1000m to	800m to	600m to	400m to	200m to	Total or	Margin
9th	13	It's So Easy (7)	2000m	1800m	1600m	1400m	1200m	1000m	800m	600m	400m	200m	WP	Average	
		Position in running (margin)	11(11.9)	11(13.7)	11(12.8)	10(11.2)	10(10.0)	11(10.4)	12(11.7)	11(11.1)	11(10.7)	10(11.5)	8(8.5)		7.90
		Sectional time (s)	15.42	15.46	15.74	15.59	14.86	15.08	15.48	15.61	15.12	14.39	14.42		
		Cumulative time (s)	167.17	151.75	136.29	120.55	104.96	90.10	75.02	59.54	43.93	28.81	14.42	3:21.29	
		Speed (m/s)	12.97	12.94	12.71	12.83	13.46	13.26	12.92	12.81	13.23	13.90	13.87	12.92	
		Stride length (m)	5.79	5.83	5.75	5.89	6.07	5.97	5.90	5.88	5.87	5.94	6.15	5.88	
		Stride duration (s)	0.447	0.451	0.453	0.459	0.451	0.450	0.457	0.459	0.444	0.428	0.444	0.455	
		Stride efficiency (%)	52.46	53.11	51.75	54.21	57.50	55.63	54.39	54.06	53.91	55.22	59.18	54.03	
		Stride count	34.52	34.31	34.75	33.96	32.97	33.52	33.90	34.00	34.05	33.64	32.50	442.17	



Note: Horizontal distance axis grid lines are 200m furlongs.

Disclaimer.

HRNZ and NZMTC and Thoroughbred Ratings Pty Ltd accepts no responsibility for the completeness or accuracy of any of the information contained herein, and makes no representations about its suitability for any particular purpose. Users should make their own judgements about those matters and/or seek independent advice. You assume all risks associated with use of the data provided on this page.



Race Results



September 29, 2023, Race 4, THE VALLEY INN TAVERN HANDICAP TROT, Distance 2600m, Addington - Survey 3200m

Result	TAB no.	Horse (Barrier)	2600 to	2400m to
10th	16	Madeleine Stow... (14)	2400m	2200m
		Position in running (margin)	-	14(13.2)
		Sectional time (s)	18.93	15.65
		Cumulative time (s)	201.33	182.40
		Speed (m/s)	10.57	12.78
		Stride length (m)	5.42	5.70
		Stride duration (s)	0.451	0.446
		Stride efficiency (%)	45.82	50.70
		Stride count	36.93	35.11

Disclaimer.

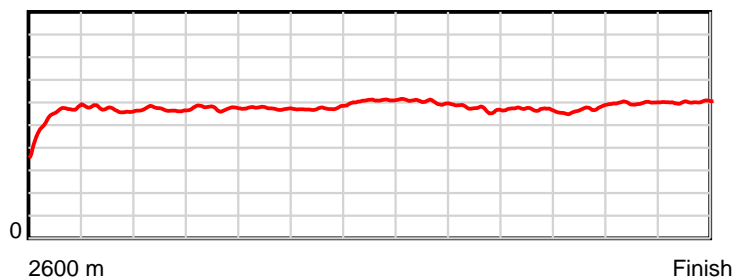
HRNZ and NZMTC and Thoroughbred Ratings Pty Ltd accepts no responsibility for the completeness or accuracy of any of the information contained herein, and makes no representations about its suitability for any particular purpose. Users should make their own judgements about those matters and/or seek independent advice. You assume all risks associated with use of the data provided on this page.

Race Results

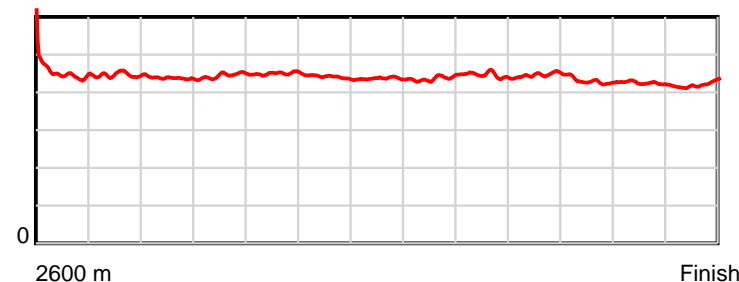
September 29, 2023, Race 4, THE VALLEY INN TAVERN HANDICAP TROT, Distance 2600m, Addington - Survey 3200m

Result	TAB no.	Horse (Barrier)	2200m to	2000m to	1800m to	1600m to	1400m to	1200m to	1000m to	800m to	600m to	400m to	200m to	Total or	Margin
10th	16	Madeleine Stow... (14)	2000m	1800m	1600m	1400m	1200m	1000m	800m	600m	400m	200m	WP	Average	
		Position in running (margin)	13(14.1)	12(16.0)	12(15.2)	12(15.6)	12(14.8)	12(12.3)	11(11.1)	12(11.9)	12(11.7)	12(14.2)	11(10.5)		8.10
		Sectional time (s)	15.44	15.46	16.08	15.65	14.39	14.66	15.70	15.64	15.41	14.27	14.05		
		Cumulative time (s)	166.75	151.31	135.85	119.77	104.12	89.73	75.07	59.37	43.73	28.32	14.05	3:21.33	
		Speed (m/s)	12.95	12.94	12.44	12.78	13.90	13.64	12.74	12.79	12.98	14.02	14.23	12.91	
		Stride length (m)	5.68	5.75	5.60	5.63	6.07	5.97	5.67	5.71	5.57	5.95	6.01	5.74	
		Stride duration (s)	0.438	0.444	0.450	0.441	0.437	0.437	0.445	0.446	0.429	0.424	0.422	0.445	
		Stride efficiency (%)	50.36	51.60	48.94	49.59	57.53	55.67	50.27	50.93	48.52	55.24	56.49	51.51	
		Stride count	35.23	34.80	35.74	35.50	32.96	33.51	35.26	35.03	35.89	33.64	33.27	452.87	

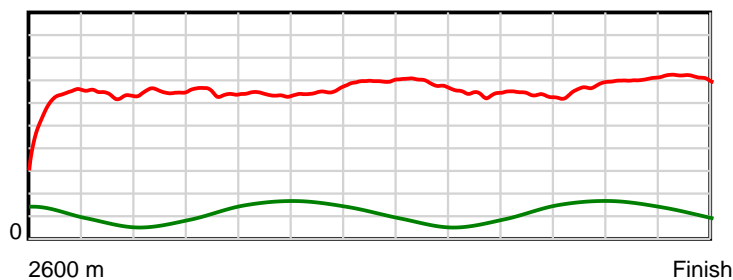
10 m Stride length



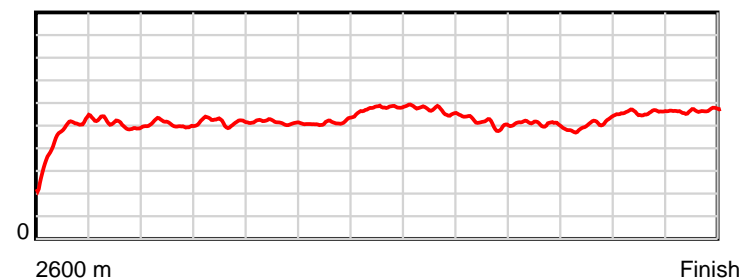
0.6 s Stride duration



20 m/sec Speed



100 % Stride efficiency



Note: Horizontal distance axis grid lines are 200m furlongs.

Disclaimer.

HRNZ and NZMTC and Thoroughbred Ratings Pty Ltd accepts no responsibility for the completeness or accuracy of any of the information contained herein, and makes no representations about its suitability for any particular purpose. Users should make their own judgements about those matters and/or seek independent advice. You assume all risks associated with use of the data provided on this page.



Race Results



September 29, 2023, Race 4, THE VALLEY INN TAVERN HANDICAP TROT, Distance 2600m, Addington - Survey 3200m

Result	TAB no.	Horse (Barrier)	2600 to	2400m to
11th	6	Holly Highland... (13)	2400m	2200m
		Position in running (margin)	-	6(5.1)
		Sectional time (s)	17.48	15.42
		Cumulative time (s)	202.19	184.71
		Speed (m/s)	11.44	12.97
		Stride length (m)	5.27	5.66
		Stride duration (s)	0.445	0.436
		Stride efficiency (%)	43.38	50.00
		Stride count	37.96	35.36

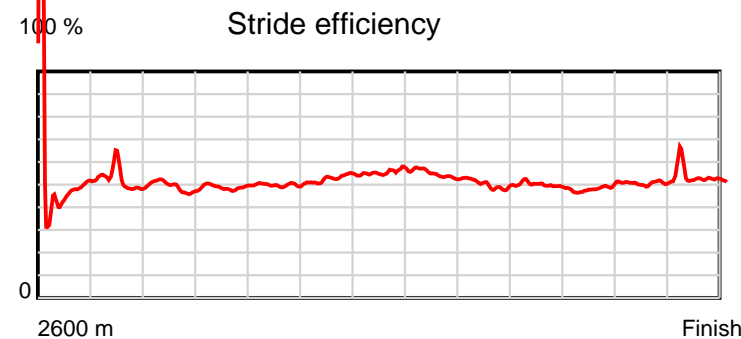
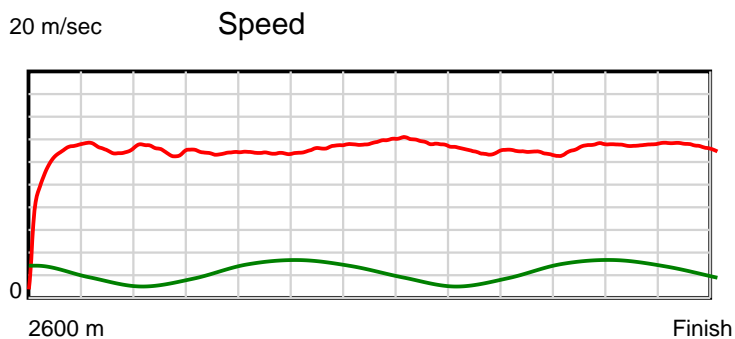
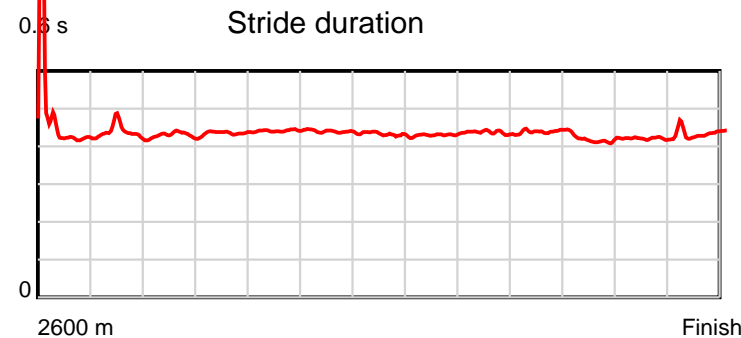
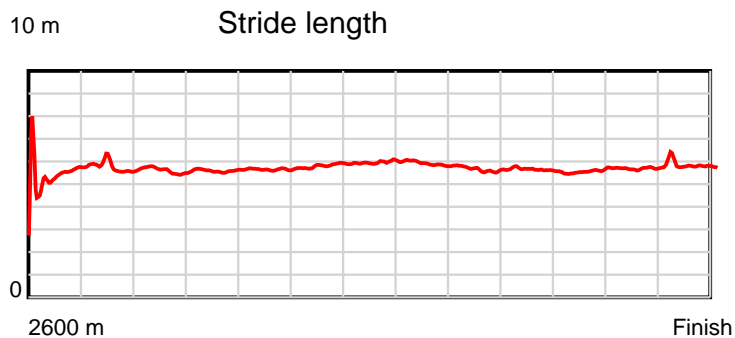
Disclaimer.

HRNZ and NZMTC and Thoroughbred Ratings Pty Ltd accepts no responsibility for the completeness or accuracy of any of the information contained herein, and makes no representations about its suitability for any particular purpose. Users should make their own judgements about those matters and/or seek independent advice. You assume all risks associated with use of the data provided on this page.

Race Results

September 29, 2023, Race 4, THE VALLEY INN TAVERN HANDICAP TROT, Distance 2600m, Addington - Survey 3200m

Result	TAB no.	Horse (Barrier)	2200m to	2000m to	1800m to	1600m to	1400m to	1200m to	1000m to	800m to	600m to	400m to	200m to	Total or	Margin
11th	6	Holly Highland... (13)	2000m	1800m	1600m	1400m	1200m	1000m	800m	600m	400m	200m	WP	Average	
		Position in running (margin)	5(4.7)	5(6.4)	5(6.6)	6(6.8)	5(5.2)	4(3.5)	4(3.3)	4(3.5)	4(3.6)	5(7.3)	9(9.6)		13.00
		Sectional time (s)	15.41	15.64	16.02	15.53	14.52	14.82	15.61	15.70	15.58	15.29	15.17		
		Cumulative time (s)	169.29	153.88	138.24	122.22	106.69	92.17	77.35	61.74	46.04	30.46	15.17	3:22.19	
		Speed (m/s)	12.98	12.79	12.48	12.88	13.77	13.50	12.81	12.74	12.84	13.08	13.18	12.86	
		Stride length (m)	5.58	5.57	5.51	5.66	5.95	5.81	5.59	5.60	5.36	5.50	5.73	5.59	
		Stride duration (s)	0.430	0.436	0.441	0.439	0.432	0.431	0.436	0.440	0.417	0.420	0.435	0.435	
		Stride efficiency (%)	48.61	48.51	47.40	49.98	55.25	52.81	48.86	49.05	44.86	47.29	51.37	48.89	
		Stride count	35.86	35.90	36.32	35.36	33.64	34.40	35.77	35.70	37.33	36.36	34.88	464.84	



Note: Horizontal distance axis grid lines are 200m furlongs.

Disclaimer.

HRNZ and NZMTC and Thoroughbred Ratings Pty Ltd accepts no responsibility for the completeness or accuracy of any of the information contained herein, and makes no representations about its suitability for any particular purpose. Users should make their own judgements about those matters and/or seek independent advice. You assume all risks associated with use of the data provided on this page.



Race Results



September 29, 2023, Race 4, THE VALLEY INN TAVERN HANDICAP TROT, Distance 2600m, Addington - Survey 3200m

Result	TAB no.	Horse (Barrier)	2600 to	2400m to
12th	10	Kowhai Sunset (0)	2400m	2200m
		Position in running (margin)	-	13(13.1)
		Sectional time (s)	19.06	16.21
		Cumulative time (s)	202.47	183.41
		Speed (m/s)	10.50	12.34
		Stride length (m)	5.66	6.24
		Stride duration (s)	0.503	0.506
		Stride efficiency (%)	50.04	60.82
		Stride count	35.34	32.06

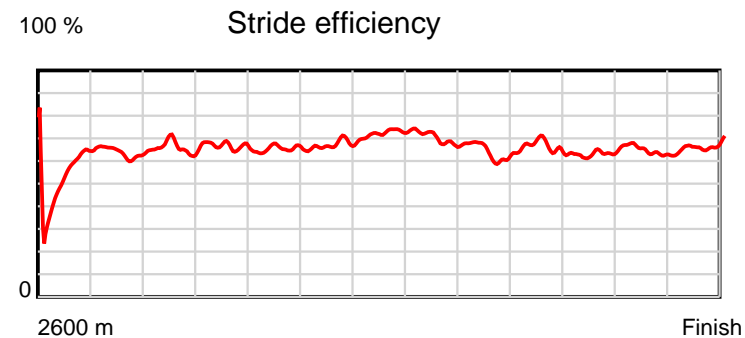
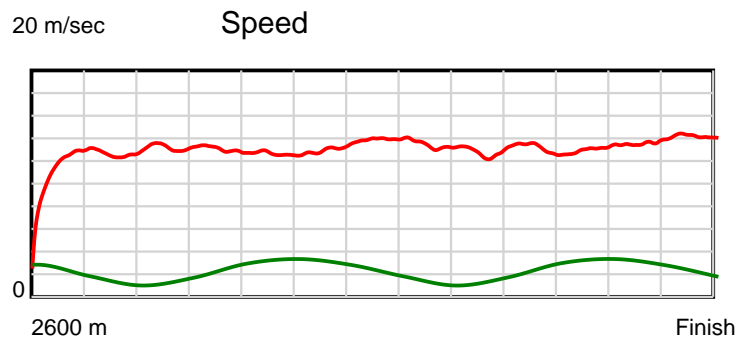
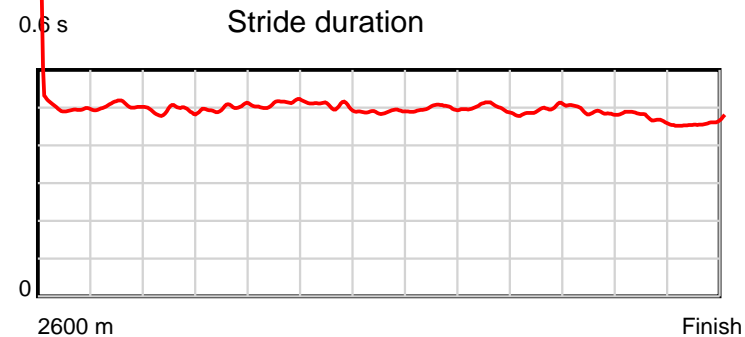
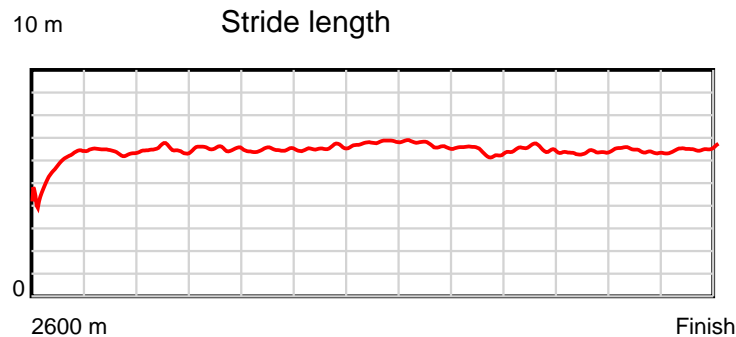
Disclaimer.

HRNZ and NZMTC and Thoroughbred Ratings Pty Ltd accepts no responsibility for the completeness or accuracy of any of the information contained herein, and makes no representations about its suitability for any particular purpose. Users should make their own judgements about those matters and/or seek independent advice. You assume all risks associated with use of the data provided on this page.

Race Results

September 29, 2023, Race 4, THE VALLEY INN TAVERN HANDICAP TROT, Distance 2600m, Addington - Survey 3200m

Result	TAB no.	Horse (Barrier)	2200m to	2000m to	1800m to	1600m to	1400m to	1200m to	1000m to	800m to	600m to	400m to	200m to	Total or	Margin
12th	10	Kowhai Sunset (0)	2000m	1800m	1600m	1400m	1200m	1000m	800m	600m	400m	200m	WP	Average	
		Position in running (margin)	14(17.4)	13(17.5)	13(16.5)	13(17.3)	13(17.1)	13(14.6)	13(14.6)	13(15.1)	13(13.3)	13(17.3)	12(16.2)		14.70
		Sectional time (s)	15.15	15.43	16.15	15.76	14.37	14.87	15.65	15.37	15.65	14.70	14.10		
		Cumulative time (s)	167.20	152.05	136.62	120.47	104.71	90.34	75.47	59.82	44.45	28.80	14.10	3:22.47	
		Speed (m/s)	13.20	12.96	12.38	12.69	13.92	13.45	12.78	13.01	12.78	13.61	14.18	12.84	
		Stride length (m)	6.49	6.49	6.33	6.40	6.81	6.72	6.37	6.46	6.24	6.41	6.54	6.39	
		Stride duration (s)	0.492	0.501	0.511	0.505	0.489	0.499	0.499	0.497	0.489	0.472	0.461	0.497	
		Stride efficiency (%)	65.88	65.83	62.62	64.06	72.40	70.50	63.43	65.24	60.90	64.27	66.79	63.72	
		Stride count	30.80	30.81	31.59	31.24	29.38	29.78	31.39	30.95	32.04	31.18	30.59	407.15	



Note: Horizontal distance axis grid lines are 200m furlongs.

Disclaimer.

HRNZ and NZMTC and Thoroughbred Ratings Pty Ltd accepts no responsibility for the completeness or accuracy of any of the information contained herein, and makes no representations about its suitability for any particular purpose. Users should make their own judgements about those matters and/or seek independent advice. You assume all risks associated with use of the data provided on this page.



Race Results



September 29, 2023, Race 4, THE VALLEY INN TAVERN HANDICAP TROT, Distance 2600m, Addington - Survey 3200m

Result	TAB no.	Horse (Barrier)	2600 to	2400m to
13th	8	Sassy Star (2)	2400m	2200m
		Position in running (margin)	-	7(5.2)
		Sectional time (s)	17.57	15.12
		Cumulative time (s)	208.08	190.51
		Speed (m/s)	11.39	13.23
		Stride length (m)	5.41	5.57
		Stride duration (s)	0.430	0.421
		Stride efficiency (%)	45.67	48.43
		Stride count	37.00	35.93

Disclaimer.

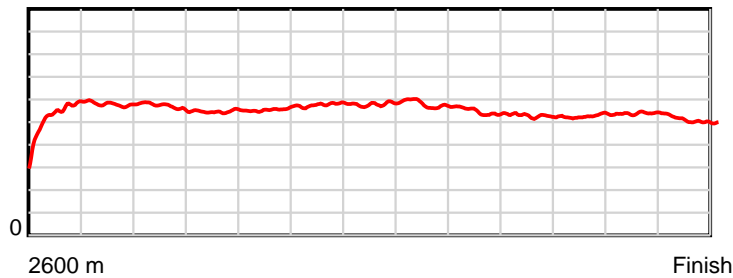
HRNZ and NZMTC and Thoroughbred Ratings Pty Ltd accepts no responsibility for the completeness or accuracy of any of the information contained herein, and makes no representations about its suitability for any particular purpose. Users should make their own judgements about those matters and/or seek independent advice. You assume all risks associated with use of the data provided on this page.

Race Results

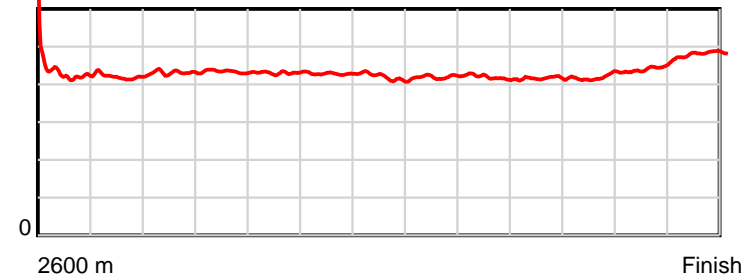
September 29, 2023, Race 4, THE VALLEY INN TAVERN HANDICAP TROT, Distance 2600m, Addington - Survey 3200m

Result	TAB no.	Horse (Barrier)	2200m to	2000m to	1800m to	1600m to	1400m to	1200m to	1000m to	800m to	600m to	400m to	200m to	Total or	Margin
13th	8	Sassy Star (2)	2000m	1800m	1600m	1400m	1200m	1000m	800m	600m	400m	200m	WP	Average	
		Position in running (margin)	3(2.9)	3(4.8)	4(5.4)	4(5.7)	3(3.4)	2(1.2)	3(2.8)	3(2.4)	3(2.2)	8(9.8)	13(23.0)		46.70
		Sectional time (s)	15.44	15.69	16.06	15.42	14.43	15.13	15.51	15.63	16.24	17.10	18.74		
		Cumulative time (s)	175.39	159.95	144.26	128.20	112.78	98.35	83.22	67.71	52.08	35.84	18.74	3:28.08	
		Speed (m/s)	12.95	12.75	12.45	12.97	13.86	13.22	12.89	12.80	12.32	11.70	10.67	12.50	
		Stride length (m)	5.59	5.54	5.36	5.55	5.81	5.55	5.38	5.34	5.18	5.22	5.14	5.43	
		Stride duration (s)	0.431	0.434	0.431	0.427	0.419	0.420	0.417	0.417	0.421	0.446	0.482	0.434	
		Stride efficiency (%)	48.77	47.87	44.94	48.06	52.68	48.16	45.27	44.53	41.90	42.59	41.36	46.02	
		Stride count	35.80	36.13	37.30	36.06	34.44	36.02	37.16	37.47	38.63	38.31	38.88	479.13	

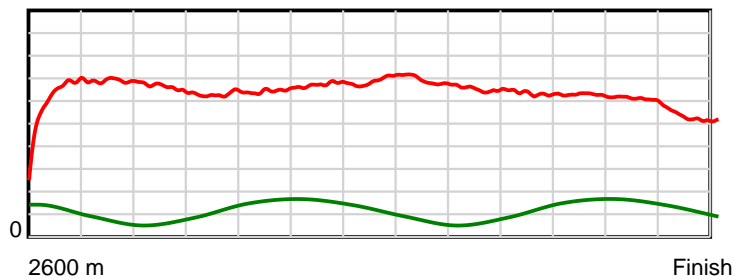
10 m Stride length



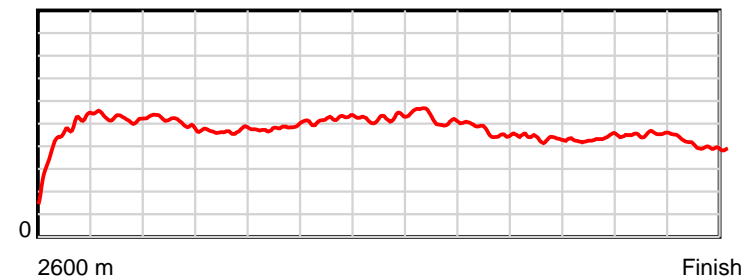
0.6 s Stride duration



20 m/sec Speed



100 % Stride efficiency



Note: Horizontal distance axis grid lines are 200m furlongs.

Disclaimer.

HRNZ and NZMTC and Thoroughbred Ratings Pty Ltd accepts no responsibility for the completeness or accuracy of any of the information contained herein, and makes no representations about its suitability for any particular purpose. Users should make their own judgements about those matters and/or seek independent advice. You assume all risks associated with use of the data provided on this page.



Race Results



September 29, 2023, Race 4, THE VALLEY INN TAVERN HANDICAP TROT, Distance 2600m, Addington - Survey 3200m

Result	TAB no.	Horse (Barrier)	2600 to	2400m to
14th	2	La Dama (5)	2400m	2200m
		Position in running (margin)	-	1(0.0)
		Sectional time (s)	16.77	17.42
		Cumulative time (s)	208.18	191.41
		Speed (m/s)	11.93	11.48
		Stride length (m)	5.61	5.32
		Stride duration (s)	0.464	0.463
		Stride efficiency (%)	49.17	44.20
		Stride count	35.65	37.60

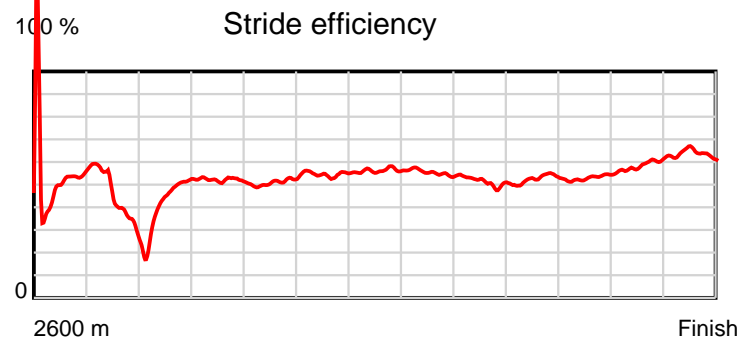
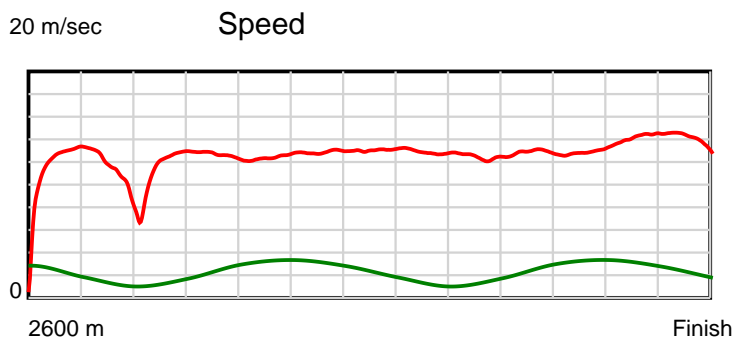
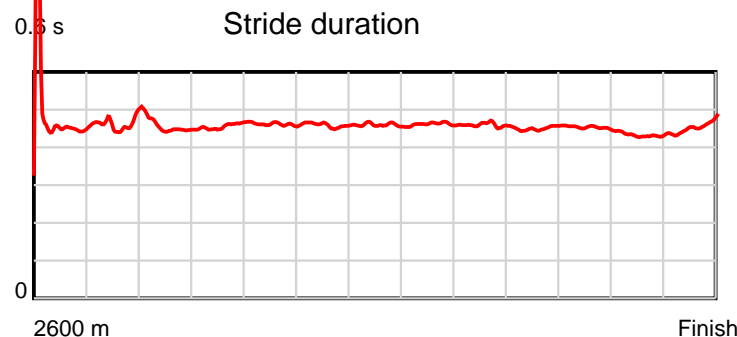
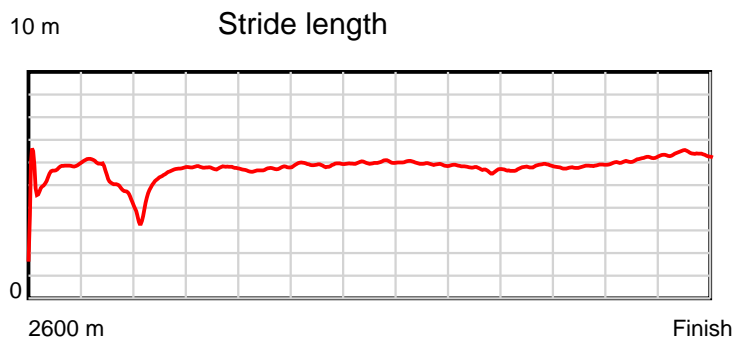
Disclaimer.

HRNZ and NZMTC and Thoroughbred Ratings Pty Ltd accepts no responsibility for the completeness or accuracy of any of the information contained herein, and makes no representations about its suitability for any particular purpose. Users should make their own judgements about those matters and/or seek independent advice. You assume all risks associated with use of the data provided on this page.

Race Results

September 29, 2023, Race 4, THE VALLEY INN TAVERN HANDICAP TROT, Distance 2600m, Addington - Survey 3200m

Result	TAB no.	Horse (Barrier)	2200m to	2000m to	1800m to	1600m to	1400m to	1200m to	1000m to	800m to	600m to	400m to	200m to	Total or	Margin
14th	2	La Dama (5)	2000m	1800m	1600m	1400m	1200m	1000m	800m	600m	400m	200m	WP	Average	
		Position in running (margin)	10(11.5)	14(30.4)	14(31.3)	14(33.5)	14(33.3)	14(36.6)	14(41.5)	14(44.8)	14(45.0)	14(50.6)	14(48.2)		47.30
		Sectional time (s)	18.26	15.76	16.36	15.76	15.35	15.69	16.12	15.70	15.92	14.49	14.58		
		Cumulative time (s)	173.99	155.73	139.97	123.61	107.85	92.50	76.81	60.69	44.99	29.07	14.58	3:28.18	
		Speed (m/s)	10.95	12.69	12.22	12.69	13.03	12.75	12.41	12.74	12.56	13.80	13.72	12.49	
		Stride length (m)	5.05	5.78	5.64	5.83	5.99	5.88	5.70	5.73	5.69	5.98	6.26	5.71	
		Stride duration (s)	0.461	0.455	0.462	0.459	0.460	0.461	0.460	0.450	0.453	0.433	0.456	0.457	
		Stride efficiency (%)	39.81	52.12	49.74	53.06	56.06	54.09	50.83	51.33	50.53	55.84	61.25	50.98	
		Stride count	39.63	34.63	35.45	34.32	33.39	33.99	35.07	34.90	35.17	33.46	31.95	455.21	



Note: Horizontal distance axis grid lines are 200m furlongs.

Disclaimer.

HRNZ and NZMTC and Thoroughbred Ratings Pty Ltd accepts no responsibility for the completeness or accuracy of any of the information contained herein, and makes no representations about its suitability for any particular purpose. Users should make their own judgements about those matters and/or seek independent advice. You assume all risks associated with use of the data provided on this page.



Race Results



September 29, 2023, Race 4, THE VALLEY INN TAVERN HANDICAP TROT, Distance 2600m, Addington - Survey 3200m

Result	TAB no.	Horse (Barrier)	2600 to	2400m to
15th	9	Bet N Win (1)	2400m	2200m
		Position in running (margin)	-	16(18.9)
		Sectional time (s)	19.90	18.24
		Cumulative time (s)	208.67	188.77
		Speed (m/s)	10.05	10.96
		Stride length (m)	5.35	5.49
		Stride duration (s)	0.479	0.501
		Stride efficiency (%)	44.76	47.07
		Stride count	37.37	36.44

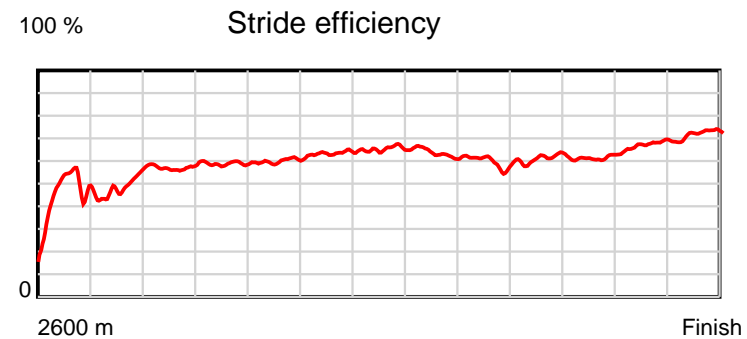
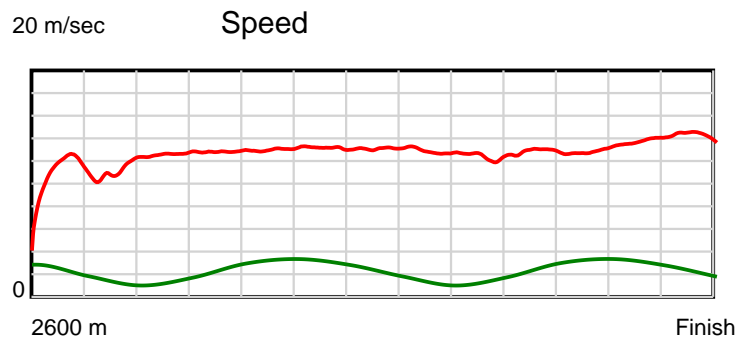
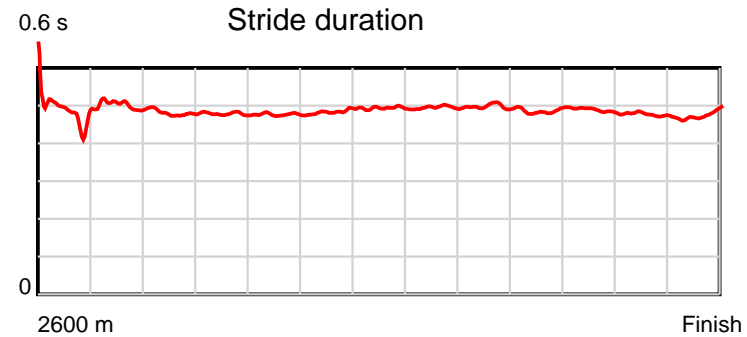
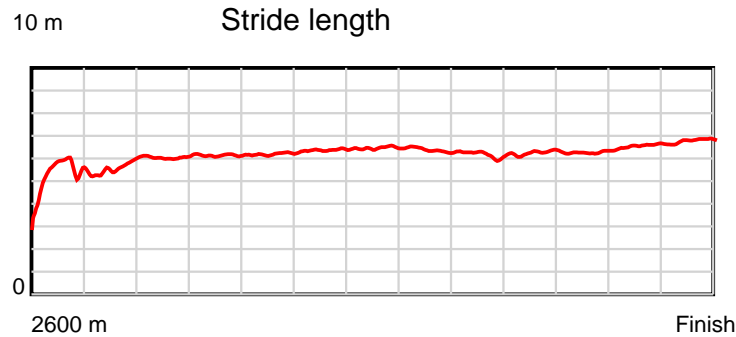
Disclaimer.

HRNZ and NZMTC and Thoroughbred Ratings Pty Ltd accepts no responsibility for the completeness or accuracy of any of the information contained herein, and makes no representations about its suitability for any particular purpose. Users should make their own judgements about those matters and/or seek independent advice. You assume all risks associated with use of the data provided on this page.

Race Results

September 29, 2023, Race 4, THE VALLEY INN TAVERN HANDICAP TROT, Distance 2600m, Addington - Survey 3200m

Result	TAB no.	Horse (Barrier)	2200m to	2000m to	1800m to	1600m to	1400m to	1200m to	1000m to	800m to	600m to	400m to	200m to	Total or	Margin
15th	9	Bet N Win (1)	2000m	1800m	1600m	1400m	1200m	1000m	800m	600m	400m	200m	WP	Average	
		Position in running (margin)	15(35.3)	15(39.3)	15(39.4)	15(37.1)	15(35.2)	15(38.6)	15(43.6)	15(47.0)	15(46.8)	15(52.8)	15(53.3)		50.10
		Sectional time (s)	15.78	15.62	15.61	15.48	15.38	15.68	16.14	15.65	15.98	14.97	14.24		
		Cumulative time (s)	170.53	154.75	139.13	123.52	108.04	92.66	76.98	60.84	45.19	29.21	14.24	3:28.67	
		Speed (m/s)	12.67	12.80	12.81	12.92	13.00	12.76	12.39	12.78	12.52	13.36	14.04	12.46	
		Stride length (m)	6.09	6.13	6.10	6.25	6.42	6.31	6.17	6.21	6.10	6.36	6.70	6.11	
		Stride duration (s)	0.481	0.478	0.477	0.484	0.493	0.495	0.498	0.486	0.488	0.476	0.477	0.490	
		Stride efficiency (%)	57.95	58.64	58.23	61.06	64.31	62.26	59.43	60.28	58.23	63.31	70.15	58.33	
		Stride count	32.84	32.65	32.76	31.99	31.17	31.68	32.43	32.20	32.76	31.42	29.85	425.56	



Note: Horizontal distance axis grid lines are 200m furlongs.

Disclaimer.

HRNZ and NZMTC and Thoroughbred Ratings Pty Ltd accepts no responsibility for the completeness or accuracy of any of the information contained herein, and makes no representations about its suitability for any particular purpose. Users should make their own judgements about those matters and/or seek independent advice. You assume all risks associated with use of the data provided on this page.



Race Results



September 29, 2023, Race 4, THE VALLEY INN TAVERN HANDICAP TROT, Distance 2600m, Addington - Survey 3200m

Result	TAB no.	Horse (Barrier)	2600 to	2400m to
16th	4	Murano (10)	2400m	2200m
		Position in running (margin)	-	15(13.4)
		Sectional time (s)	19.01	21.16
		Cumulative time (s)	218.98	199.97
		Speed (m/s)	10.52	9.45
		Stride length (m)	4.89	4.66
		Stride duration (s)	0.464	0.493
		Stride efficiency (%)	37.38	34.00
		Stride count	40.89	42.88

Disclaimer.

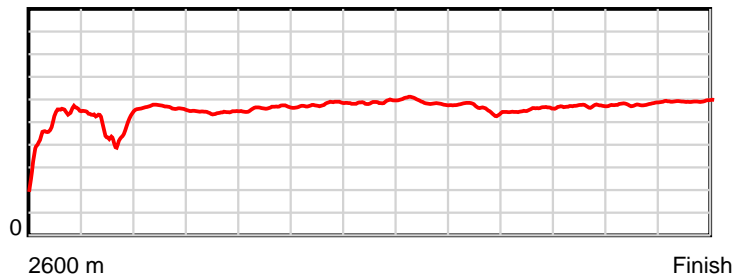
HRNZ and NZMTC and Thoroughbred Ratings Pty Ltd accepts no responsibility for the completeness or accuracy of any of the information contained herein, and makes no representations about its suitability for any particular purpose. Users should make their own judgements about those matters and/or seek independent advice. You assume all risks associated with use of the data provided on this page.

Race Results

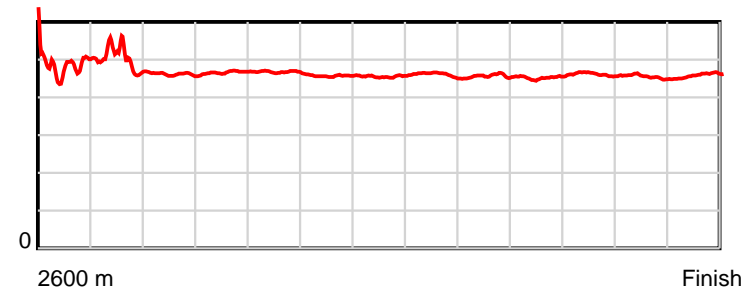
September 29, 2023, Race 4, THE VALLEY INN TAVERN HANDICAP TROT, Distance 2600m, Addington - Survey 3200m

Result	TAB no.	Horse (Barrier)	2200m to	2000m to	1800m to	1600m to	1400m to	1200m to	1000m to	800m to	600m to	400m to	200m to	Total or	Margin
16th	4	Murano (10)	2000m	1800m	1600m	1400m	1200m	1000m	800m	600m	400m	200m	WP	Average	
		Position in running (margin)	16(47.4)	16(55.5)	16(65.1)	16(70.9)	16(72.0)	16(76.7)	16(81.8)	16(88.1)	16(91.7)	16(101.3)	16(107.0)		109.00
		Sectional time (s)	16.46	17.20	16.97	15.98	15.58	15.72	16.62	16.28	16.58	15.83	15.59		
		Cumulative time (s)	178.81	162.35	145.15	128.18	112.20	96.62	80.90	64.28	48.00	31.42	15.59	3:38.98	
		Speed (m/s)	12.15	11.63	11.79	12.52	12.84	12.72	12.03	12.29	12.06	12.63	12.83	11.87	
		Stride length (m)	5.60	5.42	5.51	5.72	5.84	5.86	5.49	5.55	5.56	5.74	5.89	5.49	
		Stride duration (s)	0.461	0.466	0.467	0.457	0.455	0.460	0.457	0.452	0.461	0.454	0.459	0.463	
		Stride efficiency (%)	49.07	45.88	47.36	51.08	53.30	53.66	47.18	48.19	48.32	51.51	54.21	47.17	
		Stride count	35.69	36.91	36.33	34.98	34.25	34.13	36.40	36.02	35.97	34.84	33.96	473.25	

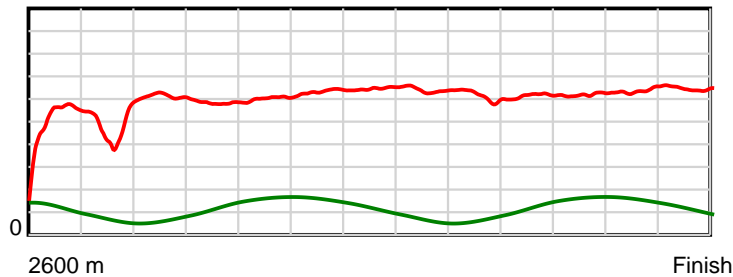
10 m Stride length



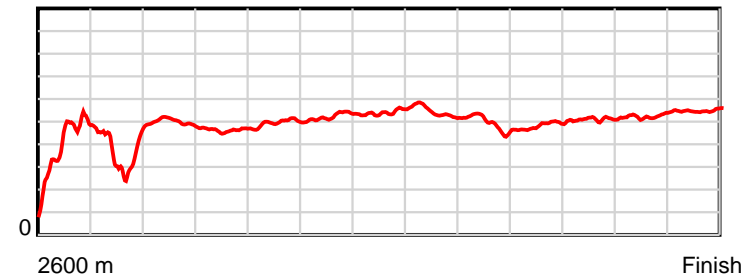
0.6 s Stride duration



20 m/sec Speed



100 % Stride efficiency



Note: Horizontal distance axis grid lines are 200m furlongs.

Disclaimer.

HRNZ and NZMTC and Thoroughbred Ratings Pty Ltd accepts no responsibility for the completeness or accuracy of any of the information contained herein, and makes no representations about its suitability for any particular purpose. Users should make their own judgements about those matters and/or seek independent advice. You assume all risks associated with use of the data provided on this page.



Race Results



September 29, 2023, Race 5, NEVELE R '50 YEARS OF SUCCESS' HANDICAP PACE, Distance 2600m, Addington - Survey 3200m

Result	TAB no.	Horse (Barrier)	2600 to	2400m to
1st	11	Smiffy's Terro... (9)	2400m	2200m
		Position in running (margin)	-	5(4.1)
		Sectional time (s)	15.69	14.45
		Cumulative time (s)	192.63	176.94
		Speed (m/s)	12.75	13.84
		Stride length (m)	6.19	6.44
		Stride duration (s)	0.461	0.465
		Stride efficiency (%)	59.95	64.80
		Stride count	32.29	31.06

Disclaimer.

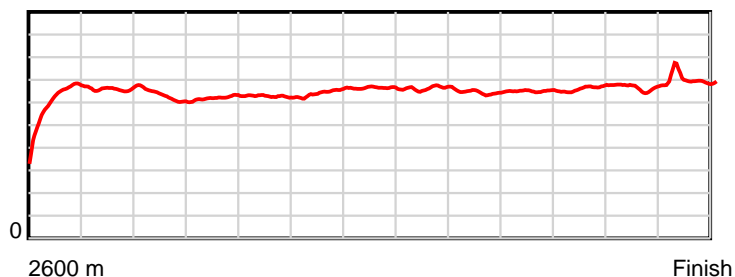
HRNZ and NZMTC and Thoroughbred Ratings Pty Ltd accepts no responsibility for the completeness or accuracy of any of the information contained herein, and makes no representations about its suitability for any particular purpose. Users should make their own judgements about those matters and/or seek independent advice. You assume all risks associated with use of the data provided on this page.

Race Results

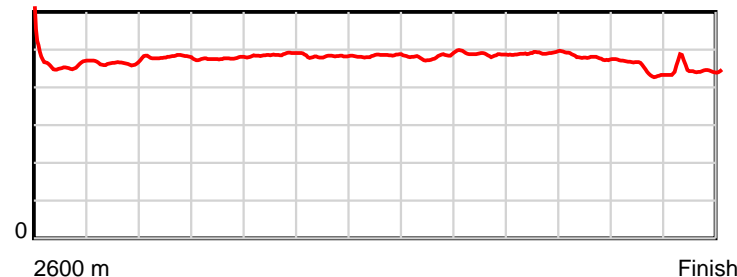
September 29, 2023, Race 5, NEVELE R '50 YEARS OF SUCCESS' HANDICAP PACE, Distance 2600m, Addington - Survey 3200m

Result	TAB no.	Horse (Barrier)	2200m to	2000m to	1800m to	1600m to	1400m to	1200m to	1000m to	800m to	600m to	400m to	200m to	Total or	Margin
1st	11	Smiffy's Terro... (9)	2000m	1800m	1600m	1400m	1200m	1000m	800m	600m	400m	200m	WP	Average	
		Position in running (margin)	5(4.0)	3(4.4)	3(4.1)	4(4.8)	4(4.0)	5(3.4)	4(3.5)	4(3.0)	4(2.9)	4(2.9)	2(0.6)		0.00
		Sectional time (s)	15.36	15.31	15.94	15.27	14.54	14.67	15.15	15.03	14.84	13.63	12.75		
		Cumulative time (s)	162.49	147.13	131.82	115.88	100.61	86.07	71.40	56.25	41.22	26.38	12.75	3:12.63	
		Speed (m/s)	13.02	13.06	12.55	13.10	13.76	13.63	13.20	13.31	13.48	14.67	15.69	13.50	
		Stride length (m)	6.26	6.22	6.11	6.31	6.65	6.59	6.43	6.53	6.44	6.55	7.03	6.43	
		Stride duration (s)	0.481	0.476	0.487	0.482	0.484	0.483	0.487	0.491	0.478	0.446	0.448	0.477	
		Stride efficiency (%)	61.24	60.49	58.28	62.21	69.16	67.79	64.57	66.64	64.80	67.02	77.14	64.68	
		Stride count	31.95	32.14	32.75	31.70	30.06	30.36	31.11	30.63	31.06	30.54	28.47	404.12	

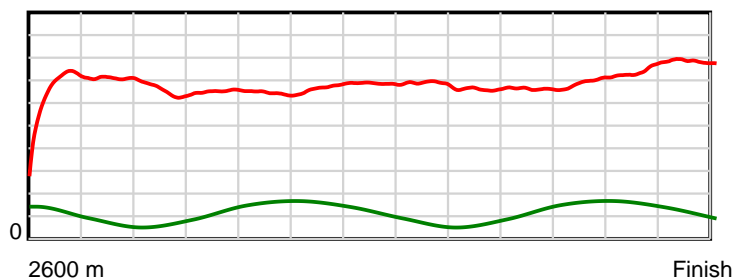
10 m Stride length



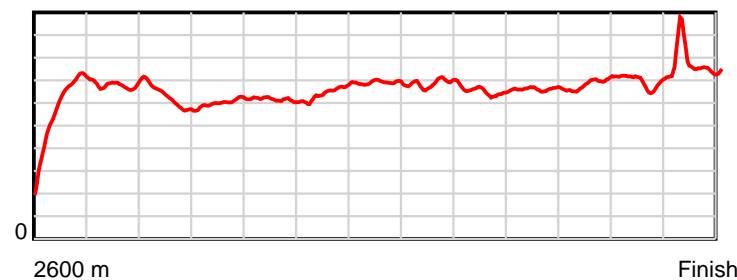
0.6 s Stride duration



20 m/sec Speed



100 % Stride efficiency



Note: Horizontal distance axis grid lines are 200m furlongs.

Disclaimer.

HRNZ and NZMTC and Thoroughbred Ratings Pty Ltd accepts no responsibility for the completeness or accuracy of any of the information contained herein, and makes no representations about its suitability for any particular purpose. Users should make their own judgements about those matters and/or seek independent advice. You assume all risks associated with use of the data provided on this page.



Race Results



September 29, 2023, Race 5, NEVELE R '50 YEARS OF SUCCESS' HANDICAP PACE, Distance 2600m, Addington - Survey 3200m

Result	TAB no.	Horse (Barrier)	2600 to	2400m to
2nd	1	Franco Indie (2)	2400m	2200m
		Position in running (margin)	-	3(2.9)
		Sectional time (s)	15.68	14.60
		Cumulative time (s)	192.72	177.04
		Speed (m/s)	12.76	13.70
		Stride length (m)	5.85	6.30
		Stride duration (s)	0.444	0.460
		Stride efficiency (%)	53.46	62.00
		Stride count	34.19	31.75

Disclaimer.

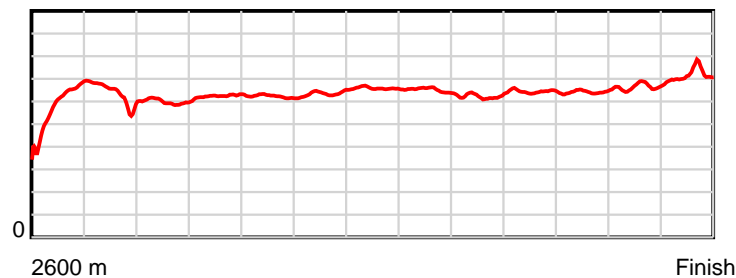
HRNZ and NZMTC and Thoroughbred Ratings Pty Ltd accepts no responsibility for the completeness or accuracy of any of the information contained herein, and makes no representations about its suitability for any particular purpose. Users should make their own judgements about those matters and/or seek independent advice. You assume all risks associated with use of the data provided on this page.

Race Results

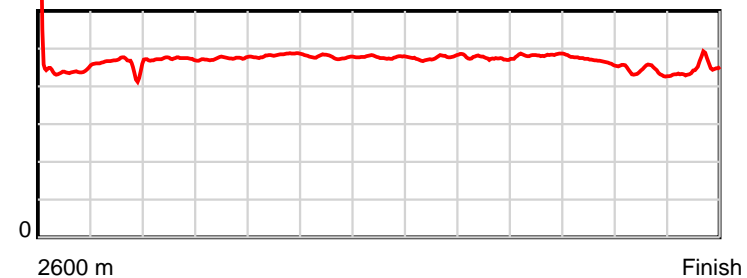
September 29, 2023, Race 5, NEVELE R '50 YEARS OF SUCCESS' HANDICAP PACE, Distance 2600m, Addington - Survey 3200m

Result	TAB no.	Horse (Barrier)	2200m to	2000m to	1800m to	1600m to	1400m to	1200m to	1000m to	800m to	600m to	400m to	200m to	Total or	Margin
2nd	1	Franco Indie (2)	2000m	1800m	1600m	1400m	1200m	1000m	800m	600m	400m	200m	WP	Average	
		Position in running (margin)	4(3.6)	6(6.8)	6(6.2)	5(6.0)	5(5.3)	6(4.9)	6(5.3)	7(5.8)	7(5.9)	8(5.3)	5(2.3)		0.50
		Sectional time (s)	15.81	15.27	15.78	15.30	14.56	14.73	15.30	15.07	14.74	13.51	12.37		
		Cumulative time (s)	162.44	146.63	131.36	115.58	100.28	85.72	70.99	55.69	40.62	25.88	12.37	3:12.72	
		Speed (m/s)	12.65	13.10	12.67	13.07	13.74	13.58	13.07	13.27	13.57	14.80	16.17	13.49	
		Stride length (m)	5.98	6.21	6.12	6.25	6.56	6.46	6.20	6.41	6.34	6.51	7.21	6.32	
		Stride duration (s)	0.473	0.474	0.483	0.478	0.478	0.476	0.474	0.483	0.468	0.440	0.446	0.469	
		Stride efficiency (%)	55.83	60.33	58.45	61.03	67.27	65.25	59.99	64.16	62.91	66.30	81.19	62.48	
		Stride count	33.46	32.19	32.70	32.00	30.48	30.95	32.28	31.21	31.52	30.70	27.75	411.18	

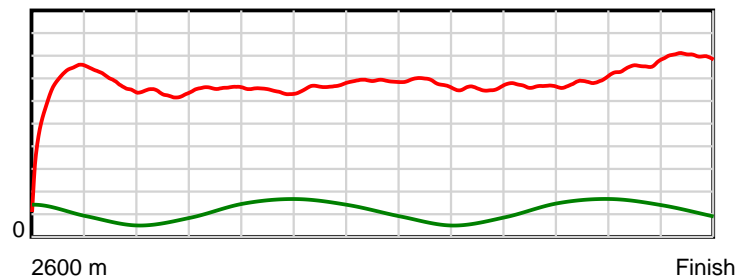
10 m Stride length



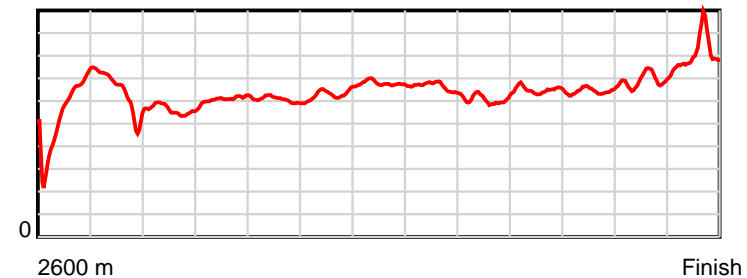
0.6 s Stride duration



20 m/sec Speed



100 % Stride efficiency



Note: Horizontal distance axis grid lines are 200m furlongs.

Disclaimer.

HRNZ and NZMTC and Thoroughbred Ratings Pty Ltd accepts no responsibility for the completeness or accuracy of any of the information contained herein, and makes no representations about its suitability for any particular purpose. Users should make their own judgements about those matters and/or seek independent advice. You assume all risks associated with use of the data provided on this page.



Race Results



September 29, 2023, Race 5, NEVELE R '50 YEARS OF SUCCESS' HANDICAP PACE, Distance 2600m, Addington - Survey 3200m

Result	TAB no.	Horse (Barrier)	2600 to	2400m to
3rd	9	Anything Goes (6)	2400m	2200m
		Position in running (margin)	-	11(11.8)
		Sectional time (s)	16.98	14.69
		Cumulative time (s)	192.98	176.00
		Speed (m/s)	11.78	13.61
		Stride length (m)	6.36	6.78
		Stride duration (s)	0.485	0.498
		Stride efficiency (%)	63.23	71.75
		Stride count	31.44	29.52

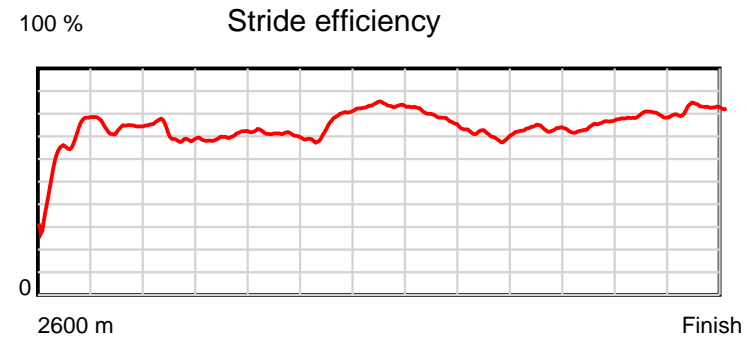
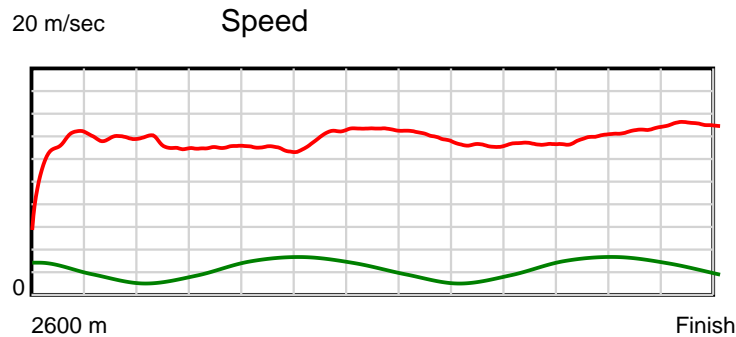
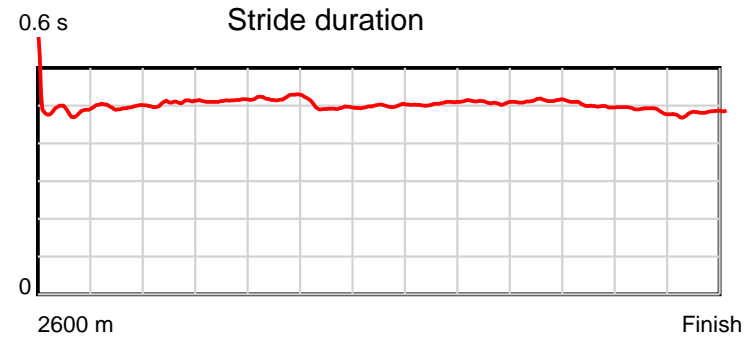
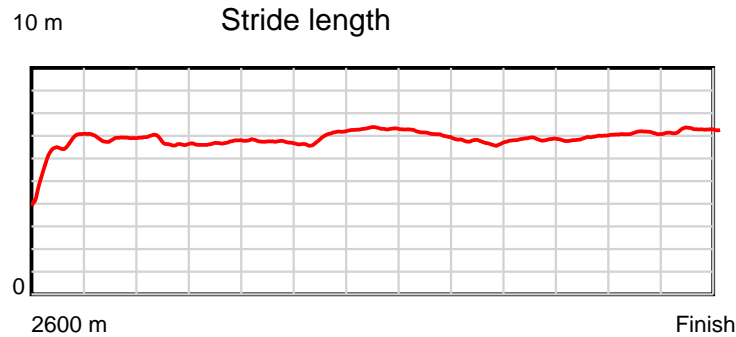
Disclaimer.

HRNZ and NZMTC and Thoroughbred Ratings Pty Ltd accepts no responsibility for the completeness or accuracy of any of the information contained herein, and makes no representations about its suitability for any particular purpose. Users should make their own judgements about those matters and/or seek independent advice. You assume all risks associated with use of the data provided on this page.

Race Results

September 29, 2023, Race 5, NEVELE R '50 YEARS OF SUCCESS' HANDICAP PACE, Distance 2600m, Addington - Survey 3200m

Result	TAB no.	Horse (Barrier)	2200m to	2000m to	1800m to	1600m to	1400m to	1200m to	1000m to	800m to	600m to	400m to	200m to	Total or	Margin
3rd	9	Anything Goes (6)	2000m	1800m	1600m	1400m	1200m	1000m	800m	600m	400m	200m	WP	Average	
		Position in running (margin)	11(13.0)	11(12.3)	11(12.0)	11(11.8)	9(8.1)	3(2.2)	2(1.8)	2(0.9)	2(0.8)	1(0.0)	1(0.0)		2.00
		Sectional time (s)	15.16	15.32	15.78	14.79	13.64	14.59	15.09	15.04	14.71	14.01	13.18		
		Cumulative time (s)	161.31	146.15	130.83	115.05	100.26	86.62	72.03	56.94	41.90	27.19	13.18	3:12.98	
		Speed (m/s)	13.19	13.05	12.67	13.52	14.66	13.71	13.25	13.30	13.60	14.28	15.17	13.47	
		Stride length (m)	6.70	6.70	6.61	6.70	7.33	6.94	6.74	6.83	6.79	6.95	7.33	6.82	
		Stride duration (s)	0.508	0.513	0.521	0.495	0.500	0.506	0.509	0.513	0.499	0.487	0.483	0.506	
		Stride efficiency (%)	70.07	70.09	68.22	70.14	84.03	75.28	71.09	72.79	72.05	75.43	83.94	72.63	
		Stride count	29.87	29.86	30.27	29.85	27.27	28.81	29.65	29.30	29.46	28.79	27.29	381.38	



Note: Horizontal distance axis grid lines are 200m furlongs.

Disclaimer.

HRNZ and NZMTC and Thoroughbred Ratings Pty Ltd accepts no responsibility for the completeness or accuracy of any of the information contained herein, and makes no representations about its suitability for any particular purpose. Users should make their own judgements about those matters and/or seek independent advice. You assume all risks associated with use of the data provided on this page.



Race Results



September 29, 2023, Race 5, NEVELE R '50 YEARS OF SUCCESS' HANDICAP PACE, Distance 2600m, Addington - Survey 3200m

Result	TAB no.	Horse (Barrier)	2600 to	2400m to
4th	3	Mo'unga (5)	2400m	2200m
		Position in running (margin)	-	1(0.0)
		Sectional time (s)	15.07	14.48
		Cumulative time (s)	193.08	178.01
		Speed (m/s)	13.27	13.81
		Stride length (m)	5.64	6.09
		Stride duration (s)	0.423	0.441
		Stride efficiency (%)	49.70	58.03
		Stride count	35.46	32.82

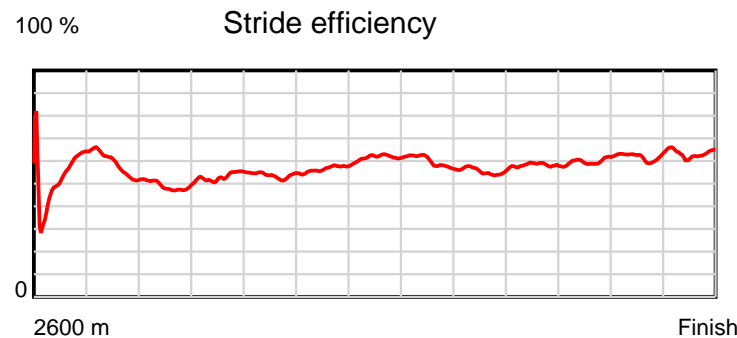
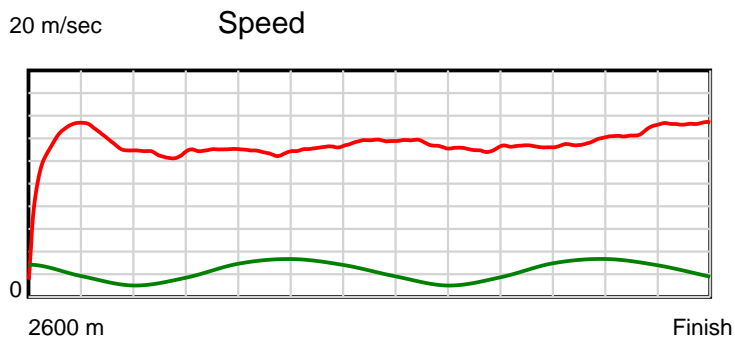
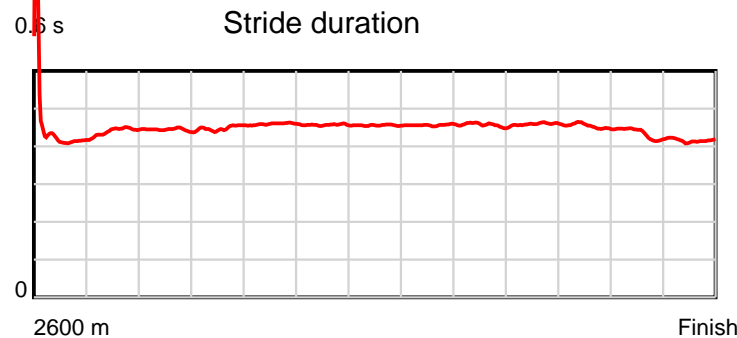
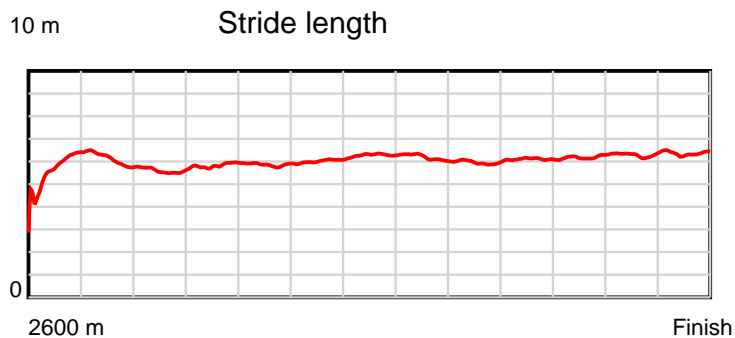
Disclaimer.

HRNZ and NZMTC and Thoroughbred Ratings Pty Ltd accepts no responsibility for the completeness or accuracy of any of the information contained herein, and makes no representations about its suitability for any particular purpose. Users should make their own judgements about those matters and/or seek independent advice. You assume all risks associated with use of the data provided on this page.

Race Results

September 29, 2023, Race 5, NEVELE R '50 YEARS OF SUCCESS' HANDICAP PACE, Distance 2600m, Addington - Survey 3200m

Result	TAB no.	Horse (Barrier)	2200m to	2000m to	1800m to	1600m to	1400m to	1200m to	1000m to	800m to	600m to	400m to	200m to	Total or	Margin
4th	3	Mo'unga (5)	2000m	1800m	1600m	1400m	1200m	1000m	800m	600m	400m	200m	WP	Average	
		Position in running (margin)	1(0.0)	2(1.6)	2(1.8)	2(1.9)	2(1.9)	2(1.5)	3(2.2)	3(1.6)	3(1.7)	3(1.8)	4(1.7)		2.60
		Sectional time (s)	15.55	15.40	15.84	15.41	14.56	14.78	15.12	15.07	14.86	13.99	12.95		
		Cumulative time (s)	163.53	147.98	132.58	116.74	101.33	86.77	71.99	56.87	41.80	26.94	12.95	3:13.08	
		Speed (m/s)	12.86	12.99	12.63	12.98	13.74	13.53	13.23	13.27	13.46	14.30	15.44	13.47	
		Stride length (m)	5.72	5.82	5.80	5.93	6.27	6.17	6.04	6.09	6.10	6.20	6.42	6.01	
		Stride duration (s)	0.445	0.448	0.459	0.457	0.456	0.456	0.457	0.459	0.453	0.433	0.415	0.447	
		Stride efficiency (%)	51.13	52.84	52.56	54.87	61.39	59.55	56.98	58.03	58.18	59.97	64.36	56.51	
		Stride count	34.97	34.39	34.49	33.75	31.91	32.40	33.12	32.82	32.78	32.28	31.16	432.35	



Note: Horizontal distance axis grid lines are 200m furlongs.

Disclaimer.

HRNZ and NZMTC and Thoroughbred Ratings Pty Ltd accepts no responsibility for the completeness or accuracy of any of the information contained herein, and makes no representations about its suitability for any particular purpose. Users should make their own judgements about those matters and/or seek independent advice. You assume all risks associated with use of the data provided on this page.



Race Results



September 29, 2023, Race 5, NEVELE R '50 YEARS OF SUCCESS' HANDICAP PACE, Distance 2600m, Addington - Survey 3200m

Result	TAB no.	Horse (Barrier)	2600 to	2400m to
5th	8	Heisenberg (3)	2400m	2200m
		Position in running (margin)	-	7(5.9)
		Sectional time (s)	15.93	14.45
		Cumulative time (s)	193.27	177.34
		Speed (m/s)	12.56	13.84
		Stride length (m)	0.00	0.00
		Stride duration (s)	0.000	0.000
		Stride efficiency (%)	0.00	0.00
		Stride count	0.00	0.00

Disclaimer.

HRNZ and NZMTC and Thoroughbred Ratings Pty Ltd accepts no responsibility for the completeness or accuracy of any of the information contained herein, and makes no representations about its suitability for any particular purpose. Users should make their own judgements about those matters and/or seek independent advice. You assume all risks associated with use of the data provided on this page.




Race Results

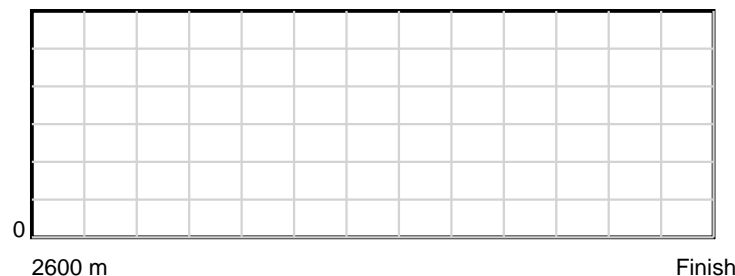
September 29, 2023, Race 5, NEVELE R '50 YEARS OF SUCCESS' HANDICAP PACE, Distance 2600m, Addington - Survey 3200m

Result	TAB no.	Horse (Barrier)	2200m to	2000m to	1800m to	1600m to	1400m to	1200m to	1000m to	800m to	600m to	400m to	200m to	Total or	Margin
5th	8	Heisenberg (3)	2000m	1800m	1600m	1400m	1200m	1000m	800m	600m	400m	200m	WP	Average	
		Position in running (margin)	6(5.7)	5(6.0)	5(5.7)	6(6.0)	6(5.4)	7(5.2)	7(5.4)	6(4.7)	6(5.0)	5(3.5)	6(2.7)		3.60
		Sectional time (s)	15.33	15.30	15.88	15.31	14.60	14.69	15.12	15.10	14.58	13.88	13.10		
		Cumulative time (s)	162.89	147.56	132.26	116.38	101.07	86.47	71.78	56.66	41.56	26.98	13.10	3:13.27	
		Speed (m/s)	13.05	13.07	12.59	13.06	13.70	13.61	13.23	13.25	13.72	14.41	15.27	13.45	
		Stride length (m)	0.00	0.00	0.00	0.00	0.00	0.00	0.00	0.00	0.00	0.00	0.00	nan	
		Stride duration (s)	0.000	0.000	0.000	0.000	0.000	0.000	0.000	0.000	0.000	0.000	0.000	nan	
		Stride efficiency (%)	0.00	0.00	0.00	0.00	0.00	0.00	0.00	0.00	0.00	0.00	0.00	nan	
		Stride count	0.00	0.00	0.00	0.00	0.00	0.00	0.00	0.00	0.00	0.00	0.00	0.00	


10 m Stride length




0.6 s Stride duration



20 m/sec Speed



100 % Stride efficiency



Note: Horizontal distance axis grid lines are 200m furlongs.

Disclaimer.

HRNZ and NZMTC and Thoroughbred Ratings Pty Ltd accepts no responsibility for the completeness or accuracy of any of the information contained herein, and makes no representations about its suitability for any particular purpose. Users should make their own judgements about those matters and/or seek independent advice. You assume all risks associated with use of the data provided on this page.



Race Results



September 29, 2023, Race 5, NEVELE R '50 YEARS OF SUCCESS' HANDICAP PACE, Distance 2600m, Addington - Survey 3200m

Result	TAB no.	Horse (Barrier)	2600 to	2400m to
6th	6	Jimmy James Ma... (11)	2400m	2200m
		Position in running (margin)	-	10(9.7)
		Sectional time (s)	16.59	14.49
		Cumulative time (s)	193.34	176.75
		Speed (m/s)	12.06	13.80
		Stride length (m)	5.08	6.14
		Stride duration (s)	0.422	0.445
		Stride efficiency (%)	40.39	58.94
		Stride count	39.34	32.56

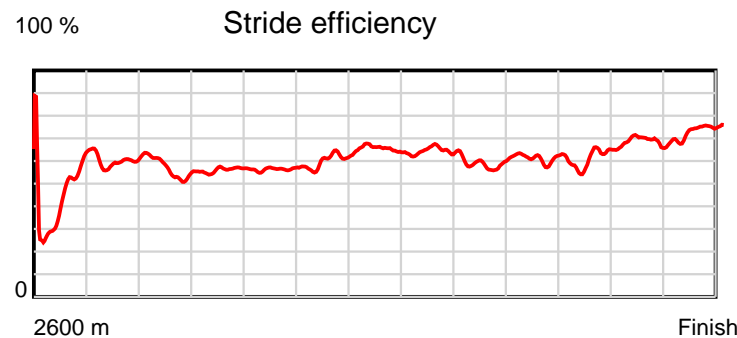
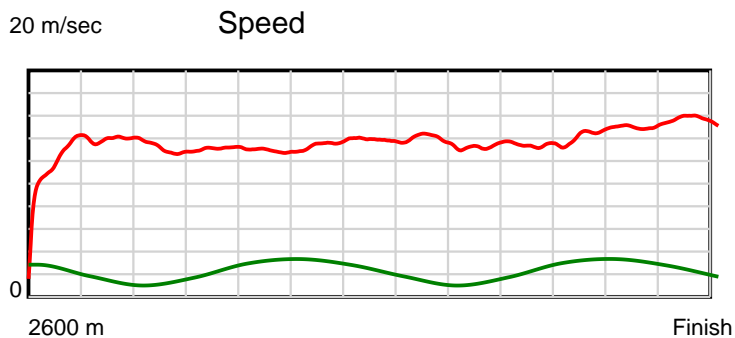
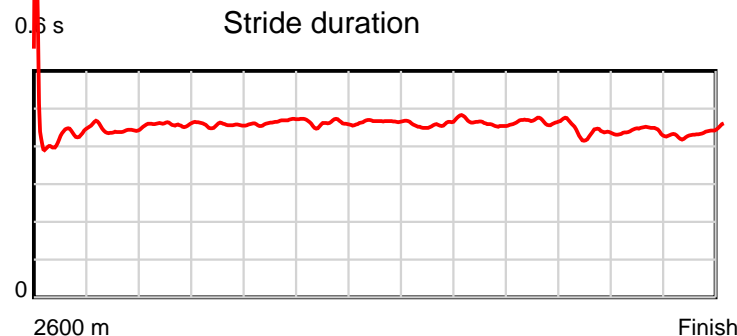
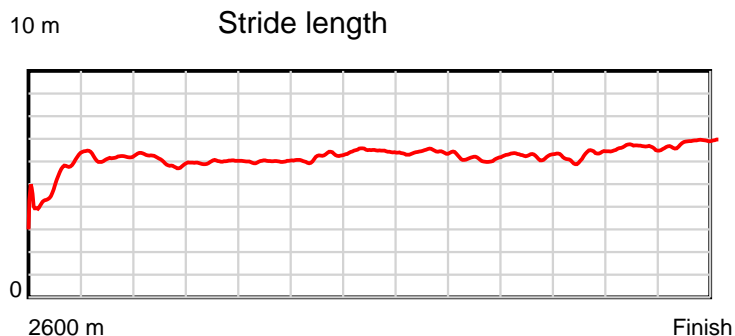
Disclaimer.

HRNZ and NZMTC and Thoroughbred Ratings Pty Ltd accepts no responsibility for the completeness or accuracy of any of the information contained herein, and makes no representations about its suitability for any particular purpose. Users should make their own judgements about those matters and/or seek independent advice. You assume all risks associated with use of the data provided on this page.

Race Results

September 29, 2023, Race 5, NEVELE R '50 YEARS OF SUCCESS' HANDICAP PACE, Distance 2600m, Addington - Survey 3200m

Result	TAB no.	Horse (Barrier)	2200m to	2000m to	1800m to	1600m to	1400m to	1200m to	1000m to	800m to	600m to	400m to	200m to	Total or	Margin
6th	6	Jimmy James Ma... (11)	2000m	1800m	1600m	1400m	1200m	1000m	800m	600m	400m	200m	WP	Average	
		Position in running (margin)	10(9.8)	9(10.0)	9(9.5)	9(9.7)	11(9.5)	10(8.9)	10(8.7)	10(8.2)	10(8.3)	9(5.7)	9(4.9)		4.00
		Sectional time (s)	15.32	15.28	15.86	15.38	14.52	14.62	15.15	15.06	14.42	13.86	12.79		
		Cumulative time (s)	162.26	146.94	131.66	115.80	100.42	85.90	71.28	56.13	41.07	26.65	12.79	3:13.34	
		Speed (m/s)	13.05	13.09	12.61	13.00	13.77	13.68	13.20	13.28	13.87	14.43	15.64	13.45	
		Stride length (m)	5.99	5.98	5.86	6.00	6.43	6.28	6.08	6.21	6.05	6.36	6.85	6.08	
		Stride duration (s)	0.459	0.457	0.465	0.461	0.467	0.460	0.460	0.468	0.436	0.441	0.438	0.452	
		Stride efficiency (%)	55.99	55.92	53.66	56.25	64.53	61.72	57.75	60.32	57.19	63.26	73.30	57.69	
		Stride count	33.41	33.43	34.13	33.34	31.12	31.82	32.90	32.19	33.06	31.43	29.20	427.93	



Note: Horizontal distance axis grid lines are 200m furlongs.

Disclaimer.

HRNZ and NZMTC and Thoroughbred Ratings Pty Ltd accepts no responsibility for the completeness or accuracy of any of the information contained herein, and makes no representations about its suitability for any particular purpose. Users should make their own judgements about those matters and/or seek independent advice. You assume all risks associated with use of the data provided on this page.



Race Results



September 29, 2023, Race 5, NEVELE R '50 YEARS OF SUCCESS' HANDICAP PACE, Distance 2600m, Addington - Survey 3200m

Result	TAB no.	Horse (Barrier)	2600 to	2400m to
7th	5	Cya Art (10)	2400m	2200m
		Position in running (margin)	-	8(8.1)
		Sectional time (s)	16.33	14.50
		Cumulative time (s)	193.42	177.09
		Speed (m/s)	12.25	13.79
		Stride length (m)	5.28	6.03
		Stride duration (s)	0.426	0.437
		Stride efficiency (%)	43.50	56.80
		Stride count	37.91	33.17

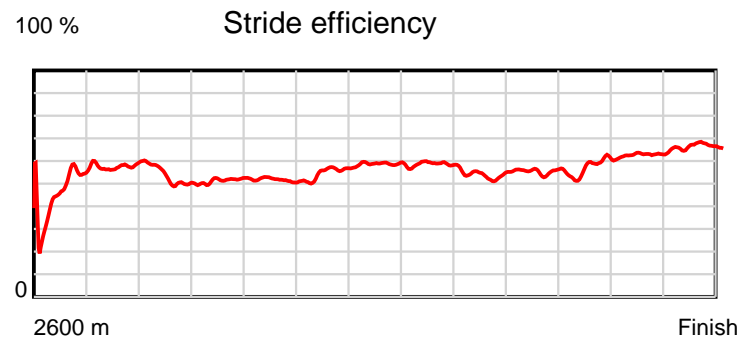
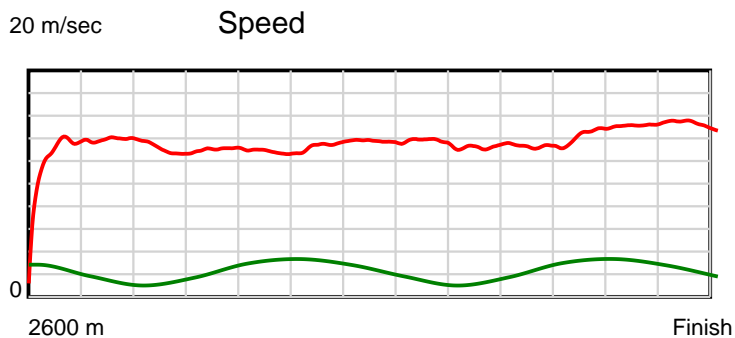
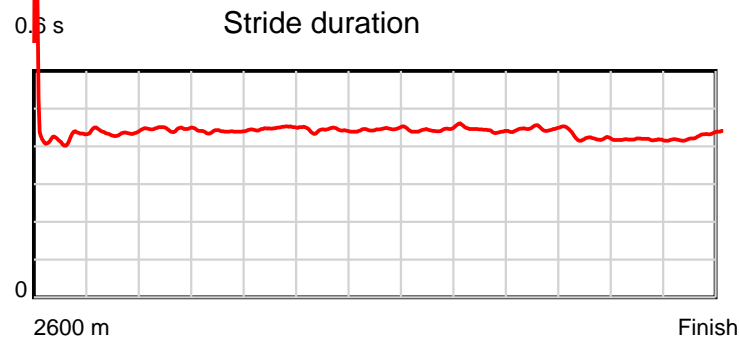
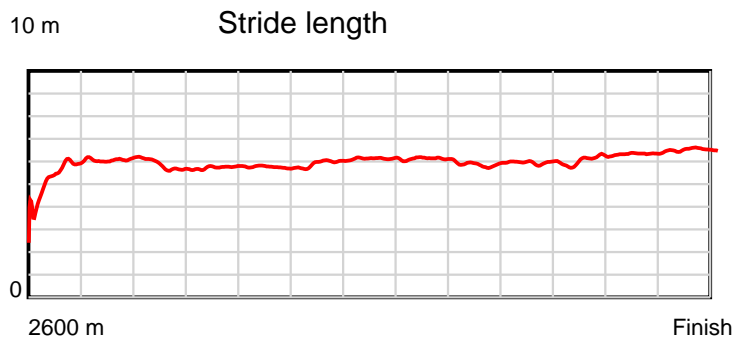
Disclaimer.

HRNZ and NZMTC and Thoroughbred Ratings Pty Ltd accepts no responsibility for the completeness or accuracy of any of the information contained herein, and makes no representations about its suitability for any particular purpose. Users should make their own judgements about those matters and/or seek independent advice. You assume all risks associated with use of the data provided on this page.

Race Results

September 29, 2023, Race 5, NEVELE R '50 YEARS OF SUCCESS' HANDICAP PACE, Distance 2600m, Addington - Survey 3200m

Result	TAB no.	Horse (Barrier)	2200m to	2000m to	1800m to	1600m to	1400m to	1200m to	1000m to	800m to	600m to	400m to	200m to	Total or	Margin
7th	5	Cya Art (10)	2000m	1800m	1600m	1400m	1200m	1000m	800m	600m	400m	200m	WP	Average	
		Position in running (margin)	8(8.2)	7(7.9)	7(7.4)	7(7.8)	8(7.7)	8(7.2)	8(7.2)	8(6.3)	8(6.3)	7(3.7)	7(3.1)		4.50
		Sectional time (s)	15.23	15.28	15.89	15.39	14.54	14.67	15.07	15.06	14.40	13.91	13.15		
		Cumulative time (s)	162.59	147.36	132.08	116.19	100.80	86.26	71.59	56.52	41.46	27.06	13.15	3:13.42	
		Speed (m/s)	13.13	13.09	12.59	13.00	13.76	13.63	13.27	13.28	13.89	14.38	15.21	13.44	
		Stride length (m)	5.87	5.75	5.64	5.76	6.14	6.07	5.87	5.95	5.86	6.01	6.52	5.89	
		Stride duration (s)	0.447	0.439	0.448	0.443	0.446	0.445	0.442	0.448	0.422	0.418	0.429	0.438	
		Stride efficiency (%)	53.80	51.65	49.71	51.86	58.88	57.56	53.77	55.36	53.65	56.47	66.49	54.21	
		Stride count	34.09	34.79	35.46	34.72	32.58	32.95	34.10	33.60	34.13	33.27	30.66	441.43	



Note: Horizontal distance axis grid lines are 200m furlongs.

Disclaimer.

HRNZ and NZMTC and Thoroughbred Ratings Pty Ltd accepts no responsibility for the completeness or accuracy of any of the information contained herein, and makes no representations about its suitability for any particular purpose. Users should make their own judgements about those matters and/or seek independent advice. You assume all risks associated with use of the data provided on this page.



Race Results



September 29, 2023, Race 5, NEVELE R '50 YEARS OF SUCCESS' HANDICAP PACE, Distance 2600m, Addington - Survey 3200m

Result	TAB no.	Horse (Barrier)	2600 to	2400m to
8th	4	Deceptive Lee (7)	2400m	2200m
		Position in running (margin)	-	4(3.6)
		Sectional time (s)	15.69	14.07
		Cumulative time (s)	193.67	177.98
		Speed (m/s)	12.75	14.21
		Stride length (m)	5.74	6.25
		Stride duration (s)	0.442	0.439
		Stride efficiency (%)	51.47	60.98
		Stride count	34.85	32.02

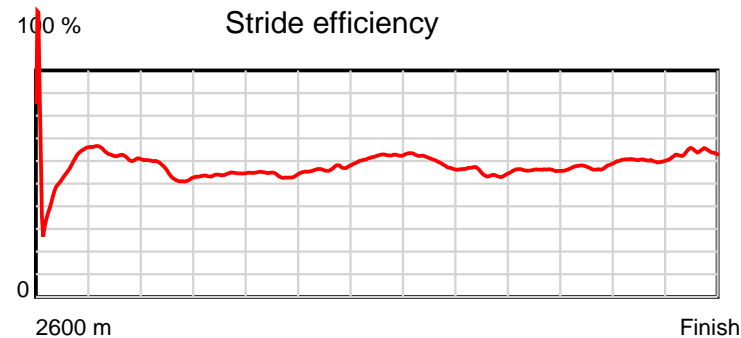
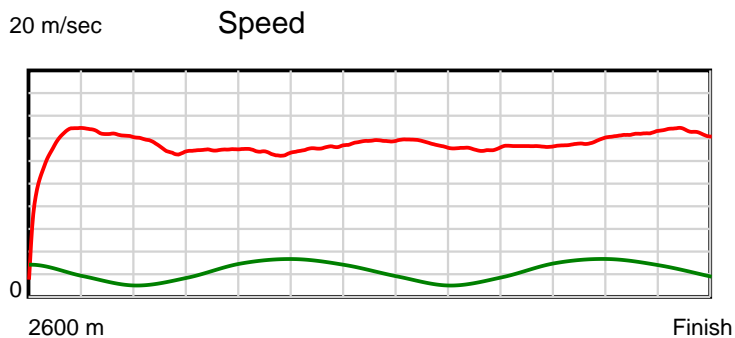
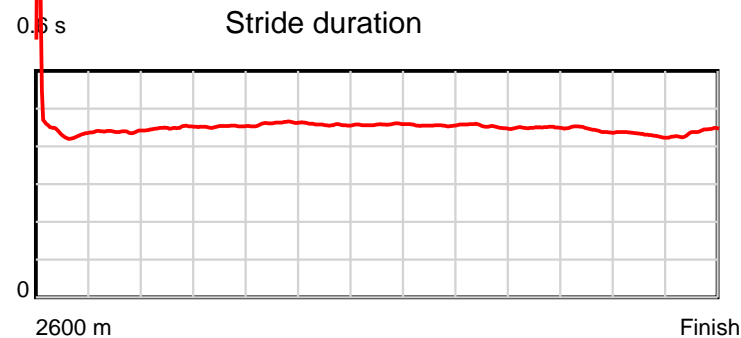
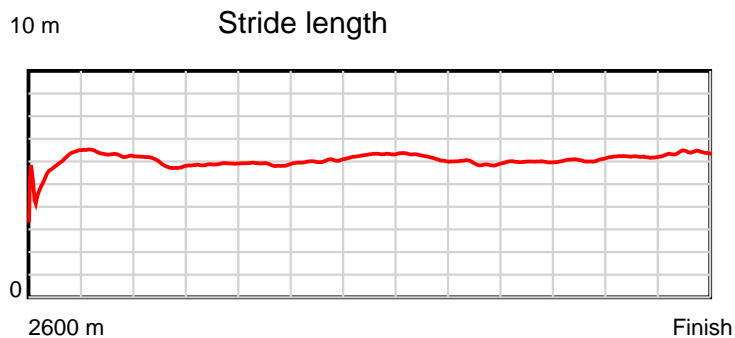
Disclaimer.

HRNZ and NZMTC and Thoroughbred Ratings Pty Ltd accepts no responsibility for the completeness or accuracy of any of the information contained herein, and makes no representations about its suitability for any particular purpose. Users should make their own judgements about those matters and/or seek independent advice. You assume all risks associated with use of the data provided on this page.

Race Results

September 29, 2023, Race 5, NEVELE R '50 YEARS OF SUCCESS' HANDICAP PACE, Distance 2600m, Addington - Survey 3200m

Result	TAB no.	Horse (Barrier)	2200m to	2000m to	1800m to	1600m to	1400m to	1200m to	1000m to	800m to	600m to	400m to	200m to	Total or	Margin
8th	4	Deceptive Lee (7)	2000m	1800m	1600m	1400m	1200m	1000m	800m	600m	400m	200m	WP	Average	
		Position in running (margin)	2(1.2)	1(0.0)	1(0.0)	1(0.0)	1(0.0)	1(0.0)	1(0.0)	1(0.0)	1(0.0)	2(0.3)	3(1.1)		5.90
		Sectional time (s)	15.08	15.37	15.82	15.41	14.63	14.65	15.23	15.06	14.89	14.14	13.63		
		Cumulative time (s)	163.91	148.83	133.46	117.64	102.23	87.60	72.95	57.72	42.66	27.77	13.63	3:13.67	
		Speed (m/s)	13.26	13.01	12.64	12.98	13.67	13.65	13.13	13.28	13.43	14.14	14.67	13.43	
		Stride length (m)	5.96	5.89	5.83	5.94	6.26	6.21	5.95	5.98	5.97	6.09	6.43	6.03	
		Stride duration (s)	0.449	0.453	0.461	0.458	0.458	0.455	0.453	0.450	0.445	0.431	0.438	0.449	
		Stride efficiency (%)	55.45	54.22	53.05	55.14	61.30	60.33	55.36	55.81	55.69	58.02	64.59	56.87	
		Stride count	33.57	33.95	34.33	33.67	31.93	32.19	33.60	33.46	33.50	32.82	31.11	431.00	



Note: Horizontal distance axis grid lines are 200m furlongs.

Disclaimer.

HRNZ and NZMTC and Thoroughbred Ratings Pty Ltd accepts no responsibility for the completeness or accuracy of any of the information contained herein, and makes no representations about its suitability for any particular purpose. Users should make their own judgements about those matters and/or seek independent advice. You assume all risks associated with use of the data provided on this page.



Race Results



September 29, 2023, Race 5, NEVELE R '50 YEARS OF SUCCESS' HANDICAP PACE, Distance 2600m, Addington - Survey 3200m

Result	TAB no.	Horse (Barrier)	2600 to	2400m to
9th	10	American Me (8)	2400m	2200m
		Position in running (margin)	-	9(9.5)
		Sectional time (s)	16.36	14.38
		Cumulative time (s)	193.69	177.33
		Speed (m/s)	12.23	13.91
		Stride length (m)	6.04	6.40
		Stride duration (s)	0.457	0.460
		Stride efficiency (%)	56.99	64.03
		Stride count	33.12	31.25

Disclaimer.

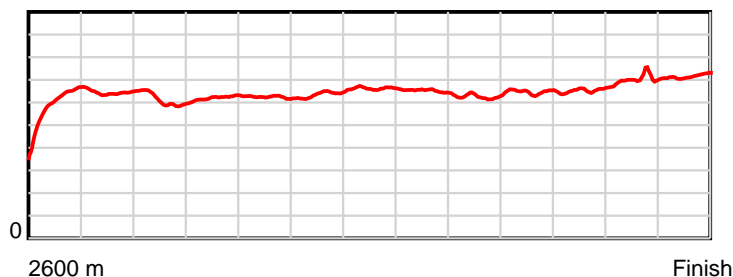
HRNZ and NZMTC and Thoroughbred Ratings Pty Ltd accepts no responsibility for the completeness or accuracy of any of the information contained herein, and makes no representations about its suitability for any particular purpose. Users should make their own judgements about those matters and/or seek independent advice. You assume all risks associated with use of the data provided on this page.

Race Results

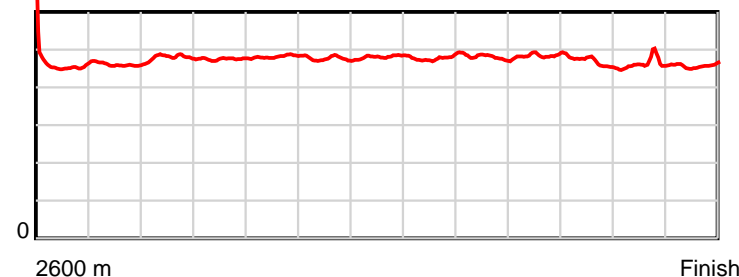
September 29, 2023, Race 5, NEVELE R '50 YEARS OF SUCCESS' HANDICAP PACE, Distance 2600m, Addington - Survey 3200m

Result	TAB no.	Horse (Barrier)	2200m to	2000m to	1800m to	1600m to	1400m to	1200m to	1000m to	800m to	600m to	400m to	200m to	Total or	Margin
9th	10	American Me (8)	2000m	1800m	1600m	1400m	1200m	1000m	800m	600m	400m	200m	WP	Average	
		Position in running (margin)	9(9.0)	10(11.0)	10(11.2)	10(9.9)	10(9.5)	11(9.1)	11(9.3)	11(9.1)	12(9.1)	12(8.5)	12(6.8)		6.00
		Sectional time (s)	15.63	15.40	15.61	15.34	14.56	14.69	15.20	15.05	14.73	13.73	13.01		
		Cumulative time (s)	162.95	147.32	131.92	116.31	100.97	86.41	71.72	56.52	41.47	26.74	13.01	3:13.69	
		Speed (m/s)	12.80	12.99	12.81	13.04	13.74	13.61	13.16	13.29	13.58	14.57	15.37	13.42	
		Stride length (m)	6.14	6.17	6.17	6.21	6.60	6.50	6.32	6.44	6.36	6.65	7.05	6.38	
		Stride duration (s)	0.480	0.475	0.481	0.476	0.481	0.477	0.480	0.484	0.469	0.457	0.458	0.475	
		Stride efficiency (%)	58.92	59.51	59.42	60.28	68.16	66.08	62.38	64.71	63.25	69.10	77.59	63.56	
		Stride count	32.57	32.41	32.43	32.20	30.28	30.76	31.66	31.08	31.44	30.08	28.38	407.66	

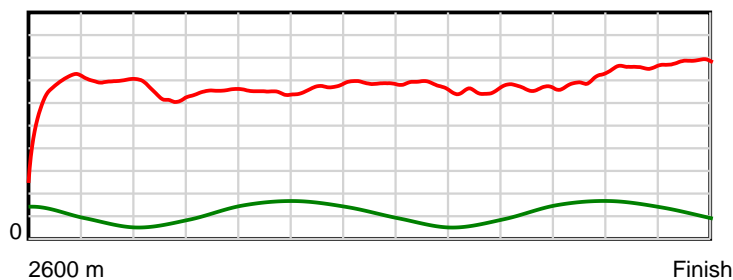
10 m Stride length



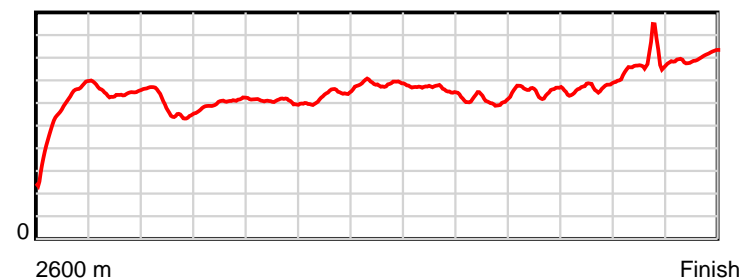
0.6 s Stride duration



20 m/sec Speed



100 % Stride efficiency



Note: Horizontal distance axis grid lines are 200m furlongs.

Disclaimer.

HRNZ and NZMTC and Thoroughbred Ratings Pty Ltd accepts no responsibility for the completeness or accuracy of any of the information contained herein, and makes no representations about its suitability for any particular purpose. Users should make their own judgements about those matters and/or seek independent advice. You assume all risks associated with use of the data provided on this page.



Race Results



September 29, 2023, Race 5, NEVELE R '50 YEARS OF SUCCESS' HANDICAP PACE, Distance 2600m, Addington - Survey 3200m

Result	TAB no.	Horse (Barrier)	2600 to	2400m to
10th	7	Homebush Lad (1)	2400m	2200m
		Position in running (margin)	-	6(5.7)
		Sectional time (s)	15.87	14.54
		Cumulative time (s)	193.73	177.86
		Speed (m/s)	12.61	13.76
		Stride length (m)	5.87	6.16
		Stride duration (s)	0.431	0.448
		Stride efficiency (%)	53.79	59.26
		Stride count	34.09	32.48

Disclaimer.

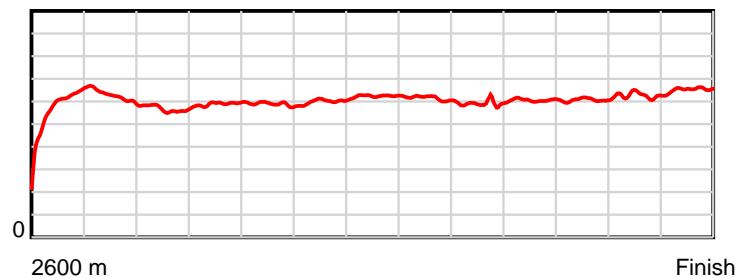
HRNZ and NZMTC and Thoroughbred Ratings Pty Ltd accepts no responsibility for the completeness or accuracy of any of the information contained herein, and makes no representations about its suitability for any particular purpose. Users should make their own judgements about those matters and/or seek independent advice. You assume all risks associated with use of the data provided on this page.

Race Results

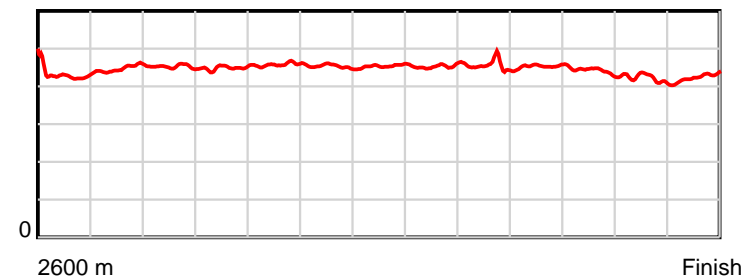
September 29, 2023, Race 5, NEVELE R '50 YEARS OF SUCCESS' HANDICAP PACE, Distance 2600m, Addington - Survey 3200m

Result	TAB no.	Horse (Barrier)	2200m to	2000m to	1800m to	1600m to	1400m to	1200m to	1000m to	800m to	600m to	400m to	200m to	Total or	Margin
10th	7	Homebush Lad (1)	2000m	1800m	1600m	1400m	1200m	1000m	800m	600m	400m	200m	WP	Average	
		Position in running (margin)	7(6.1)	8(9.5)	8(8.5)	8(8.6)	7(7.5)	9(7.2)	9(7.5)	9(7.8)	9(7.6)	11(8.2)	11(5.9)		6.30
		Sectional time (s)	15.84	15.19	15.84	15.24	14.57	14.70	15.28	15.02	14.94	13.62	13.08		
		Cumulative time (s)	163.32	147.48	132.29	116.45	101.21	86.64	71.94	56.66	41.64	26.70	13.08	3:13.73	
		Speed (m/s)	12.63	13.17	12.63	13.12	13.73	13.61	13.09	13.32	13.39	14.68	15.29	13.42	
		Stride length (m)	5.71	5.91	5.78	5.95	6.23	6.16	5.92	6.04	5.90	6.18	6.52	6.02	
		Stride duration (s)	0.452	0.449	0.458	0.453	0.454	0.453	0.453	0.454	0.441	0.421	0.426	0.448	
		Stride efficiency (%)	50.90	54.54	52.13	55.24	60.69	59.31	54.78	57.01	54.33	59.72	66.39	56.57	
		Stride count	35.04	33.85	34.63	33.64	32.09	32.46	33.78	33.11	33.92	32.35	30.68	432.12	

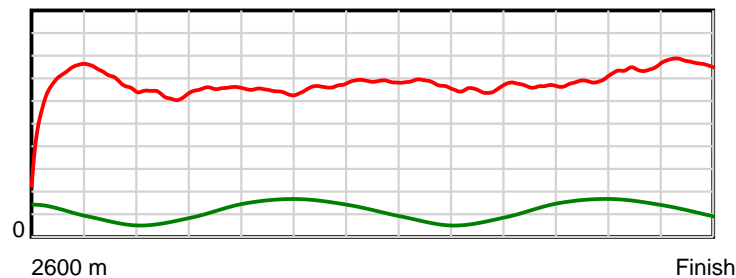
10 m Stride length



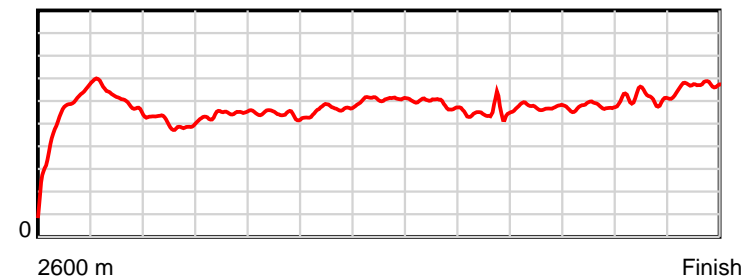
0.6 s Stride duration



20 m/sec Speed



100 % Stride efficiency



Note: Horizontal distance axis grid lines are 200m furlongs.

Disclaimer.

HRNZ and NZMTC and Thoroughbred Ratings Pty Ltd accepts no responsibility for the completeness or accuracy of any of the information contained herein, and makes no representations about its suitability for any particular purpose. Users should make their own judgements about those matters and/or seek independent advice. You assume all risks associated with use of the data provided on this page.



Race Results



September 29, 2023, Race 5, NEVELE R '50 YEARS OF SUCCESS' HANDICAP PACE, Distance 2600m, Addington - Survey 3200m

Result	TAB no.	Horse (Barrier)	2600 to	2400m to
11th	2	Here's Herbie (4)	2400m	2200m
		Position in running (margin)	-	2(0.9)
		Sectional time (s)	15.15	14.70
		Cumulative time (s)	193.83	178.68
		Speed (m/s)	13.20	13.61
		Stride length (m)	6.10	6.60
		Stride duration (s)	0.465	0.485
		Stride efficiency (%)	58.19	68.07
		Stride count	32.78	30.30

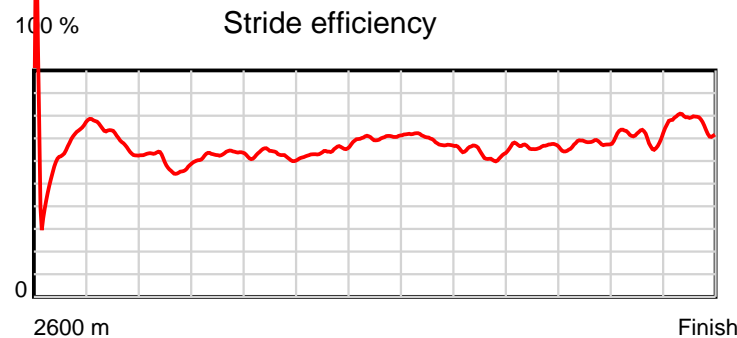
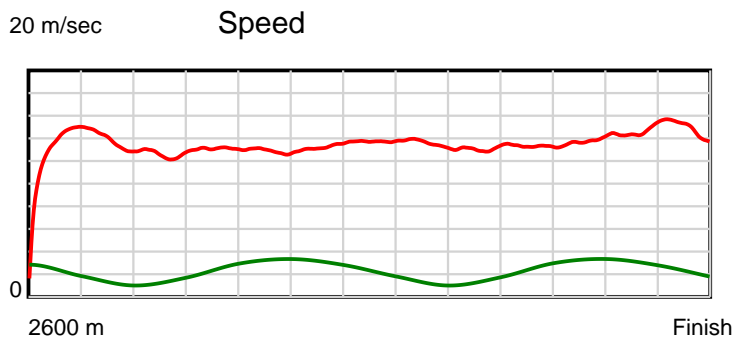
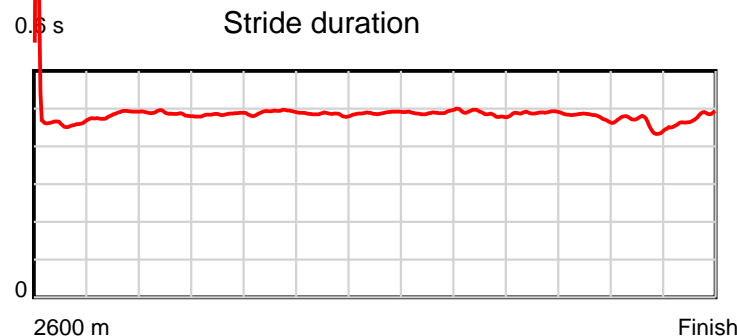
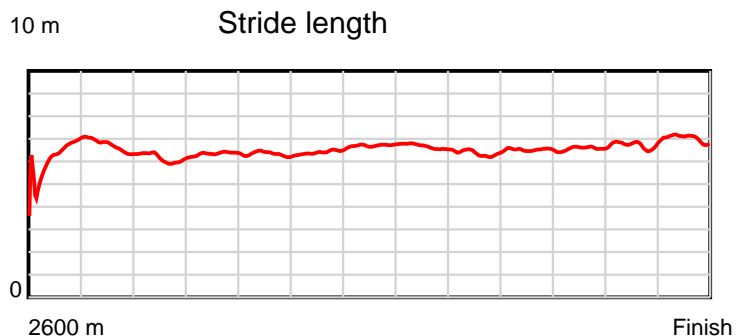
Disclaimer.

HRNZ and NZMTC and Thoroughbred Ratings Pty Ltd accepts no responsibility for the completeness or accuracy of any of the information contained herein, and makes no representations about its suitability for any particular purpose. Users should make their own judgements about those matters and/or seek independent advice. You assume all risks associated with use of the data provided on this page.

Race Results

September 29, 2023, Race 5, NEVELE R '50 YEARS OF SUCCESS' HANDICAP PACE, Distance 2600m, Addington - Survey 3200m

Result	TAB no.	Horse (Barrier)	2200m to	2000m to	1800m to	1600m to	1400m to	1200m to	1000m to	800m to	600m to	400m to	200m to	Total or	Margin
11th	2	Here's Herbie (4)	2000m	1800m	1600m	1400m	1200m	1000m	800m	600m	400m	200m	WP	Average	
		Position in running (margin)	3(2.2)	4(4.6)	4(4.4)	3(3.8)	3(3.6)	4(3.4)	5(4.3)	5(3.5)	5(3.6)	6(3.7)	8(3.3)		6.90
		Sectional time (s)	15.68	15.33	15.72	15.38	14.59	14.80	15.10	15.07	14.85	13.95	13.51		
		Cumulative time (s)	163.98	148.30	132.97	117.25	101.87	87.28	72.48	57.38	42.31	27.46	13.51	3:13.83	
		Speed (m/s)	12.76	13.05	12.72	13.00	13.71	13.51	13.25	13.27	13.47	14.34	14.80	13.41	
		Stride length (m)	6.21	6.33	6.24	6.31	6.70	6.62	6.44	6.50	6.45	6.62	7.03	6.47	
		Stride duration (s)	0.487	0.485	0.491	0.485	0.489	0.490	0.487	0.490	0.479	0.462	0.475	0.482	
		Stride efficiency (%)	60.33	62.55	60.84	62.20	70.08	68.57	64.91	65.99	64.98	68.50	77.30	65.31	
		Stride count	32.19	31.61	32.05	31.70	29.86	30.19	31.03	30.78	31.02	30.21	28.44	402.16	



Note: Horizontal distance axis grid lines are 200m furlongs.

Disclaimer.

HRNZ and NZMTC and Thoroughbred Ratings Pty Ltd accepts no responsibility for the completeness or accuracy of any of the information contained herein, and makes no representations about its suitability for any particular purpose. Users should make their own judgements about those matters and/or seek independent advice. You assume all risks associated with use of the data provided on this page.



Race Results



September 29, 2023, Race 5, NEVELE R '50 YEARS OF SUCCESS' HANDICAP PACE, Distance 2600m, Addington - Survey 3200m

Result	TAB no.	Horse (Barrier)	2600 to	2400m to
12th	13	Mighty Looee (0)	2400m	2200m
		Position in running (margin)	-	12(13.8)
		Sectional time (s)	17.18	14.66
		Cumulative time (s)	193.94	176.76
		Speed (m/s)	11.64	13.64
		Stride length (m)	5.65	5.88
		Stride duration (s)	0.411	0.431
		Stride efficiency (%)	49.89	54.10
		Stride count	35.40	33.99

Disclaimer.

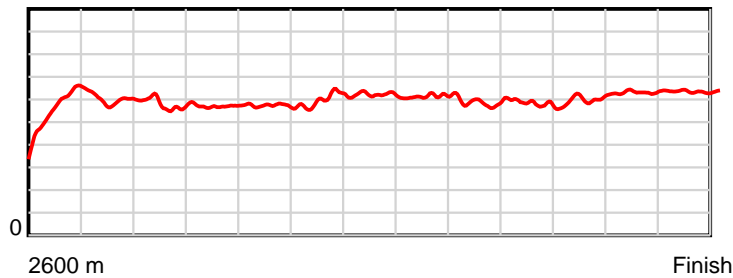
HRNZ and NZMTC and Thoroughbred Ratings Pty Ltd accepts no responsibility for the completeness or accuracy of any of the information contained herein, and makes no representations about its suitability for any particular purpose. Users should make their own judgements about those matters and/or seek independent advice. You assume all risks associated with use of the data provided on this page.

Race Results

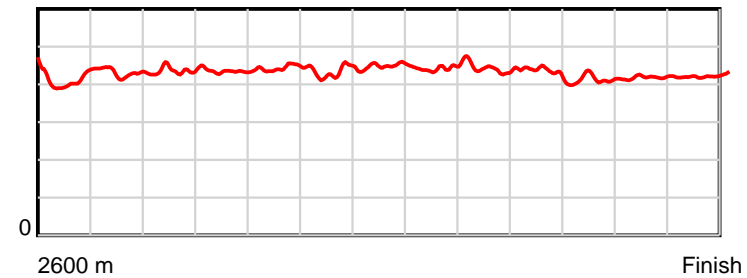
September 29, 2023, Race 5, NEVELE R '50 YEARS OF SUCCESS' HANDICAP PACE, Distance 2600m, Addington - Survey 3200m

Result	TAB no.	Horse (Barrier)	2200m to	2000m to	1800m to	1600m to	1400m to	1200m to	1000m to	800m to	600m to	400m to	200m to	Total or	Margin
12th	13	Mighty Looee (0)	2000m	1800m	1600m	1400m	1200m	1000m	800m	600m	400m	200m	WP	Average	
		Position in running (margin)	12(14.9)	12(14.3)	12(13.6)	12(14.0)	12(11.3)	12(10.7)	12(10.5)	12(9.9)	11(8.9)	10(5.8)	10(5.5)		7.50
		Sectional time (s)	15.18	15.24	15.90	14.95	14.52	14.62	15.14	14.88	14.32	13.97	13.38		
		Cumulative time (s)	162.10	146.92	131.68	115.78	100.83	86.31	71.69	56.55	41.67	27.35	13.38	3:13.94	
		Speed (m/s)	13.18	13.12	12.58	13.38	13.77	13.68	13.21	13.44	13.97	14.32	14.95	13.41	
		Stride length (m)	5.75	5.71	5.57	5.81	6.19	6.08	5.83	5.80	5.78	6.00	6.32	5.87	
		Stride duration (s)	0.436	0.435	0.443	0.434	0.450	0.445	0.441	0.431	0.414	0.419	0.423	0.438	
		Stride efficiency (%)	51.63	50.95	48.57	52.73	59.95	57.84	53.11	52.53	52.20	56.22	62.50	53.81	
		Stride count	34.80	35.03	35.88	34.43	32.29	32.87	34.31	34.50	34.60	33.34	31.62	443.06	

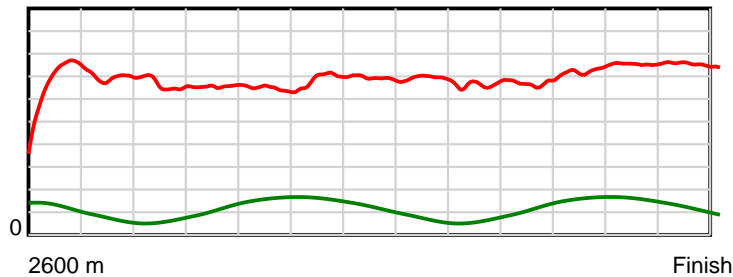
10 m Stride length



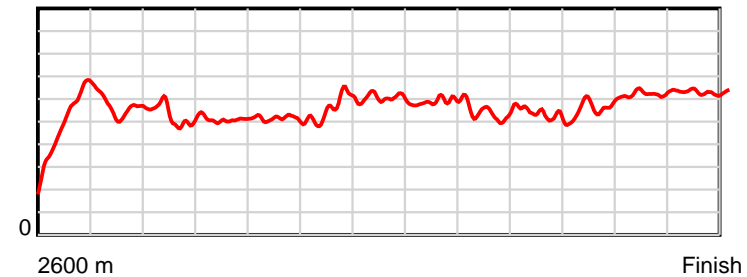
0.6 s Stride duration



20 m/sec Speed



100 % Stride efficiency



Note: Horizontal distance axis grid lines are 200m furlongs.

Disclaimer.

HRNZ and NZMTC and Thoroughbred Ratings Pty Ltd accepts no responsibility for the completeness or accuracy of any of the information contained herein, and makes no representations about its suitability for any particular purpose. Users should make their own judgements about those matters and/or seek independent advice. You assume all risks associated with use of the data provided on this page.



Race Results



September 29, 2023, Race 6, PAUL RENWICK JOINERY HANDICAP TROT, Distance 2600m, Addington - Survey 3200m

Result	TAB no.	Horse (Barrier)	2600 to	2400m to
1st	8	Muscle Mountai... (0)	2400m	2200m
		Position in running (margin)	-	8(11.4)
		Sectional time (s)	18.08	15.32
		Cumulative time (s)	195.67	177.59
		Speed (m/s)	11.06	13.05
		Stride length (m)	6.62	6.85
		Stride duration (s)	0.494	0.524
		Stride efficiency (%)	68.55	73.24
		Stride count	30.20	29.21

Disclaimer.

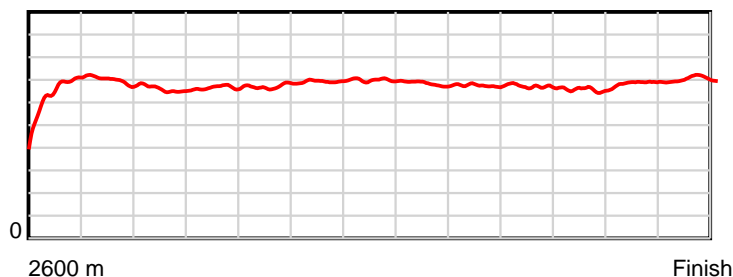
HRNZ and NZMTC and Thoroughbred Ratings Pty Ltd accepts no responsibility for the completeness or accuracy of any of the information contained herein, and makes no representations about its suitability for any particular purpose. Users should make their own judgements about those matters and/or seek independent advice. You assume all risks associated with use of the data provided on this page.

Race Results

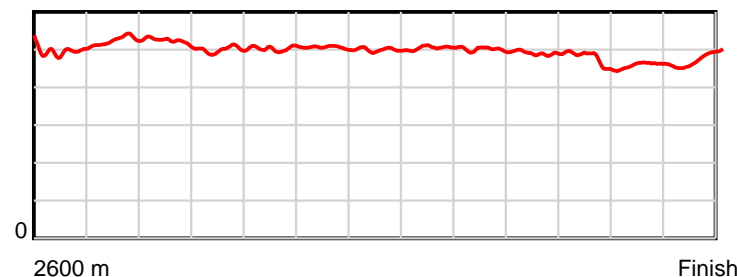
September 29, 2023, Race 6, PAUL RENWICK JOINERY HANDICAP TROT, Distance 2600m, Addington - Survey 3200m

Result	TAB no.	Horse (Barrier)	2200m to	2000m to	1800m to	1600m to	1400m to	1200m to	1000m to	800m to	600m to	400m to	200m to	Total or	Margin
1st	8	Muscle Mountai... (0)	2000m	1800m	1600m	1400m	1200m	1000m	800m	600m	400m	200m	WP	Average	
		Position in running (margin)	8(11.4)	8(9.5)	8(10.6)	8(10.5)	8(8.7)	7(7.3)	7(7.5)	8(7.8)	7(5.5)	5(2.2)	1(0.0)		0.00
		Sectional time (s)	16.17	14.93	15.20	14.69	14.31	15.25	15.12	14.63	14.66	13.66	13.65		
		Cumulative time (s)	162.27	146.10	131.17	115.97	101.28	86.97	71.72	56.60	41.97	27.31	13.65	3:15.67	
		Speed (m/s)	12.37	13.40	13.16	13.61	13.98	13.11	13.23	13.67	13.64	14.64	14.65	13.29	
		Stride length (m)	6.46	6.69	6.63	6.88	6.98	6.63	6.60	6.70	6.43	6.74	7.00	6.71	
		Stride duration (s)	0.522	0.499	0.504	0.505	0.500	0.505	0.499	0.490	0.471	0.460	0.478	0.505	
		Stride efficiency (%)	65.26	69.95	68.65	74.01	76.22	68.68	68.09	70.23	64.57	70.99	76.63	70.26	
		Stride count	30.95	29.89	30.17	29.06	28.64	30.17	30.30	29.83	31.11	29.67	28.56	387.76	

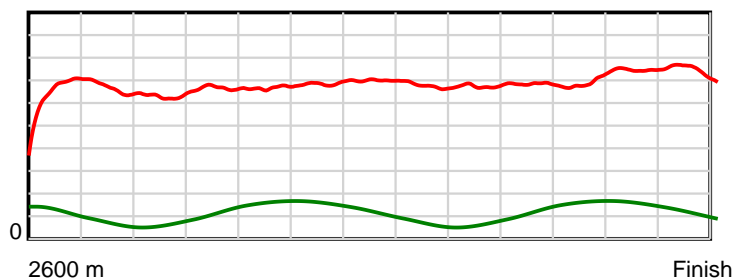
10 m Stride length



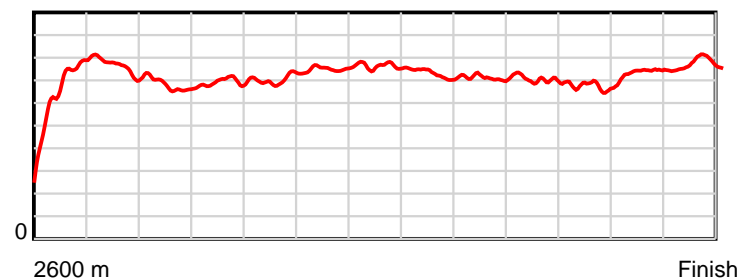
0.6 s Stride duration



20 m/sec Speed



100 % Stride efficiency



Note: Horizontal distance axis grid lines are 200m furlongs.

Disclaimer.

HRNZ and NZMTC and Thoroughbred Ratings Pty Ltd accepts no responsibility for the completeness or accuracy of any of the information contained herein, and makes no representations about its suitability for any particular purpose. Users should make their own judgements about those matters and/or seek independent advice. You assume all risks associated with use of the data provided on this page.



Race Results



September 29, 2023, Race 6, PAUL RENWICK JOINERY HANDICAP TROT, Distance 2600m, Addington - Survey 3200m

Result	TAB no.	Horse (Barrier)	2600 to	2400m to
2nd	7	Majestic Man (1)	2400m	2200m
		Position in running (margin)	-	7(10.0)
		Sectional time (s)	17.71	15.25
		Cumulative time (s)	196.05	178.34
		Speed (m/s)	11.29	13.11
		Stride length (m)	5.90	6.09
		Stride duration (s)	0.444	0.464
		Stride efficiency (%)	54.33	57.91
		Stride count	33.92	32.85

Disclaimer.

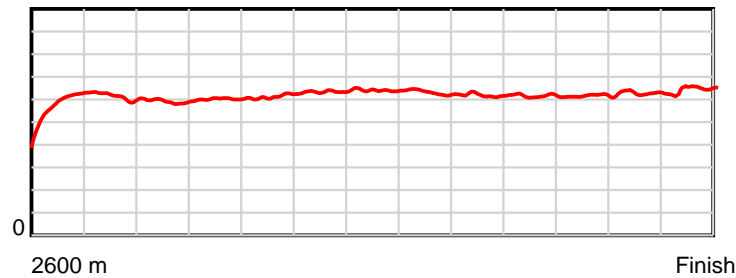
HRNZ and NZMTC and Thoroughbred Ratings Pty Ltd accepts no responsibility for the completeness or accuracy of any of the information contained herein, and makes no representations about its suitability for any particular purpose. Users should make their own judgements about those matters and/or seek independent advice. You assume all risks associated with use of the data provided on this page.

Race Results

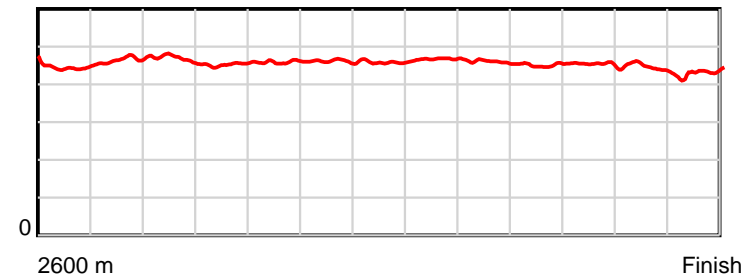
September 29, 2023, Race 6, PAUL RENWICK JOINERY HANDICAP TROT, Distance 2600m, Addington - Survey 3200m

Result	TAB no.	Horse (Barrier)	2200m to	2000m to	1800m to	1600m to	1400m to	1200m to	1000m to	800m to	600m to	400m to	200m to	Total or	Margin
2nd	7	Majestic Man (1)	2000m	1800m	1600m	1400m	1200m	1000m	800m	600m	400m	200m	WP	Average	
		Position in running (margin)	7(9.5)	7(6.9)	6(8.3)	6(7.5)	6(6.6)	6(6.0)	6(5.9)	5(5.5)	4(3.3)	3(1.7)	2(4.0)		2.20
		Sectional time (s)	16.05	14.99	15.09	14.82	14.45	15.20	14.99	14.65	14.94	14.41	13.50		
		Cumulative time (s)	163.09	147.04	132.05	116.96	102.14	87.69	72.49	57.50	42.85	27.91	13.50	3:16.05	
		Speed (m/s)	12.46	13.34	13.25	13.50	13.84	13.16	13.34	13.65	13.39	13.88	14.81	13.26	
		Stride length (m)	5.85	6.03	6.09	6.22	6.35	6.15	6.13	6.17	6.06	6.18	6.36	6.12	
		Stride duration (s)	0.470	0.452	0.459	0.461	0.459	0.467	0.460	0.451	0.453	0.445	0.430	0.461	
		Stride efficiency (%)	53.50	56.91	57.89	60.44	63.11	59.05	58.72	59.40	57.37	59.66	63.25	58.48	
		Stride count	34.18	33.14	32.86	32.16	31.47	32.53	32.63	32.44	33.01	32.37	31.44	425.00	

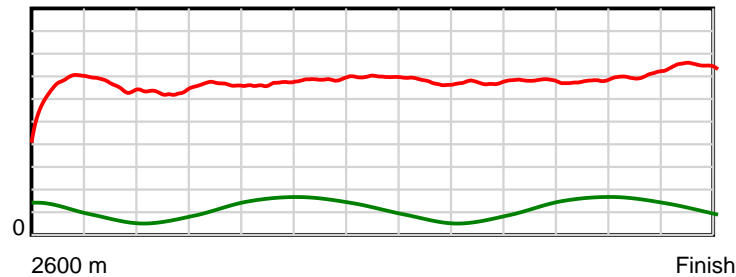
10 m Stride length



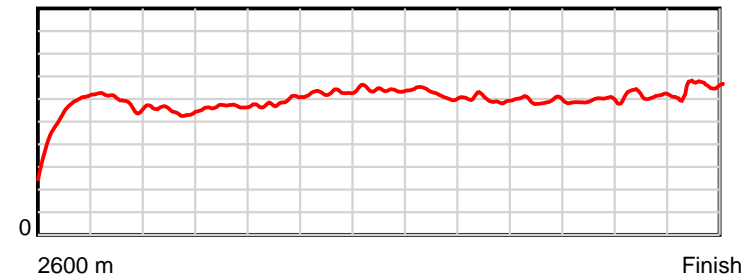
0.6 s Stride duration



20 m/sec Speed



100 % Stride efficiency



Note: Horizontal distance axis grid lines are 200m furlongs.

Disclaimer.

HRNZ and NZMTC and Thoroughbred Ratings Pty Ltd accepts no responsibility for the completeness or accuracy of any of the information contained herein, and makes no representations about its suitability for any particular purpose. Users should make their own judgements about those matters and/or seek independent advice. You assume all risks associated with use of the data provided on this page.



Race Results



September 29, 2023, Race 6, PAUL RENWICK JOINERY HANDICAP TROT, Distance 2600m, Addington - Survey 3200m

Result	TAB no.	Horse (Barrier)	2600 to	2400m to
3rd	2	Aardiebythehil... (4)	2400m	2200m
		Position in running (margin)	-	2(0.4)
		Sectional time (s)	16.14	15.25
		Cumulative time (s)	196.16	180.02
		Speed (m/s)	12.39	13.11
		Stride length (m)	5.86	6.34
		Stride duration (s)	0.477	0.484
		Stride efficiency (%)	53.63	62.90
		Stride count	34.14	31.52

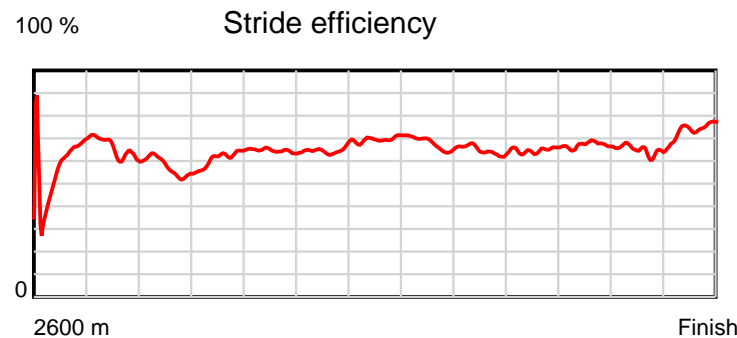
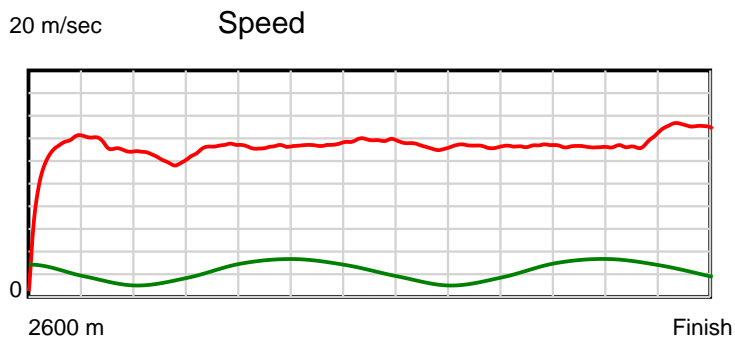
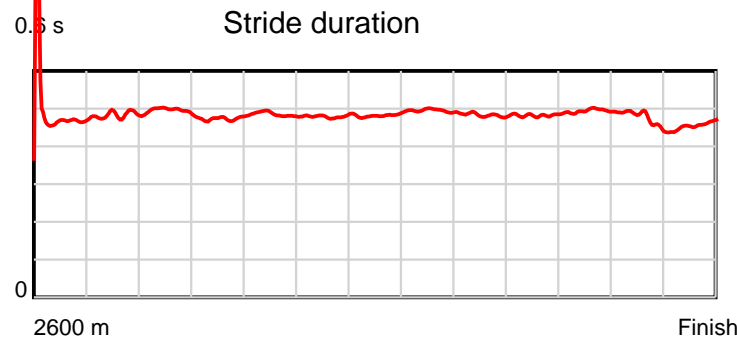
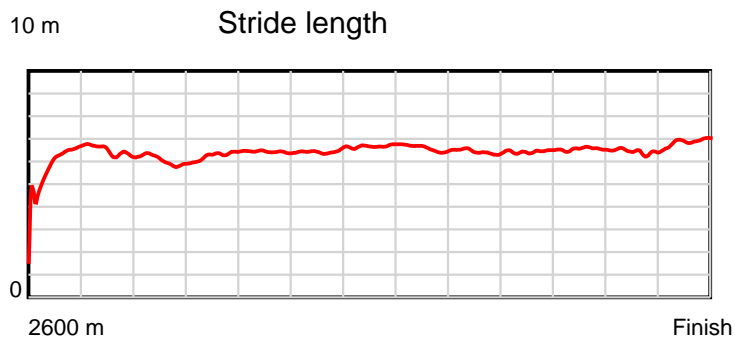
Disclaimer.

HRNZ and NZMTC and Thoroughbred Ratings Pty Ltd accepts no responsibility for the completeness or accuracy of any of the information contained herein, and makes no representations about its suitability for any particular purpose. Users should make their own judgements about those matters and/or seek independent advice. You assume all risks associated with use of the data provided on this page.

Race Results

September 29, 2023, Race 6, PAUL RENWICK JOINERY HANDICAP TROT, Distance 2600m, Addington - Survey 3200m

Result	TAB no.	Horse (Barrier)	2200m to	2000m to	1800m to	1600m to	1400m to	1200m to	1000m to	800m to	600m to	400m to	200m to	Total or	Margin
3rd	2	Aardiebythehil... (4)	2000m	1800m	1600m	1400m	1200m	1000m	800m	600m	400m	200m	WP	Average	
		Position in running (margin)	1(0.0)	1(0.0)	2(2.0)	2(2.4)	2(2.0)	2(1.7)	2(1.5)	2(2.1)	3(1.9)	4(2.0)	4(5.9)		2.80
		Sectional time (s)	16.49	15.09	15.28	14.92	14.48	15.19	15.16	14.97	15.23	14.68	13.28		
		Cumulative time (s)	164.77	148.28	133.19	117.91	102.99	88.51	73.32	58.16	43.19	27.96	13.28	3:16.16	
		Speed (m/s)	12.13	13.25	13.09	13.40	13.81	13.17	13.19	13.36	13.13	13.62	15.06	13.25	
		Stride length (m)	6.01	6.28	6.35	6.43	6.66	6.52	6.37	6.45	6.48	6.44	6.89	6.38	
		Stride duration (s)	0.495	0.474	0.485	0.480	0.482	0.495	0.483	0.482	0.494	0.472	0.457	0.481	
		Stride efficiency (%)	56.43	61.66	62.95	64.62	69.23	66.35	63.39	64.93	65.65	64.75	74.12	63.60	
		Stride count	33.28	31.84	31.51	31.10	30.05	30.69	31.40	31.03	30.86	31.07	29.04	407.53	



Note: Horizontal distance axis grid lines are 200m furlongs.

Disclaimer.

HRNZ and NZMTC and Thoroughbred Ratings Pty Ltd accepts no responsibility for the completeness or accuracy of any of the information contained herein, and makes no representations about its suitability for any particular purpose. Users should make their own judgements about those matters and/or seek independent advice. You assume all risks associated with use of the data provided on this page.



Race Results



September 29, 2023, Race 6, PAUL RENWICK JOINERY HANDICAP TROT, Distance 2600m, Addington - Survey 3200m

Result	TAB no.	Horse (Barrier)	2600 to	2400m to
4th	5	I Dream Of Jea... (7)	2400m	2200m
		Position in running (margin)	-	1(0.0)
		Sectional time (s)	16.24	15.56
		Cumulative time (s)	196.19	179.95
		Speed (m/s)	12.31	12.85
		Stride length (m)	5.86	6.27
		Stride duration (s)	0.465	0.488
		Stride efficiency (%)	53.69	61.39
		Stride count	34.12	31.91

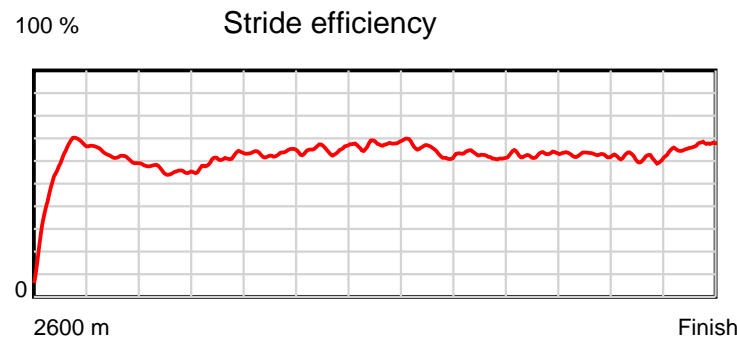
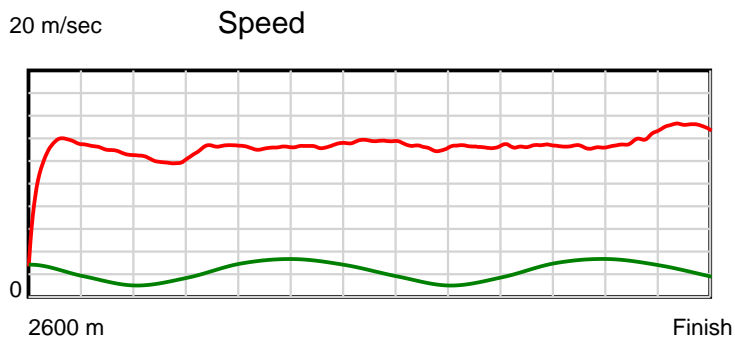
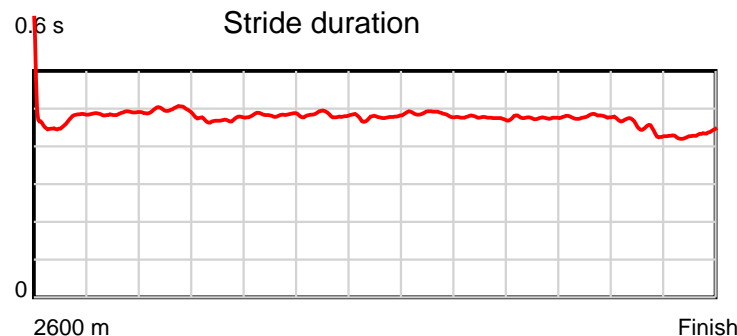
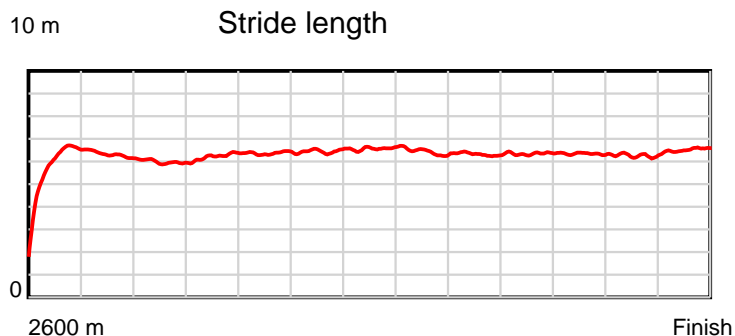
Disclaimer.

HRNZ and NZMTC and Thoroughbred Ratings Pty Ltd accepts no responsibility for the completeness or accuracy of any of the information contained herein, and makes no representations about its suitability for any particular purpose. Users should make their own judgements about those matters and/or seek independent advice. You assume all risks associated with use of the data provided on this page.

Race Results

September 29, 2023, Race 6, PAUL RENWICK JOINERY HANDICAP TROT, Distance 2600m, Addington - Survey 3200m

Result	TAB no.	Horse (Barrier)	2200m to	2000m to	1800m to	1600m to	1400m to	1200m to	1000m to	800m to	600m to	400m to	200m to	Total or	Margin
4th	5	I Dream Of Jea... (7)	2000m	1800m	1600m	1400m	1200m	1000m	800m	600m	400m	200m	WP	Average	
		Position in running (margin)	2(1.4)	3(1.9)	3(4.1)	3(3.7)	3(4.1)	3(3.8)	4(4.1)	4(3.7)	5(3.5)	6(3.5)	5(6.7)		3.00
		Sectional time (s)	16.56	15.12	15.16	15.05	14.48	15.27	14.99	14.97	15.21	14.56	13.02		
		Cumulative time (s)	164.39	147.83	132.71	117.55	102.50	88.02	72.75	57.76	42.79	27.58	13.02	3:16.19	
		Speed (m/s)	12.08	13.23	13.19	13.29	13.81	13.10	13.34	13.36	13.15	13.74	15.36	13.25	
		Stride length (m)	6.00	6.23	6.38	6.41	6.60	6.37	6.34	6.36	6.29	6.17	6.64	6.30	
		Stride duration (s)	0.497	0.471	0.484	0.483	0.477	0.487	0.475	0.476	0.479	0.449	0.432	0.475	
		Stride efficiency (%)	56.22	60.62	63.64	64.28	67.98	63.50	62.80	63.26	61.92	59.45	69.00	61.94	
		Stride count	33.34	32.11	31.34	31.18	30.32	31.37	31.55	31.43	31.77	32.43	30.10	412.97	



Note: Horizontal distance axis grid lines are 200m furlongs.

Disclaimer.

HRNZ and NZMTC and Thoroughbred Ratings Pty Ltd accepts no responsibility for the completeness or accuracy of any of the information contained herein, and makes no representations about its suitability for any particular purpose. Users should make their own judgements about those matters and/or seek independent advice. You assume all risks associated with use of the data provided on this page.



Race Results



September 29, 2023, Race 6, PAUL RENWICK JOINERY HANDICAP TROT, Distance 2600m, Addington - Survey 3200m

Result	TAB no.	Horse (Barrier)	2600 to	2400m to
5th	1	Time Up The Hi... (3)	2400m	2200m
		Position in running (margin)	-	3(3.0)
		Sectional time (s)	16.49	15.37
		Cumulative time (s)	196.33	179.84
		Speed (m/s)	12.13	13.01
		Stride length (m)	5.93	6.35
		Stride duration (s)	0.485	0.488
		Stride efficiency (%)	54.99	62.92
		Stride count	33.71	31.52

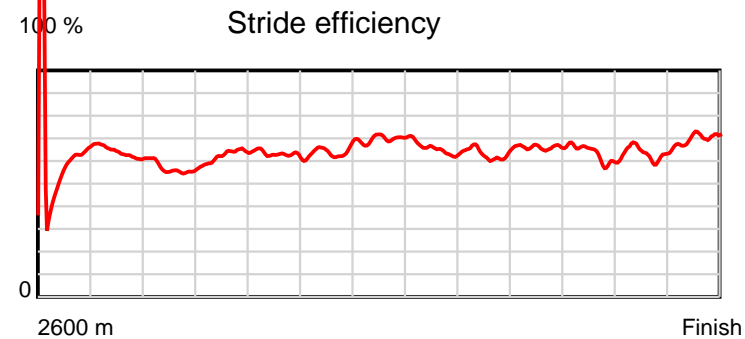
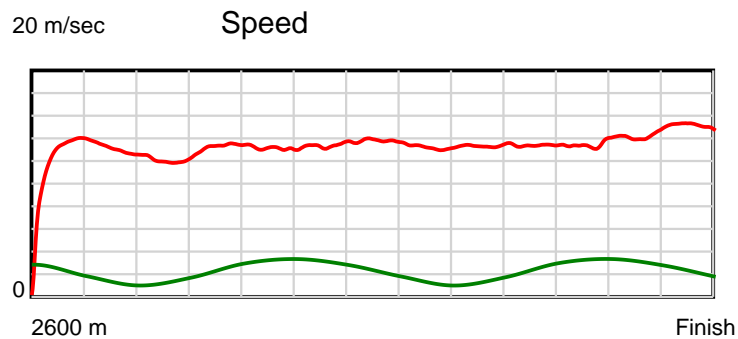
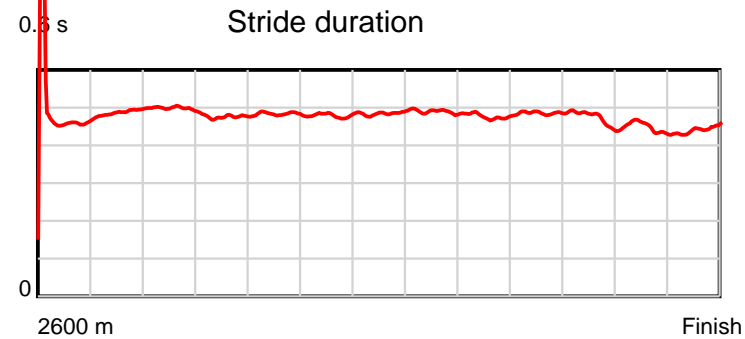
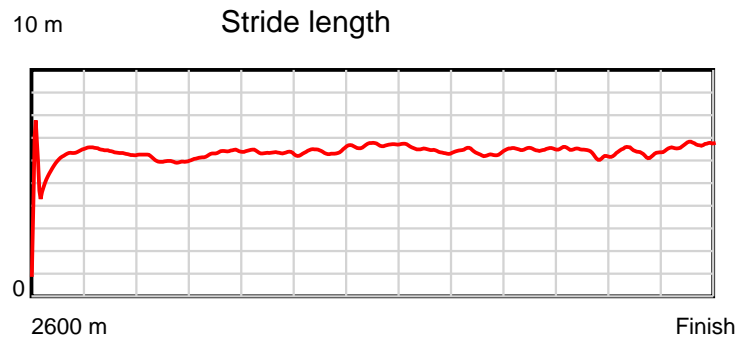
Disclaimer.

HRNZ and NZMTC and Thoroughbred Ratings Pty Ltd accepts no responsibility for the completeness or accuracy of any of the information contained herein, and makes no representations about its suitability for any particular purpose. Users should make their own judgements about those matters and/or seek independent advice. You assume all risks associated with use of the data provided on this page.

Race Results

September 29, 2023, Race 6, PAUL RENWICK JOINERY HANDICAP TROT, Distance 2600m, Addington - Survey 3200m

Result	TAB no.	Horse (Barrier)	2200m to	2000m to	1800m to	1600m to	1400m to	1200m to	1000m to	800m to	600m to	400m to	200m to	Total or	Margin
5th	1	Time Up The Hi... (3)	2000m	1800m	1600m	1400m	1200m	1000m	800m	600m	400m	200m	WP	Average	
		Position in running (margin)	3(3.3)	4(4.1)	5(6.3)	5(6.4)	5(5.6)	5(5.3)	5(5.5)	6(5.7)	6(5.5)	7(5.0)	6(6.9)		3.70
		Sectional time (s)	16.61	15.13	15.24	14.85	14.49	15.24	15.10	14.97	15.13	14.35	13.36		
		Cumulative time (s)	164.47	147.86	132.73	117.49	102.64	88.15	72.91	57.81	42.84	27.71	13.36	3:16.33	
		Speed (m/s)	12.04	13.22	13.12	13.47	13.80	13.12	13.25	13.36	13.22	13.94	14.97	13.24	
		Stride length (m)	6.00	6.29	6.35	6.46	6.69	6.42	6.32	6.49	6.23	6.22	6.64	6.33	
		Stride duration (s)	0.498	0.476	0.484	0.479	0.485	0.490	0.477	0.485	0.471	0.447	0.443	0.478	
		Stride efficiency (%)	56.28	61.88	62.99	65.12	69.90	64.47	62.33	65.74	60.72	60.55	68.80	62.62	
		Stride count	33.33	31.78	31.50	30.98	29.90	31.14	31.67	30.84	32.08	32.13	30.14	410.72	



Note: Horizontal distance axis grid lines are 200m furlongs.

Disclaimer.

HRNZ and NZMTC and Thoroughbred Ratings Pty Ltd accepts no responsibility for the completeness or accuracy of any of the information contained herein, and makes no representations about its suitability for any particular purpose. Users should make their own judgements about those matters and/or seek independent advice. You assume all risks associated with use of the data provided on this page.



Race Results



September 29, 2023, Race 6, PAUL RENWICK JOINERY HANDICAP TROT, Distance 2600m, Addington - Survey 3200m

Result	TAB no.	Horse (Barrier)	2600 to	2400m to
6th	3	Love N The Por... (5)	2400m	2200m
		Position in running (margin)	-	6(6.4)
		Sectional time (s)	17.09	15.44
		Cumulative time (s)	197.36	180.27
		Speed (m/s)	11.70	12.95
		Stride length (m)	5.89	6.25
		Stride duration (s)	0.495	0.482
		Stride efficiency (%)	54.13	60.96
		Stride count	33.98	32.02

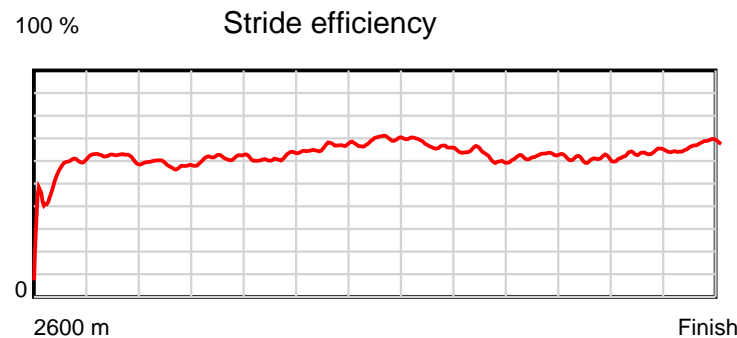
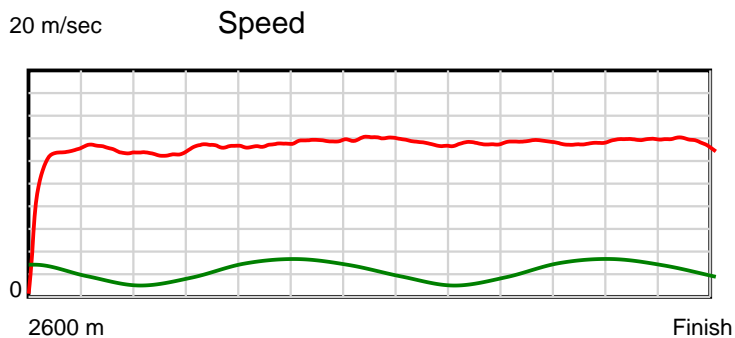
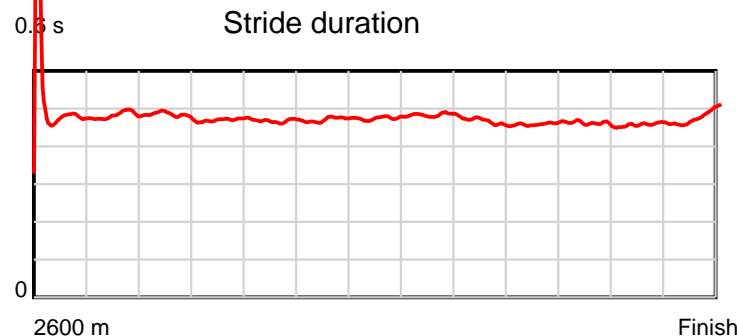
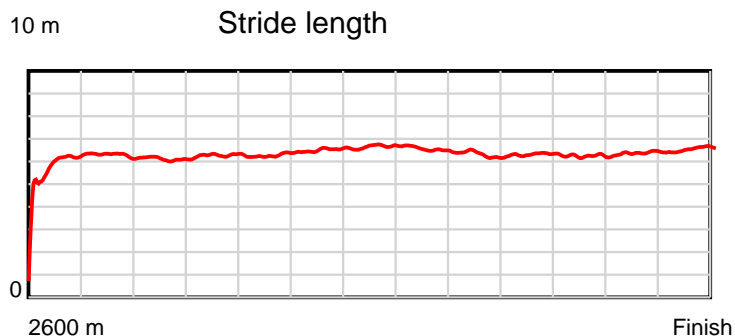
Disclaimer.

HRNZ and NZMTC and Thoroughbred Ratings Pty Ltd accepts no responsibility for the completeness or accuracy of any of the information contained herein, and makes no representations about its suitability for any particular purpose. Users should make their own judgements about those matters and/or seek independent advice. You assume all risks associated with use of the data provided on this page.

Race Results

September 29, 2023, Race 6, PAUL RENWICK JOINERY HANDICAP TROT, Distance 2600m, Addington - Survey 3200m

Result	TAB no.	Horse (Barrier)	2200m to	2000m to	1800m to	1600m to	1400m to	1200m to	1000m to	800m to	600m to	400m to	200m to	Total or	Margin
6th	3	Love N The Por... (5)	2000m	1800m	1600m	1400m	1200m	1000m	800m	600m	400m	200m	WP	Average	
		Position in running (margin)	6(7.0)	5(4.7)	4(6.2)	4(6.2)	4(5.0)	4(3.9)	3(3.3)	3(3.2)	2(1.0)	1(0.0)	3(4.0)		9.60
		Sectional time (s)	16.10	14.99	15.22	14.79	14.35	15.12	15.04	14.66	15.04	14.70	14.82		
		Cumulative time (s)	164.83	148.73	133.74	118.52	103.73	89.38	74.26	59.22	44.56	29.52	14.82	3:17.36	
		Speed (m/s)	12.42	13.34	13.14	13.52	13.94	13.23	13.30	13.64	13.30	13.61	13.50	13.17	
		Stride length (m)	6.01	6.27	6.15	6.37	6.61	6.40	6.18	6.28	6.12	6.23	6.50	6.25	
		Stride duration (s)	0.484	0.470	0.468	0.471	0.474	0.484	0.464	0.460	0.460	0.458	0.482	0.474	
		Stride efficiency (%)	56.43	61.52	59.02	63.45	68.31	63.94	59.62	61.64	58.56	60.74	66.12	60.94	
		Stride count	33.28	31.87	32.54	31.39	30.25	31.27	32.38	31.85	32.67	32.08	30.75	416.33	



Note: Horizontal distance axis grid lines are 200m furlongs.

Disclaimer.

HRNZ and NZMTC and Thoroughbred Ratings Pty Ltd accepts no responsibility for the completeness or accuracy of any of the information contained herein, and makes no representations about its suitability for any particular purpose. Users should make their own judgements about those matters and/or seek independent advice. You assume all risks associated with use of the data provided on this page.



Race Results



September 29, 2023, Race 6, PAUL RENWICK JOINERY HANDICAP TROT, Distance 2600m, Addington - Survey 3200m

Result	TAB no.	Horse (Barrier)	2600 to	2400m to
7th	4	Eurokash (6)	2400m	2200m
		Position in running (margin)	-	5(5.2)
		Sectional time (s)	16.72	15.37
		Cumulative time (s)	198.55	181.83
		Speed (m/s)	11.96	13.01
		Stride length (m)	7.57	6.22
		Stride duration (s)	0.629	0.478
		Stride efficiency (%)	89.53	60.37
		Stride count	26.42	32.18

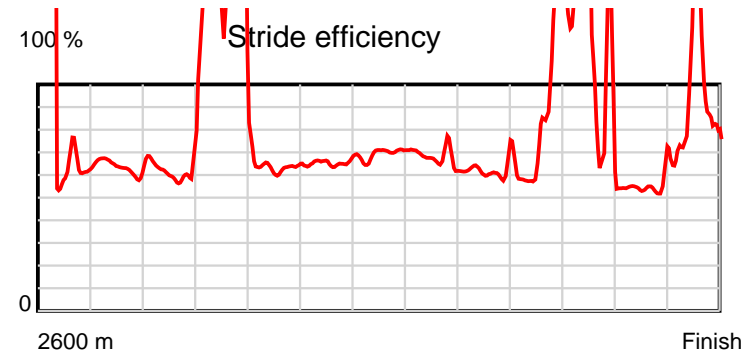
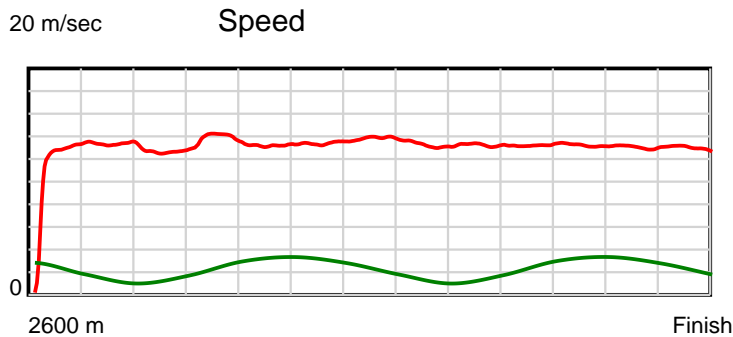
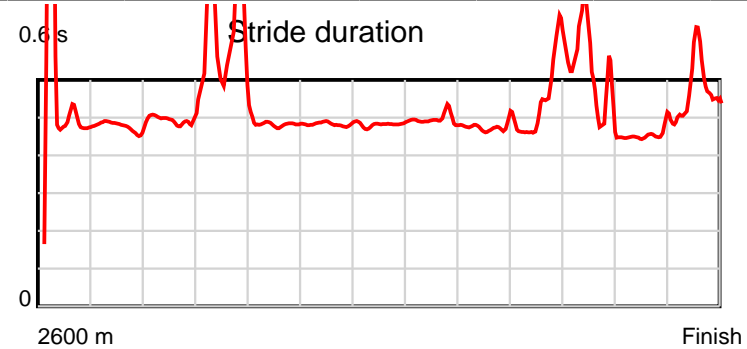
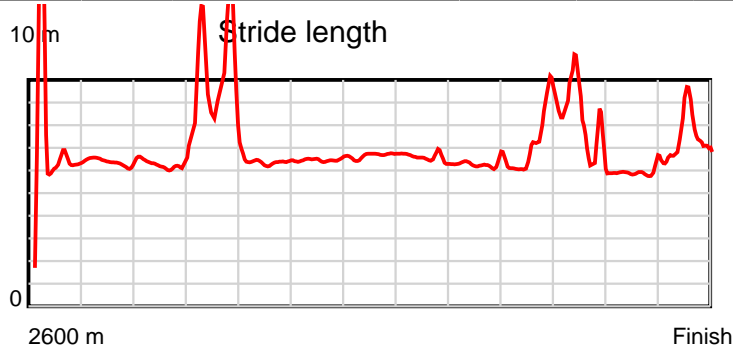
Disclaimer.

HRNZ and NZMTC and Thoroughbred Ratings Pty Ltd accepts no responsibility for the completeness or accuracy of any of the information contained herein, and makes no representations about its suitability for any particular purpose. Users should make their own judgements about those matters and/or seek independent advice. You assume all risks associated with use of the data provided on this page.

Race Results

September 29, 2023, Race 6, PAUL RENWICK JOINERY HANDICAP TROT, Distance 2600m, Addington - Survey 3200m

Result	TAB no.	Horse (Barrier)	2200m to	2000m to	1800m to	1600m to	1400m to	1200m to	1000m to	800m to	600m to	400m to	200m to	Total or	Margin
7th	4	Eurokash (6)	2000m	1800m	1600m	1400m	1200m	1000m	800m	600m	400m	200m	WP	Average	
		Position in running (margin)	5(5.5)	2(1.6)	1(0.0)	1(0.0)	1(0.0)	1(0.0)	1(0.0)	1(0.0)	1(0.0)	2(0.2)	7(7.5)		16.40
		Sectional time (s)	15.82	14.49	15.22	14.98	14.54	15.22	15.06	15.01	15.24	15.26	15.62		
		Cumulative time (s)	166.46	150.64	136.15	120.93	105.95	91.41	76.19	61.13	46.12	30.88	15.62	3:18.55	
		Speed (m/s)	12.64	13.80	13.14	13.35	13.76	13.14	13.28	13.32	13.12	13.11	12.80	13.09	
		Stride length (m)	6.13	8.58	6.33	6.45	6.63	6.48	6.30	7.06	6.59	5.97	6.77	6.64	
		Stride duration (s)	0.485	0.622	0.482	0.483	0.482	0.493	0.475	0.530	0.502	0.455	0.528	0.507	
		Stride efficiency (%)	58.77	115.11	62.56	65.05	68.71	65.54	62.06	77.86	67.91	55.72	71.55	68.88	
		Stride count	32.61	23.30	31.61	31.00	30.16	30.88	31.74	28.33	30.34	33.49	29.56	391.62	



Note: Horizontal distance axis grid lines are 200m furlongs.

Disclaimer.

HRNZ and NZMTC and Thoroughbred Ratings Pty Ltd accepts no responsibility for the completeness or accuracy of any of the information contained herein, and makes no representations about its suitability for any particular purpose. Users should make their own judgements about those matters and/or seek independent advice. You assume all risks associated with use of the data provided on this page.



Race Results



September 29, 2023, Race 6, PAUL RENWICK JOINERY HANDICAP TROT, Distance 2600m, Addington - Survey 3200m

Result	TAB no.	Horse (Barrier)	2600 to	2400m to
8th	6	Midnight Dash (2)	2400m	2200m
		Position in running (margin)	-	4(4.9)
		Sectional time (s)	16.87	15.34
		Cumulative time (s)	200.39	183.52
		Speed (m/s)	11.85	13.04
		Stride length (m)	6.00	6.29
		Stride duration (s)	0.472	0.483
		Stride efficiency (%)	56.29	61.89
		Stride count	33.32	31.78

Disclaimer.

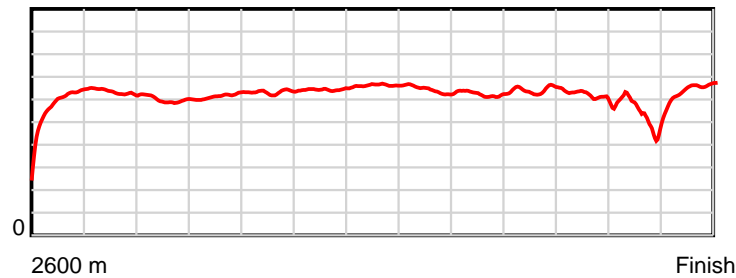
HRNZ and NZMTC and Thoroughbred Ratings Pty Ltd accepts no responsibility for the completeness or accuracy of any of the information contained herein, and makes no representations about its suitability for any particular purpose. Users should make their own judgements about those matters and/or seek independent advice. You assume all risks associated with use of the data provided on this page.

Race Results

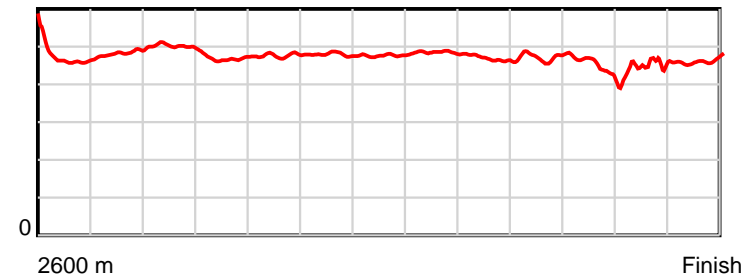
September 29, 2023, Race 6, PAUL RENWICK JOINERY HANDICAP TROT, Distance 2600m, Addington - Survey 3200m

Result	TAB no.	Horse (Barrier)	2200m to	2000m to	1800m to	1600m to	1400m to	1200m to	1000m to	800m to	600m to	400m to	200m to	Total or	Margin
8th	6	Midnight Dash (2)	2000m	1800m	1600m	1400m	1200m	1000m	800m	600m	400m	200m	WP	Average	
		Position in running (margin)	4(5.1)	6(6.2)	7(8.6)	7(8.2)	7(8.1)	8(7.6)	8(8.6)	7(7.8)	8(6.7)	8(5.1)	8(25.7)		27.00
		Sectional time (s)	16.67	15.15	15.16	14.96	14.45	15.39	14.93	14.83	14.94	17.47	14.23		
		Cumulative time (s)	168.18	151.51	136.36	121.20	106.24	91.79	76.40	61.47	46.64	31.70	14.23	3:20.39	
		Speed (m/s)	12.00	13.20	13.19	13.37	13.84	13.00	13.40	13.49	13.39	11.45	14.05	12.97	
		Stride length (m)	6.02	6.19	6.29	6.40	6.59	6.30	6.27	6.38	5.96	5.09	6.51	6.15	
		Stride duration (s)	0.502	0.469	0.477	0.479	0.476	0.485	0.468	0.473	0.445	0.445	0.463	0.474	
		Stride efficiency (%)	56.58	59.88	61.74	64.05	67.91	62.04	61.51	63.62	55.46	40.56	66.33	59.17	
		Stride count	33.24	32.31	31.82	31.24	30.34	31.74	31.88	31.34	33.57	39.26	30.70	422.54	

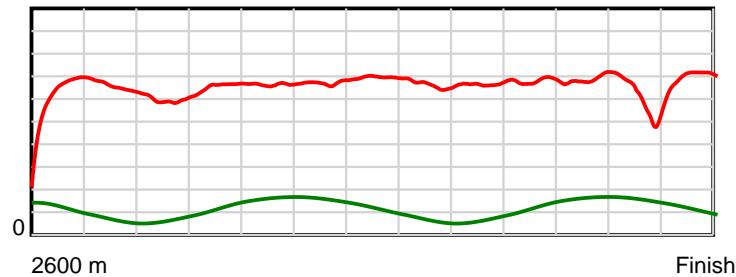
10 m Stride length



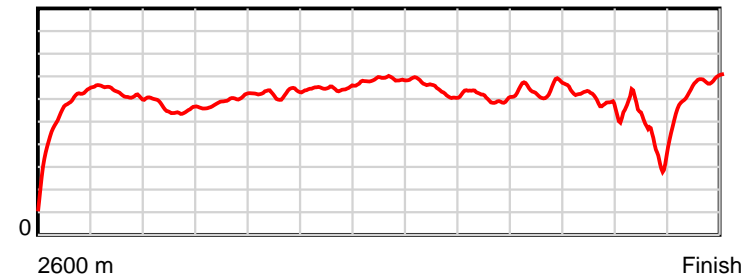
0.6 s Stride duration



20 m/sec Speed



100 % Stride efficiency



Note: Horizontal distance axis grid lines are 200m furlongs.

Disclaimer.

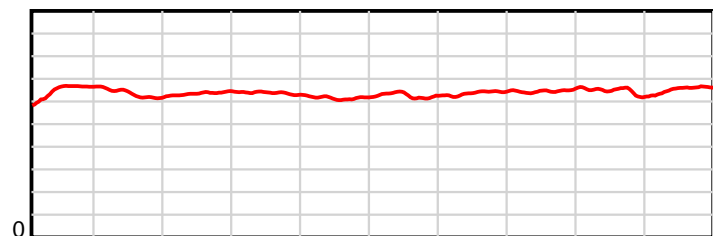
HRNZ and NZMTC and Thoroughbred Ratings Pty Ltd accepts no responsibility for the completeness or accuracy of any of the information contained herein, and makes no representations about its suitability for any particular purpose. Users should make their own judgements about those matters and/or seek independent advice. You assume all risks associated with use of the data provided on this page.

Race Results

September 29, 2023, Race 7, , Distance 1980m, Addington - Survey 1980m

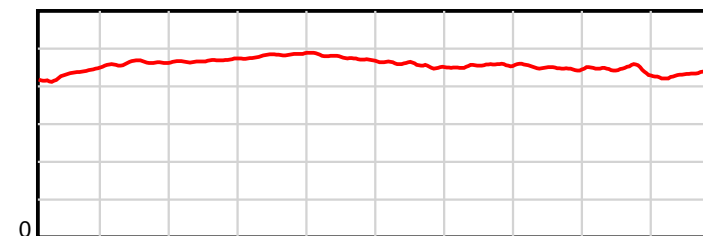
Result	TAB no.	Horse (Barrier)	1980 to	1800m to	1600m to	1400m to	1200m to	1000m to	800m to	600m to	400m to	200m to	Total or	Margin
1st	5	Coney Island L... (5)	1800m	1600m	1400m	1200m	1000m	800m	600m	400m	200m	WP	Average	
		Position in running (margin)	-	1(0.0)	2(1.2)	2(1.8)	2(2.2)	2(2.1)	2(1.9)	2(1.8)	2(1.6)	4(1.7)		0.00
		Sectional time (s)	11.87	14.53	14.65	15.15	15.43	14.79	14.22	13.90	13.64	13.35		
		Cumulative time (s)	141.53	129.66	115.13	100.48	85.33	69.90	55.11	40.89	26.99	13.35	2:21.53	
		Speed (m/s)	15.16	13.76	13.65	13.20	12.96	13.52	14.06	14.39	14.66	14.98	13.99	
		Stride length (m)	6.55	6.37	6.39	6.37	6.17	6.17	6.41	6.46	6.51	6.51	6.39	
		Stride duration (s)	0.434	0.462	0.468	0.482	0.476	0.457	0.456	0.449	0.444	0.434	0.457	
		Stride efficiency (%)	67.02	63.31	63.86	63.40	59.45	59.58	64.16	65.24	66.28	66.22	63.75	
		Stride count	27.49	31.42	31.29	31.40	32.42	32.39	31.21	30.95	30.71	30.72	310.00	

10 m Stride length



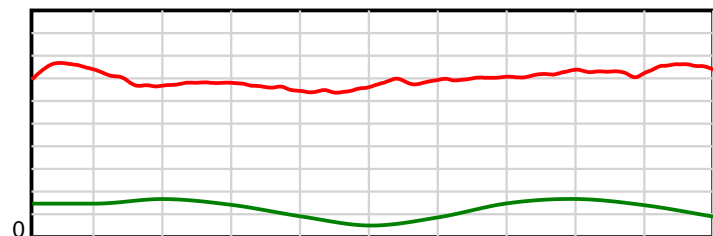
1980 m Finish

0.6 s Stride duration



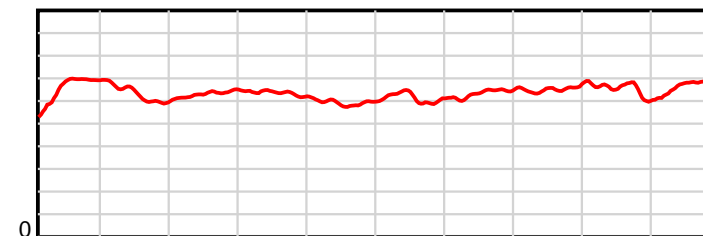
1980 m Finish

20 m/sec Speed



1980 m Finish

100 % Stride efficiency



1980 m Finish

Note: Horizontal distance axis grid lines are 200m furlongs.

Disclaimer.

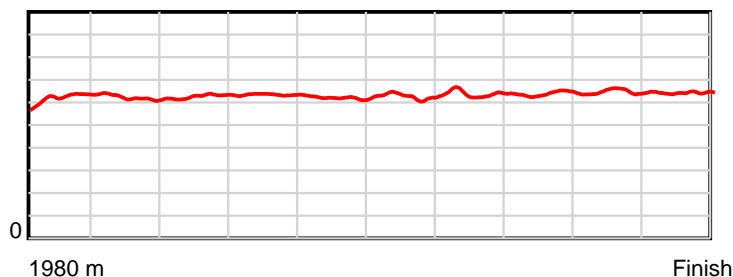
HRNZ and NZMTC and Thoroughbred Ratings Pty Ltd accepts no responsibility for the completeness or accuracy of any of the information contained herein, and makes no representations about its suitability for any particular purpose. Users should make their own judgements about those matters and/or seek independent advice. You assume all risks associated with use of the data provided on this page.

Race Results

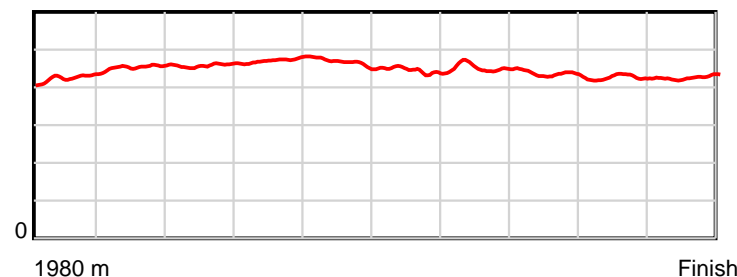
September 29, 2023, Race 7, , Distance 1980m, Addington - Survey 1980m

Result	TAB no.	Horse (Barrier)	1980 to	1800m to	1600m to	1400m to	1200m to	1000m to	800m to	600m to	400m to	200m to	Total or	Margin
2nd	6	Who's Delight (6)	1800m	1600m	1400m	1200m	1000m	800m	600m	400m	200m	WP	Average	
		Position in running (margin)	-	4(2.7)	5(5.8)	5(7.0)	4(5.8)	5(4.0)	5(4.0)	4(3.7)	3(1.6)			0.03
		Sectional time (s)	12.39	14.85	14.75	14.89	15.38	14.59	14.24	13.88	13.27	13.32		
		Cumulative time (s)	141.56	129.17	114.32	99.57	84.68	69.30	54.71	40.47	26.59	13.32	2:21.56	
		Speed (m/s)	14.53	13.47	13.56	13.43	13.00	13.71	14.04	14.41	15.07	15.02	13.99	
		Stride length (m)	6.24	6.11	6.22	6.33	6.07	6.09	6.36	6.25	6.42	6.40	6.25	
		Stride duration (s)	0.426	0.454	0.458	0.471	0.466	0.445	0.453	0.434	0.426	0.427	0.447	
		Stride efficiency (%)	60.87	58.30	60.36	62.65	57.49	58.04	63.15	61.13	64.36	64.05	60.97	
		Stride count	28.84	32.74	32.18	31.59	32.97	32.82	31.46	31.98	31.16	31.24	316.98	

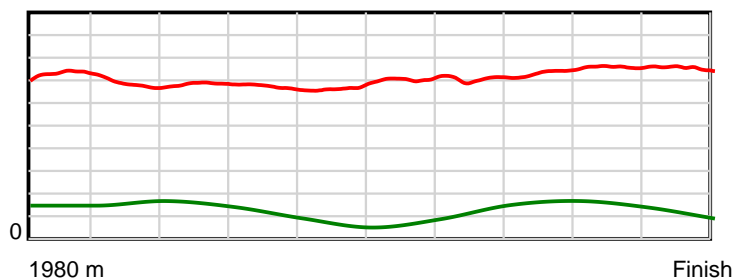
10 m Stride length



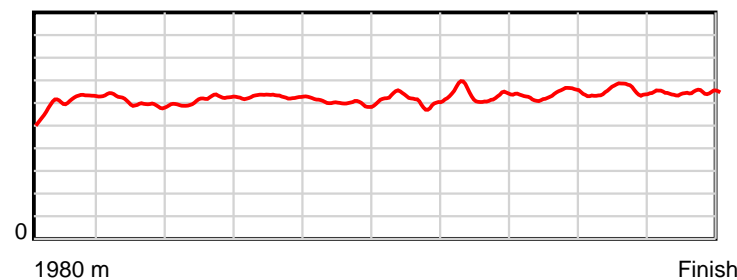
0.6 s Stride duration



20 m/sec Speed



100 % Stride efficiency



Note: Horizontal distance axis grid lines are 200m furlongs.

Disclaimer.

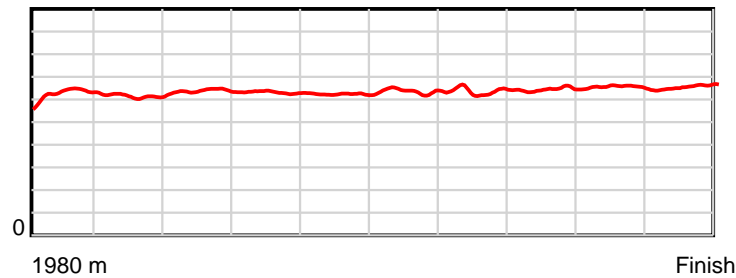
HRNZ and NZMTC and Thoroughbred Ratings Pty Ltd accepts no responsibility for the completeness or accuracy of any of the information contained herein, and makes no representations about its suitability for any particular purpose. Users should make their own judgements about those matters and/or seek independent advice. You assume all risks associated with use of the data provided on this page.

Race Results

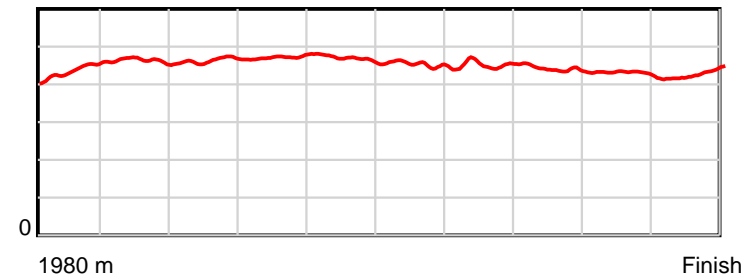
September 29, 2023, Race 7, , Distance 1980m, Addington - Survey 1980m

Result	TAB no.	Horse (Barrier)	1980 to	1800m to	1600m to	1400m to	1200m to	1000m to	800m to	600m to	400m to	200m to	Total or	Margin
3rd	3	Charlie Brown (3)	1800m	1600m	1400m	1200m	1000m	800m	600m	400m	200m	WP	Average	
		Position in running (margin)	-	5(3.6)	6(8.7)	7(8.9)	7(8.1)	7(6.9)	7(6.4)	7(6.0)	6(5.6)	6(3.0)		0.01
		Sectional time (s)	12.46	15.17	14.59	14.95	15.26	14.72	14.17	13.88	13.20	13.17		
		Cumulative time (s)	141.57	129.11	113.94	99.35	84.40	69.14	54.42	40.25	26.37	13.17	2:21.57	
		Speed (m/s)	14.44	13.18	13.71	13.38	13.11	13.59	14.11	14.41	15.15	15.19	13.99	
		Stride length (m)	6.30	6.10	6.35	6.31	6.14	6.15	6.38	6.33	6.51	6.51	6.31	
		Stride duration (s)	0.438	0.463	0.463	0.472	0.469	0.453	0.452	0.439	0.429	0.429	0.451	
		Stride efficiency (%)	62.01	58.18	63.03	62.20	58.98	59.10	63.68	62.66	66.18	66.21	62.14	
		Stride count	28.57	32.78	31.49	31.70	32.55	32.52	31.33	31.58	30.73	30.73	313.98	

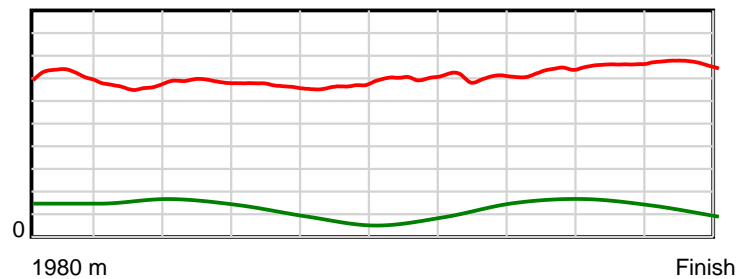
10 m Stride length



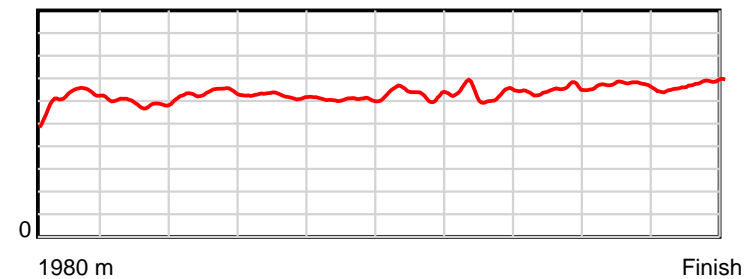
0.6 s Stride duration



20 m/sec Speed



100 % Stride efficiency



Note: Horizontal distance axis grid lines are 200m furlongs.

Disclaimer.

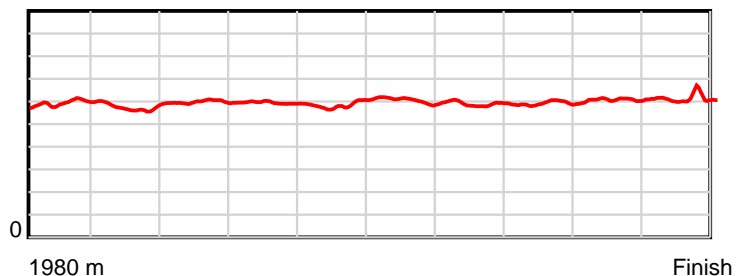
HRNZ and NZMTC and Thoroughbred Ratings Pty Ltd accepts no responsibility for the completeness or accuracy of any of the information contained herein, and makes no representations about its suitability for any particular purpose. Users should make their own judgements about those matters and/or seek independent advice. You assume all risks associated with use of the data provided on this page.

Race Results

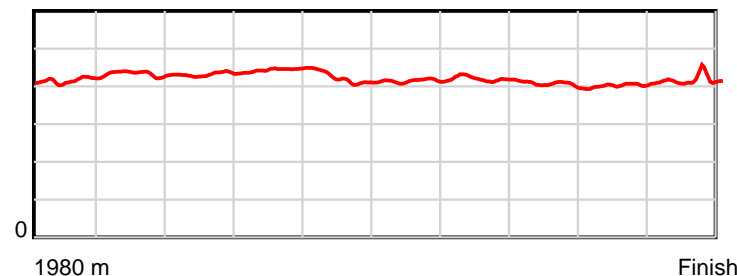
September 29, 2023, Race 7, , Distance 1980m, Addington - Survey 1980m

Result	TAB no.	Horse (Barrier)	1980 to	1800m to	1600m to	1400m to	1200m to	1000m to	800m to	600m to	400m to	200m to	Total or	Margin
4th	9	Don't Stop Dre... (9)	1800m	1600m	1400m	1200m	1000m	800m	600m	400m	200m	WP	Average	
		Position in running (margin)	-	7(5.0)	9(11.0)	9(11.1)	9(10.0)	5(5.7)	3(2.4)	3(2.7)	3(2.2)	1(0.0)		0.02
		Sectional time (s)	12.70	15.31	14.57	14.91	14.74	14.27	14.28	13.85	13.27	13.69		
		Cumulative time (s)	141.59	128.89	113.58	99.01	84.10	69.36	55.09	40.81	26.96	13.69	2:21.59	
		Speed (m/s)	14.17	13.06	13.73	13.41	13.57	14.02	14.01	14.44	15.07	14.61	13.98	
		Stride length (m)	5.93	5.66	5.93	5.95	5.72	5.81	5.89	5.84	6.08	6.07	5.89	
		Stride duration (s)	0.416	0.434	0.432	0.444	0.422	0.415	0.420	0.404	0.404	0.416	0.421	
		Stride efficiency (%)	54.96	50.13	54.91	55.36	51.14	52.81	54.19	53.24	57.80	57.63	54.13	
		Stride count	30.35	35.31	33.74	33.60	34.96	34.40	33.96	34.27	32.89	32.93	336.41	

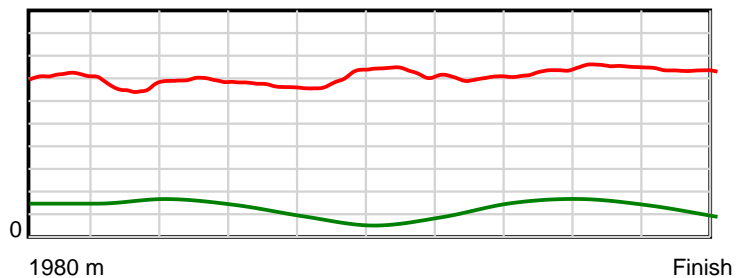
10 m Stride length



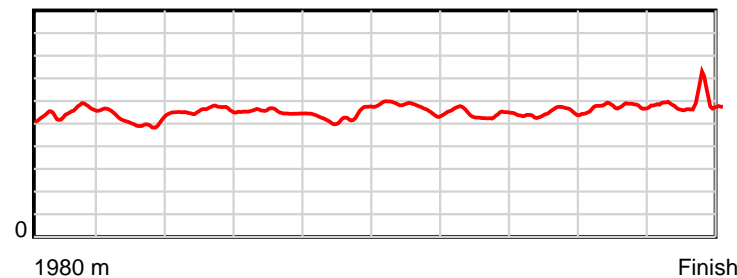
0.6 s Stride duration



20 m/sec Speed



100 % Stride efficiency



Note: Horizontal distance axis grid lines are 200m furlongs.

Disclaimer.

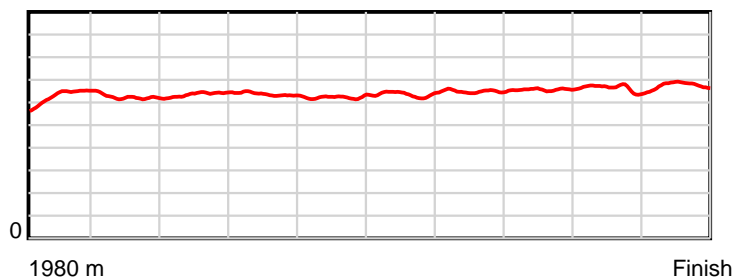
HRNZ and NZMTC and Thoroughbred Ratings Pty Ltd accepts no responsibility for the completeness or accuracy of any of the information contained herein, and makes no representations about its suitability for any particular purpose. Users should make their own judgements about those matters and/or seek independent advice. You assume all risks associated with use of the data provided on this page.

Race Results

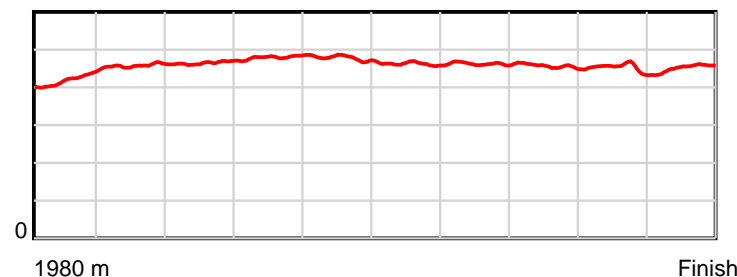
September 29, 2023, Race 7, , Distance 1980m, Addington - Survey 1980m

Result	TAB no.	Horse (Barrier)	1980 to	1800m to	1600m to	1400m to	1200m to	1000m to	800m to	600m to	400m to	200m to	Total or	Margin
5th	4	Bluto (4)	1800m	1600m	1400m	1200m	1000m	800m	600m	400m	200m	WP	Average	
		Position in running (margin)	-	3(1.0)	3(3.6)	3(3.8)	3(3.7)	3(4.3)	4(4.0)	4(3.8)	5(3.9)	5(3.0)		2.20
		Sectional time (s)	12.11	14.76	14.58	15.07	15.55	14.77	14.20	13.95	13.48	13.44		
		Cumulative time (s)	141.91	129.80	115.04	100.46	85.39	69.84	55.07	40.87	26.92	13.44	2:21.91	
		Speed (m/s)	14.86	13.55	13.72	13.27	12.86	13.54	14.08	14.34	14.84	14.88	13.95	
		Stride length (m)	6.33	6.21	6.38	6.36	6.14	6.25	6.52	6.53	6.70	6.74	6.41	
		Stride duration (s)	0.421	0.458	0.465	0.480	0.478	0.461	0.463	0.456	0.452	0.453	0.459	
		Stride efficiency (%)	62.65	60.17	63.58	63.27	58.96	61.01	66.35	66.63	70.18	70.98	64.22	
		Stride count	28.43	32.23	31.36	31.43	32.56	32.01	30.69	30.63	29.84	29.68	308.86	

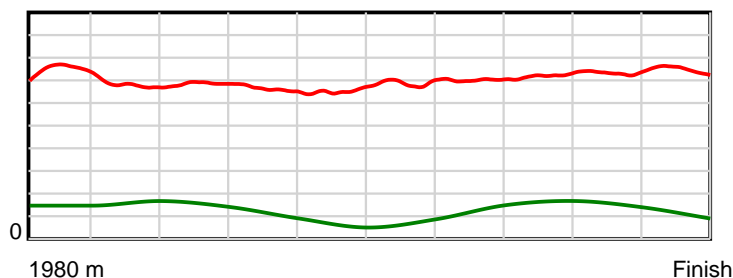
10 m Stride length



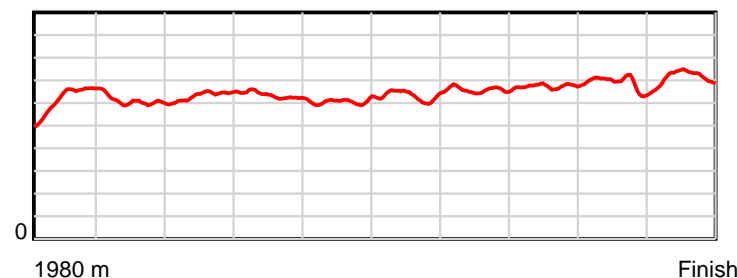
0.6 s Stride duration



20 m/sec Speed



100 % Stride efficiency



Note: Horizontal distance axis grid lines are 200m furlongs.

Disclaimer.

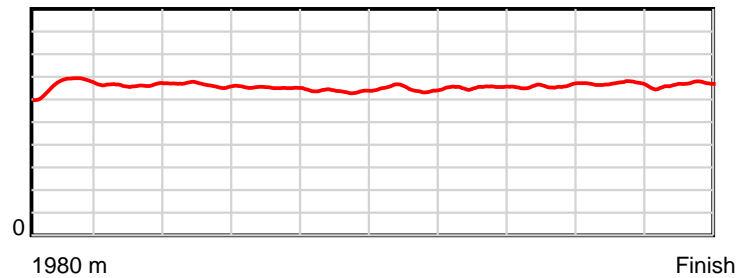
HRNZ and NZMTC and Thoroughbred Ratings Pty Ltd accepts no responsibility for the completeness or accuracy of any of the information contained herein, and makes no representations about its suitability for any particular purpose. Users should make their own judgements about those matters and/or seek independent advice. You assume all risks associated with use of the data provided on this page.

Race Results

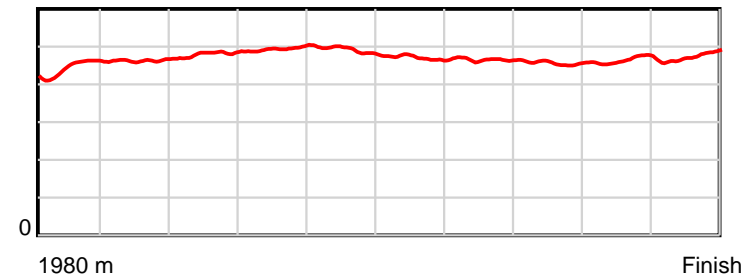
September 29, 2023, Race 7, , Distance 1980m, Addington - Survey 1980m

Result	TAB no.	Horse (Barrier)	1980 to	1800m to	1600m to	1400m to	1200m to	1000m to	800m to	600m to	400m to	200m to	Total or	Margin
6th	7	Triple G (7)	1800m	1600m	1400m	1200m	1000m	800m	600m	400m	200m	WP	Average	
		Position in running (margin)	-	2(0.9)	1(0.0)	1(0.0)	1(0.0)	1(0.0)	1(0.0)	1(0.0)	1(0.0)	2(0.9)		5.00
		Sectional time (s)	12.14	14.18	14.55	15.09	15.45	14.81	14.24	13.94	13.78	14.21		
		Cumulative time (s)	142.39	130.25	116.07	101.52	86.43	70.98	56.17	41.93	27.99	14.21	2:22.39	
		Speed (m/s)	14.83	14.10	13.75	13.25	12.94	13.50	14.04	14.35	14.51	14.07	13.91	
		Stride length (m)	6.66	6.53	6.61	6.56	6.36	6.35	6.54	6.55	6.75	6.67	6.55	
		Stride duration (s)	0.446	0.463	0.480	0.495	0.491	0.471	0.465	0.456	0.465	0.474	0.471	
		Stride efficiency (%)	69.25	66.60	68.18	67.15	63.13	63.08	66.75	67.04	71.13	69.51	67.09	
		Stride count	27.04	30.64	30.28	30.51	31.47	31.48	30.60	30.54	29.64	29.99	302.19	

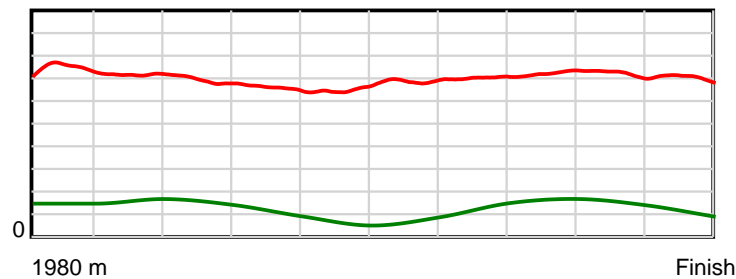
10 m Stride length



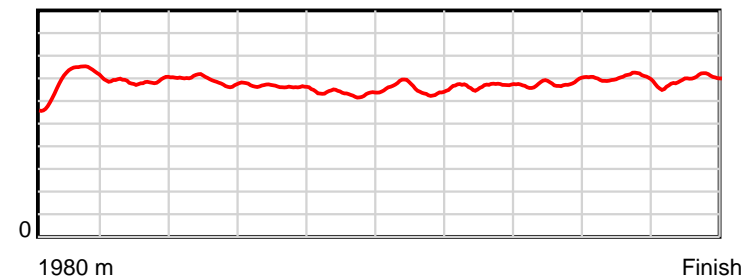
0.6 s Stride duration



20 m/sec Speed



100 % Stride efficiency



Note: Horizontal distance axis grid lines are 200m furlongs.

Disclaimer.

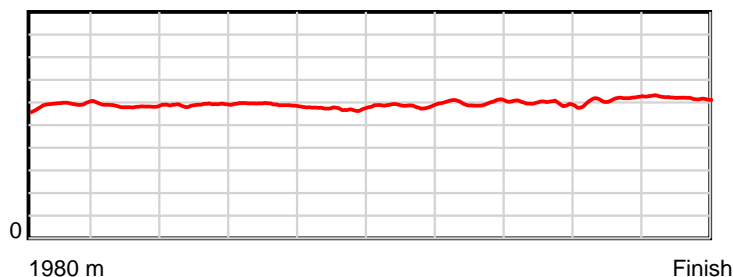
HRNZ and NZMTC and Thoroughbred Ratings Pty Ltd accepts no responsibility for the completeness or accuracy of any of the information contained herein, and makes no representations about its suitability for any particular purpose. Users should make their own judgements about those matters and/or seek independent advice. You assume all risks associated with use of the data provided on this page.

Race Results

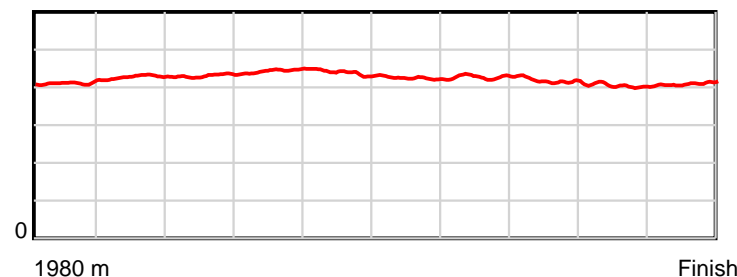
September 29, 2023, Race 7, , Distance 1980m, Addington - Survey 1980m

Result	TAB no.	Horse (Barrier)	1980 to	1800m to	1600m to	1400m to	1200m to	1000m to	800m to	600m to	400m to	200m to	Total or	Margin
7th	10	Watermelon Sug... (10)	1800m	1600m	1400m	1200m	1000m	800m	600m	400m	200m	WP	Average	
		Position in running (margin)	-	9(6.4)	7(8.8)	6(8.5)	6(7.8)	8(7.9)	8(7.3)	8(7.5)	9(9.5)	9(7.3)		5.00
		Sectional time (s)	13.00	14.73	14.50	14.98	15.46	14.71	14.27	14.27	13.26	13.23		
		Cumulative time (s)	142.41	129.41	114.68	100.18	85.20	69.74	55.03	40.76	26.49	13.23	2:22.41	
		Speed (m/s)	13.84	13.58	13.79	13.35	12.94	13.60	14.02	14.02	15.08	15.12	13.90	
		Stride length (m)	5.96	5.80	5.94	5.92	5.68	5.77	5.99	5.84	6.10	6.19	5.92	
		Stride duration (s)	0.411	0.427	0.430	0.443	0.439	0.425	0.428	0.417	0.404	0.410	0.426	
		Stride efficiency (%)	55.51	52.62	55.07	54.77	50.45	52.07	56.11	53.33	58.12	59.94	54.70	
		Stride count	30.20	34.46	33.69	33.78	35.20	34.65	33.38	34.23	32.79	32.29	334.67	

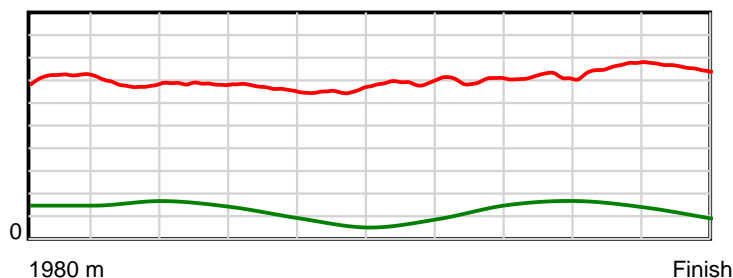
10 m Stride length



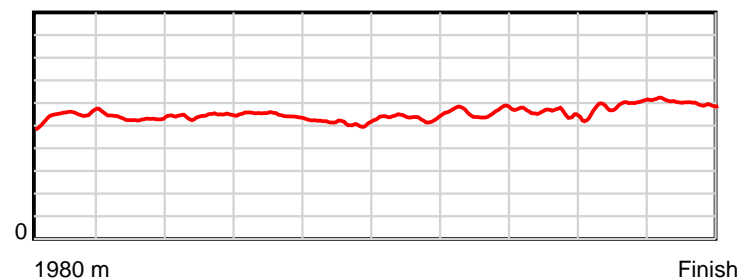
0.6 s Stride duration



20 m/sec Speed



100 % Stride efficiency



Note: Horizontal distance axis grid lines are 200m furlongs.

Disclaimer.

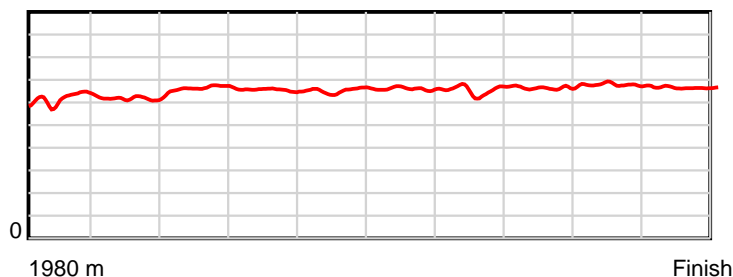
HRNZ and NZMTC and Thoroughbred Ratings Pty Ltd accepts no responsibility for the completeness or accuracy of any of the information contained herein, and makes no representations about its suitability for any particular purpose. Users should make their own judgements about those matters and/or seek independent advice. You assume all risks associated with use of the data provided on this page.

Race Results

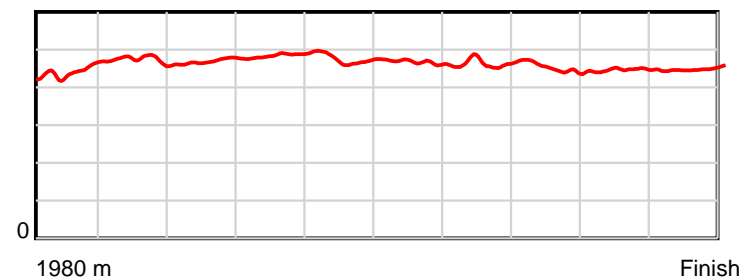
September 29, 2023, Race 7, , Distance 1980m, Addington - Survey 1980m

Result	TAB no.	Horse (Barrier)	1980 to	1800m to	1600m to	1400m to	1200m to	1000m to	800m to	600m to	400m to	200m to	Total or	Margin
8th	8	Alta Meteor (8)	1800m	1600m	1400m	1200m	1000m	800m	600m	400m	200m	WP	Average	
		Position in running (margin)	-	10(6.6)	10(14.2)	10(13.2)	10(12.2)	9(9.7)	9(8.6)	9(8.3)	8(9.1)	7(6.7)		5.20
		Sectional time (s)	12.91	15.58	14.39	14.91	15.04	14.62	14.20	14.07	13.23	13.49		
		Cumulative time (s)	142.44	129.53	113.95	99.56	84.65	69.61	54.99	40.79	26.72	13.49	2:22.44	
		Speed (m/s)	13.94	12.84	13.90	13.41	13.30	13.68	14.08	14.21	15.12	14.83	13.90	
		Stride length (m)	6.22	6.08	6.52	6.49	6.32	6.38	6.54	6.39	6.76	6.66	6.43	
		Stride duration (s)	0.443	0.473	0.469	0.484	0.475	0.466	0.464	0.450	0.447	0.450	0.463	
		Stride efficiency (%)	60.36	57.71	66.50	65.85	62.36	63.51	66.85	63.84	71.31	69.37	64.63	
		Stride count	28.96	32.91	30.66	30.81	31.66	31.37	30.58	31.29	29.61	30.02	307.87	

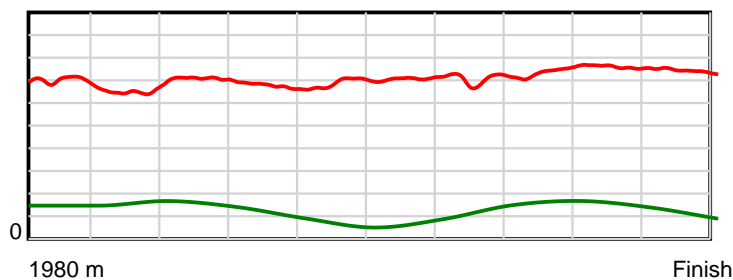
10 m Stride length



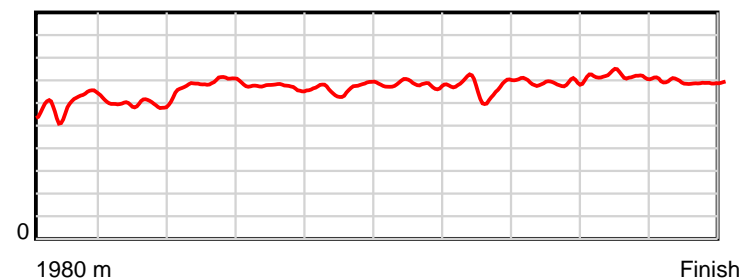
0.6 s Stride duration



20 m/sec Speed



100 % Stride efficiency



Note: Horizontal distance axis grid lines are 200m furlongs.

Disclaimer.

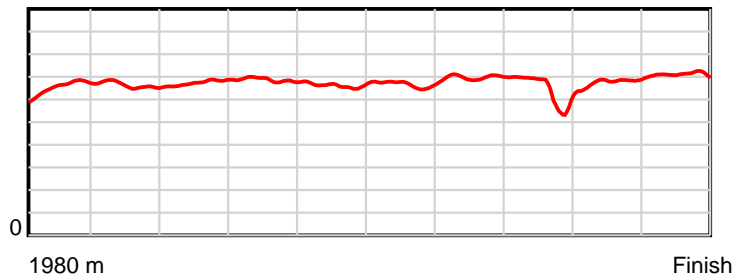
HRNZ and NZMTC and Thoroughbred Ratings Pty Ltd accepts no responsibility for the completeness or accuracy of any of the information contained herein, and makes no representations about its suitability for any particular purpose. Users should make their own judgements about those matters and/or seek independent advice. You assume all risks associated with use of the data provided on this page.

Race Results

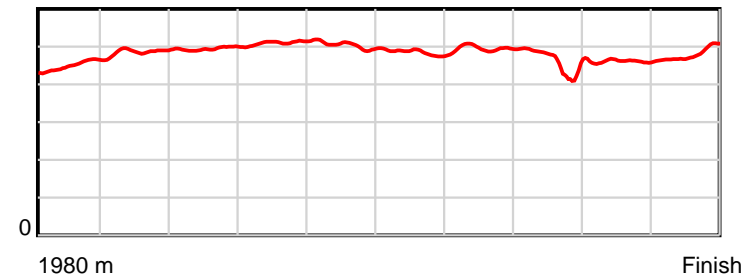
September 29, 2023, Race 7, , Distance 1980m, Addington - Survey 1980m

Result	TAB no.	Horse (Barrier)	1980 to	1800m to	1600m to	1400m to	1200m to	1000m to	800m to	600m to	400m to	200m to	Total or	Margin
9th	1	Borrisokane (1)	1800m	1600m	1400m	1200m	1000m	800m	600m	400m	200m	WP	Average	
		Position in running (margin)	-	6(3.7)	4(5.4)	4(6.7)	5(5.9)	6(5.8)	6(5.3)	6(5.6)	7(8.3)	8(7.1)		6.80
		Sectional time (s)	12.51	14.62	14.77	14.95	15.43	14.73	14.30	14.39	13.43	13.59		
		Cumulative time (s)	142.72	130.21	115.59	100.82	85.87	70.44	55.71	41.41	27.02	13.59	2:22.72	
		Speed (m/s)	14.39	13.68	13.54	13.38	12.96	13.58	13.99	13.90	14.89	14.72	13.87	
		Stride length (m)	6.58	6.66	6.70	6.82	6.53	6.58	6.93	6.37	6.86	7.10	6.71	
		Stride duration (s)	0.452	0.487	0.495	0.509	0.504	0.484	0.496	0.459	0.460	0.482	0.484	
		Stride efficiency (%)	67.76	69.35	70.21	72.60	66.71	67.58	75.14	63.51	73.48	78.85	70.35	
		Stride count	27.33	30.02	29.84	29.34	30.61	30.41	28.84	31.37	29.17	28.16	295.09	

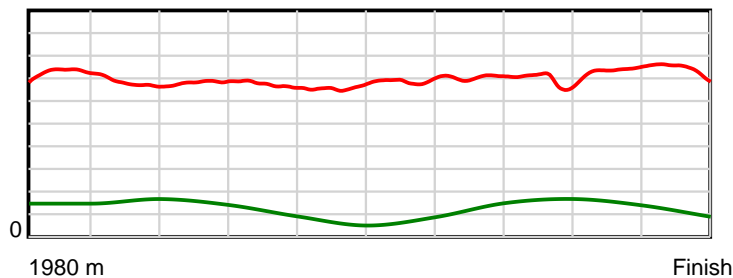
10 m Stride length



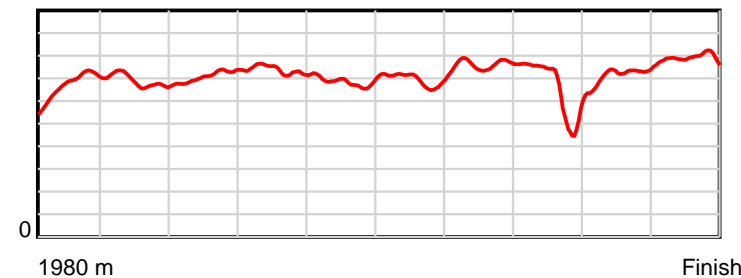
0.6 s Stride duration



20 m/sec Speed



100 % Stride efficiency



Note: Horizontal distance axis grid lines are 200m furlongs.

Disclaimer.

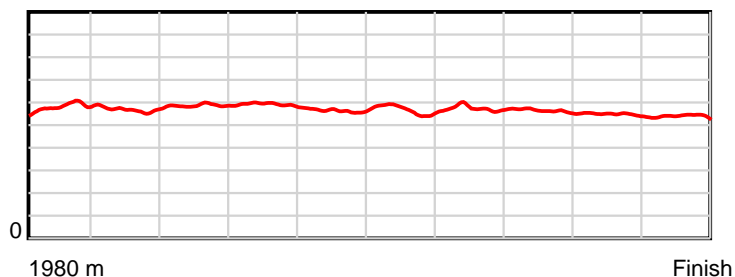
HRNZ and NZMTC and Thoroughbred Ratings Pty Ltd accepts no responsibility for the completeness or accuracy of any of the information contained herein, and makes no representations about its suitability for any particular purpose. Users should make their own judgements about those matters and/or seek independent advice. You assume all risks associated with use of the data provided on this page.

Race Results

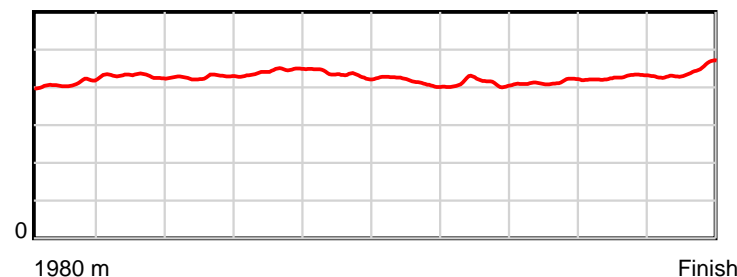
September 29, 2023, Race 7, , Distance 1980m, Addington - Survey 1980m

Result	TAB no.	Horse (Barrier)	1980 to	1800m to	1600m to	1400m to	1200m to	1000m to	800m to	600m to	400m to	200m to	Total or	Margin
10th	2	Mightyflyin Su... (2)	1800m	1600m	1400m	1200m	1000m	800m	600m	400m	200m	WP	Average	
		Position in running (margin)	-	8(5.4)	8(11.0)	8(10.7)	8(9.6)	10(9.8)	10(10.1)	10(10.7)	10(15.9)	10(27.1)		42.80
		Sectional time (s)	12.91	15.26	14.50	14.91	15.48	14.87	14.34	14.80	15.50	16.44		
		Cumulative time (s)	149.01	136.10	120.84	106.34	91.43	75.95	61.08	46.74	31.94	16.44	2:29.01	
		Speed (m/s)	13.94	13.11	13.79	13.41	12.92	13.45	13.95	13.51	12.90	12.17	13.29	
		Stride length (m)	5.86	5.64	5.90	5.93	5.62	5.59	5.75	5.59	5.51	5.40	5.67	
		Stride duration (s)	0.410	0.431	0.428	0.442	0.435	0.415	0.412	0.414	0.427	0.444	0.427	
		Stride efficiency (%)	53.72	49.78	54.33	55.04	49.38	48.80	51.59	48.88	47.37	45.54	50.28	
		Stride count	30.70	35.44	33.92	33.70	35.58	35.79	34.81	35.76	36.32	37.05	349.07	

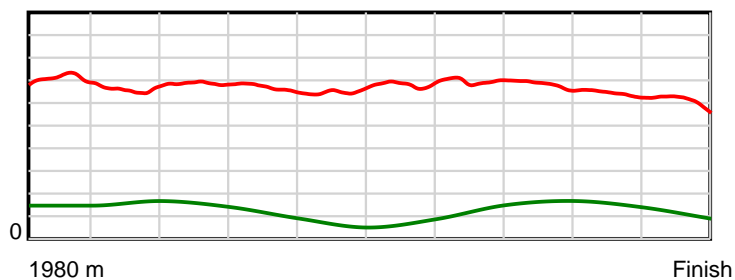
10 m Stride length



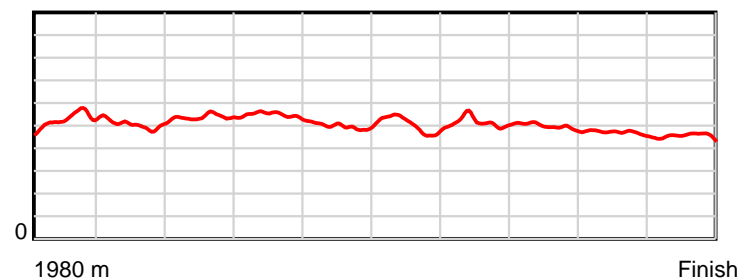
0.6 s Stride duration



20 m/sec Speed



100 % Stride efficiency



Note: Horizontal distance axis grid lines are 200m furlongs.

Disclaimer.

HRNZ and NZMTC and Thoroughbred Ratings Pty Ltd accepts no responsibility for the completeness or accuracy of any of the information contained herein, and makes no representations about its suitability for any particular purpose. Users should make their own judgements about those matters and/or seek independent advice. You assume all risks associated with use of the data provided on this page.



Race Results



September 29, 2023, Race 8, , Distance 2600m, Addington - Survey 3200m

Result	TAB no.	Horse (Barrier)	2600 to	2400m to
1st	10	Republican Par... (9)	2400m	2200m
		Position in running (margin)	-	5(5.4)
		Sectional time (s)	15.37	14.03
		Cumulative time (s)	189.92	174.55
		Speed (m/s)	13.01	14.26
		Stride length (m)	5.86	6.23
		Stride duration (s)	0.436	0.437
		Stride efficiency (%)	53.59	60.57
		Stride count	34.15	32.13

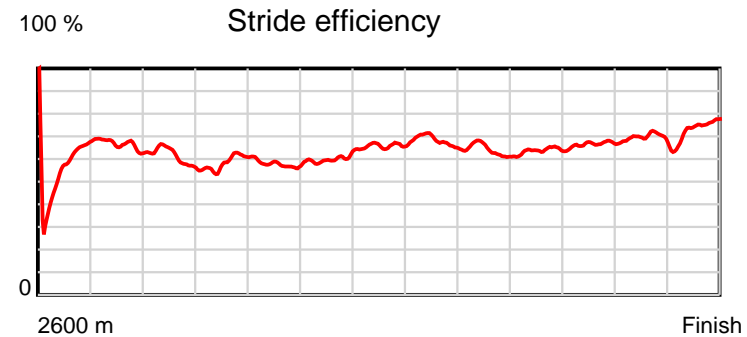
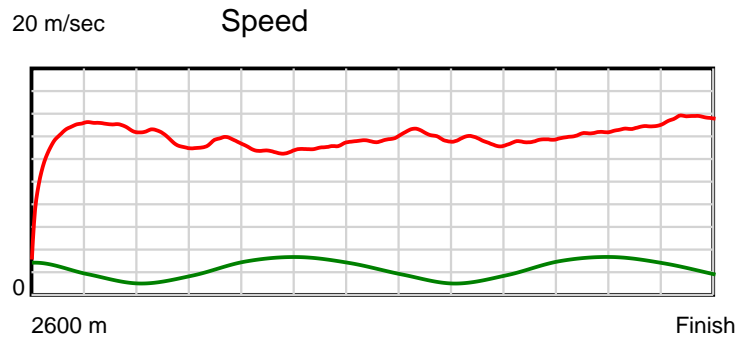
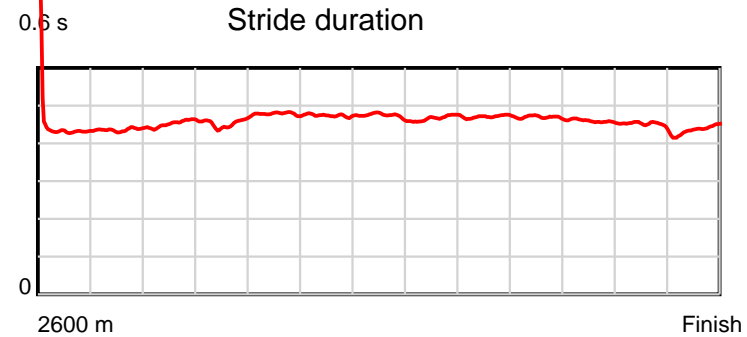
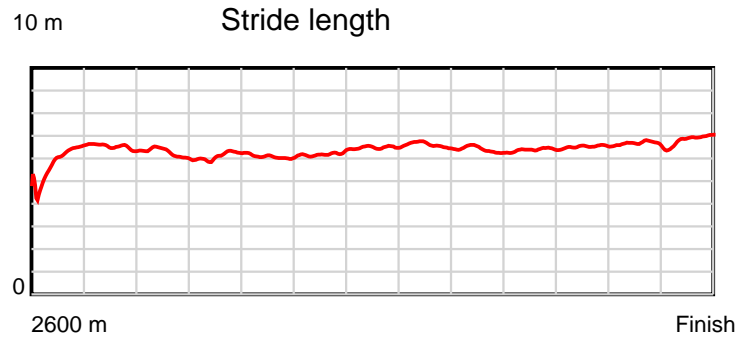
Disclaimer.

HRNZ and NZMTC and Thoroughbred Ratings Pty Ltd accepts no responsibility for the completeness or accuracy of any of the information contained herein, and makes no representations about its suitability for any particular purpose. Users should make their own judgements about those matters and/or seek independent advice. You assume all risks associated with use of the data provided on this page.

Race Results

September 29, 2023, Race 8, , Distance 2600m, Addington - Survey 3200m

Result	TAB no.	Horse (Barrier)	2200m to	2000m to	1800m to	1600m to	1400m to	1200m to	1000m to	800m to	600m to	400m to	200m to	Total or	Margin
1st	10	Republican Par... (9)	2000m	1800m	1600m	1400m	1200m	1000m	800m	600m	400m	200m	WP	Average	
		Position in running (margin)	3(2.0)	1(0.0)	2(2.3)	2(2.4)	2(2.3)	2(2.4)	3(2.1)	2(1.8)	3(1.7)	3(1.6)	3(1.7)		0.00
		Sectional time (s)	15.25	14.97	15.99	15.15	14.71	14.34	15.09	14.74	14.20	13.38	12.70		
		Cumulative time (s)	160.52	145.27	130.30	114.31	99.16	84.45	70.11	55.02	40.28	26.08	12.70	3:09.92	
		Speed (m/s)	13.11	13.36	12.51	13.20	13.60	13.95	13.25	13.57	14.08	14.95	15.75	13.69	
		Stride length (m)	5.94	6.08	5.99	6.25	6.43	6.53	6.24	6.36	6.46	6.68	6.92	6.29	
		Stride duration (s)	0.453	0.455	0.478	0.473	0.473	0.468	0.471	0.468	0.459	0.447	0.440	0.459	
		Stride efficiency (%)	55.23	57.75	55.98	61.02	64.60	66.54	60.83	63.12	65.16	69.66	74.90	61.83	
		Stride count	33.64	32.90	33.41	32.01	31.11	30.65	32.06	31.47	30.97	29.95	28.89	413.34	



Note: Horizontal distance axis grid lines are 200m furlongs.

Disclaimer.

HRNZ and NZMTC and Thoroughbred Ratings Pty Ltd accepts no responsibility for the completeness or accuracy of any of the information contained herein, and makes no representations about its suitability for any particular purpose. Users should make their own judgements about those matters and/or seek independent advice. You assume all risks associated with use of the data provided on this page.



Race Results



September 29, 2023, Race 8, , Distance 2600m, Addington - Survey 3200m

Result	TAB no.	Horse (Barrier)	2600 to 2400m	2400m to 2200m
2nd	16	Akuta (14)	2400m	2200m
		Position in running (margin)	-	11(9.5)
		Sectional time (s)	15.82	14.66
		Cumulative time (s)	190.00	174.18
		Speed (m/s)	12.64	13.64
		Stride length (m)	5.81	6.42
		Stride duration (s)	0.436	0.471
		Stride efficiency (%)	52.79	64.42
		Stride count	34.41	31.15

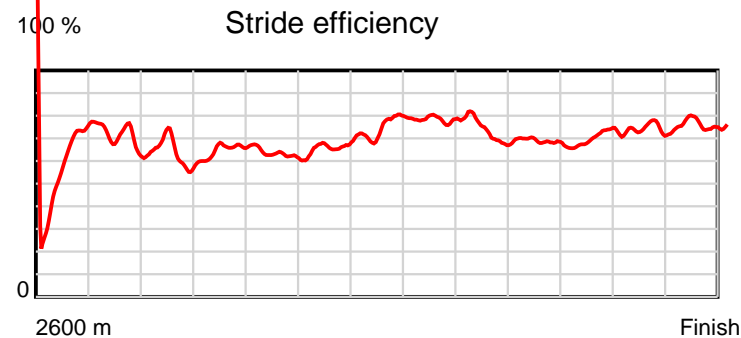
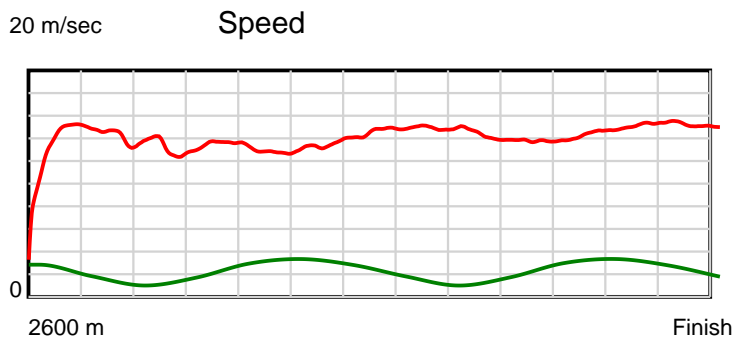
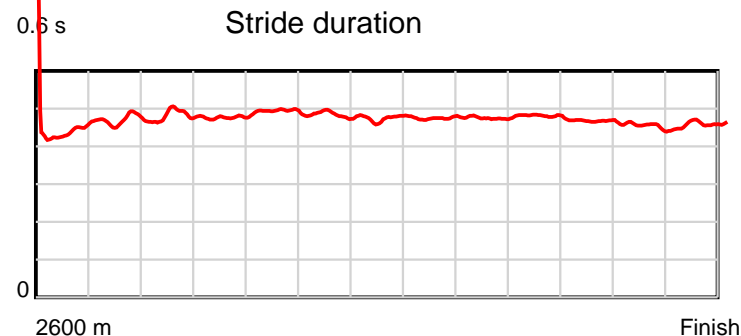
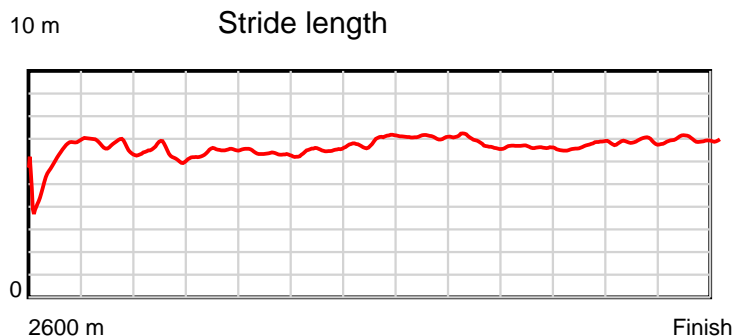
Disclaimer.

HRNZ and NZMTC and Thoroughbred Ratings Pty Ltd accepts no responsibility for the completeness or accuracy of any of the information contained herein, and makes no representations about its suitability for any particular purpose. Users should make their own judgements about those matters and/or seek independent advice. You assume all risks associated with use of the data provided on this page.

Race Results

September 29, 2023, Race 8, , Distance 2600m, Addington - Survey 3200m

Result	TAB no.	Horse (Barrier)	2200m to	2000m to	1800m to	1600m to	1400m to	1200m to	1000m to	800m to	600m to	400m to	200m to	Total or	Margin
2nd	16	Akuta (14)	2000m	1800m	1600m	1400m	1200m	1000m	800m	600m	400m	200m	WP	Average	
		Position in running (margin)	11(9.9)	10(10.7)	9(12.0)	10(12.9)	9(11.7)	8(6.4)	6(4.2)	3(2.3)	2(1.2)	2(1.4)	1(0.0)		0.08
		Sectional time (s)	15.73	14.80	16.11	14.98	13.81	14.03	14.82	14.58	14.26	13.12	13.28		
		Cumulative time (s)	159.52	143.79	128.99	112.88	97.90	84.09	70.06	55.24	40.66	26.40	13.28	3:10.00	
		Speed (m/s)	12.71	13.51	12.41	13.35	14.48	14.26	13.50	13.72	14.03	15.24	15.06	13.68	
		Stride length (m)	6.13	6.44	6.13	6.46	6.88	6.76	6.43	6.57	6.54	6.89	6.95	6.48	
		Stride duration (s)	0.482	0.477	0.493	0.484	0.475	0.474	0.476	0.479	0.466	0.452	0.461	0.473	
		Stride efficiency (%)	58.64	64.88	58.65	65.23	73.91	71.40	64.55	67.46	66.79	74.24	75.48	65.54	
		Stride count	32.65	31.04	32.64	30.96	29.08	29.59	31.12	30.44	30.59	29.02	28.78	401.47	



Note: Horizontal distance axis grid lines are 200m furlongs.

Disclaimer.

HRNZ and NZMTC and Thoroughbred Ratings Pty Ltd accepts no responsibility for the completeness or accuracy of any of the information contained herein, and makes no representations about its suitability for any particular purpose. Users should make their own judgements about those matters and/or seek independent advice. You assume all risks associated with use of the data provided on this page.



Race Results



September 29, 2023, Race 8, , Distance 2600m, Addington - Survey 3200m

Result	TAB no.	Horse (Barrier)	2600 to	2400m to
3rd	3	Macandrew Avia... (2)	2400m	2200m
		Position in running (margin)	-	6(6.2)
		Sectional time (s)	15.32	14.43
		Cumulative time (s)	190.09	174.77
		Speed (m/s)	13.06	13.86
		Stride length (m)	5.67	6.19
		Stride duration (s)	0.435	0.447
		Stride efficiency (%)	50.32	59.94
		Stride count	35.25	32.29

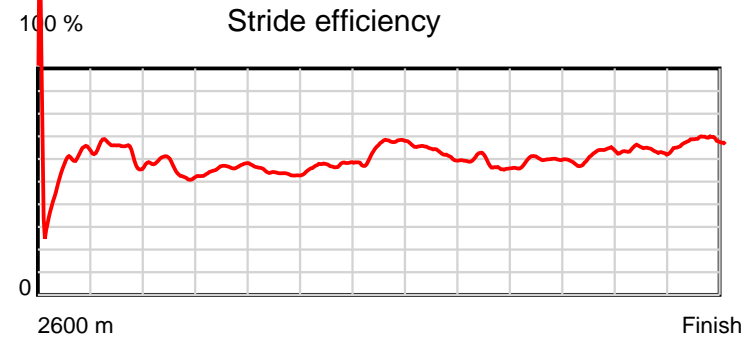
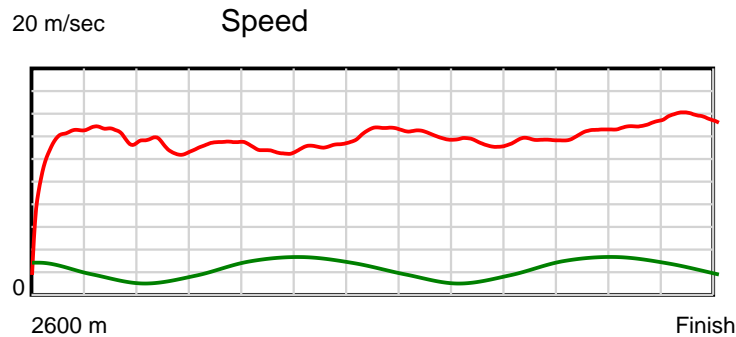
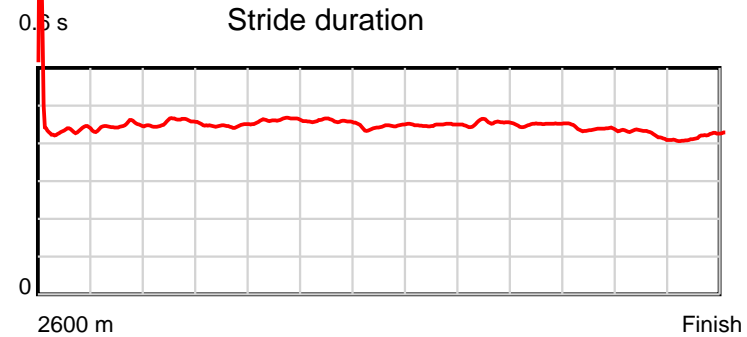
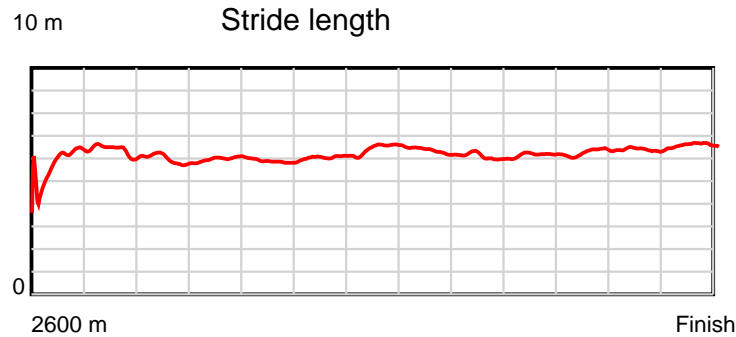
Disclaimer.

HRNZ and NZMTC and Thoroughbred Ratings Pty Ltd accepts no responsibility for the completeness or accuracy of any of the information contained herein, and makes no representations about its suitability for any particular purpose. Users should make their own judgements about those matters and/or seek independent advice. You assume all risks associated with use of the data provided on this page.

Race Results

September 29, 2023, Race 8, , Distance 2600m, Addington - Survey 3200m

Result	TAB no.	Horse (Barrier)	2200m to	2000m to	1800m to	1600m to	1400m to	1200m to	1000m to	800m to	600m to	400m to	200m to	Total or	Margin
3rd	3	Macandrew Avia... (2)	2000m	1800m	1600m	1400m	1200m	1000m	800m	600m	400m	200m	WP	Average	
		Position in running (margin)	7(5.1)	6(6.3)	6(8.1)	6(8.3)	6(8.3)	3(3.1)	5(3.5)	7(5.3)	6(4.6)	6(3.9)	5(3.2)		0.90
		Sectional time (s)	15.79	14.89	15.98	15.18	13.83	14.46	15.45	14.64	14.10	13.25	12.77		
		Cumulative time (s)	160.34	144.55	129.66	113.68	98.50	84.67	70.21	54.76	40.12	26.02	12.77	3:10.09	
		Speed (m/s)	12.67	13.43	12.52	13.18	14.46	13.83	12.94	13.66	14.18	15.09	15.66	13.68	
		Stride length (m)	5.79	6.00	5.78	6.04	6.42	6.20	5.87	6.16	6.20	6.37	6.56	6.09	
		Stride duration (s)	0.457	0.446	0.462	0.458	0.444	0.448	0.454	0.451	0.437	0.422	0.419	0.445	
		Stride efficiency (%)	52.32	56.20	52.28	57.00	64.47	60.16	53.90	59.25	60.06	63.33	67.31	57.88	
		Stride count	34.57	33.35	34.58	33.12	31.14	32.23	34.05	32.48	32.26	31.42	30.47	427.21	



Note: Horizontal distance axis grid lines are 200m furlongs.

Disclaimer.

HRNZ and NZMTC and Thoroughbred Ratings Pty Ltd accepts no responsibility for the completeness or accuracy of any of the information contained herein, and makes no representations about its suitability for any particular purpose. Users should make their own judgements about those matters and/or seek independent advice. You assume all risks associated with use of the data provided on this page.



Race Results



September 29, 2023, Race 8, , Distance 2600m, Addington - Survey 3200m

Result	TAB no.	Horse (Barrier)	2600 to	2400m to
4th	2	Krug (1)	2400m	2200m
		Position in running (margin)	-	3(2.2)
		Sectional time (s)	14.70	14.37
		Cumulative time (s)	190.32	175.62
		Speed (m/s)	13.61	13.92
		Stride length (m)	6.14	6.53
		Stride duration (s)	0.455	0.469
		Stride efficiency (%)	58.83	66.65
		Stride count	32.59	30.62

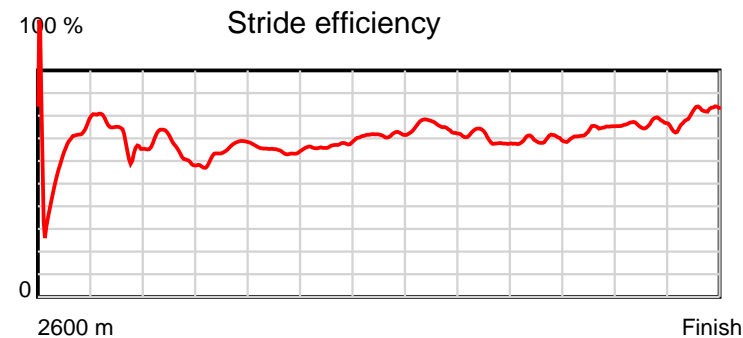
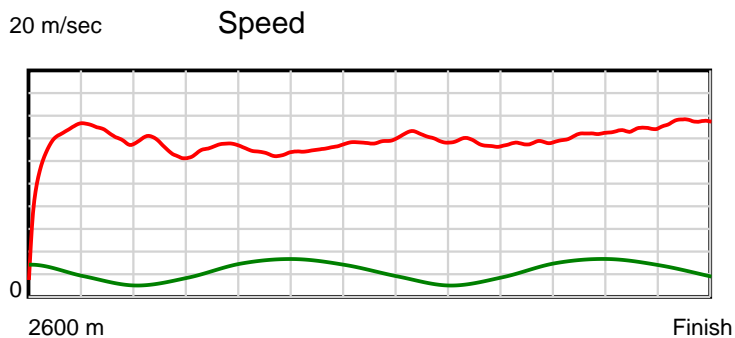
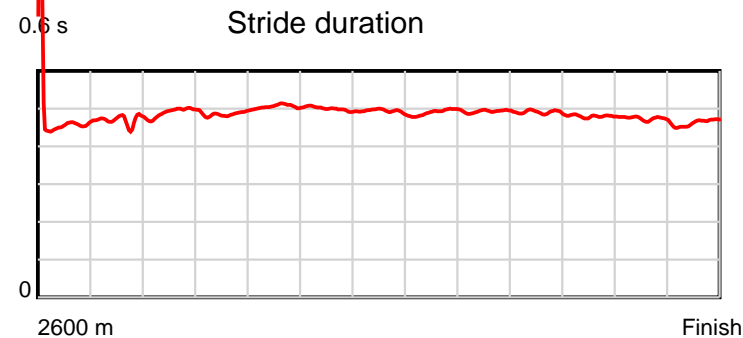
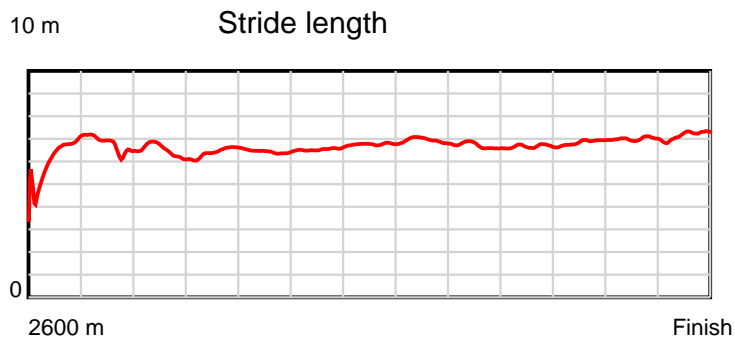
Disclaimer.

HRNZ and NZMTC and Thoroughbred Ratings Pty Ltd accepts no responsibility for the completeness or accuracy of any of the information contained herein, and makes no representations about its suitability for any particular purpose. Users should make their own judgements about those matters and/or seek independent advice. You assume all risks associated with use of the data provided on this page.

Race Results

September 29, 2023, Race 8, , Distance 2600m, Addington - Survey 3200m

Result	TAB no.	Horse (Barrier)	2200m to	2000m to	1800m to	1600m to	1400m to	1200m to	1000m to	800m to	600m to	400m to	200m to	Total or	Margin
4th	2	Krug (1)	2000m	1800m	1600m	1400m	1200m	1000m	800m	600m	400m	200m	WP	Average	
		Position in running (margin)	2(0.8)	2(0.8)	3(4.2)	3(4.2)	3(4.2)	4(3.8)	4(3.4)	5(3.5)	5(3.6)	5(3.1)	6(3.5)		2.20
		Sectional time (s)	15.58	15.16	15.95	15.18	14.63	14.34	15.15	14.77	14.14	13.43	12.92		
		Cumulative time (s)	161.25	145.67	130.51	114.56	99.38	84.75	70.41	55.26	40.49	26.35	12.92	3:10.32	
		Speed (m/s)	12.84	13.19	12.54	13.18	13.67	13.95	13.20	13.54	14.14	14.89	15.48	13.66	
		Stride length (m)	6.31	6.41	6.34	6.58	6.74	6.86	6.50	6.63	6.78	7.02	7.18	6.61	
		Stride duration (s)	0.492	0.486	0.506	0.499	0.493	0.491	0.493	0.489	0.480	0.472	0.464	0.483	
		Stride efficiency (%)	62.28	64.17	62.89	67.59	70.98	73.46	66.11	68.60	71.90	77.09	80.51	68.17	
		Stride count	31.68	31.21	31.53	30.41	29.68	29.17	30.75	30.19	29.48	28.47	27.86	393.64	



Note: Horizontal distance axis grid lines are 200m furlongs.

Disclaimer.

HRNZ and NZMTC and Thoroughbred Ratings Pty Ltd accepts no responsibility for the completeness or accuracy of any of the information contained herein, and makes no representations about its suitability for any particular purpose. Users should make their own judgements about those matters and/or seek independent advice. You assume all risks associated with use of the data provided on this page.



Race Results



September 29, 2023, Race 8, , Distance 2600m, Addington - Survey 3200m

Result	TAB no.	Horse (Barrier)	2600 to	2400m to
5th	9	Self Assured (8)	2400m	2200m
		Position in running (margin)	-	8(7.7)
		Sectional time (s)	15.67	14.44
		Cumulative time (s)	190.47	174.80
		Speed (m/s)	12.76	13.85
		Stride length (m)	5.62	6.23
		Stride duration (s)	0.428	0.450
		Stride efficiency (%)	49.38	60.61
		Stride count	35.58	32.11

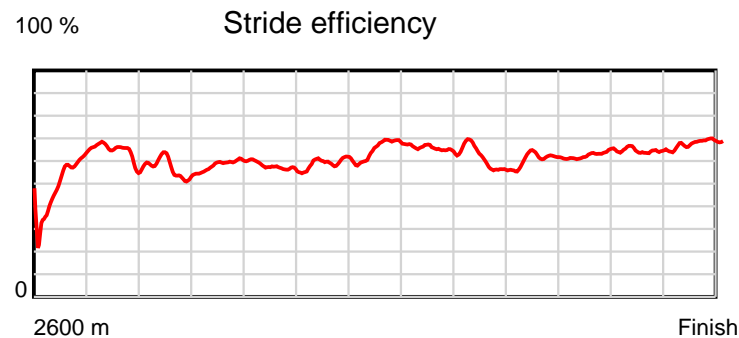
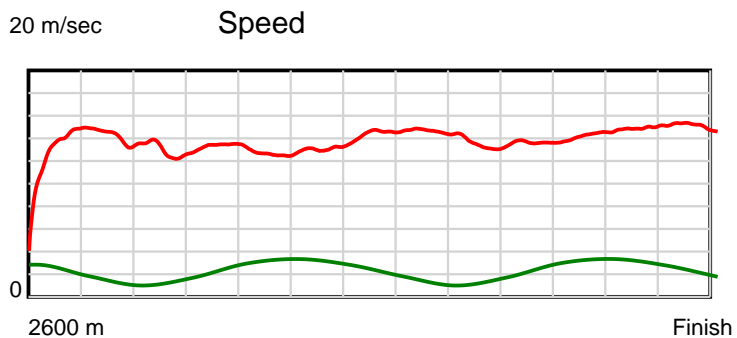
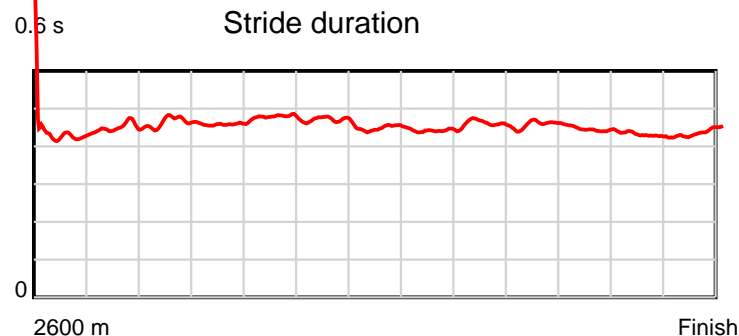
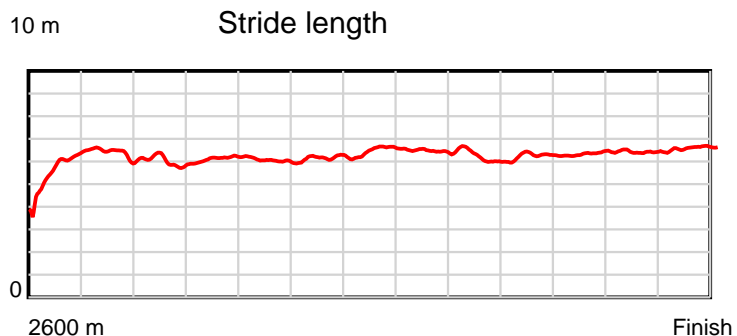
Disclaimer.

HRNZ and NZMTC and Thoroughbred Ratings Pty Ltd accepts no responsibility for the completeness or accuracy of any of the information contained herein, and makes no representations about its suitability for any particular purpose. Users should make their own judgements about those matters and/or seek independent advice. You assume all risks associated with use of the data provided on this page.

Race Results

September 29, 2023, Race 8, , Distance 2600m, Addington - Survey 3200m

Result	TAB no.	Horse (Barrier)	2200m to	2000m to	1800m to	1600m to	1400m to	1200m to	1000m to	800m to	600m to	400m to	200m to	Total or	Margin
5th	9	Self Assured (8)	2000m	1800m	1600m	1400m	1200m	1000m	800m	600m	400m	200m	WP	Average	
		Position in running (margin)	8(6.7)	8(8.2)	7(9.9)	7(10.4)	8(10.4)	5(4.6)	2(1.9)	4(3.5)	4(2.3)	4(2.1)	4(2.0)		3.10
		Sectional time (s)	15.82	14.88	16.03	15.17	13.73	13.96	15.40	14.56	14.19	13.34	13.28		
		Cumulative time (s)	160.36	144.54	129.66	113.63	98.46	84.73	70.77	55.37	40.81	26.62	13.28	3:10.47	
		Speed (m/s)	12.64	13.44	12.48	13.18	14.57	14.33	12.99	13.74	14.09	14.99	15.06	13.65	
		Stride length (m)	5.88	6.16	5.97	6.19	6.54	6.33	5.98	6.31	6.26	6.44	6.60	6.18	
		Stride duration (s)	0.465	0.459	0.478	0.469	0.449	0.442	0.460	0.460	0.444	0.429	0.438	0.453	
		Stride efficiency (%)	53.95	59.35	55.65	59.83	66.75	62.61	55.91	62.29	61.15	64.76	68.15	59.70	
		Stride count	34.04	32.45	33.51	32.32	30.60	31.60	33.44	31.68	31.97	31.07	30.28	420.65	



Note: Horizontal distance axis grid lines are 200m furlongs.

Disclaimer.

HRNZ and NZMTC and Thoroughbred Ratings Pty Ltd accepts no responsibility for the completeness or accuracy of any of the information contained herein, and makes no representations about its suitability for any particular purpose. Users should make their own judgements about those matters and/or seek independent advice. You assume all risks associated with use of the data provided on this page.



Race Results



September 29, 2023, Race 8, , Distance 2600m, Addington - Survey 3200m

Result	TAB no.	Horse (Barrier)	2600 to	2400m to
6th	6	Bach (5)	2400m	2200m
		Position in running (margin)	-	1(0.0)
		Sectional time (s)	14.43	14.60
		Cumulative time (s)	190.66	176.23
		Speed (m/s)	13.86	13.70
		Stride length (m)	5.86	6.10
		Stride duration (s)	0.419	0.445
		Stride efficiency (%)	53.61	58.09
		Stride count	34.15	32.80

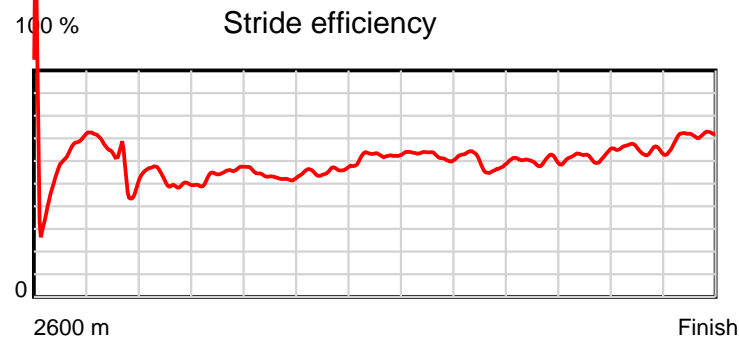
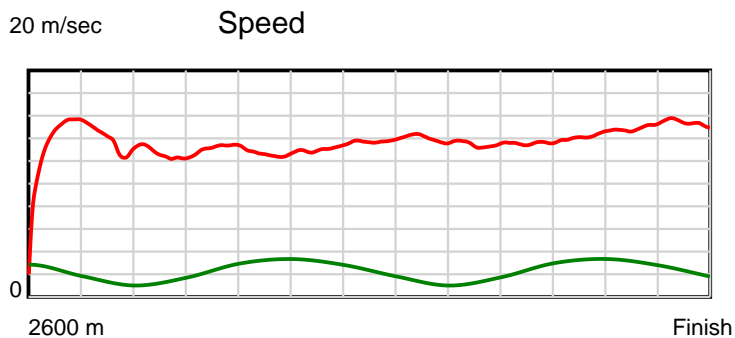
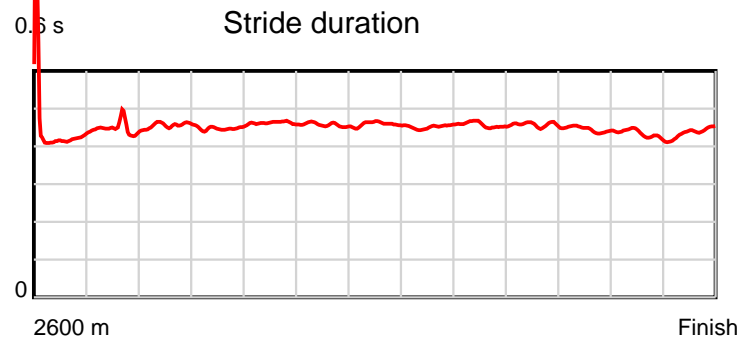
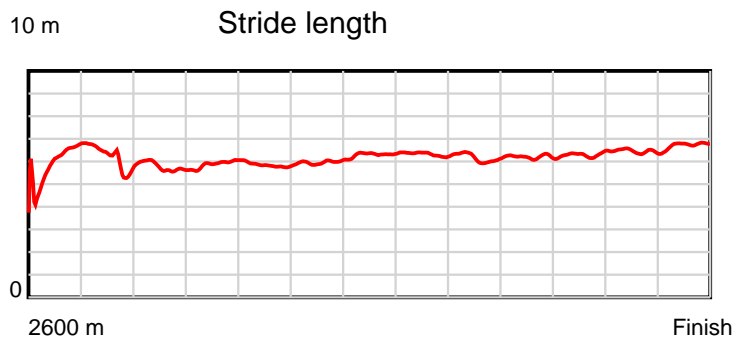
Disclaimer.

HRNZ and NZMTC and Thoroughbred Ratings Pty Ltd accepts no responsibility for the completeness or accuracy of any of the information contained herein, and makes no representations about its suitability for any particular purpose. Users should make their own judgements about those matters and/or seek independent advice. You assume all risks associated with use of the data provided on this page.

Race Results

September 29, 2023, Race 8, , Distance 2600m, Addington - Survey 3200m

Result	TAB no.	Horse (Barrier)	2200m to	2000m to	1800m to	1600m to	1400m to	1200m to	1000m to	800m to	600m to	400m to	200m to	Total or	Margin
6th	6	Bach (5)	2000m	1800m	1600m	1400m	1200m	1000m	800m	600m	400m	200m	WP	Average	
		Position in running (margin)	1(0.0)	4(2.7)	4(6.4)	4(6.4)	4(6.0)	7(5.5)	8(5.4)	6(5.3)	7(5.4)	7(5.2)	7(4.7)		4.20
		Sectional time (s)	16.03	15.21	15.95	15.12	14.60	14.38	15.12	14.77	14.19	13.28	12.98		
		Cumulative time (s)	161.63	145.60	130.39	114.44	99.32	84.72	70.34	55.22	40.45	26.26	12.98	3:10.66	
		Speed (m/s)	12.48	13.15	12.54	13.23	13.70	13.91	13.23	13.54	14.09	15.06	15.41	13.64	
		Stride length (m)	5.69	5.89	5.80	6.05	6.29	6.28	6.04	6.19	6.27	6.50	6.78	6.12	
		Stride duration (s)	0.456	0.448	0.462	0.457	0.459	0.452	0.457	0.457	0.445	0.432	0.440	0.449	
		Stride efficiency (%)	50.65	54.13	52.53	57.15	61.86	61.64	57.08	59.87	61.44	66.02	71.86	58.53	
		Stride count	35.13	33.98	34.50	33.07	31.79	31.84	33.09	32.31	31.90	30.77	29.49	424.82	



Note: Horizontal distance axis grid lines are 200m furlongs.

Disclaimer.

HRNZ and NZMTC and Thoroughbred Ratings Pty Ltd accepts no responsibility for the completeness or accuracy of any of the information contained herein, and makes no representations about its suitability for any particular purpose. Users should make their own judgements about those matters and/or seek independent advice. You assume all risks associated with use of the data provided on this page.



Race Results



September 29, 2023, Race 8, , Distance 2600m, Addington - Survey 3200m

Result	TAB no.	Horse (Barrier)	2600 to	2400m to
7th	7	Aardie's Expre... (6)	2400m	2200m
		Position in running (margin)	-	12(11.4)
		Sectional time (s)	16.20	13.98
		Cumulative time (s)	190.77	174.57
		Speed (m/s)	12.35	14.31
		Stride length (m)	5.40	6.15
		Stride duration (s)	0.434	0.430
		Stride efficiency (%)	45.52	59.13
		Stride count	37.06	32.51

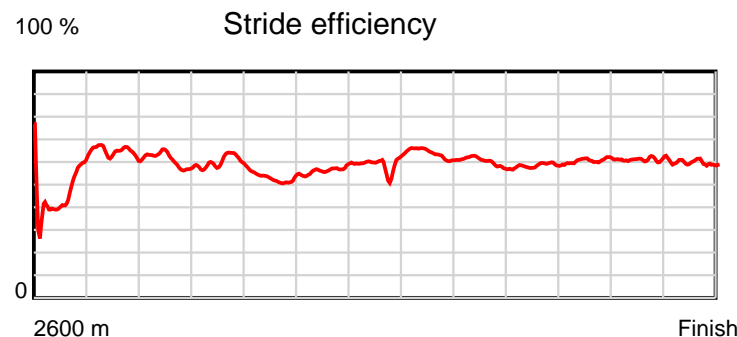
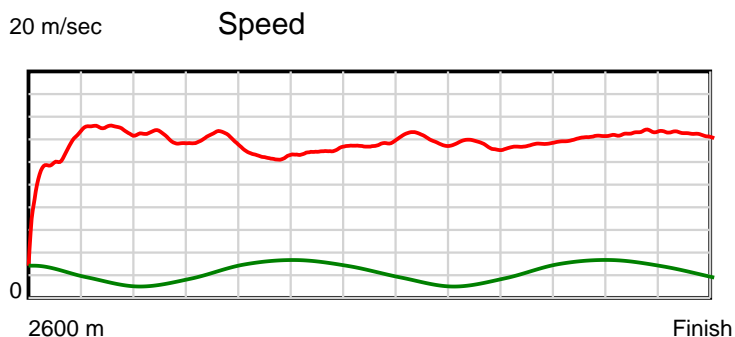
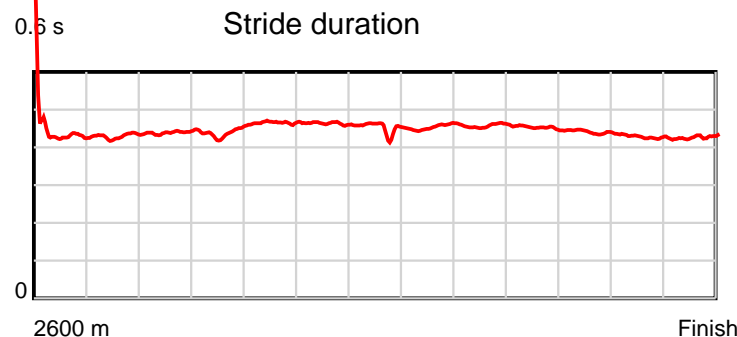
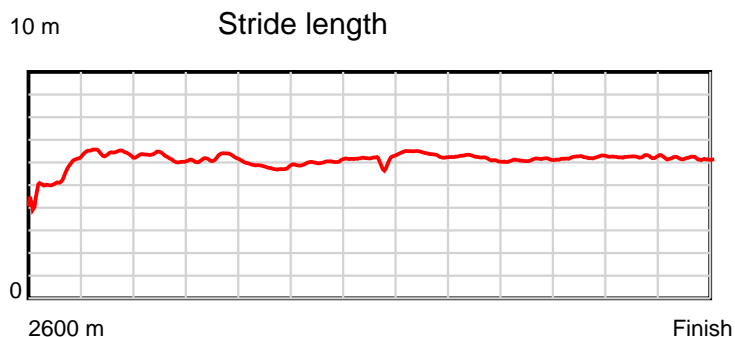
Disclaimer.

HRNZ and NZMTC and Thoroughbred Ratings Pty Ltd accepts no responsibility for the completeness or accuracy of any of the information contained herein, and makes no representations about its suitability for any particular purpose. Users should make their own judgements about those matters and/or seek independent advice. You assume all risks associated with use of the data provided on this page.

Race Results

September 29, 2023, Race 8, , Distance 2600m, Addington - Survey 3200m

Result	TAB no.	Horse (Barrier)	2200m to	2000m to	1800m to	1600m to	1400m to	1200m to	1000m to	800m to	600m to	400m to	200m to	Total or	Margin
7th	7	Aardie's Expre... (6)	2000m	1800m	1600m	1400m	1200m	1000m	800m	600m	400m	200m	WP	Average	
		Position in running (margin)	10(7.7)	3(2.5)	1(0.0)	1(0.0)	1(0.0)	1(0.0)	1(0.0)	1(0.0)	1(0.0)	1(0.0)	2(0.7)		4.80
		Sectional time (s)	14.71	14.18	15.96	15.18	14.69	14.40	15.14	14.76	14.23	13.47	13.87		
		Cumulative time (s)	160.59	145.88	131.70	115.74	100.56	85.87	71.47	56.33	41.57	27.34	13.87	3:10.77	
		Speed (m/s)	13.60	14.10	12.53	13.18	13.61	13.89	13.21	13.55	14.05	14.85	14.42	13.63	
		Stride length (m)	5.99	6.21	5.84	6.10	6.14	6.32	6.04	6.12	6.18	6.34	6.16	6.07	
		Stride duration (s)	0.440	0.440	0.466	0.463	0.451	0.455	0.457	0.452	0.440	0.427	0.427	0.445	
		Stride efficiency (%)	56.01	60.24	53.23	58.11	58.99	62.39	57.01	58.55	59.72	62.86	59.29	57.51	
		Stride count	33.41	32.21	34.27	32.80	32.55	31.65	33.11	32.67	32.35	31.53	32.47	428.59	



Note: Horizontal distance axis grid lines are 200m furlongs.

Disclaimer.

HRNZ and NZMTC and Thoroughbred Ratings Pty Ltd accepts no responsibility for the completeness or accuracy of any of the information contained herein, and makes no representations about its suitability for any particular purpose. Users should make their own judgements about those matters and/or seek independent advice. You assume all risks associated with use of the data provided on this page.



Race Results



September 29, 2023, Race 8, , Distance 2600m, Addington - Survey 3200m

Result	TAB no.	Horse (Barrier)	2600 to	2400m to
8th	11	Mossdale Ben (10)		
		Position in running (margin)		
		Sectional time (s)		
		Cumulative time (s)		
		Speed (m/s)		
		Stride length (m)		
		Stride duration (s)		
		Stride efficiency (%)		
		Stride count		

Disclaimer.

HRNZ and NZMTC and Thoroughbred Ratings Pty Ltd accepts no responsibility for the completeness or accuracy of any of the information contained herein, and makes no representations about its suitability for any particular purpose. Users should make their own judgements about those matters and/or seek independent advice. You assume all risks associated with use of the data provided on this page.




Race Results



September 29, 2023, Race 8, , Distance 2600m, Addington - Survey 3200m

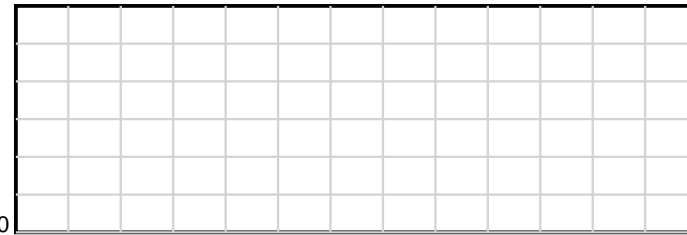
Result	TAB no.	Horse (Barrier)	2200m to	2000m to	1800m to	1600m to	1400m to	1200m to	1000m to	800m to	600m to	400m to	200m to	Total or	Margin
8th	11	Mossdale Ben (10)													
		Position in running (margin)													
		Sectional time (s)													
		Cumulative time (s)													
		Speed (m/s)													
		Stride length (m)													
		Stride duration (s)													
		Stride efficiency (%)													
		Stride count													

10 m Stride length



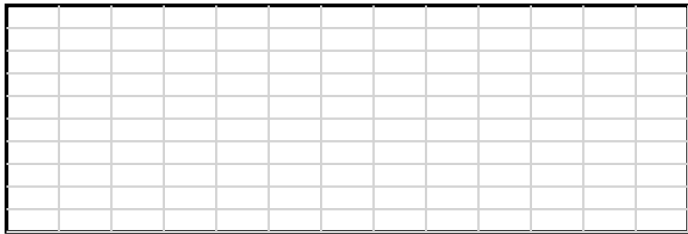
2600 m Finish

0.6 s Stride duration




2600 m Finish

20 m/sec Speed



2600 m Finish

100 % Stride efficiency



2600 m Finish

Note: Horizontal distance axis grid lines are 200m furlongs.

Disclaimer.

HRNZ and NZMTC and Thoroughbred Ratings Pty Ltd accepts no responsibility for the completeness or accuracy of any of the information contained herein, and makes no representations about its suitability for any particular purpose. Users should make their own judgements about those matters and/or seek independent advice. You assume all risks associated with use of the data provided on this page.



Race Results



September 29, 2023, Race 8, , Distance 2600m, Addington - Survey 3200m

Result	TAB no.	Horse (Barrier)	2600 to	2400m to
9th	5	Heza Sport (4)	2400m	2200m
		Position in running (margin)	-	4(4.3)
		Sectional time (s)	15.18	14.27
		Cumulative time (s)	191.09	175.91
		Speed (m/s)	13.18	14.02
		Stride length (m)	5.85	6.47
		Stride duration (s)	0.439	0.461
		Stride efficiency (%)	53.50	65.35
		Stride count	34.18	30.93

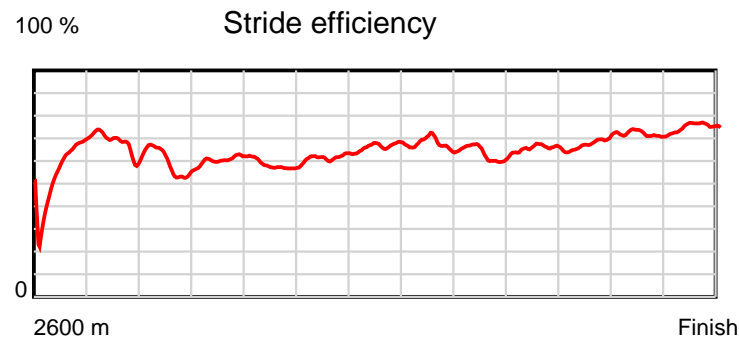
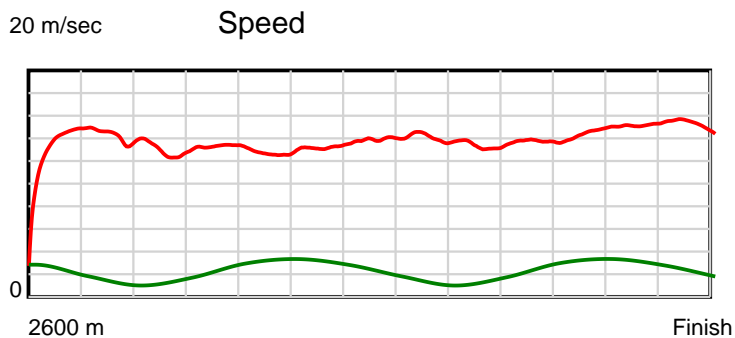
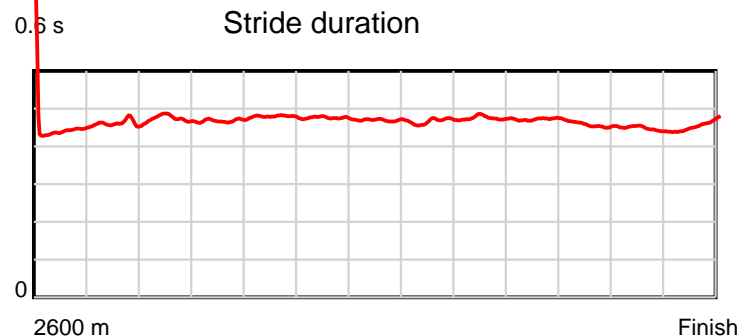
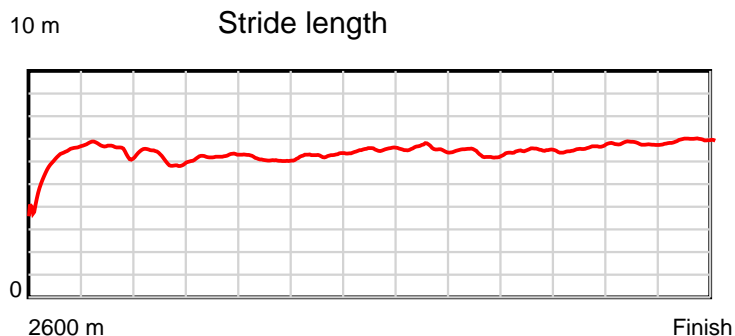
Disclaimer.

HRNZ and NZMTC and Thoroughbred Ratings Pty Ltd accepts no responsibility for the completeness or accuracy of any of the information contained herein, and makes no representations about its suitability for any particular purpose. Users should make their own judgements about those matters and/or seek independent advice. You assume all risks associated with use of the data provided on this page.

Race Results

September 29, 2023, Race 8, , Distance 2600m, Addington - Survey 3200m

Result	TAB no.	Horse (Barrier)	2200m to	2000m to	1800m to	1600m to	1400m to	1200m to	1000m to	800m to	600m to	400m to	200m to	Total or	Margin
9th	5	Heza Sport (4)	2000m	1800m	1600m	1400m	1200m	1000m	800m	600m	400m	200m	WP	Average	
		Position in running (margin)	4(2.3)	5(4.2)	5(6.6)	5(6.5)	5(6.4)	6(4.6)	7(4.8)	8(7.2)	8(6.5)	8(5.8)	8(5.5)		6.70
		Sectional time (s)	15.90	14.98	15.95	15.15	14.40	14.43	15.54	14.64	14.11	13.31	13.23		
		Cumulative time (s)	161.64	145.74	130.76	114.81	99.66	85.26	70.83	55.29	40.65	26.54	13.23	3:11.09	
		Speed (m/s)	12.58	13.35	12.54	13.20	13.89	13.86	12.87	13.66	14.17	15.03	15.12	13.61	
		Stride length (m)	5.96	6.26	6.00	6.28	6.52	6.47	6.12	6.44	6.46	6.71	6.94	6.33	
		Stride duration (s)	0.474	0.468	0.479	0.476	0.469	0.467	0.475	0.471	0.456	0.446	0.459	0.465	
		Stride efficiency (%)	55.49	61.15	56.34	61.64	66.47	65.47	58.48	64.78	65.29	70.31	75.21	62.63	
		Stride count	33.56	31.97	33.31	31.84	30.67	30.90	32.69	31.06	30.94	29.82	28.83	410.70	



Note: Horizontal distance axis grid lines are 200m furlongs.

Disclaimer.

HRNZ and NZMTC and Thoroughbred Ratings Pty Ltd accepts no responsibility for the completeness or accuracy of any of the information contained herein, and makes no representations about its suitability for any particular purpose. Users should make their own judgements about those matters and/or seek independent advice. You assume all risks associated with use of the data provided on this page.



Race Results



September 29, 2023, Race 8, , Distance 2600m, Addington - Survey 3200m

Result	TAB no.	Horse (Barrier)	2600 to	2400m to
10th	14	Pembrook Playb... (12)	2400m	2200m
		Position in running (margin)	-	9(7.9)
		Sectional time (s)	15.68	14.52
		Cumulative time (s)	191.38	175.70
		Speed (m/s)	12.76	13.77
		Stride length (m)	5.81	6.29
		Stride duration (s)	0.437	0.456
		Stride efficiency (%)	52.76	61.75
		Stride count	34.42	31.82

Disclaimer.

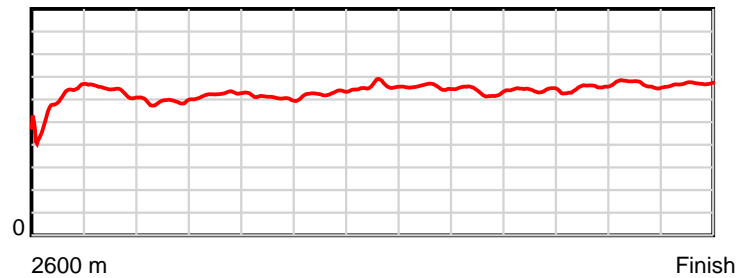
HRNZ and NZMTC and Thoroughbred Ratings Pty Ltd accepts no responsibility for the completeness or accuracy of any of the information contained herein, and makes no representations about its suitability for any particular purpose. Users should make their own judgements about those matters and/or seek independent advice. You assume all risks associated with use of the data provided on this page.

Race Results

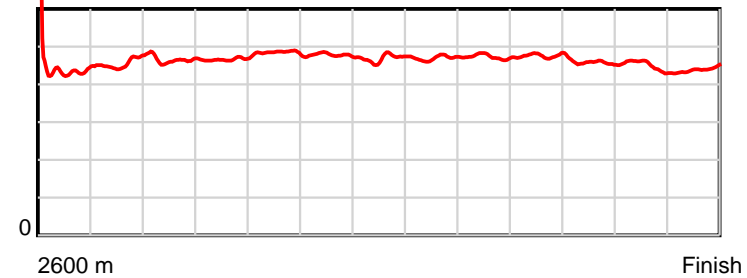
September 29, 2023, Race 8, , Distance 2600m, Addington - Survey 3200m

Result	TAB no.	Horse (Barrier)	2200m to	2000m to	1800m to	1600m to	1400m to	1200m to	1000m to	800m to	600m to	400m to	200m to	Total or	Margin
10th	14	Pembrook Playb... (12)	2000m	1800m	1600m	1400m	1200m	1000m	800m	600m	400m	200m	WP	Average	
		Position in running (margin)	9(7.4)	9(10.2)	10(12.1)	9(12.8)	10(11.9)	11(9.1)	10(8.9)	10(9.5)	10(9.6)	9(8.6)	10(8.5)		8.30
		Sectional time (s)	16.05	14.91	16.07	15.03	14.22	14.37	15.23	14.77	14.05	13.36	13.12		
		Cumulative time (s)	161.18	145.13	130.22	114.15	99.12	84.90	70.53	55.30	40.53	26.48	13.12	3:11.38	
		Speed (m/s)	12.46	13.41	12.45	13.31	14.06	13.92	13.13	13.54	14.23	14.97	15.24	13.59	
		Stride length (m)	5.80	6.25	6.03	6.36	6.60	6.54	6.21	6.44	6.51	6.71	6.71	6.31	
		Stride duration (s)	0.465	0.466	0.484	0.478	0.470	0.470	0.473	0.476	0.457	0.448	0.440	0.465	
		Stride efficiency (%)	52.54	61.07	56.78	63.22	68.15	66.81	60.21	64.89	66.18	70.42	70.41	62.30	
		Stride count	34.49	31.99	33.18	31.44	30.28	30.59	32.22	31.04	30.73	29.79	29.80	411.79	

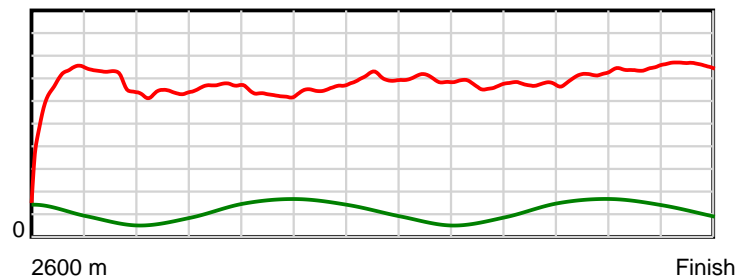
10 m Stride length



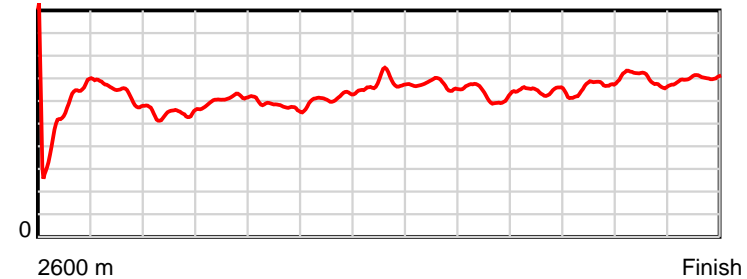
0.6 s Stride duration



20 m/sec Speed



100 % Stride efficiency



Note: Horizontal distance axis grid lines are 200m furlongs.

Disclaimer.

HRNZ and NZMTC and Thoroughbred Ratings Pty Ltd accepts no responsibility for the completeness or accuracy of any of the information contained herein, and makes no representations about its suitability for any particular purpose. Users should make their own judgements about those matters and/or seek independent advice. You assume all risks associated with use of the data provided on this page.



Race Results



September 29, 2023, Race 8, , Distance 2600m, Addington - Survey 3200m

Result	TAB no.	Horse (Barrier)	2600 to	2400m to
11th	13	Got You Covere... (11)	2400m	2200m
		Position in running (margin)	-	7(6.8)
		Sectional time (s)	15.56	14.23
		Cumulative time (s)	191.44	175.88
		Speed (m/s)	12.85	14.05
		Stride length (m)	5.78	6.20
		Stride duration (s)	0.430	0.441
		Stride efficiency (%)	52.24	60.00
		Stride count	34.59	32.28

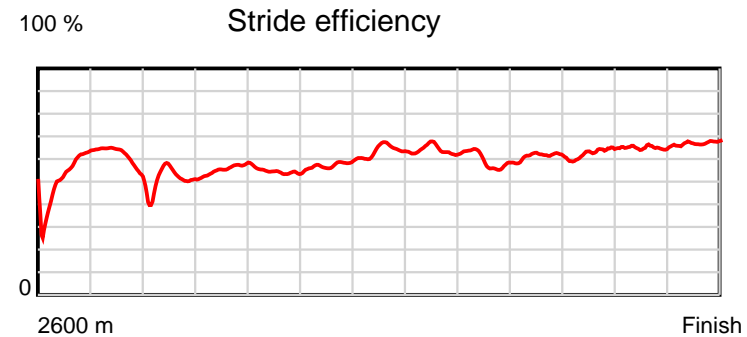
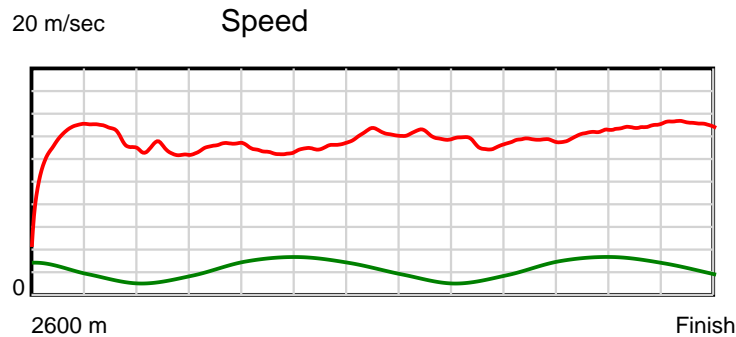
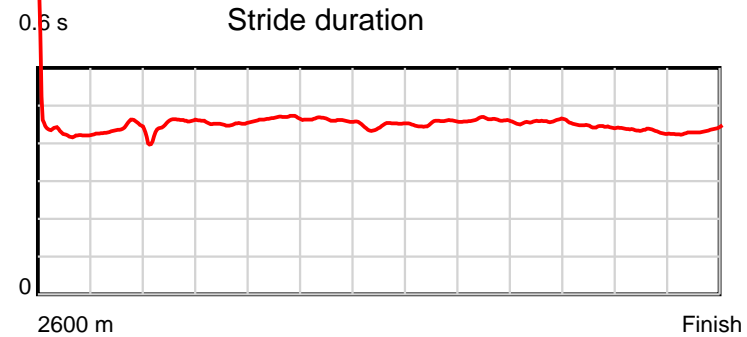
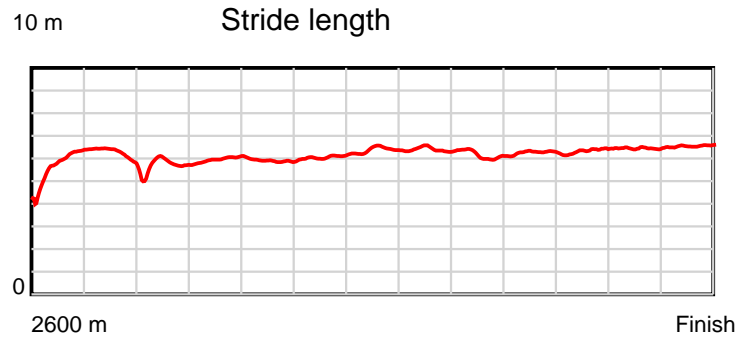
Disclaimer.

HRNZ and NZMTC and Thoroughbred Ratings Pty Ltd accepts no responsibility for the completeness or accuracy of any of the information contained herein, and makes no representations about its suitability for any particular purpose. Users should make their own judgements about those matters and/or seek independent advice. You assume all risks associated with use of the data provided on this page.

Race Results

September 29, 2023, Race 8, , Distance 2600m, Addington - Survey 3200m

Result	TAB no.	Horse (Barrier)	2200m to	2000m to	1800m to	1600m to	1400m to	1200m to	1000m to	800m to	600m to	400m to	200m to	Total or	Margin
11th	13	Got You Covere... (11)	2000m	1800m	1600m	1400m	1200m	1000m	800m	600m	400m	200m	WP	Average	
		Position in running (margin)	6(4.5)	7(6.9)	8(10.6)	8(10.7)	7(10.2)	9(6.5)	9(6.8)	9(9.0)	9(8.2)	10(8.8)	9(8.3)		8.60
		Sectional time (s)	15.97	15.20	15.97	15.09	14.08	14.45	15.51	14.61	14.33	13.28	13.16		
		Cumulative time (s)	161.65	145.68	130.48	114.51	99.42	85.34	70.89	55.38	40.77	26.44	13.16	3:11.44	
		Speed (m/s)	12.52	13.16	12.52	13.25	14.20	13.84	12.89	13.69	13.96	15.06	15.20	13.58	
		Stride length (m)	5.58	5.95	5.85	6.13	6.36	6.28	5.96	6.27	6.21	6.51	6.59	6.11	
		Stride duration (s)	0.445	0.453	0.467	0.462	0.448	0.454	0.462	0.458	0.445	0.432	0.434	0.450	
		Stride efficiency (%)	48.57	55.41	53.39	58.67	63.19	61.66	55.44	61.46	60.27	66.26	67.92	58.43	
		Stride count	35.87	33.59	34.22	32.64	31.45	31.84	33.58	31.89	32.20	30.71	30.34	425.20	



Note: Horizontal distance axis grid lines are 200m furlongs.

Disclaimer.

HRNZ and NZMTC and Thoroughbred Ratings Pty Ltd accepts no responsibility for the completeness or accuracy of any of the information contained herein, and makes no representations about its suitability for any particular purpose. Users should make their own judgements about those matters and/or seek independent advice. You assume all risks associated with use of the data provided on this page.



Race Results



September 29, 2023, Race 8, , Distance 2600m, Addington - Survey 3200m

Result	TAB no.	Horse (Barrier)	2600 to	2400m to
12th	17	One Change (15)	2400m	2200m
		Position in running (margin)	-	13(11.7)
		Sectional time (s)	16.30	14.50
		Cumulative time (s)	191.56	175.26
		Speed (m/s)	12.27	13.79
		Stride length (m)	6.06	6.46
		Stride duration (s)	0.456	0.468
		Stride efficiency (%)	57.44	65.23
		Stride count	32.99	30.96

Disclaimer.

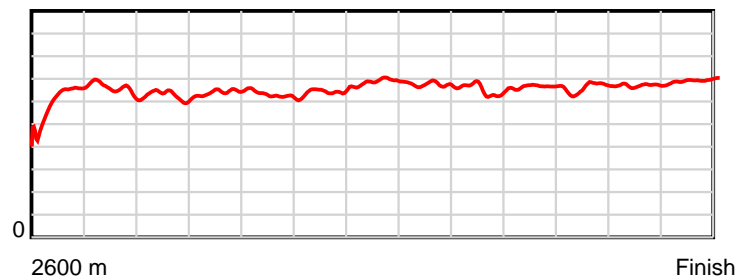
HRNZ and NZMTC and Thoroughbred Ratings Pty Ltd accepts no responsibility for the completeness or accuracy of any of the information contained herein, and makes no representations about its suitability for any particular purpose. Users should make their own judgements about those matters and/or seek independent advice. You assume all risks associated with use of the data provided on this page.

Race Results

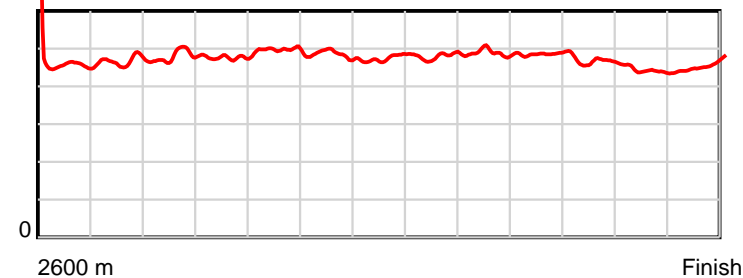
September 29, 2023, Race 8, , Distance 2600m, Addington - Survey 3200m

Result	TAB no.	Horse (Barrier)	2200m to	2000m to	1800m to	1600m to	1400m to	1200m to	1000m to	800m to	600m to	400m to	200m to	Total or	Margin
12th	17	One Change (15)	2000m	1800m	1600m	1400m	1200m	1000m	800m	600m	400m	200m	WP	Average	
		Position in running (margin)	12(11.0)	11(12.3)	11(13.8)	11(14.2)	11(13.2)	10(8.5)	11(9.1)	11(11.1)	11(10.2)	11(10.3)	11(9.4)		9.30
		Sectional time (s)	15.78	14.84	16.04	15.00	13.91	14.50	15.46	14.62	14.24	13.21	13.16		
		Cumulative time (s)	160.76	144.98	130.14	114.10	99.10	85.19	70.69	55.23	40.61	26.37	13.16	3:11.56	
		Speed (m/s)	12.67	13.48	12.47	13.33	14.38	13.79	12.94	13.68	14.04	15.14	15.20	13.57	
		Stride length (m)	6.08	6.42	6.19	6.47	6.83	6.61	6.33	6.65	6.52	6.67	6.95	6.47	
		Stride duration (s)	0.480	0.476	0.497	0.485	0.475	0.480	0.489	0.486	0.464	0.441	0.457	0.477	
		Stride efficiency (%)	57.77	64.38	59.92	65.32	72.92	68.35	62.63	69.16	66.43	69.55	75.46	65.42	
		Stride count	32.89	31.16	32.30	30.93	29.28	30.24	31.59	30.06	30.68	29.98	28.78	401.84	

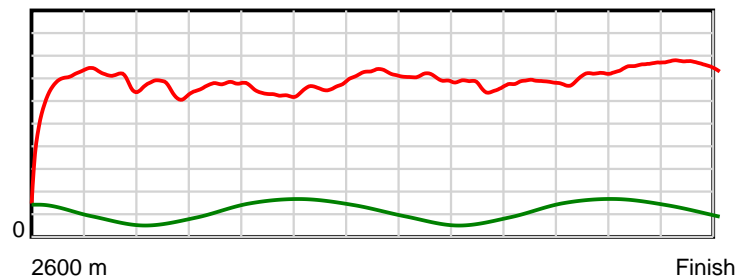
10 m Stride length



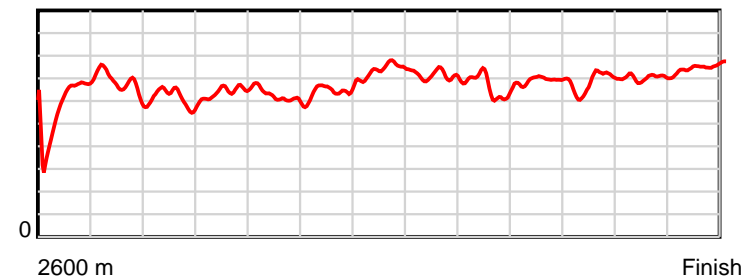
0.6 s Stride duration



20 m/sec Speed



100 % Stride efficiency



Note: Horizontal distance axis grid lines are 200m furlongs.

Disclaimer.

HRNZ and NZMTC and Thoroughbred Ratings Pty Ltd accepts no responsibility for the completeness or accuracy of any of the information contained herein, and makes no representations about its suitability for any particular purpose. Users should make their own judgements about those matters and/or seek independent advice. You assume all risks associated with use of the data provided on this page.



Race Results



September 29, 2023, Race 8, , Distance 2600m, Addington - Survey 3200m

Result	TAB no.	Horse (Barrier)	2600 to	2400m to
13th	1	B D Joe (0)	2400m	2200m
		Position in running (margin)	-	2(1.6)
		Sectional time (s)	14.68	14.91
		Cumulative time (s)	192.12	177.44
		Speed (m/s)	13.62	13.41
		Stride length (m)	6.11	6.35
		Stride duration (s)	0.450	0.473
		Stride efficiency (%)	58.34	62.99
		Stride count	32.73	31.50

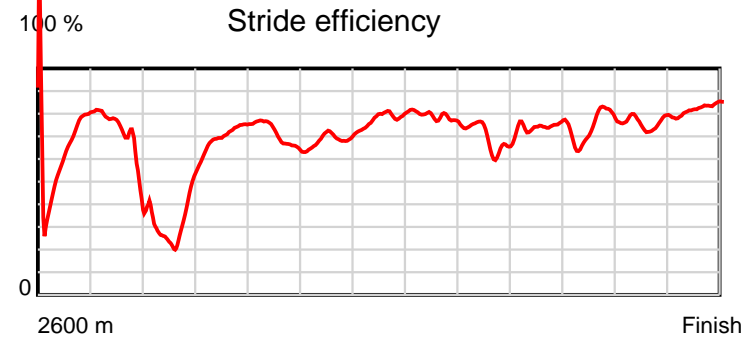
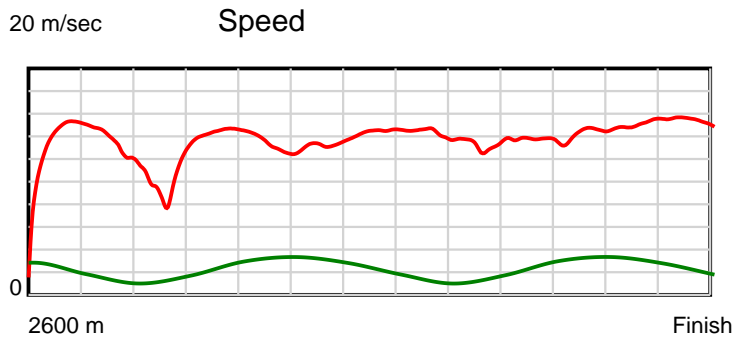
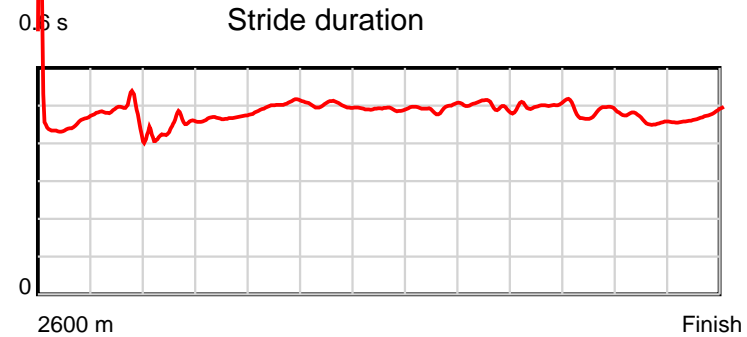
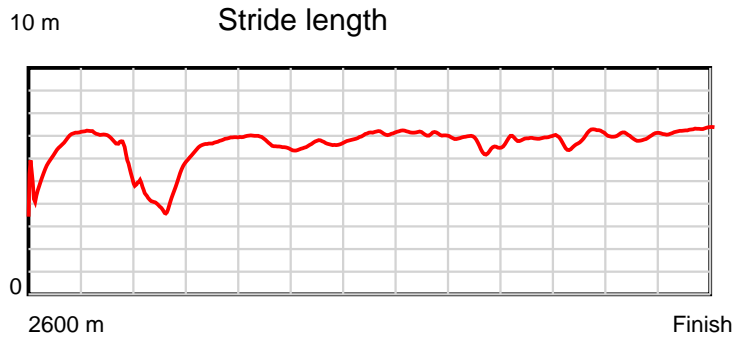
Disclaimer.

HRNZ and NZMTC and Thoroughbred Ratings Pty Ltd accepts no responsibility for the completeness or accuracy of any of the information contained herein, and makes no representations about its suitability for any particular purpose. Users should make their own judgements about those matters and/or seek independent advice. You assume all risks associated with use of the data provided on this page.

Race Results

September 29, 2023, Race 8, , Distance 2600m, Addington - Survey 3200m

Result	TAB no.	Horse (Barrier)	2200m to	2000m to	1800m to	1600m to	1400m to	1200m to	1000m to	800m to	600m to	400m to	200m to	Total or	Margin
13th	1	B D Joe (0)	2000m	1800m	1600m	1400m	1200m	1000m	800m	600m	400m	200m	WP	Average	
		Position in running (margin)	5(3.5)	15(29.1)	15(25.0)	15(19.8)	15(18.0)	14(13.1)	14(12.3)	15(14.3)	15(13.7)	15(13.8)	14(13.2)		12.60
		Sectional time (s)	19.85	13.90	15.09	14.88	13.89	14.26	15.47	14.65	14.23	13.27	13.04		
		Cumulative time (s)	162.53	142.68	128.78	113.69	98.81	84.92	70.66	55.19	40.54	26.31	13.04	3:12.12	
		Speed (m/s)	10.08	14.39	13.25	13.44	14.40	14.03	12.93	13.65	14.05	15.07	15.34	13.53	
		Stride length (m)	4.42	6.74	6.67	6.74	7.07	6.93	6.45	6.87	6.77	6.95	7.29	6.47	
		Stride duration (s)	0.439	0.468	0.503	0.501	0.491	0.494	0.499	0.503	0.481	0.461	0.475	0.478	
		Stride efficiency (%)	30.59	70.98	69.49	71.00	78.15	75.07	64.98	73.71	71.55	75.54	83.00	65.44	
		Stride count	45.20	29.67	29.99	29.67	28.28	28.86	31.01	29.12	29.56	28.76	27.44	401.79	



Note: Horizontal distance axis grid lines are 200m furlongs.

Disclaimer.

HRNZ and NZMTC and Thoroughbred Ratings Pty Ltd accepts no responsibility for the completeness or accuracy of any of the information contained herein, and makes no representations about its suitability for any particular purpose. Users should make their own judgements about those matters and/or seek independent advice. You assume all risks associated with use of the data provided on this page.



Race Results



September 29, 2023, Race 8, , Distance 2600m, Addington - Survey 3200m

Result	TAB no.	Horse (Barrier)	2600 to	2400m to
14th	15	Allamericanlov... (13)	2400m	2200m
		Position in running (margin)	-	14(12.0)
		Sectional time (s)	16.19	14.56
		Cumulative time (s)	192.16	175.97
		Speed (m/s)	12.35	13.74
		Stride length (m)	5.77	6.07
		Stride duration (s)	0.438	0.442
		Stride efficiency (%)	52.09	57.48
		Stride count	34.64	32.98

Disclaimer.

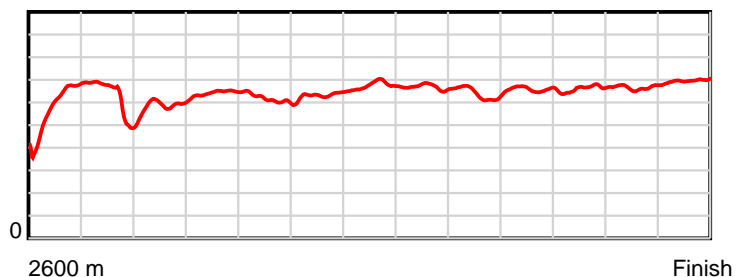
HRNZ and NZMTC and Thoroughbred Ratings Pty Ltd accepts no responsibility for the completeness or accuracy of any of the information contained herein, and makes no representations about its suitability for any particular purpose. Users should make their own judgements about those matters and/or seek independent advice. You assume all risks associated with use of the data provided on this page.

Race Results

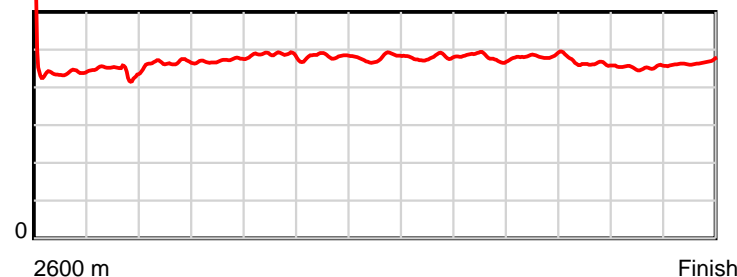
September 29, 2023, Race 8, , Distance 2600m, Addington - Survey 3200m

Result	TAB no.	Horse (Barrier)	2200m to	2000m to	1800m to	1600m to	1400m to	1200m to	1000m to	800m to	600m to	400m to	200m to	Total or	Margin
14th	15	Allamericanlov... (13)	2000m	1800m	1600m	1400m	1200m	1000m	800m	600m	400m	200m	WP	Average	
		Position in running (margin)	13(11.7)	12(14.6)	12(14.9)	12(14.6)	12(13.8)	13(10.9)	13(10.8)	12(11.4)	12(11.3)	12(10.4)	12(11.6)		12.80
		Sectional time (s)	16.06	14.64	15.91	15.05	14.20	14.38	15.24	14.75	14.07	13.55	13.56		
		Cumulative time (s)	161.41	145.35	130.71	114.80	99.75	85.55	71.17	55.93	41.18	27.11	13.56	3:12.16	
		Speed (m/s)	12.45	13.66	12.57	13.29	14.08	13.91	13.12	13.56	14.21	14.76	14.75	13.53	
		Stride length (m)	5.80	6.44	6.12	6.41	6.74	6.67	6.30	6.55	6.59	6.68	6.88	6.37	
		Stride duration (s)	0.466	0.471	0.487	0.483	0.479	0.479	0.480	0.483	0.464	0.453	0.467	0.471	
		Stride efficiency (%)	52.52	64.76	58.46	64.28	71.08	69.47	61.94	67.13	67.82	69.80	74.04	63.35	
		Stride count	34.50	31.07	32.70	31.18	29.65	30.00	31.77	30.51	30.36	29.92	29.06	408.34	

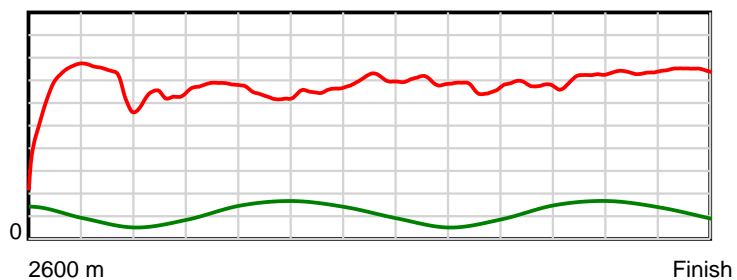
10 m Stride length



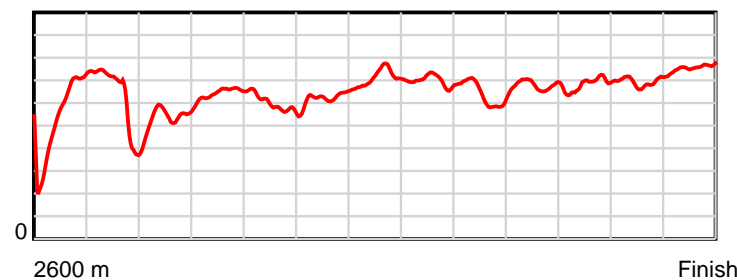
0.6 s Stride duration



20 m/sec Speed



100 % Stride efficiency



Note: Horizontal distance axis grid lines are 200m furlongs.

Disclaimer.

HRNZ and NZMTC and Thoroughbred Ratings Pty Ltd accepts no responsibility for the completeness or accuracy of any of the information contained herein, and makes no representations about its suitability for any particular purpose. Users should make their own judgements about those matters and/or seek independent advice. You assume all risks associated with use of the data provided on this page.



Race Results



September 29, 2023, Race 8, , Distance 2600m, Addington - Survey 3200m

Result	TAB no.	Horse (Barrier)	2600 to 2400m	2400m to 2200m
15th	4	Beach Ball (3)	2400m	2200m
		Position in running (margin)	-	15(26.2)
		Sectional time (s)	18.57	13.72
		Cumulative time (s)	192.58	174.01
		Speed (m/s)	10.77	14.58
		Stride length (m)	5.12	6.80
		Stride duration (s)	0.465	0.466
		Stride efficiency (%)	40.95	72.28
		Stride count	39.07	29.41

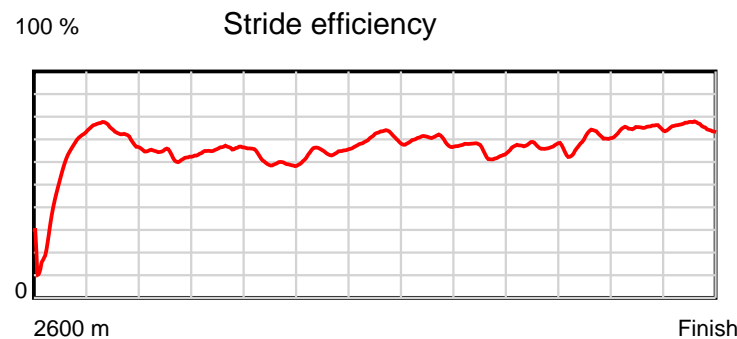
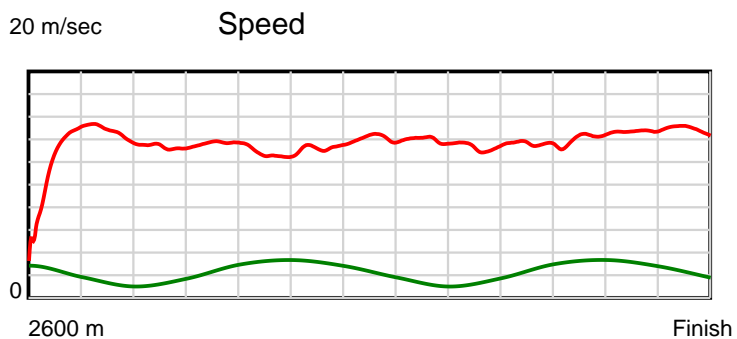
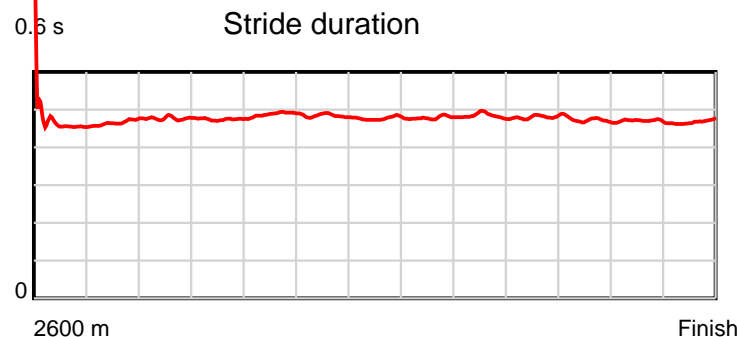
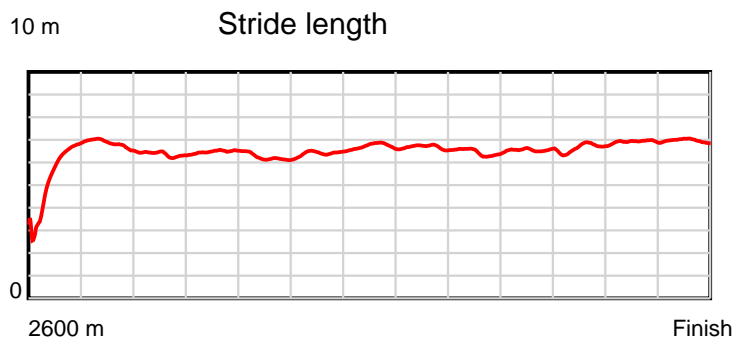
Disclaimer.

HRNZ and NZMTC and Thoroughbred Ratings Pty Ltd accepts no responsibility for the completeness or accuracy of any of the information contained herein, and makes no representations about its suitability for any particular purpose. Users should make their own judgements about those matters and/or seek independent advice. You assume all risks associated with use of the data provided on this page.

Race Results

September 29, 2023, Race 8, , Distance 2600m, Addington - Survey 3200m

Result	TAB no.	Horse (Barrier)	2200m to	2000m to	1800m to	1600m to	1400m to	1200m to	1000m to	800m to	600m to	400m to	200m to	Total or	Margin
15th	4	Beach Ball (3)	2000m	1800m	1600m	1400m	1200m	1000m	800m	600m	400m	200m	WP	Average	
		Position in running (margin)	15(20.9)	14(18.3)	14(18.5)	14(17.7)	14(16.2)	15(13.3)	15(12.9)	14(13.7)	14(13.3)	14(13.4)	15(13.5)		15.20
		Sectional time (s)	15.15	14.62	15.83	14.91	14.21	14.33	15.27	14.69	14.24	13.39	13.65		
		Cumulative time (s)	160.29	145.14	130.52	114.69	99.78	85.57	71.24	55.97	41.28	27.04	13.65	3:12.58	
		Speed (m/s)	13.20	13.68	12.63	13.41	14.07	13.96	13.10	13.61	14.04	14.94	14.65	13.50	
		Stride length (m)	6.30	6.48	6.17	6.48	6.71	6.68	6.33	6.55	6.63	7.03	6.86	6.44	
		Stride duration (s)	0.477	0.474	0.488	0.484	0.477	0.478	0.484	0.481	0.472	0.471	0.468	0.477	
		Stride efficiency (%)	61.94	65.63	59.50	65.69	70.43	69.69	62.70	67.02	68.62	77.31	73.49	64.72	
		Stride count	31.77	30.86	32.41	30.85	29.79	29.95	31.57	30.54	30.18	28.43	29.16	403.99	



Note: Horizontal distance axis grid lines are 200m furlongs.

Disclaimer.

HRNZ and NZMTC and Thoroughbred Ratings Pty Ltd accepts no responsibility for the completeness or accuracy of any of the information contained herein, and makes no representations about its suitability for any particular purpose. Users should make their own judgements about those matters and/or seek independent advice. You assume all risks associated with use of the data provided on this page.



Race Results



September 29, 2023, Race 8, , Distance 2600m, Addington - Survey 3200m

Result	TAB no.	Horse (Barrier)	2600 to	2400m to
16th	8	Corravally Sta... (7)	2400m	2200m
		Position in running (margin)	-	10(8.5)
		Sectional time (s)	15.75	15.38
		Cumulative time (s)	192.59	176.84
		Speed (m/s)	12.70	13.00
		Stride length (m)	0.00	0.00
		Stride duration (s)	0.000	0.000
		Stride efficiency (%)	0.00	0.00
		Stride count	0.00	0.00


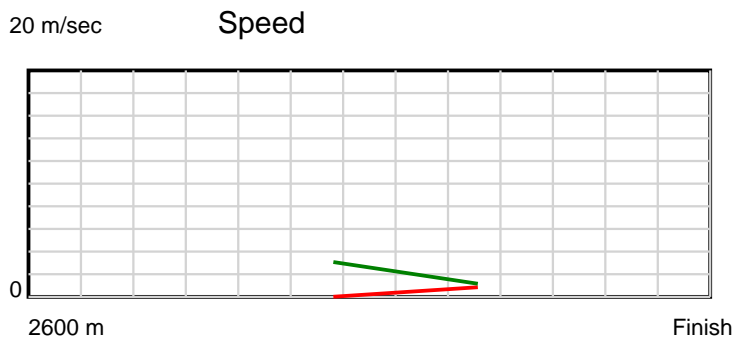
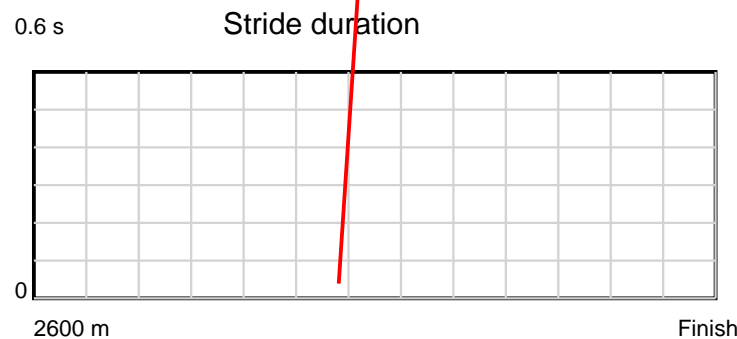
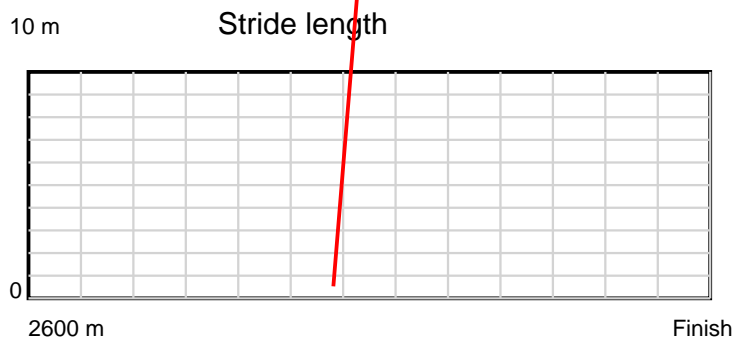
Disclaimer.

HRNZ and NZMTC and Thoroughbred Ratings Pty Ltd accepts no responsibility for the completeness or accuracy of any of the information contained herein, and makes no representations about its suitability for any particular purpose. Users should make their own judgements about those matters and/or seek independent advice. You assume all risks associated with use of the data provided on this page.

Race Results

September 29, 2023, Race 8, , Distance 2600m, Addington - Survey 3200m

Result	TAB no.	Horse (Barrier)	2200m to	2000m to	1800m to	1600m to	1400m to	1200m to	1000m to	800m to	600m to	400m to	200m to	Total or	Margin
16th	8	Corravally Sta... (7)	2000m	1800m	1600m	1400m	1200m	1000m	800m	600m	400m	200m	WP	Average	
		Position in running (margin)	14(13.2)	13(14.7)	13(15.5)	13(16.7)	13(15.9)	12(10.2)	12(10.6)	13(12.6)	13(12.1)	13(12.6)	13(13.1)		15.20
		Sectional time (s)	15.83	14.74	16.14	15.05	13.74	14.46	15.48	14.66	14.31	13.46	13.59		
		Cumulative time (s)	161.46	145.63	130.89	114.75	99.70	85.96	71.50	56.02	41.36	27.05	13.59	3:12.59	
		Speed (m/s)	12.63	13.57	12.39	13.29	14.56	13.83	12.92	13.64	13.98	14.86	14.72	13.50	
		Stride length (m)	0.00	0.00	0.00	4468.43	1351.10	1283.26	670.42	531.99	545.00	579.47	573.93	1238.10	
		Stride duration (s)	0.000	0.000	0.000	336.250	92.804	92.804	51.890	38.991	38.991	38.991	38.991	91.709	
		Stride efficiency (%)	0.00	0.00	0.00	31201378.00	2852588.25	2573313.50	702348.19	442245.97	464145.72	524721.62	514729.00	2395364.50	
		Stride count	0.00	0.00	0.00	0.04	0.15	0.16	0.30	0.38	0.37	0.35	0.35	2.10	



Note: Horizontal distance axis grid lines are 200m furlongs.

Disclaimer.

HRNZ and NZMTC and Thoroughbred Ratings Pty Ltd accepts no responsibility for the completeness or accuracy of any of the information contained herein, and makes no representations about its suitability for any particular purpose. Users should make their own judgements about those matters and/or seek independent advice. You assume all risks associated with use of the data provided on this page.



Race Results



September 29, 2023, Race 9, THE BRICKWORKS HANDICAP TROT, Distance 2600m, Addington - Survey 3200m

Result	TAB no.	Horse (Barrier)	2600 to	2400m to
1st	8	Nazareth (0)	2400m	2200m
		Position in running (margin)	-	7(9.0)
		Sectional time (s)	17.76	15.54
		Cumulative time (s)	198.18	180.42
		Speed (m/s)	11.26	12.87
		Stride length (m)	5.82	6.05
		Stride duration (s)	0.473	0.470
		Stride efficiency (%)	52.99	57.18
		Stride count	34.35	33.06

Disclaimer.

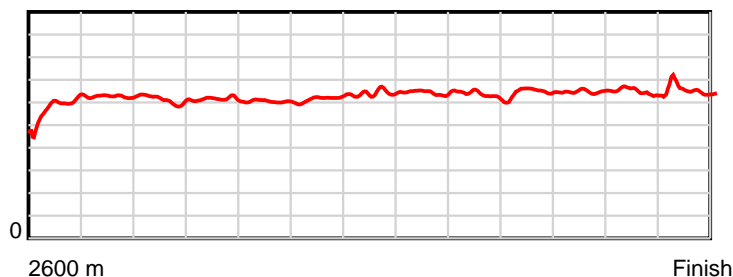
HRNZ and NZMTC and Thoroughbred Ratings Pty Ltd accepts no responsibility for the completeness or accuracy of any of the information contained herein, and makes no representations about its suitability for any particular purpose. Users should make their own judgements about those matters and/or seek independent advice. You assume all risks associated with use of the data provided on this page.

Race Results

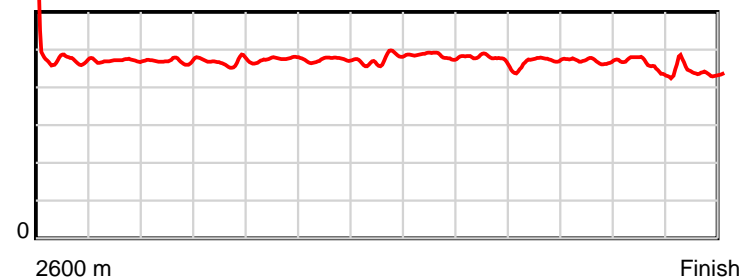
September 29, 2023, Race 9, THE BRICKWORKS HANDICAP TROT, Distance 2600m, Addington - Survey 3200m

Result	TAB no.	Horse (Barrier)	2200m to	2000m to	1800m to	1600m to	1400m to	1200m to	1000m to	800m to	600m to	400m to	200m to	Total or	Margin
1st	8	Nazareth (0)	2000m	1800m	1600m	1400m	1200m	1000m	800m	600m	400m	200m	WP	Average	
		Position in running (margin)	7(11.1)	7(11.4)	7(12.5)	6(11.8)	7(8.9)	6(4.6)	7(5.2)	6(5.3)	6(4.3)	5(3.7)	4(2.5)		0.00
		Sectional time (s)	15.75	15.30	15.99	15.21	14.84	15.45	15.40	14.55	14.71	14.03	13.65		
		Cumulative time (s)	164.88	149.13	133.83	117.84	102.63	87.79	72.34	56.94	42.39	27.68	13.65	3:18.18	
		Speed (m/s)	12.70	13.07	12.51	13.15	13.48	12.94	12.99	13.75	13.60	14.26	14.65	13.12	
		Stride length (m)	5.98	6.11	5.94	6.22	6.41	6.26	6.13	6.48	6.38	6.47	6.48	6.20	
		Stride duration (s)	0.471	0.467	0.475	0.473	0.475	0.484	0.472	0.471	0.470	0.454	0.442	0.473	
		Stride efficiency (%)	55.84	58.32	55.16	60.48	64.16	61.21	58.63	65.53	63.68	65.42	65.57	60.10	
		Stride count	33.46	32.74	33.66	32.15	31.21	31.96	32.65	30.89	31.33	30.91	30.87	419.24	

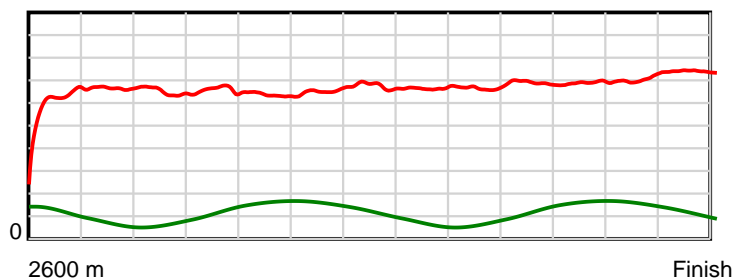
10 m Stride length



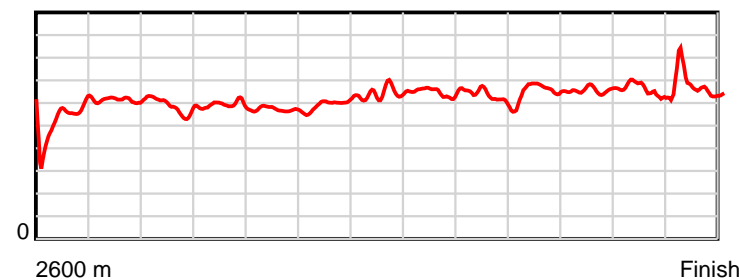
0.6 s Stride duration



20 m/sec Speed



100 % Stride efficiency



Note: Horizontal distance axis grid lines are 200m furlongs.

Disclaimer.

HRNZ and NZMTC and Thoroughbred Ratings Pty Ltd accepts no responsibility for the completeness or accuracy of any of the information contained herein, and makes no representations about its suitability for any particular purpose. Users should make their own judgements about those matters and/or seek independent advice. You assume all risks associated with use of the data provided on this page.



Race Results



September 29, 2023, Race 9, THE BRICKWORKS HANDICAP TROT, Distance 2600m, Addington - Survey 3200m

Result	TAB no.	Horse (Barrier)	2600 to	2400m to
2nd	9	Harold Smith (5)	2400m	2200m
		Position in running (margin)	-	8(13.6)
		Sectional time (s)	18.49	15.18
		Cumulative time (s)	198.21	179.72
		Speed (m/s)	10.81	13.18
		Stride length (m)	6.01	6.37
		Stride duration (s)	0.474	0.483
		Stride efficiency (%)	56.48	63.43
		Stride count	33.27	31.39

Disclaimer.

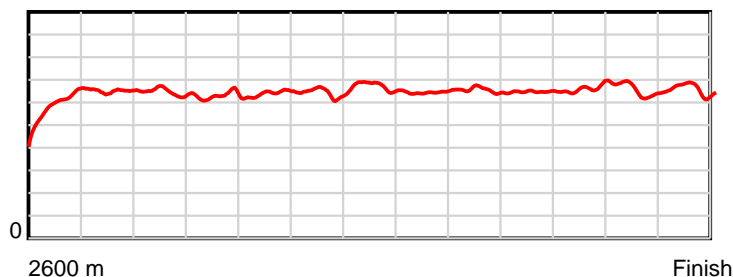
HRNZ and NZMTC and Thoroughbred Ratings Pty Ltd accepts no responsibility for the completeness or accuracy of any of the information contained herein, and makes no representations about its suitability for any particular purpose. Users should make their own judgements about those matters and/or seek independent advice. You assume all risks associated with use of the data provided on this page.

Race Results

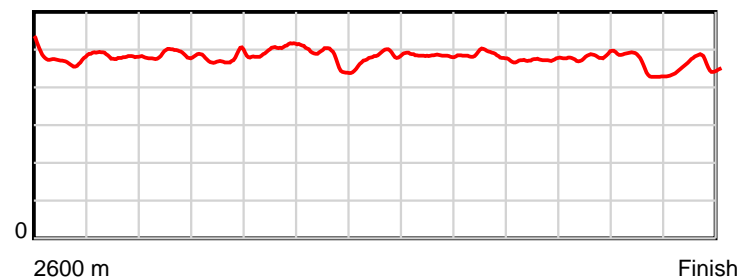
September 29, 2023, Race 9, THE BRICKWORKS HANDICAP TROT, Distance 2600m, Addington - Survey 3200m

Result	TAB no.	Horse (Barrier)	2200m to	2000m to	1800m to	1600m to	1400m to	1200m to	1000m to	800m to	600m to	400m to	200m to	Total or	Margin
2nd	9	Harold Smith (5)	2000m	1800m	1600m	1400m	1200m	1000m	800m	600m	400m	200m	WP	Average	
		Position in running (margin)	8(13.6)	8(13.6)	8(14.5)	8(13.7)	6(8.8)	4(2.8)	4(3.0)	4(2.9)	3(1.9)	3(1.6)	2(0.1)		0.03
		Sectional time (s)	15.70	15.28	15.97	14.88	14.55	15.39	15.37	14.56	14.75	14.00	14.09		
		Cumulative time (s)	164.54	148.84	133.56	117.59	102.71	88.16	72.77	57.40	42.84	28.09	14.09	3:18.21	
		Speed (m/s)	12.74	13.09	12.52	13.44	13.75	13.00	13.01	13.74	13.56	14.29	14.19	13.12	
		Stride length (m)	6.20	6.24	6.28	6.38	6.66	6.28	6.29	6.50	6.53	6.45	6.53	6.36	
		Stride duration (s)	0.487	0.477	0.502	0.474	0.485	0.484	0.484	0.473	0.482	0.452	0.460	0.485	
		Stride efficiency (%)	60.05	60.79	61.68	63.55	69.40	61.73	61.87	66.01	66.71	65.07	66.70	63.22	
		Stride count	32.26	32.07	31.83	31.36	30.01	31.82	31.79	30.77	30.61	30.99	30.61	408.78	

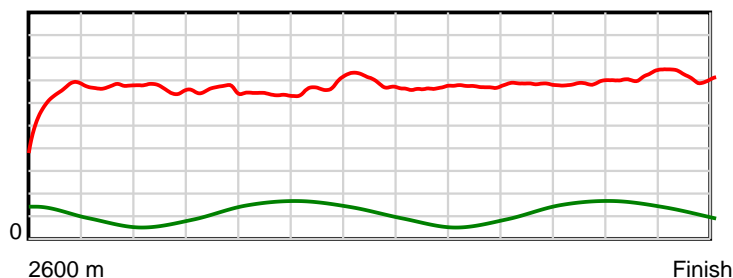
10 m Stride length



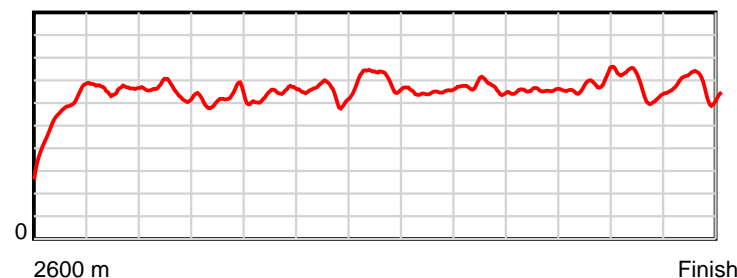
0.6 s Stride duration



20 m/sec Speed



100 % Stride efficiency



Note: Horizontal distance axis grid lines are 200m furlongs.

Disclaimer.

HRNZ and NZMTC and Thoroughbred Ratings Pty Ltd accepts no responsibility for the completeness or accuracy of any of the information contained herein, and makes no representations about its suitability for any particular purpose. Users should make their own judgements about those matters and/or seek independent advice. You assume all risks associated with use of the data provided on this page.



Race Results



September 29, 2023, Race 9, THE BRICKWORKS HANDICAP TROT, Distance 2600m, Addington - Survey 3200m

Result	TAB no.	Horse (Barrier)	2600 to	2400m to
3rd	6	Galway Girl (9)	2400m	2200m
		Position in running (margin)	-	5(5.7)
		Sectional time (s)	17.10	15.11
		Cumulative time (s)	198.50	181.40
		Speed (m/s)	11.69	13.24
		Stride length (m)	5.73	5.98
		Stride duration (s)	0.450	0.452
		Stride efficiency (%)	51.37	55.82
		Stride count	34.88	33.46

Disclaimer.

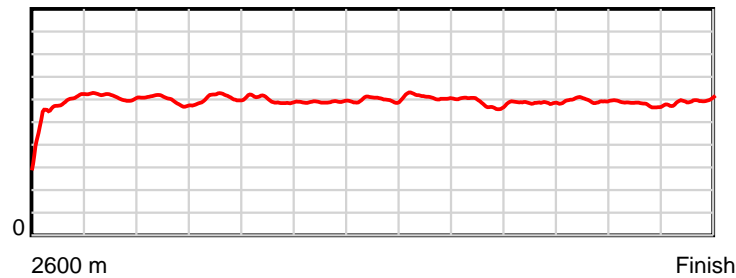
HRNZ and NZMTC and Thoroughbred Ratings Pty Ltd accepts no responsibility for the completeness or accuracy of any of the information contained herein, and makes no representations about its suitability for any particular purpose. Users should make their own judgements about those matters and/or seek independent advice. You assume all risks associated with use of the data provided on this page.

Race Results

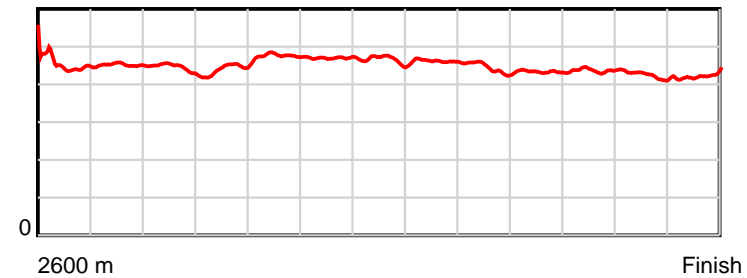
September 29, 2023, Race 9, THE BRICKWORKS HANDICAP TROT, Distance 2600m, Addington - Survey 3200m

Result	TAB no.	Horse (Barrier)	2200m to	2000m to	1800m to	1600m to	1400m to	1200m to	1000m to	800m to	600m to	400m to	200m to	Total or	Margin
3rd	6	Galway Girl (9)	2000m	1800m	1600m	1400m	1200m	1000m	800m	600m	400m	200m	WP	Average	
		Position in running (margin)	4(5.3)	3(3.2)	1(0.0)	1(0.0)	1(0.0)	1(0.0)	1(0.0)	1(0.0)	1(0.0)	1(0.0)	3(0.9)		1.80
		Sectional time (s)	15.33	14.60	16.10	15.69	15.56	15.35	15.39	14.72	14.81	14.39	14.35		
		Cumulative time (s)	166.29	150.96	136.36	120.26	104.57	89.01	73.66	58.27	43.55	28.74	14.35	3:18.50	
		Speed (m/s)	13.05	13.70	12.42	12.75	12.85	13.03	13.00	13.59	13.50	13.90	13.94	13.10	
		Stride length (m)	5.79	6.04	5.92	5.99	5.97	6.02	5.75	5.88	5.90	5.90	5.90	5.90	
		Stride duration (s)	0.444	0.441	0.476	0.470	0.464	0.462	0.442	0.433	0.437	0.424	0.424	0.451	
		Stride efficiency (%)	52.39	57.07	54.72	56.11	55.71	56.59	51.65	54.09	54.49	54.32	54.48	54.48	
		Stride count	34.54	33.09	33.80	33.38	33.50	33.24	34.79	33.99	33.87	33.92	33.87	440.33	

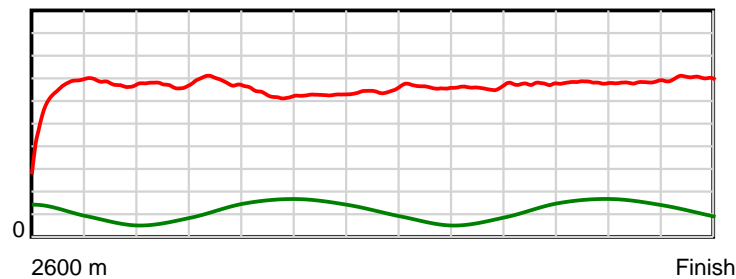
10 m Stride length



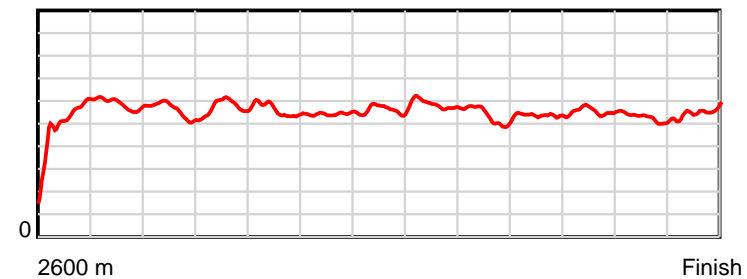
0.6 s Stride duration



20 m/sec Speed



100 % Stride efficiency



Note: Horizontal distance axis grid lines are 200m furlongs.

Disclaimer.

HRNZ and NZMTC and Thoroughbred Ratings Pty Ltd accepts no responsibility for the completeness or accuracy of any of the information contained herein, and makes no representations about its suitability for any particular purpose. Users should make their own judgements about those matters and/or seek independent advice. You assume all risks associated with use of the data provided on this page.



Race Results



September 29, 2023, Race 9, THE BRICKWORKS HANDICAP TROT, Distance 2600m, Addington - Survey 3200m

Result	TAB no.	Horse (Barrier)	2600 to	2400m to
4th	11	Unico Vacanza (1)	2400m	2200m
		Position in running (margin)	-	10(15.1)
		Sectional time (s)	18.84	15.80
		Cumulative time (s)	198.58	179.74
		Speed (m/s)	10.61	12.66
		Stride length (m)	5.90	5.81
		Stride duration (s)	0.458	0.459
		Stride efficiency (%)	54.31	52.83
		Stride count	33.93	34.40

Disclaimer.

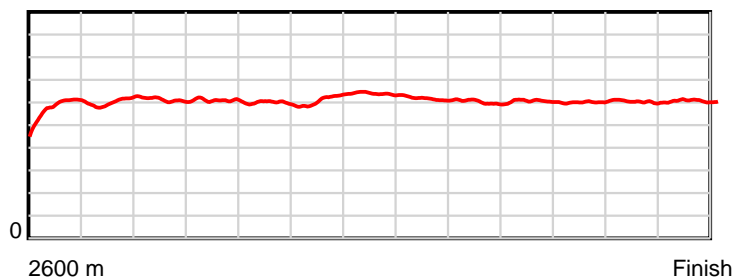
HRNZ and NZMTC and Thoroughbred Ratings Pty Ltd accepts no responsibility for the completeness or accuracy of any of the information contained herein, and makes no representations about its suitability for any particular purpose. Users should make their own judgements about those matters and/or seek independent advice. You assume all risks associated with use of the data provided on this page.

Race Results

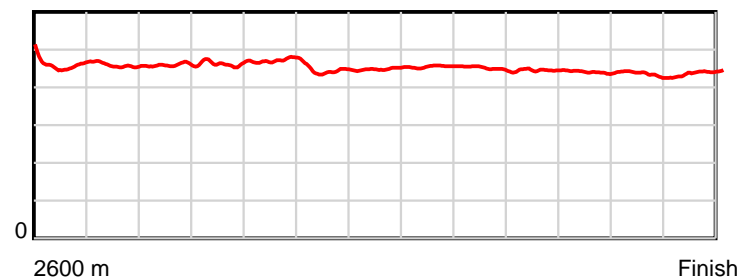
September 29, 2023, Race 9, THE BRICKWORKS HANDICAP TROT, Distance 2600m, Addington - Survey 3200m

Result	TAB no.	Horse (Barrier)	2200m to	2000m to	1800m to	1600m to	1400m to	1200m to	1000m to	800m to	600m to	400m to	200m to	Total or	Margin
4th	11	Unico Vacanza (1)	2000m	1800m	1600m	1400m	1200m	1000m	800m	600m	400m	200m	WP	Average	
		Position in running (margin)	10(18.8)	10(18.2)	10(18.8)	10(18.3)	9(11.1)	3(1.8)	2(0.7)	2(0.7)	2(0.4)	2(0.4)	1(0.0)		2.30
		Sectional time (s)	15.59	15.23	16.02	14.48	14.01	15.17	15.39	14.66	14.81	14.18	14.40		
		Cumulative time (s)	163.94	148.35	133.12	117.10	102.62	88.61	73.44	58.05	43.39	28.58	14.40	3:18.58	
		Speed (m/s)	12.83	13.13	12.48	13.81	14.28	13.18	13.00	13.64	13.50	14.10	13.89	13.09	
		Stride length (m)	5.89	6.09	5.89	6.13	6.41	6.00	5.83	6.08	5.94	6.12	6.10	6.01	
		Stride duration (s)	0.459	0.464	0.471	0.444	0.449	0.455	0.449	0.446	0.440	0.434	0.439	0.459	
		Stride efficiency (%)	54.18	58.02	54.14	58.66	64.27	56.27	53.18	57.82	55.21	58.46	58.18	56.46	
		Stride count	33.97	32.82	33.98	32.64	31.19	33.33	34.28	32.88	33.65	32.70	32.78	432.55	

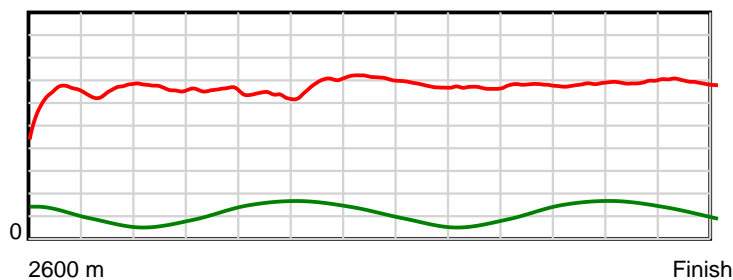
10 m Stride length



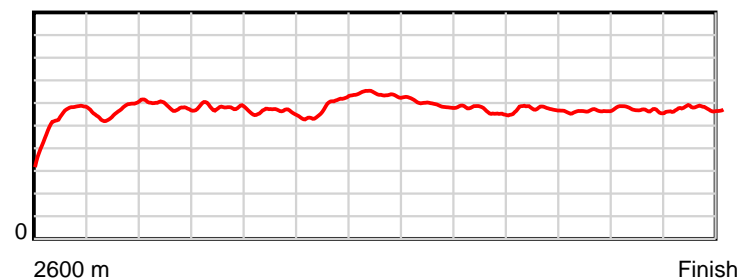
0.6 s Stride duration



20 m/sec Speed



100 % Stride efficiency



Note: Horizontal distance axis grid lines are 200m furlongs.

Disclaimer.

HRNZ and NZMTC and Thoroughbred Ratings Pty Ltd accepts no responsibility for the completeness or accuracy of any of the information contained herein, and makes no representations about its suitability for any particular purpose. Users should make their own judgements about those matters and/or seek independent advice. You assume all risks associated with use of the data provided on this page.



Race Results



September 29, 2023, Race 9, THE BRICKWORKS HANDICAP TROT, Distance 2600m, Addington - Survey 3200m

Result	TAB no.	Horse (Barrier)	2600 to	2400m to
5th	1	Idle Stuardia (4)	2400m	2200m
		Position in running (margin)	-	1(0.0)
		Sectional time (s)	16.40	15.31
		Cumulative time (s)	199.00	182.60
		Speed (m/s)	12.19	13.06
		Stride length (m)	5.77	6.21
		Stride duration (s)	0.469	0.476
		Stride efficiency (%)	52.03	60.30
		Stride count	34.66	32.20

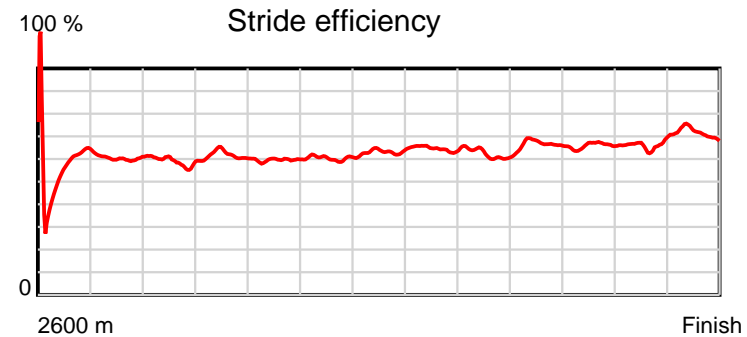
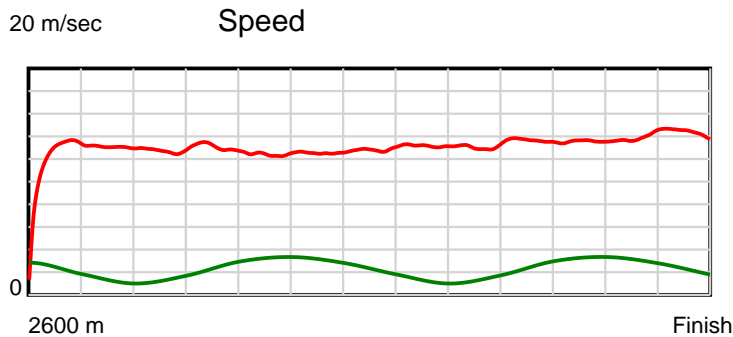
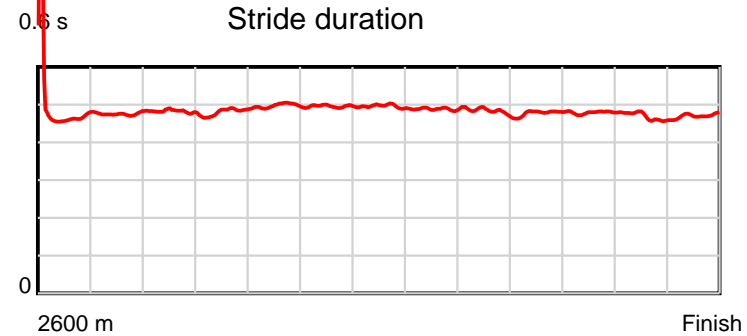
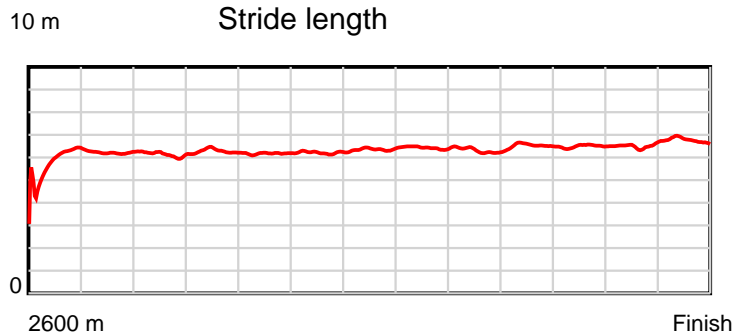
Disclaimer.

HRNZ and NZMTC and Thoroughbred Ratings Pty Ltd accepts no responsibility for the completeness or accuracy of any of the information contained herein, and makes no representations about its suitability for any particular purpose. Users should make their own judgements about those matters and/or seek independent advice. You assume all risks associated with use of the data provided on this page.

Race Results

September 29, 2023, Race 9, THE BRICKWORKS HANDICAP TROT, Distance 2600m, Addington - Survey 3200m

Result	TAB no.	Horse (Barrier)	2200m to	2000m to	1800m to	1600m to	1400m to	1200m to	1000m to	800m to	600m to	400m to	200m to	Total or	Margin
5th	1	Idle Stuartia (4)	2000m	1800m	1600m	1400m	1200m	1000m	800m	600m	400m	200m	WP	Average	
		Position in running (margin)	2(0.8)	2(2.1)	3(3.3)	3(3.9)	3(4.0)	5(3.8)	5(3.2)	5(4.4)	5(4.1)	6(4.3)	5(4.6)		4.60
		Sectional time (s)	15.90	15.32	16.22	15.69	15.54	15.24	15.59	14.67	14.85	14.29	13.98		
		Cumulative time (s)	167.29	151.39	136.07	119.85	104.16	88.62	73.38	57.79	43.12	28.27	13.98	3:19.00	
		Speed (m/s)	12.58	13.05	12.33	12.75	12.87	13.12	12.83	13.63	13.47	14.00	14.31	13.07	
		Stride length (m)	6.06	6.28	6.13	6.32	6.38	6.41	6.19	6.53	6.45	6.55	6.74	6.30	
		Stride duration (s)	0.482	0.481	0.497	0.496	0.496	0.488	0.482	0.479	0.479	0.468	0.471	0.482	
		Stride efficiency (%)	57.37	61.55	58.76	62.39	63.59	64.17	59.84	66.56	65.01	66.96	71.06	62.01	
		Stride count	33.01	31.87	32.62	31.65	31.35	31.21	32.32	30.64	31.01	30.55	29.66	412.75	



Note: Horizontal distance axis grid lines are 200m furlongs.

Disclaimer.

HRNZ and NZMTC and Thoroughbred Ratings Pty Ltd accepts no responsibility for the completeness or accuracy of any of the information contained herein, and makes no representations about its suitability for any particular purpose. Users should make their own judgements about those matters and/or seek independent advice. You assume all risks associated with use of the data provided on this page.



Race Results



September 29, 2023, Race 9, THE BRICKWORKS HANDICAP TROT, Distance 2600m, Addington - Survey 3200m

Result	TAB no.	Horse (Barrier)	2600 to	2400m to
6th	10	Andy Hall (2)	2400m	2200m
		Position in running (margin)	-	11(18.7)
		Sectional time (s)	19.41	15.77
		Cumulative time (s)	199.03	179.62
		Speed (m/s)	10.30	12.68
		Stride length (m)	6.23	6.34
		Stride duration (s)	0.483	0.500
		Stride efficiency (%)	60.59	62.84
		Stride count	32.12	31.54

Disclaimer.

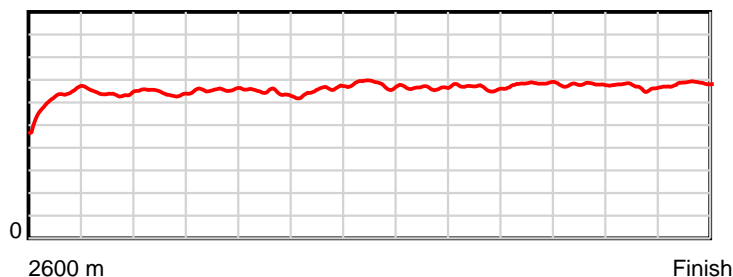
HRNZ and NZMTC and Thoroughbred Ratings Pty Ltd accepts no responsibility for the completeness or accuracy of any of the information contained herein, and makes no representations about its suitability for any particular purpose. Users should make their own judgements about those matters and/or seek independent advice. You assume all risks associated with use of the data provided on this page.

Race Results

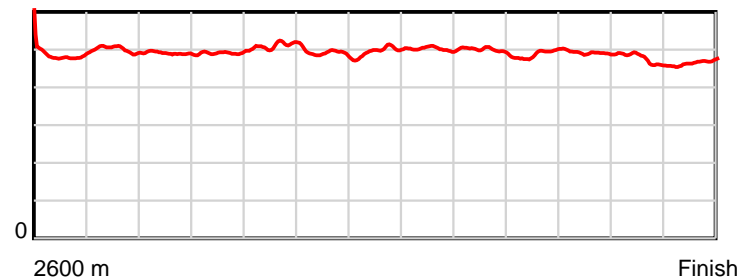
September 29, 2023, Race 9, THE BRICKWORKS HANDICAP TROT, Distance 2600m, Addington - Survey 3200m

Result	TAB no.	Horse (Barrier)	2200m to	2000m to	1800m to	1600m to	1400m to	1200m to	1000m to	800m to	600m to	400m to	200m to	Total or	Margin
6th	10	Andy Hall (2)	2000m	1800m	1600m	1400m	1200m	1000m	800m	600m	400m	200m	WP	Average	
		Position in running (margin)	11(22.3)	11(21.3)	11(20.3)	11(19.7)	11(14.0)	10(8.3)	10(8.8)	9(9.8)	9(8.2)	9(7.6)	9(7.4)		4.80
		Sectional time (s)	15.54	14.95	16.01	14.73	14.60	15.45	15.55	14.47	14.71	14.20	13.64		
		Cumulative time (s)	163.85	148.31	133.36	117.35	102.62	88.02	72.57	57.02	42.55	27.84	13.64	3:19.03	
		Speed (m/s)	12.87	13.38	12.49	13.58	13.70	12.94	12.86	13.82	13.60	14.08	14.66	13.06	
		Stride length (m)	6.31	6.57	6.39	6.65	6.81	6.49	6.41	6.77	6.67	6.66	6.85	6.54	
		Stride duration (s)	0.491	0.491	0.512	0.490	0.497	0.501	0.498	0.490	0.491	0.473	0.467	0.501	
		Stride efficiency (%)	62.27	67.37	63.85	69.07	72.37	65.86	64.25	71.60	69.51	69.22	73.27	66.90	
		Stride count	31.68	30.46	31.29	30.08	29.39	30.81	31.19	29.55	29.99	30.05	29.21	397.36	

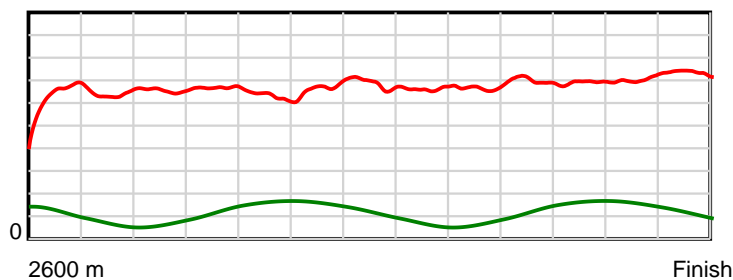
10 m Stride length



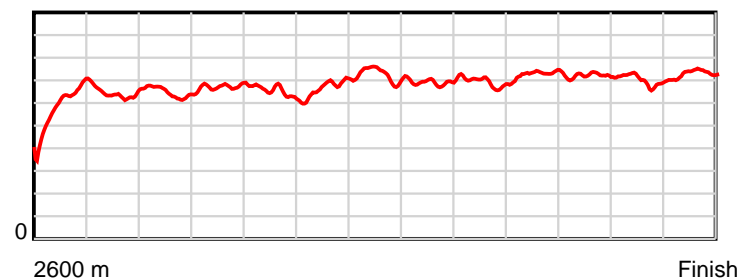
0.6 s Stride duration



20 m/sec Speed



100 % Stride efficiency



Note: Horizontal distance axis grid lines are 200m furlongs.

Disclaimer.

HRNZ and NZMTC and Thoroughbred Ratings Pty Ltd accepts no responsibility for the completeness or accuracy of any of the information contained herein, and makes no representations about its suitability for any particular purpose. Users should make their own judgements about those matters and/or seek independent advice. You assume all risks associated with use of the data provided on this page.



Race Results



September 29, 2023, Race 9, THE BRICKWORKS HANDICAP TROT, Distance 2600m, Addington - Survey 3200m

Result	TAB no.	Horse (Barrier)	2600 to	2400m to
7th	7	Spy Da Moment (3)	2400m	2200m
		Position in running (margin)	-	9(14.1)
		Sectional time (s)	18.67	15.48
		Cumulative time (s)	199.17	180.50
		Speed (m/s)	10.71	12.92
		Stride length (m)	5.17	6.31
		Stride duration (s)	0.447	0.489
		Stride efficiency (%)	41.84	62.24
		Stride count	38.65	31.69

Disclaimer.

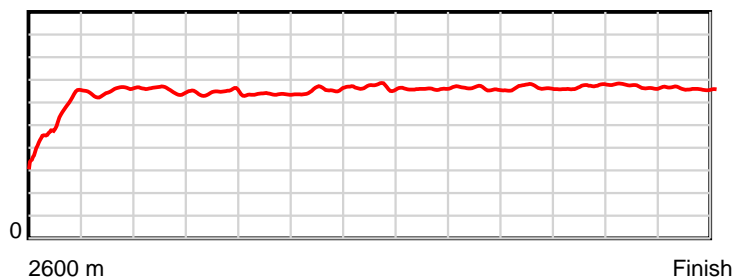
HRNZ and NZMTC and Thoroughbred Ratings Pty Ltd accepts no responsibility for the completeness or accuracy of any of the information contained herein, and makes no representations about its suitability for any particular purpose. Users should make their own judgements about those matters and/or seek independent advice. You assume all risks associated with use of the data provided on this page.

Race Results

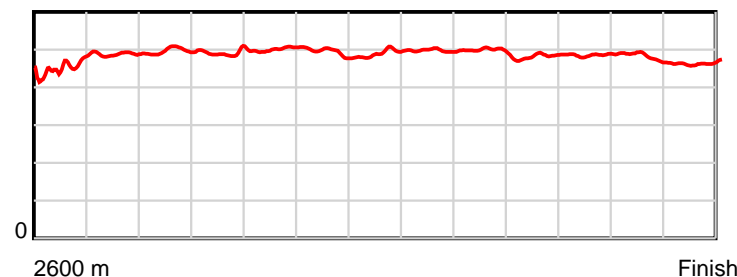
September 29, 2023, Race 9, THE BRICKWORKS HANDICAP TROT, Distance 2600m, Addington - Survey 3200m

Result	TAB no.	Horse (Barrier)	2200m to	2000m to	1800m to	1600m to	1400m to	1200m to	1000m to	800m to	600m to	400m to	200m to	Total or	Margin
7th	7	Spy Da Moment (3)	2000m	1800m	1600m	1400m	1200m	1000m	800m	600m	400m	200m	WP	Average	
		Position in running (margin)	9(16.0)	9(15.6)	9(16.3)	9(15.6)	10(11.4)	8(6.3)	8(6.8)	8(7.2)	7(6.2)	7(5.3)	7(5.3)		5.60
		Sectional time (s)	15.63	15.25	15.98	14.99	14.70	15.43	15.47	14.56	14.66	14.24	14.11		
		Cumulative time (s)	165.02	149.39	134.14	118.16	103.17	88.47	73.04	57.57	43.01	28.35	14.11	3:19.17	
		Speed (m/s)	12.80	13.11	12.52	13.34	13.61	12.96	12.93	13.74	13.64	14.04	14.17	13.05	
		Stride length (m)	6.35	6.45	6.27	6.58	6.68	6.45	6.41	6.64	6.63	6.72	6.58	6.38	
		Stride duration (s)	0.496	0.492	0.501	0.493	0.491	0.498	0.496	0.483	0.486	0.479	0.464	0.489	
		Stride efficiency (%)	63.05	65.04	61.51	67.59	69.82	65.01	64.28	68.88	68.70	70.65	67.70	63.57	
		Stride count	31.49	31.00	31.88	30.41	29.92	31.01	31.18	30.12	30.16	29.75	30.39	407.65	

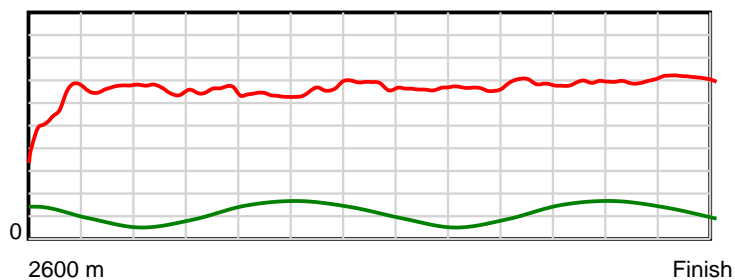
10 m Stride length



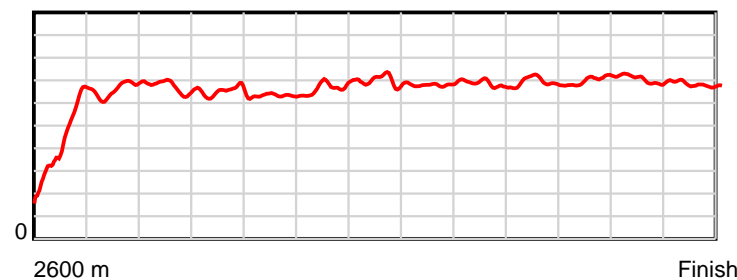
0.6 s Stride duration



20 m/sec Speed



100 % Stride efficiency



Note: Horizontal distance axis grid lines are 200m furlongs.

Disclaimer.

HRNZ and NZMTC and Thoroughbred Ratings Pty Ltd accepts no responsibility for the completeness or accuracy of any of the information contained herein, and makes no representations about its suitability for any particular purpose. Users should make their own judgements about those matters and/or seek independent advice. You assume all risks associated with use of the data provided on this page.



Race Results



September 29, 2023, Race 9, THE BRICKWORKS HANDICAP TROT, Distance 2600m, Addington - Survey 3200m

Result	TAB no.	Horse (Barrier)	2600 to	2400m to
8th	2	Cormoran Strik... (7)	2400m	2200m
		Position in running (margin)	-	2(2.8)
		Sectional time (s)	16.64	15.25
		Cumulative time (s)	199.35	182.71
		Speed (m/s)	12.02	13.11
		Stride length (m)	5.52	6.30
		Stride duration (s)	0.461	0.481
		Stride efficiency (%)	47.56	62.03
		Stride count	36.25	31.74

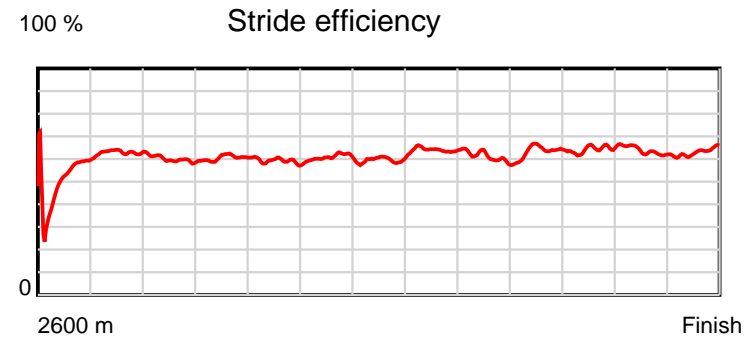
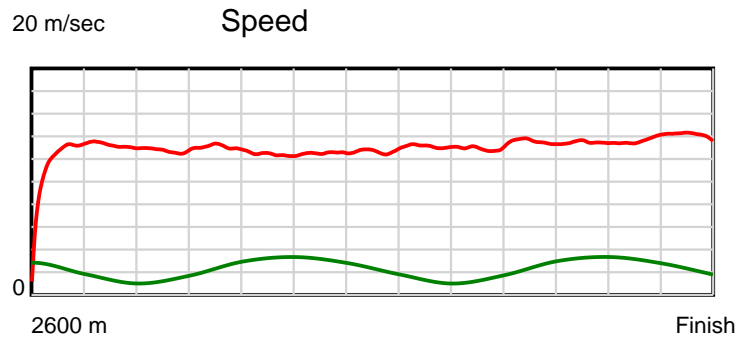
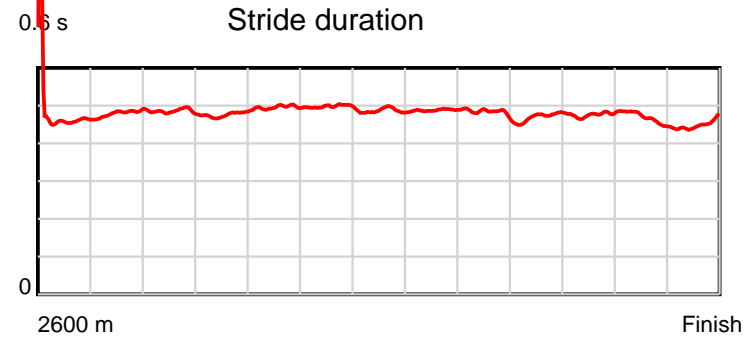
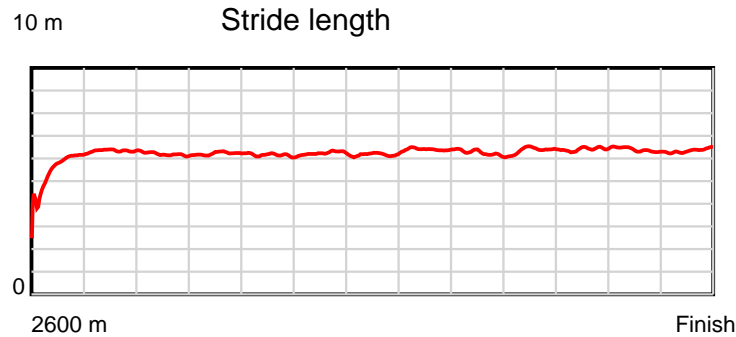
Disclaimer.

HRNZ and NZMTC and Thoroughbred Ratings Pty Ltd accepts no responsibility for the completeness or accuracy of any of the information contained herein, and makes no representations about its suitability for any particular purpose. Users should make their own judgements about those matters and/or seek independent advice. You assume all risks associated with use of the data provided on this page.

Race Results

September 29, 2023, Race 9, THE BRICKWORKS HANDICAP TROT, Distance 2600m, Addington - Survey 3200m

Result	TAB no.	Horse (Barrier)	2200m to	2000m to	1800m to	1600m to	1400m to	1200m to	1000m to	800m to	600m to	400m to	200m to	Total or	Margin
8th	2	Cormoran Strik... (7)	2000m	1800m	1600m	1400m	1200m	1000m	800m	600m	400m	200m	WP	Average	
		Position in running (margin)	3(3.2)	4(4.3)	4(5.4)	4(6.4)	4(5.8)	7(5.7)	6(5.1)	7(6.8)	8(6.4)	8(6.3)	8(6.8)		6.70
		Sectional time (s)	15.88	15.31	16.26	15.59	15.55	15.25	15.67	14.66	14.80	14.31	14.18		
		Cumulative time (s)	167.46	151.58	136.27	120.01	104.42	88.87	73.62	57.95	43.29	28.49	14.18	3:19.35	
		Speed (m/s)	12.59	13.06	12.30	12.83	12.86	13.11	12.76	13.64	13.51	13.98	14.10	13.04	
		Stride length (m)	6.11	6.22	6.10	6.38	6.25	6.40	6.15	6.42	6.44	6.51	6.38	6.23	
		Stride duration (s)	0.485	0.476	0.496	0.498	0.486	0.488	0.482	0.471	0.477	0.466	0.452	0.478	
		Stride efficiency (%)	58.29	60.41	58.14	63.66	61.12	64.01	59.05	64.49	64.83	66.26	63.53	60.73	
		Stride count	32.75	32.17	32.79	31.33	31.98	31.25	32.54	31.13	31.05	30.71	31.37	417.06	



Note: Horizontal distance axis grid lines are 200m furlongs.

Disclaimer.

HRNZ and NZMTC and Thoroughbred Ratings Pty Ltd accepts no responsibility for the completeness or accuracy of any of the information contained herein, and makes no representations about its suitability for any particular purpose. Users should make their own judgements about those matters and/or seek independent advice. You assume all risks associated with use of the data provided on this page.



Race Results



September 29, 2023, Race 9, THE BRICKWORKS HANDICAP TROT, Distance 2600m, Addington - Survey 3200m

Result	TAB no.	Horse (Barrier)	2600 to	2400m to
9th	5	Hidden Talent (8)	2400m	2200m
		Position in running (margin)	-	6(7.7)
		Sectional time (s)	17.51	15.20
		Cumulative time (s)	199.54	182.03
		Speed (m/s)	11.42	13.16
		Stride length (m)	5.88	6.31
		Stride duration (s)	0.469	0.479
		Stride efficiency (%)	53.96	62.18
		Stride count	34.03	31.71

Disclaimer.

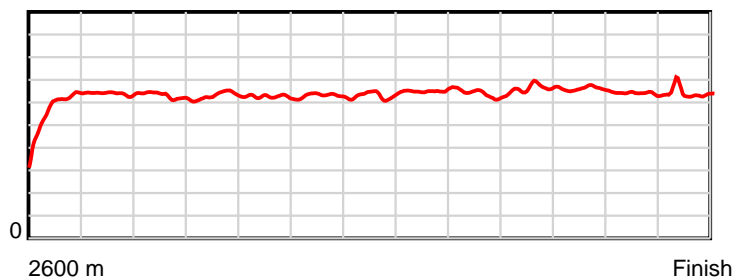
HRNZ and NZMTC and Thoroughbred Ratings Pty Ltd accepts no responsibility for the completeness or accuracy of any of the information contained herein, and makes no representations about its suitability for any particular purpose. Users should make their own judgements about those matters and/or seek independent advice. You assume all risks associated with use of the data provided on this page.

Race Results

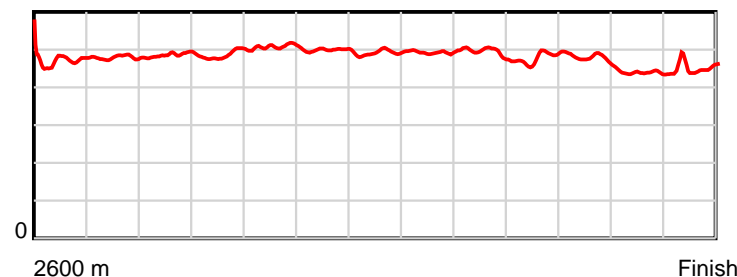
September 29, 2023, Race 9, THE BRICKWORKS HANDICAP TROT, Distance 2600m, Addington - Survey 3200m

Result	TAB no.	Horse (Barrier)	2200m to	2000m to	1800m to	1600m to	1400m to	1200m to	1000m to	800m to	600m to	400m to	200m to	Total or	Margin
9th	5	Hidden Talent (8)	2000m	1800m	1600m	1400m	1200m	1000m	800m	600m	400m	200m	WP	Average	
		Position in running (margin)	6(7.9)	6(9.3)	6(10.1)	7(11.8)	8(10.4)	11(10.1)	11(9.3)	11(11.3)	11(9.9)	11(10.0)	10(7.6)		7.80
		Sectional time (s)	15.93	15.27	16.39	15.45	15.51	15.21	15.73	14.48	14.83	13.84	14.19		
		Cumulative time (s)	166.83	150.90	135.63	119.24	103.79	88.28	73.07	57.34	42.86	28.03	14.19	3:19.54	
		Speed (m/s)	12.55	13.10	12.20	12.94	12.89	13.15	12.71	13.81	13.49	14.45	14.09	13.03	
		Stride length (m)	6.10	6.38	6.20	6.46	6.34	6.47	6.27	6.63	6.40	6.33	6.37	6.31	
		Stride duration (s)	0.486	0.487	0.508	0.499	0.491	0.492	0.493	0.480	0.475	0.438	0.452	0.485	
		Stride efficiency (%)	58.18	63.57	60.08	65.13	62.72	65.49	61.46	68.70	64.06	62.70	63.45	62.29	
		Stride count	32.78	31.36	32.25	30.98	31.57	30.89	31.89	30.16	31.24	31.57	31.39	411.82	

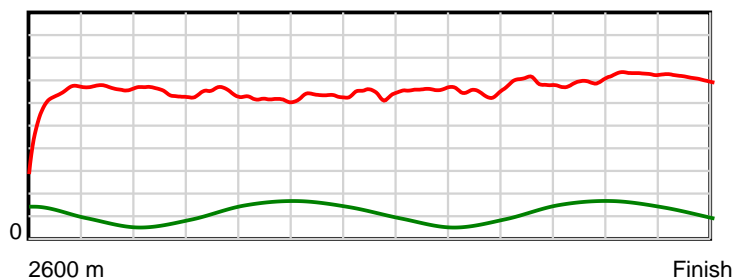
10 m Stride length



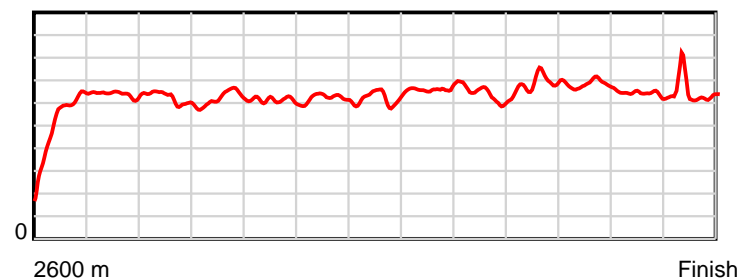
0.6 s Stride duration



20 m/sec Speed



100 % Stride efficiency



Note: Horizontal distance axis grid lines are 200m furlongs.

Disclaimer.

HRNZ and NZMTC and Thoroughbred Ratings Pty Ltd accepts no responsibility for the completeness or accuracy of any of the information contained herein, and makes no representations about its suitability for any particular purpose. Users should make their own judgements about those matters and/or seek independent advice. You assume all risks associated with use of the data provided on this page.



Race Results



September 29, 2023, Race 9, THE BRICKWORKS HANDICAP TROT, Distance 2600m, Addington - Survey 3200m

Result	TAB no.	Horse (Barrier)	2600 to	2400m to
10th	3	Brett's Mate (10)	2400m	2200m
		Position in running (margin)	-	4(4.9)
		Sectional time (s)	17.13	15.39
		Cumulative time (s)	199.75	182.62
		Speed (m/s)	11.67	13.00
		Stride length (m)	5.89	6.56
		Stride duration (s)	0.503	0.505
		Stride efficiency (%)	54.25	67.34
		Stride count	33.94	30.47

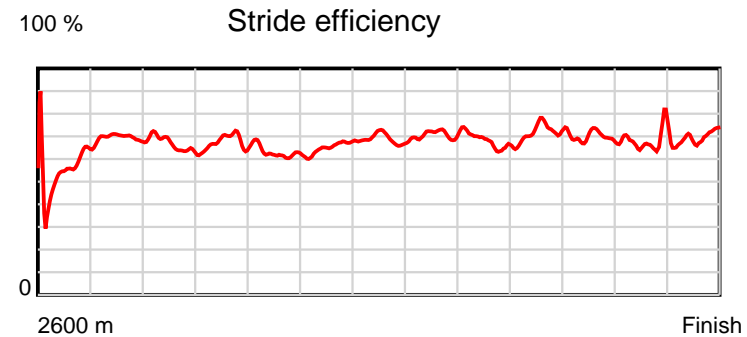
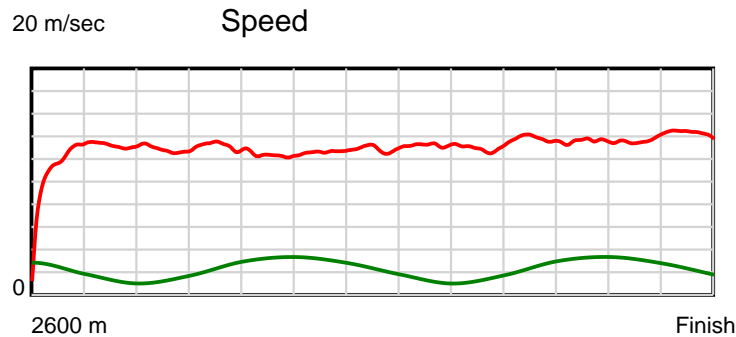
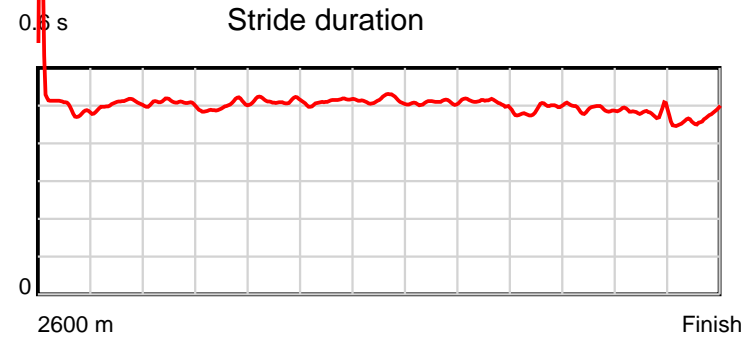
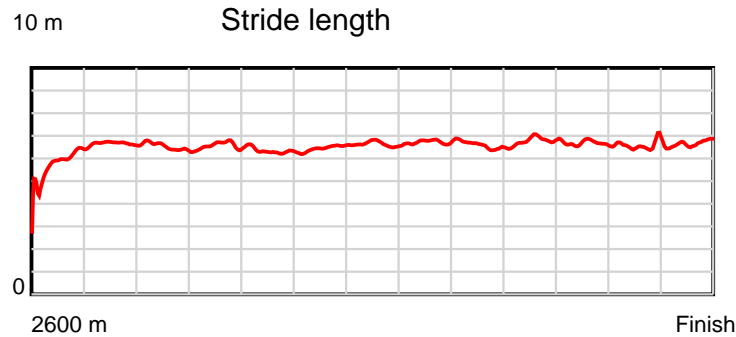
Disclaimer.

HRNZ and NZMTC and Thoroughbred Ratings Pty Ltd accepts no responsibility for the completeness or accuracy of any of the information contained herein, and makes no representations about its suitability for any particular purpose. Users should make their own judgements about those matters and/or seek independent advice. You assume all risks associated with use of the data provided on this page.

Race Results

September 29, 2023, Race 9, THE BRICKWORKS HANDICAP TROT, Distance 2600m, Addington - Survey 3200m

Result	TAB no.	Horse (Barrier)	2200m to	2000m to	1800m to	1600m to	1400m to	1200m to	1000m to	800m to	600m to	400m to	200m to	Total or	Margin
10th	3	Brett's Mate (10)	2000m	1800m	1600m	1400m	1200m	1000m	800m	600m	400m	200m	WP	Average	
		Position in running (margin)	5(6.1)	5(7.5)	5(7.9)	5(9.9)	5(8.5)	9(8.1)	9(7.3)	10(10.0)	10(8.8)	10(9.6)	11(9.3)		8.90
		Sectional time (s)	15.93	15.19	16.44	15.44	15.50	15.22	15.83	14.54	14.93	14.20	14.01		
		Cumulative time (s)	167.23	151.30	136.11	119.67	104.23	88.73	73.51	57.68	43.14	28.21	14.01	3:19.75	
		Speed (m/s)	12.55	13.17	12.17	12.95	12.90	13.14	12.63	13.76	13.40	14.08	14.28	13.02	
		Stride length (m)	6.38	6.57	6.25	6.61	6.63	6.69	6.39	6.78	6.56	6.75	6.69	6.51	
		Stride duration (s)	0.508	0.499	0.514	0.511	0.514	0.509	0.506	0.493	0.490	0.480	0.468	0.500	
		Stride efficiency (%)	63.53	67.42	60.99	68.31	68.78	69.98	63.79	71.75	67.35	71.29	69.90	66.25	
		Stride count	31.37	30.45	32.01	30.25	30.15	29.89	31.30	29.51	30.46	29.61	29.90	399.31	



Note: Horizontal distance axis grid lines are 200m furlongs.

Disclaimer.

HRNZ and NZMTC and Thoroughbred Ratings Pty Ltd accepts no responsibility for the completeness or accuracy of any of the information contained herein, and makes no representations about its suitability for any particular purpose. Users should make their own judgements about those matters and/or seek independent advice. You assume all risks associated with use of the data provided on this page.



Race Results



September 29, 2023, Race 9, THE BRICKWORKS HANDICAP TROT, Distance 2600m, Addington - Survey 3200m

Result	TAB no.	Horse (Barrier)	2600 to	2400m to
11th	4	Masterly (6)	2400m	2200m
		Position in running (margin)	-	3(3.9)
		Sectional time (s)	16.94	14.53
		Cumulative time (s)	199.96	183.02
		Speed (m/s)	11.80	13.76
		Stride length (m)	28.77	10.31
		Stride duration (s)	2.224	0.749
		Stride efficiency (%)	1293.23	166.23
		Stride count	6.95	19.39

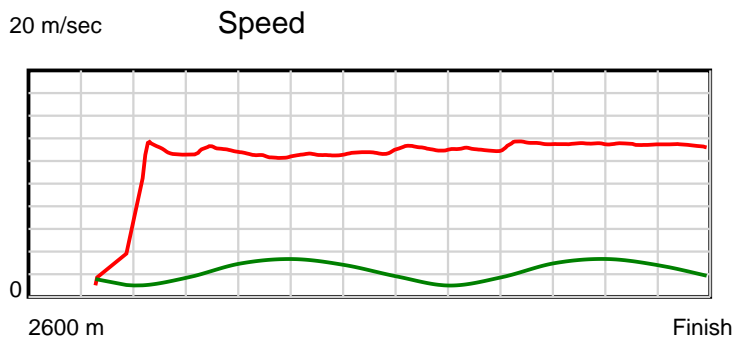
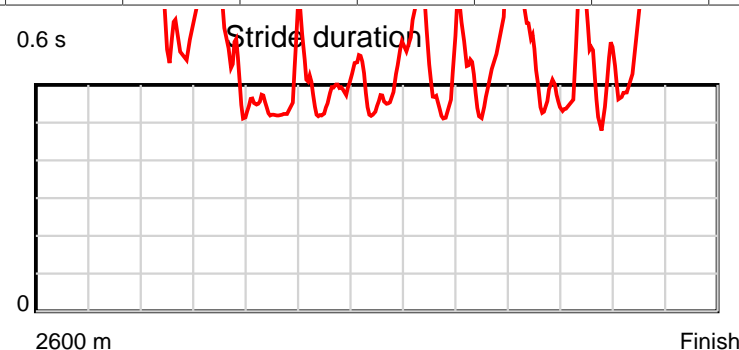
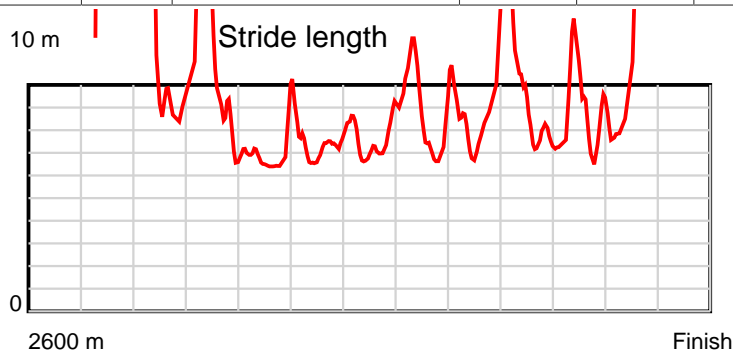
Disclaimer.

HRNZ and NZMTC and Thoroughbred Ratings Pty Ltd accepts no responsibility for the completeness or accuracy of any of the information contained herein, and makes no representations about its suitability for any particular purpose. Users should make their own judgements about those matters and/or seek independent advice. You assume all risks associated with use of the data provided on this page.

Race Results

September 29, 2023, Race 9, THE BRICKWORKS HANDICAP TROT, Distance 2600m, Addington - Survey 3200m

Result	TAB no.	Horse (Barrier)	2200m to	2000m to	1800m to	1600m to	1400m to	1200m to	1000m to	800m to	600m to	400m to	200m to	Total or	Margin
11th	4	Masterly (6)	2000m	1800m	1600m	1400m	1200m	1000m	800m	600m	400m	200m	WP	Average	
		Position in running (margin)	1(0.0)	1(0.0)	2(1.2)	2(1.2)	2(1.7)	2(1.6)	3(1.4)	3(2.3)	4(2.1)	4(2.4)	6(4.8)		10.10
		Sectional time (s)	15.69	15.32	16.11	15.76	15.55	15.31	15.54	14.69	14.85	14.65	15.02		
		Cumulative time (s)	168.49	152.80	137.48	121.37	105.61	90.06	74.75	59.21	44.52	29.67	15.02	3:19.96	
		Speed (m/s)	12.75	13.05	12.41	12.69	12.86	13.06	12.87	13.61	13.47	13.65	13.32	13.00	
		Stride length (m)	10.77	8.34	6.67	7.06	7.38	8.22	9.22	7.41	7.52	10.32	11.41	8.94	
		Stride duration (s)	0.845	0.639	0.538	0.557	0.574	0.629	0.716	0.545	0.559	0.756	0.857	0.688	
		Stride efficiency (%)	181.24	108.79	69.58	77.95	85.14	105.49	132.82	85.88	88.48	166.46	203.41	124.95	
		Stride count	18.57	23.97	29.97	28.32	27.09	24.34	21.69	26.98	26.58	19.38	17.53	290.76	



Note: Horizontal distance axis grid lines are 200m furlongs.

Disclaimer.

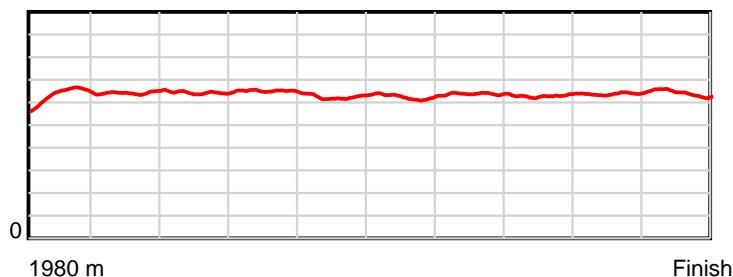
HRNZ and NZMTC and Thoroughbred Ratings Pty Ltd accepts no responsibility for the completeness or accuracy of any of the information contained herein, and makes no representations about its suitability for any particular purpose. Users should make their own judgements about those matters and/or seek independent advice. You assume all risks associated with use of the data provided on this page.

Race Results

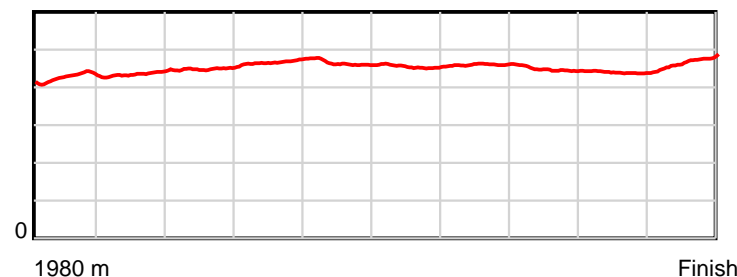
September 29, 2023, Race 10, , Distance 1980m, Addington - Survey 1980m

Result	TAB no.	Horse (Barrier)	1980 to	1800m to	1600m to	1400m to	1200m to	1000m to	800m to	600m to	400m to	200m to	Total or	Margin
1st	6	Aardiebythesea... (6)	1800m	1600m	1400m	1200m	1000m	800m	600m	400m	200m	WP	Average	
		Position in running (margin)	-	4(1.3)	1(0.0)	1(0.0)	1(0.0)	1(0.0)	1(0.0)	1(0.0)	1(0.0)	1(0.0)		0.00
		Sectional time (s)	12.11	13.93	14.04	14.44	14.87	14.77	14.47	14.37	13.83	14.73		
		Cumulative time (s)	141.56	129.45	115.52	101.48	87.04	72.17	57.40	42.93	28.56	14.73	2:21.56	
		Speed (m/s)	14.87	14.36	14.25	13.85	13.45	13.54	13.82	13.92	14.46	13.58	13.99	
		Stride length (m)	6.36	6.25	6.39	6.48	6.24	6.16	6.36	6.23	6.35	6.36	6.32	
		Stride duration (s)	0.428	0.435	0.448	0.467	0.464	0.455	0.460	0.448	0.439	0.469	0.452	
		Stride efficiency (%)	63.22	61.13	63.73	65.52	60.86	59.30	63.13	60.64	63.06	63.26	62.33	
		Stride count	28.30	31.98	31.32	30.89	32.05	32.47	31.47	32.11	31.48	31.43	313.50	

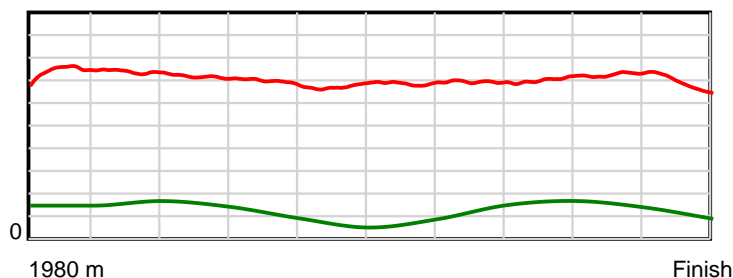
10 m Stride length



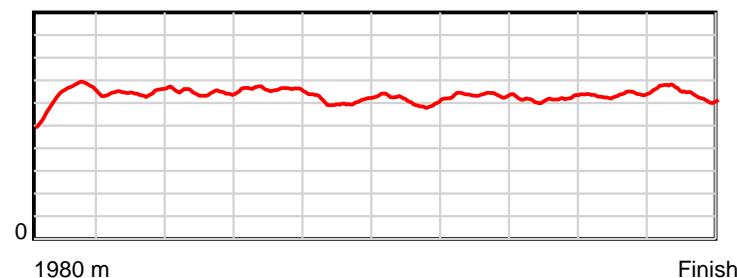
0.6 s Stride duration



20 m/sec Speed



100 % Stride efficiency



Note: Horizontal distance axis grid lines are 200m furlongs.

Disclaimer.

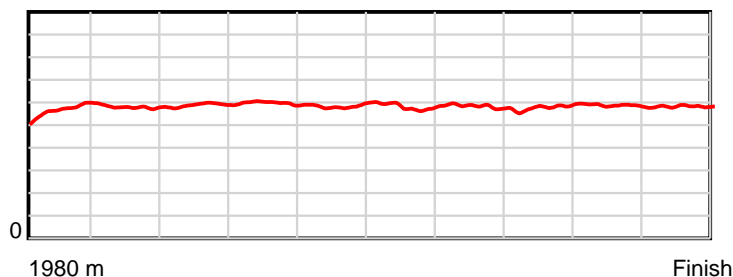
HRNZ and NZMTC and Thoroughbred Ratings Pty Ltd accepts no responsibility for the completeness or accuracy of any of the information contained herein, and makes no representations about its suitability for any particular purpose. Users should make their own judgements about those matters and/or seek independent advice. You assume all risks associated with use of the data provided on this page.

Race Results

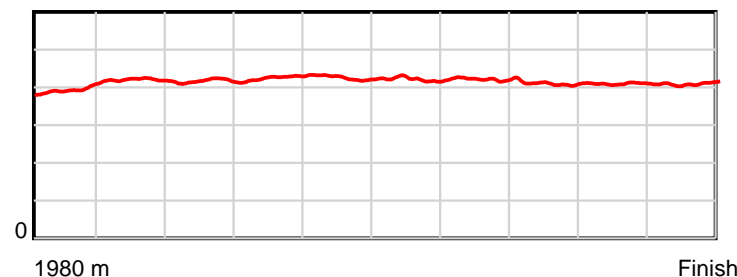
September 29, 2023, Race 10, , Distance 1980m, Addington - Survey 1980m

Result	TAB no.	Horse (Barrier)	1980 to	1800m to	1600m to	1400m to	1200m to	1000m to	800m to	600m to	400m to	200m to	Total or	Margin
2nd	1	What A Minx (1)	1800m	1600m	1400m	1200m	1000m	800m	600m	400m	200m	WP	Average	
		Position in running (margin)	-	6(3.2)	6(5.7)	6(6.4)	6(5.2)	6(4.2)	6(4.7)	6(4.7)	6(5.4)	4(7.2)		2.70
		Sectional time (s)	12.36	14.55	14.17	14.22	14.71	14.86	14.47	14.48	14.13	14.08		
		Cumulative time (s)	142.03	129.67	115.12	100.95	86.73	72.02	57.16	42.69	28.21	14.08	2:22.03	
		Speed (m/s)	14.57	13.75	14.11	14.06	13.60	13.46	13.82	13.81	14.15	14.20	13.94	
		Stride length (m)	5.73	5.78	5.88	5.97	5.79	5.67	5.83	5.66	5.79	5.82	5.79	
		Stride duration (s)	0.393	0.420	0.417	0.425	0.426	0.421	0.422	0.410	0.409	0.410	0.415	
		Stride efficiency (%)	51.27	52.13	54.06	55.69	52.33	50.24	53.16	50.03	52.47	52.95	52.41	
		Stride count	31.43	34.63	34.00	33.50	34.56	35.27	34.29	35.35	34.51	34.36	341.90	

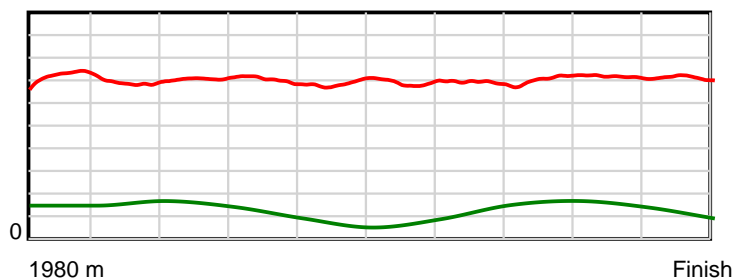
10 m Stride length



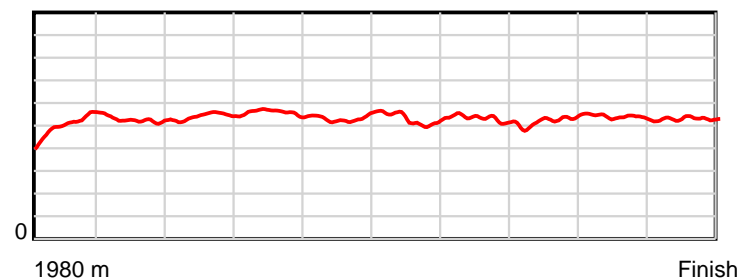
0.6 s Stride duration



20 m/sec Speed



100 % Stride efficiency



Note: Horizontal distance axis grid lines are 200m furlongs.

Disclaimer.

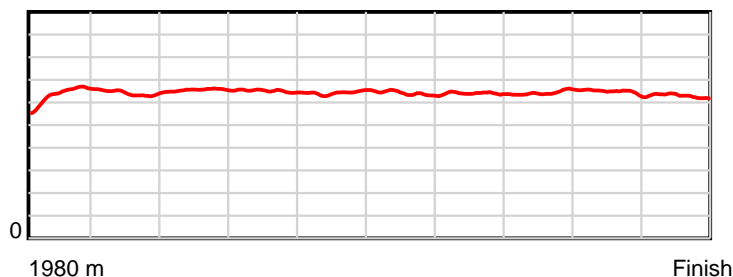
HRNZ and NZMTC and Thoroughbred Ratings Pty Ltd accepts no responsibility for the completeness or accuracy of any of the information contained herein, and makes no representations about its suitability for any particular purpose. Users should make their own judgements about those matters and/or seek independent advice. You assume all risks associated with use of the data provided on this page.

Race Results

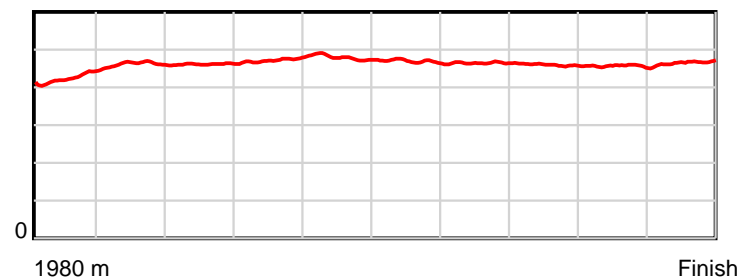
September 29, 2023, Race 10, , Distance 1980m, Addington - Survey 1980m

Result	TAB no.	Horse (Barrier)	1980 to	1800m to	1600m to	1400m to	1200m to	1000m to	800m to	600m to	400m to	200m to	Total or	Margin
3rd	3	Kikorangi Blue (3)	1800m	1600m	1400m	1200m	1000m	800m	600m	400m	200m	WP	Average	
		Position in running (margin)	-	1(0.0)	2(2.0)	2(1.8)	3(1.9)	3(1.9)	2(1.7)	3(2.0)	2(2.8)	2(4.2)		3.00
		Sectional time (s)	11.75	14.47	14.00	14.46	14.87	14.74	14.53	14.50	14.06	14.70		
		Cumulative time (s)	142.08	130.33	115.86	101.86	87.40	72.53	57.79	43.26	28.76	14.70	2:22.08	
		Speed (m/s)	15.32	13.82	14.29	13.83	13.45	13.57	13.76	13.79	14.22	13.61	13.94	
		Stride length (m)	6.46	6.38	6.59	6.53	6.45	6.36	6.40	6.33	6.49	6.34	6.43	
		Stride duration (s)	0.425	0.462	0.461	0.472	0.479	0.469	0.465	0.459	0.456	0.466	0.462	
		Stride efficiency (%)	65.23	63.63	67.89	66.67	65.01	63.28	63.99	62.69	65.76	62.86	64.67	
		Stride count	27.86	31.34	30.34	30.62	31.01	31.43	31.25	31.58	30.83	31.53	307.79	

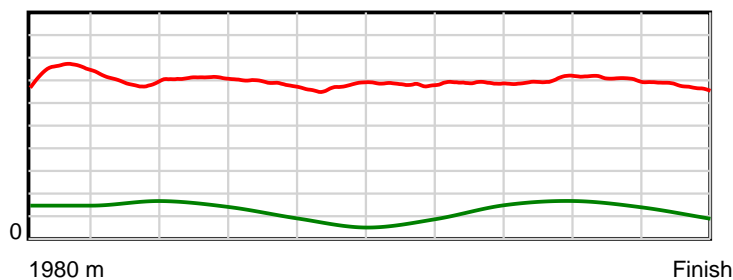
10 m Stride length



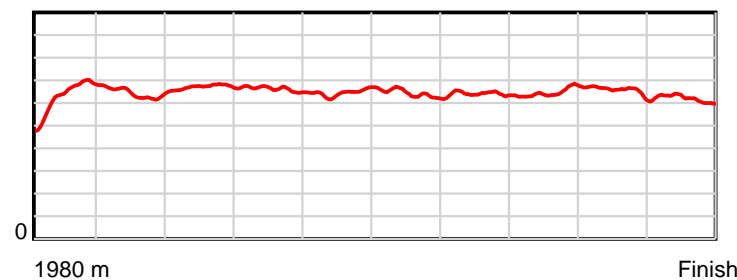
0.6 s Stride duration



20 m/sec Speed



100 % Stride efficiency



Note: Horizontal distance axis grid lines are 200m furlongs.

Disclaimer.

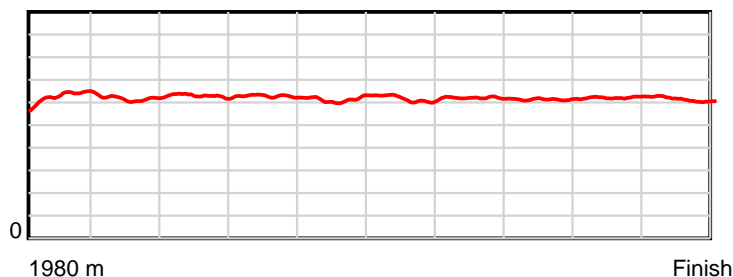
HRNZ and NZMTC and Thoroughbred Ratings Pty Ltd accepts no responsibility for the completeness or accuracy of any of the information contained herein, and makes no representations about its suitability for any particular purpose. Users should make their own judgements about those matters and/or seek independent advice. You assume all risks associated with use of the data provided on this page.

Race Results

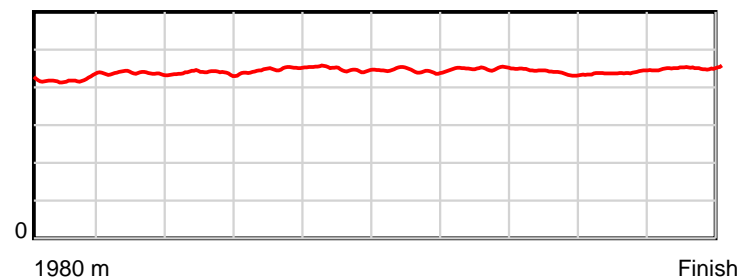
September 29, 2023, Race 10, , Distance 1980m, Addington - Survey 1980m

Result	TAB no.	Horse (Barrier)	1980 to	1800m to	1600m to	1400m to	1200m to	1000m to	800m to	600m to	400m to	200m to	Total or	Margin
4th	5	Classie Linc (5)	1800m	1600m	1400m	1200m	1000m	800m	600m	400m	200m	WP	Average	
		Position in running (margin)	-	2(0.4)	3(3.0)	3(2.8)	2(1.6)	2(0.9)	3(1.8)	2(1.6)	3(3.2)	3(4.5)		3.80
		Sectional time (s)	11.88	14.57	14.02	14.22	14.75	14.94	14.43	14.65	14.05	14.72		
		Cumulative time (s)	142.23	130.35	115.78	101.76	87.54	72.79	57.85	43.42	28.77	14.72	2:22.23	
		Speed (m/s)	15.16	13.73	14.27	14.06	13.56	13.39	13.86	13.65	14.23	13.59	13.92	
		Stride length (m)	6.35	6.01	6.25	6.30	6.08	5.95	6.24	6.00	6.26	6.13	6.15	
		Stride duration (s)	0.420	0.437	0.439	0.448	0.448	0.444	0.450	0.440	0.440	0.451	0.442	
		Stride efficiency (%)	63.04	56.37	61.13	61.94	57.74	55.26	60.89	56.30	61.16	58.77	59.14	
		Stride count	28.34	33.30	31.98	31.77	32.90	33.63	32.04	33.32	31.97	32.61	321.86	

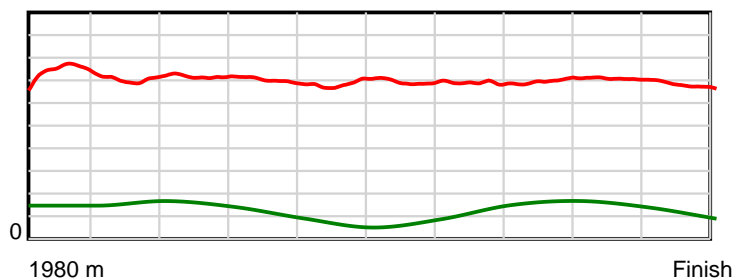
10 m Stride length



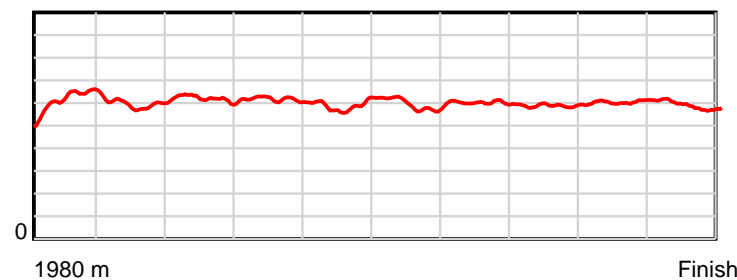
0.6 s Stride duration



20 m/sec Speed



100 % Stride efficiency



Note: Horizontal distance axis grid lines are 200m furlongs.

Disclaimer.

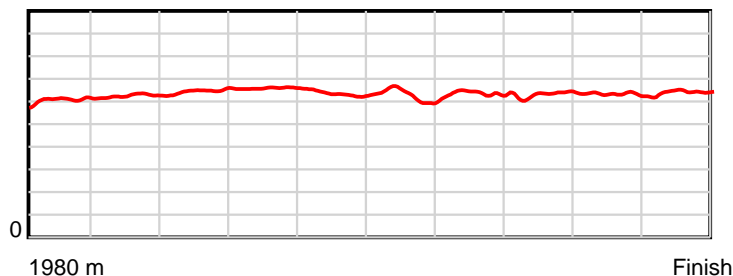
HRNZ and NZMTC and Thoroughbred Ratings Pty Ltd accepts no responsibility for the completeness or accuracy of any of the information contained herein, and makes no representations about its suitability for any particular purpose. Users should make their own judgements about those matters and/or seek independent advice. You assume all risks associated with use of the data provided on this page.

Race Results

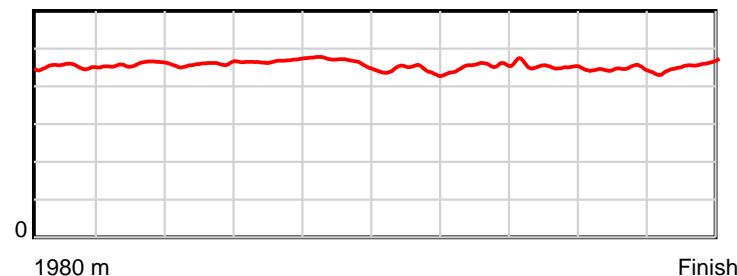
September 29, 2023, Race 10, , Distance 1980m, Addington - Survey 1980m

Result	TAB no.	Horse (Barrier)	1980 to	1800m to	1600m to	1400m to	1200m to	1000m to	800m to	600m to	400m to	200m to	Total or	Margin
5th	9	Lifes A Beach (9)	1800m	1600m	1400m	1200m	1000m	800m	600m	400m	200m	WP	Average	
		Position in running (margin)	-	11(9.3)	11(14.2)	11(15.2)	11(13.4)	11(12.4)	10(9.1)	11(8.1)	10(8.6)	6(9.3)		5.40
		Sectional time (s)	13.46	14.96	14.21	14.13	14.70	14.22	14.30	14.45	13.95	14.12		
		Cumulative time (s)	142.50	129.04	114.08	99.87	85.74	71.04	56.82	42.52	28.07	14.12	2:22.50	
		Speed (m/s)	13.38	13.37	14.07	14.15	13.61	14.06	13.99	13.84	14.34	14.16	13.90	
		Stride length (m)	6.10	6.14	6.46	6.62	6.33	6.23	6.37	6.26	6.38	6.44	6.33	
		Stride duration (s)	0.452	0.459	0.459	0.468	0.465	0.443	0.455	0.452	0.445	0.454	0.456	
		Stride efficiency (%)	58.21	58.92	65.13	68.51	62.53	60.57	63.33	61.26	63.67	64.75	62.63	
		Stride count	29.49	32.57	30.98	30.21	31.62	32.12	31.42	31.94	31.33	31.07	312.75	

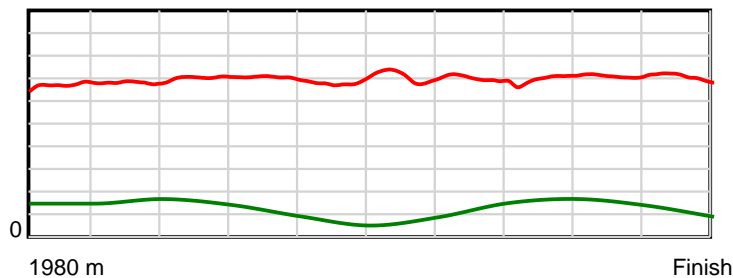
10 m Stride length



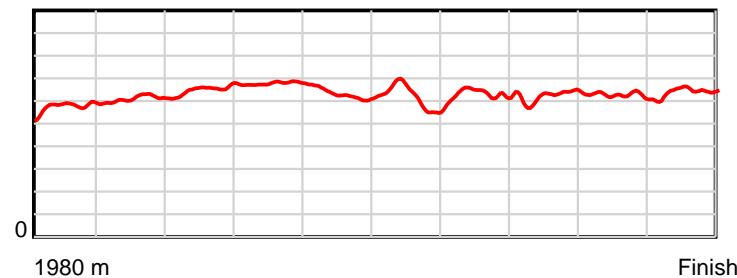
0.6 s Stride duration



20 m/sec Speed



100 % Stride efficiency



Note: Horizontal distance axis grid lines are 200m furlongs.

Disclaimer.

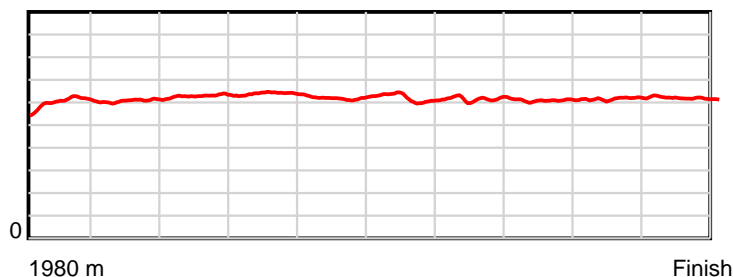
HRNZ and NZMTC and Thoroughbred Ratings Pty Ltd accepts no responsibility for the completeness or accuracy of any of the information contained herein, and makes no representations about its suitability for any particular purpose. Users should make their own judgements about those matters and/or seek independent advice. You assume all risks associated with use of the data provided on this page.

Race Results

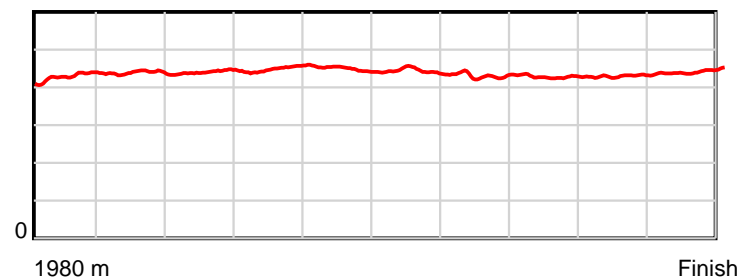
September 29, 2023, Race 10, , Distance 1980m, Addington - Survey 1980m

Result	TAB no.	Horse (Barrier)	1980 to	1800m to	1600m to	1400m to	1200m to	1000m to	800m to	600m to	400m to	200m to	Total or	Margin
6th	7	Better's Tart (7)	1800m	1600m	1400m	1200m	1000m	800m	600m	400m	200m	WP	Average	
		Position in running (margin)	-	8(6.0)	9(10.4)	9(11.1)	9(9.4)	9(8.5)	9(8.4)	7(5.9)	7(7.2)	8(10.2)		7.20
		Sectional time (s)	12.69	14.88	14.15	14.15	14.72	14.77	14.05	14.60	14.32	14.49		
		Cumulative time (s)	142.82	130.13	115.25	101.10	86.95	72.23	57.46	43.41	28.81	14.49	2:22.82	
		Speed (m/s)	14.19	13.44	14.13	14.13	13.59	13.54	14.23	13.70	13.97	13.80	13.86	
		Stride length (m)	6.00	5.90	6.22	6.34	6.10	5.99	6.13	5.86	6.00	6.10	6.06	
		Stride duration (s)	0.430	0.439	0.440	0.449	0.449	0.442	0.431	0.427	0.430	0.442	0.437	
		Stride efficiency (%)	56.27	54.35	60.47	62.82	58.14	56.11	58.80	53.57	56.33	58.12	57.42	
		Stride count	30.00	33.91	32.15	31.54	32.79	33.38	32.60	34.16	33.31	32.79	326.63	

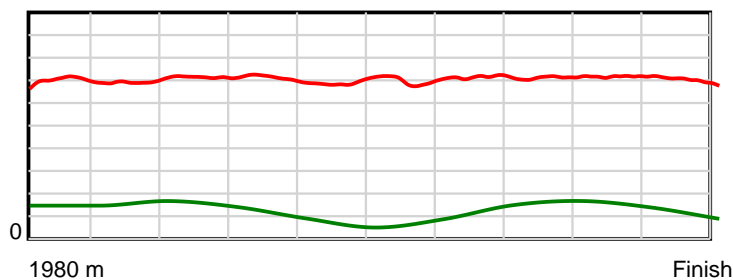
10 m Stride length



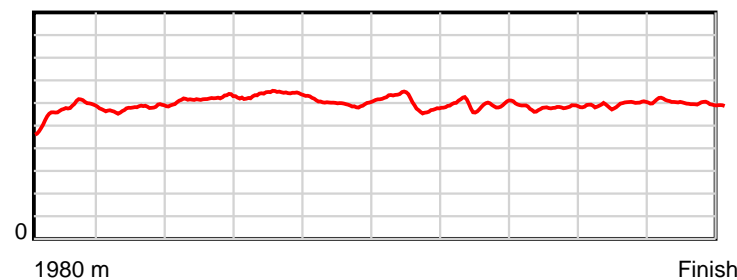
0.6 s Stride duration



20 m/sec Speed



100 % Stride efficiency



Note: Horizontal distance axis grid lines are 200m furlongs.

Disclaimer.

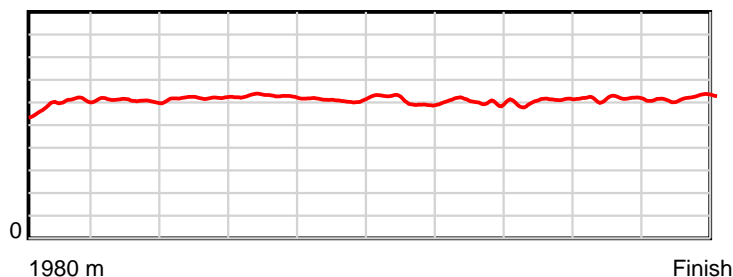
HRNZ and NZMTC and Thoroughbred Ratings Pty Ltd accepts no responsibility for the completeness or accuracy of any of the information contained herein, and makes no representations about its suitability for any particular purpose. Users should make their own judgements about those matters and/or seek independent advice. You assume all risks associated with use of the data provided on this page.

Race Results

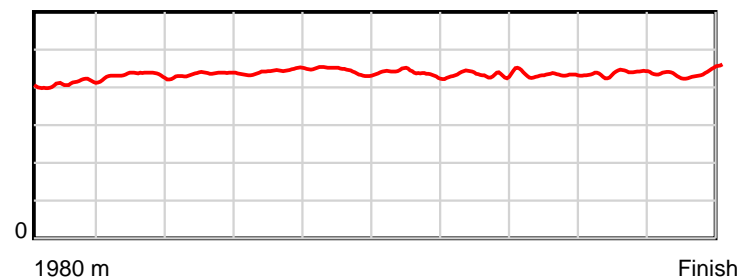
September 29, 2023, Race 10, , Distance 1980m, Addington - Survey 1980m

Result	TAB no.	Horse (Barrier)	1980 to	1800m to	1600m to	1400m to	1200m to	1000m to	800m to	600m to	400m to	200m to	Total or	Margin
7th	11	Evangelist (11)	1800m	1600m	1400m	1200m	1000m	800m	600m	400m	200m	WP	Average	
		Position in running (margin)	-	7(5.2)	7(7.4)	7(8.8)	8(7.1)	8(6.4)	7(6.5)	9(6.5)	9(7.9)	10(11.7)		7.80
		Sectional time (s)	12.70	14.51	14.26	14.17	14.76	14.78	14.48	14.59	14.46	14.22		
		Cumulative time (s)	142.93	130.23	115.72	101.46	87.29	72.53	57.75	43.27	28.68	14.22	2:22.93	
		Speed (m/s)	14.18	13.78	14.03	14.11	13.55	13.53	13.81	13.71	13.83	14.06	13.85	
		Stride length (m)	5.95	5.97	6.11	6.26	6.01	5.92	6.03	5.93	6.05	6.19	6.04	
		Stride duration (s)	0.410	0.433	0.436	0.443	0.444	0.437	0.436	0.433	0.437	0.440	0.436	
		Stride efficiency (%)	55.41	55.62	58.35	61.20	56.50	54.72	56.74	55.00	57.21	59.86	57.03	
		Stride count	30.23	33.52	32.73	31.96	33.26	33.80	33.19	33.71	33.05	32.31	327.76	

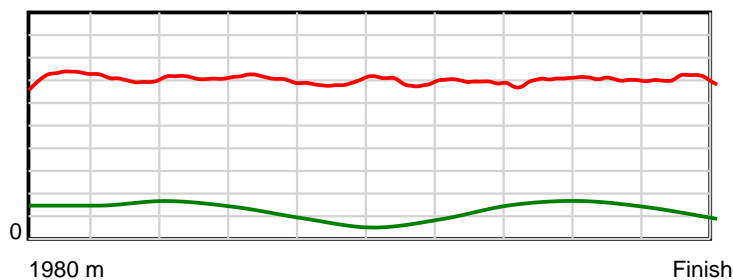
10 m Stride length



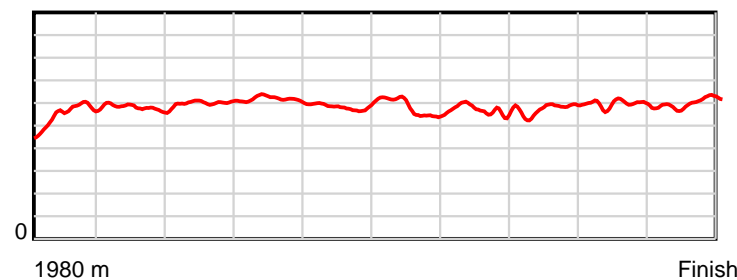
0.6 s Stride duration



20 m/sec Speed



100 % Stride efficiency



Note: Horizontal distance axis grid lines are 200m furlongs.

Disclaimer.

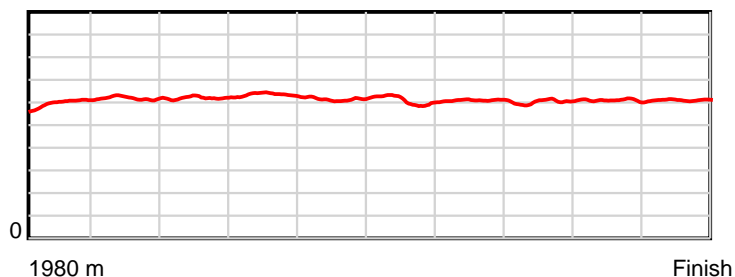
HRNZ and NZMTC and Thoroughbred Ratings Pty Ltd accepts no responsibility for the completeness or accuracy of any of the information contained herein, and makes no representations about its suitability for any particular purpose. Users should make their own judgements about those matters and/or seek independent advice. You assume all risks associated with use of the data provided on this page.

Race Results

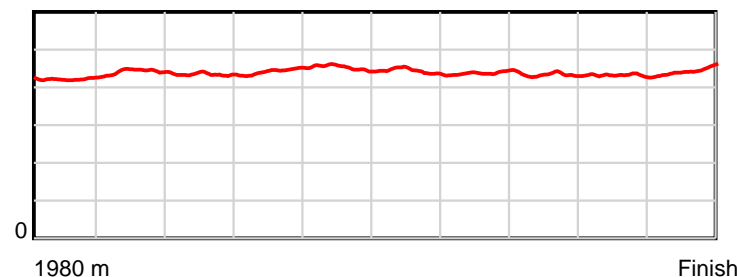
September 29, 2023, Race 10, , Distance 1980m, Addington - Survey 1980m

Result	TAB no.	Horse (Barrier)	1980 to	1800m to	1600m to	1400m to	1200m to	1000m to	800m to	600m to	400m to	200m to	Total or	Margin
8th	10	Dancing Desire (10)	1800m	1600m	1400m	1200m	1000m	800m	600m	400m	200m	WP	Average	
		Position in running (margin)	-	9(7.5)	8(10.0)	8(9.3)	7(6.2)	7(6.2)	8(6.6)	8(6.2)	8(7.6)	7(9.7)		8.70
		Sectional time (s)	12.99	14.55	13.92	13.92	14.88	14.83	14.41	14.60	14.18	14.80		
		Cumulative time (s)	143.08	130.09	115.54	101.62	87.70	72.82	57.99	43.58	28.98	14.80	2:23.08	
		Speed (m/s)	13.86	13.75	14.37	14.37	13.44	13.49	13.88	13.70	14.10	13.51	13.84	
		Stride length (m)	5.97	6.07	6.24	6.36	6.08	5.97	6.08	5.93	6.09	6.01	6.08	
		Stride duration (s)	0.421	0.442	0.434	0.442	0.452	0.443	0.438	0.433	0.432	0.445	0.439	
		Stride efficiency (%)	55.67	57.63	60.75	63.19	57.74	55.77	57.80	54.96	57.88	56.37	57.72	
		Stride count	30.16	32.93	32.08	31.45	32.90	33.48	32.89	33.73	32.86	33.30	325.78	

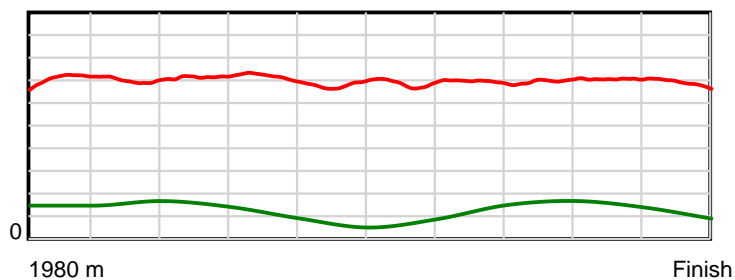
10 m Stride length



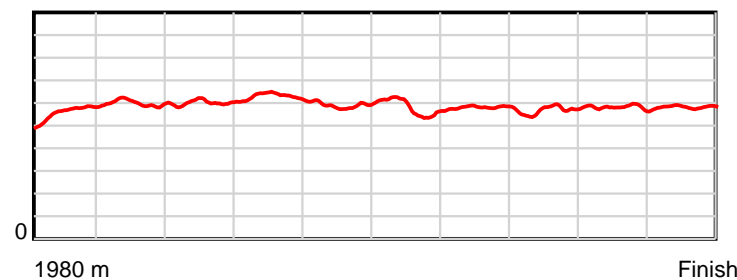
0.6 s Stride duration



20 m/sec Speed



100 % Stride efficiency



Note: Horizontal distance axis grid lines are 200m furlongs.

Disclaimer.

HRNZ and NZMTC and Thoroughbred Ratings Pty Ltd accepts no responsibility for the completeness or accuracy of any of the information contained herein, and makes no representations about its suitability for any particular purpose. Users should make their own judgements about those matters and/or seek independent advice. You assume all risks associated with use of the data provided on this page.

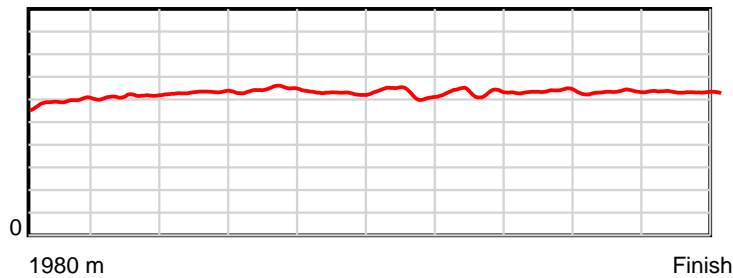


Race Results

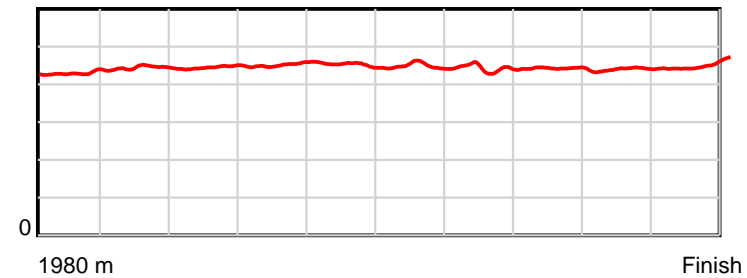
September 29, 2023, Race 10, , Distance 1980m, Addington - Survey 1980m

Result	TAB no.	Horse (Barrier)	1980 to	1800m to	1600m to	1400m to	1200m to	1000m to	800m to	600m to	400m to	200m to	Total or	Margin
9th	8	Sweet Belle (8)	1800m	1600m	1400m	1200m	1000m	800m	600m	400m	200m	WP	Average	
		Position in running (margin)	-	10(7.5)	10(12.4)	10(13.9)	10(11.5)	10(11.1)	11(10.8)	10(7.8)	11(9.2)	11(11.9)		9.30
		Sectional time (s)	13.10	14.95	14.29	14.03	14.81	14.72	13.96	14.61	14.27	14.44		
		Cumulative time (s)	143.18	130.08	115.13	100.84	86.81	72.00	57.28	43.32	28.71	14.44	2:23.18	
		Speed (m/s)	13.74	13.38	14.00	14.26	13.50	13.59	14.33	13.69	14.02	13.85	13.83	
		Stride length (m)	5.93	5.94	6.23	6.44	6.11	6.09	6.34	6.04	6.18	6.27	6.15	
		Stride duration (s)	0.430	0.444	0.445	0.452	0.452	0.448	0.443	0.441	0.441	0.452	0.445	
		Stride efficiency (%)	55.04	55.08	60.57	64.78	58.27	57.91	62.83	57.05	59.62	61.35	59.18	
		Stride count	30.33	33.69	32.12	31.06	32.75	32.85	31.54	33.10	32.38	31.92	321.74	

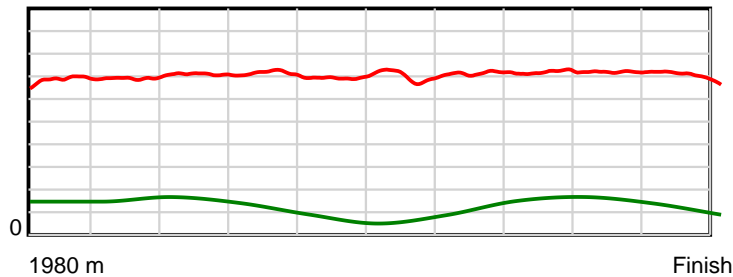
10 m Stride length



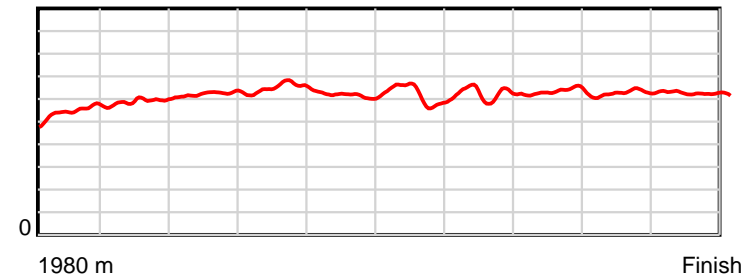
0.6 s Stride duration



20 m/sec Speed



100 % Stride efficiency



Note: Horizontal distance axis grid lines are 200m furlongs.

Disclaimer.

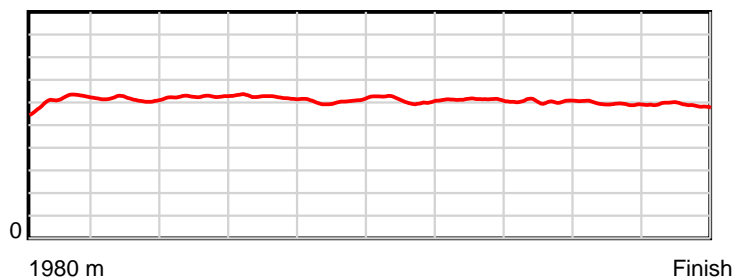
HRNZ and NZMTC and Thoroughbred Ratings Pty Ltd accepts no responsibility for the completeness or accuracy of any of the information contained herein, and makes no representations about its suitability for any particular purpose. Users should make their own judgements about those matters and/or seek independent advice. You assume all risks associated with use of the data provided on this page.

Race Results

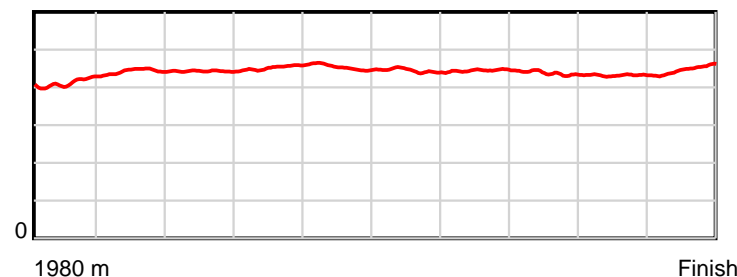
September 29, 2023, Race 10, , Distance 1980m, Addington - Survey 1980m

Result	TAB no.	Horse (Barrier)	1980 to	1800m to	1600m to	1400m to	1200m to	1000m to	800m to	600m to	400m to	200m to	Total or	Margin
10th	2	Fernleigh Blac... (2)	1800m	1600m	1400m	1200m	1000m	800m	600m	400m	200m	WP	Average	
		Position in running (margin)	-	3(1.2)	4(3.4)	4(3.5)	5(3.5)	5(3.9)	5(3.3)	5(3.8)	5(4.5)	5(8.1)		10.30
		Sectional time (s)	11.90	14.51	14.06	14.44	14.92	14.67	14.56	14.49	14.42	15.39		
		Cumulative time (s)	143.36	131.46	116.95	102.89	88.45	73.53	58.86	44.30	29.81	15.39	2:23.36	
		Speed (m/s)	15.13	13.78	14.22	13.85	13.40	13.63	13.74	13.80	13.87	13.00	13.81	
		Stride length (m)	6.18	6.10	6.30	6.27	6.08	6.05	6.11	6.03	5.99	5.81	6.09	
		Stride duration (s)	0.413	0.443	0.443	0.452	0.454	0.444	0.445	0.437	0.432	0.447	0.441	
		Stride efficiency (%)	59.64	58.18	62.03	61.35	57.76	57.29	58.40	56.90	56.14	52.74	57.94	
		Stride count	29.14	32.78	31.74	31.92	32.90	33.03	32.71	33.14	33.37	34.43	325.16	

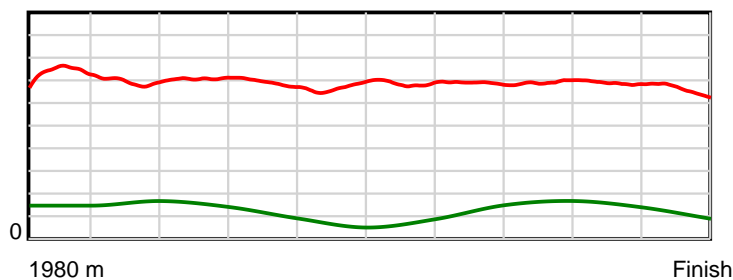
10 m Stride length



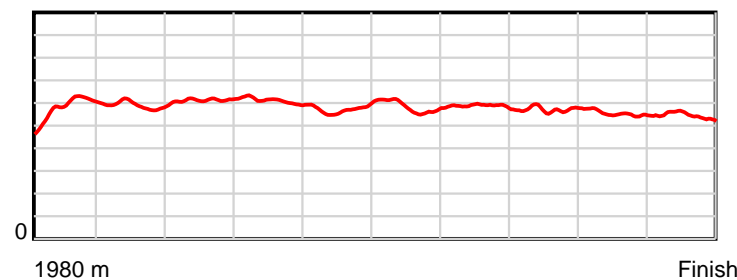
0.6 s Stride duration



20 m/sec Speed



100 % Stride efficiency



Note: Horizontal distance axis grid lines are 200m furlongs.

Disclaimer.

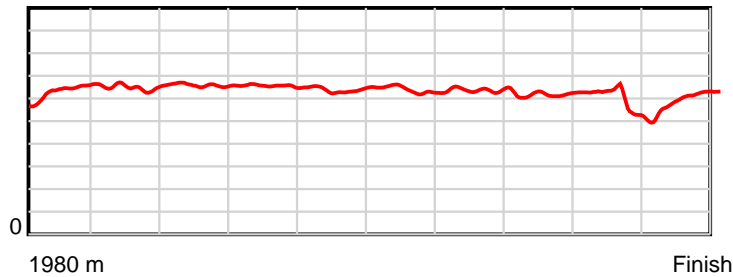
HRNZ and NZMTC and Thoroughbred Ratings Pty Ltd accepts no responsibility for the completeness or accuracy of any of the information contained herein, and makes no representations about its suitability for any particular purpose. Users should make their own judgements about those matters and/or seek independent advice. You assume all risks associated with use of the data provided on this page.

Race Results

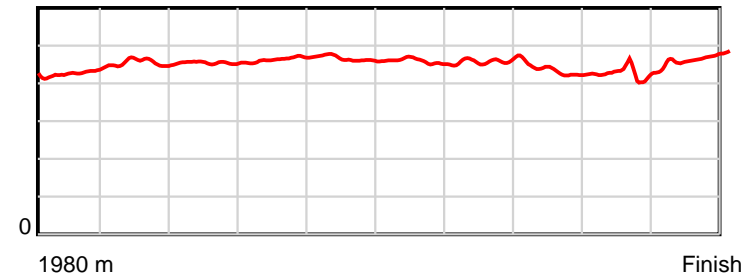
September 29, 2023, Race 10, , Distance 1980m, Addington - Survey 1980m

Result	TAB no.	Horse (Barrier)	1980 to	1800m to	1600m to	1400m to	1200m to	1000m to	800m to	600m to	400m to	200m to	Total or	Margin
11th	4	Sweet Coco (4)	1800m	1600m	1400m	1200m	1000m	800m	600m	400m	200m	WP	Average	
		Position in running (margin)	-	5(1.9)	5(4.9)	5(5.5)	4(3.4)	4(3.7)	4(3.2)	4(2.8)	4(3.3)	9(10.7)		13.60
		Sectional time (s)	12.13	14.64	14.14	14.09	14.93	14.69	14.41	14.45	15.06	15.40		
		Cumulative time (s)	143.94	131.81	117.17	103.03	88.94	74.01	59.32	44.91	30.46	15.40	2:23.94	
		Speed (m/s)	14.84	13.66	14.14	14.19	13.40	13.61	13.88	13.84	13.28	12.99	13.76	
		Stride length (m)	6.31	6.21	6.43	6.59	6.23	6.23	6.40	5.97	5.66	6.09	6.20	
		Stride duration (s)	0.426	0.455	0.455	0.464	0.465	0.458	0.461	0.431	0.426	0.469	0.451	
		Stride efficiency (%)	62.30	60.29	64.63	67.95	60.63	60.75	63.98	55.64	50.05	58.03	60.10	
		Stride count	28.51	32.20	31.10	30.33	32.11	32.08	31.26	33.52	35.34	32.82	319.27	

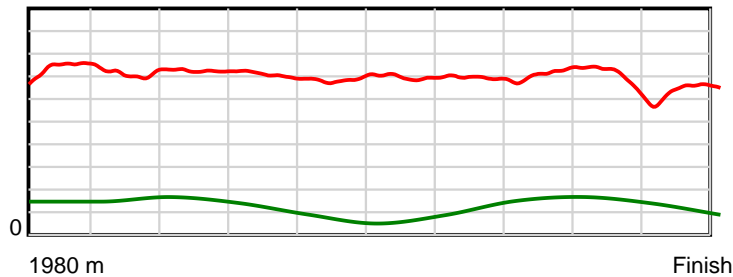
10 m Stride length



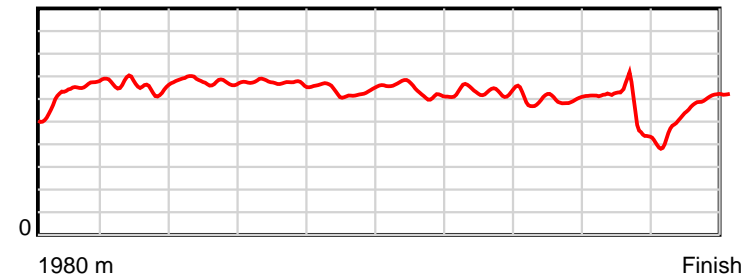
0.6 s Stride duration



20 m/sec Speed



100 % Stride efficiency



Note: Horizontal distance axis grid lines are 200m furlongs.

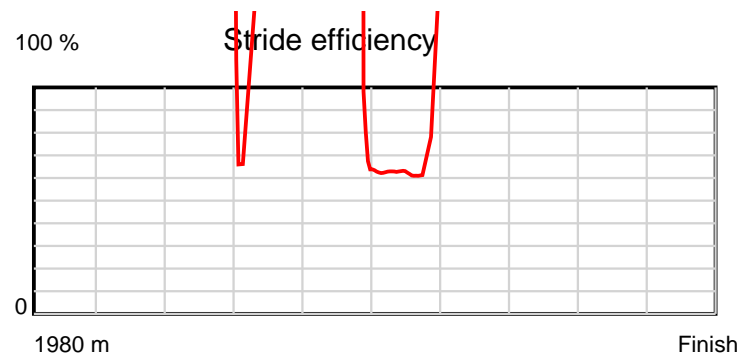
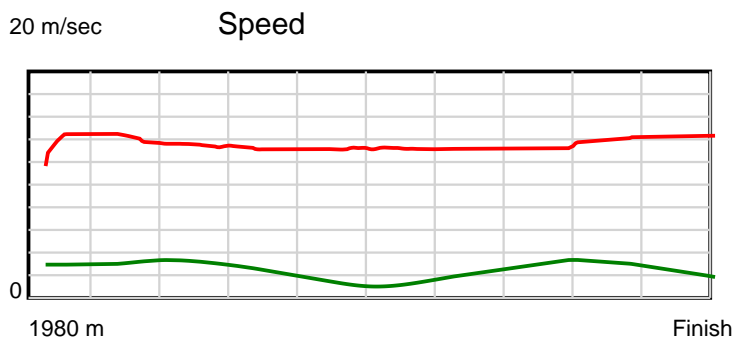
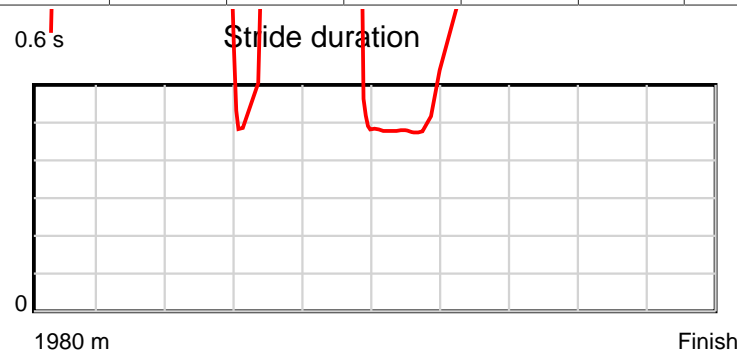
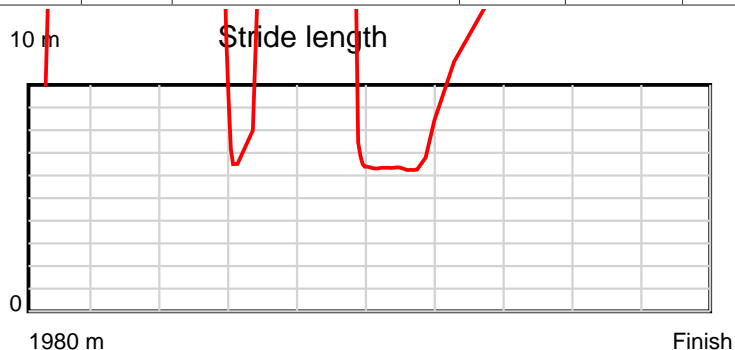
Disclaimer.

HRNZ and NZMTC and Thoroughbred Ratings Pty Ltd accepts no responsibility for the completeness or accuracy of any of the information contained herein, and makes no representations about its suitability for any particular purpose. Users should make their own judgements about those matters and/or seek independent advice. You assume all risks associated with use of the data provided on this page.

Race Results

September 29, 2023, Race 11, , Distance 1980m, Addington - Survey 1980m

Result	TAB no.	Horse (Barrier)	1980 to	1800m to	1600m to	1400m to	1200m to	1000m to	800m to	600m to	400m to	200m to	Total or	Margin
1st	8	With Style (8)	1800m	1600m	1400m	1200m	1000m	800m	600m	400m	200m	WP	Average	
		Position in running (margin)	-	4(4.5)	6(6.7)	7(6.9)	4(4.4)	3(2.3)	5(3.9)	4(3.5)	4(2.9)	1(0.0)		0.00
		Sectional time (s)	12.36	14.84	14.94	15.11	15.32	15.56	14.64	14.49	13.80	14.06		
		Cumulative time (s)	145.12	132.76	117.92	102.98	87.87	72.55	56.99	42.35	27.86	14.06	2:25.12	
		Speed (m/s)	14.56	13.48	13.39	13.24	13.05	12.85	13.66	13.80	14.49	14.22	13.64	
		Stride length (m)	8.48	8.48	8.38	7.69	7.99	7.95	47.49	34.45	6.64	7.99	9.43	
		Stride duration (s)	0.579	0.630	0.626	0.581	0.612	0.618	3.476	2.495	0.458	0.562	0.691	
		Stride efficiency (%)	112.28	112.48	109.72	92.42	99.68	98.76	3524.32	1854.12	68.85	99.81	138.84	
		Stride count	21.23	23.57	23.87	26.01	25.04	25.16	4.21	5.81	30.13	25.03	210.06	



Note: Horizontal distance axis grid lines are 200m furlongs.

Disclaimer.

HRNZ and NZMTC and Thoroughbred Ratings Pty Ltd accepts no responsibility for the completeness or accuracy of any of the information contained herein, and makes no representations about its suitability for any particular purpose. Users should make their own judgements about those matters and/or seek independent advice. You assume all risks associated with use of the data provided on this page.

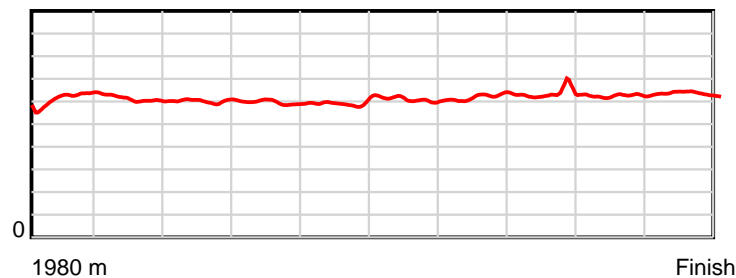


Race Results

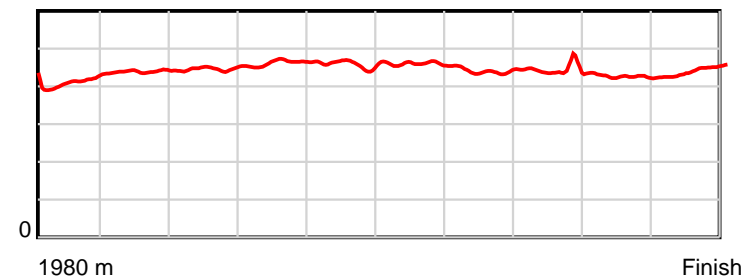
September 29, 2023, Race 11, , Distance 1980m, Addington - Survey 1980m

Result	TAB no.	Horse (Barrier)	1980 to	1800m to	1600m to	1400m to	1200m to	1000m to	800m to	600m to	400m to	200m to	Total or	Margin
2nd	7	Carrera Rapido (7)	1800m	1600m	1400m	1200m	1000m	800m	600m	400m	200m	WP	Average	
		Position in running (margin)	-	3(2.7)	3(4.4)	5(5.2)	6(5.6)	7(5.7)	8(7.4)	6(4.5)	6(3.8)	3(2.2)		1.90
		Sectional time (s)	12.02	14.77	15.02	15.60	15.70	15.57	14.23	14.45	14.02	14.07		
		Cumulative time (s)	145.45	133.43	118.66	103.64	88.04	72.34	56.77	42.54	28.09	14.07	2:25.45	
		Speed (m/s)	14.97	13.54	13.32	12.82	12.74	12.85	14.05	13.84	14.27	14.21	13.61	
		Stride length (m)	6.15	5.95	5.94	5.93	5.84	5.90	6.18	6.11	6.06	6.32	6.03	
		Stride duration (s)	0.411	0.439	0.446	0.462	0.459	0.460	0.440	0.441	0.425	0.445	0.443	
		Stride efficiency (%)	59.14	55.27	55.13	54.90	53.37	54.48	59.76	58.27	57.48	62.43	56.91	
		Stride count	29.26	33.63	33.67	33.74	34.22	33.87	32.34	32.75	32.98	31.64	328.10	

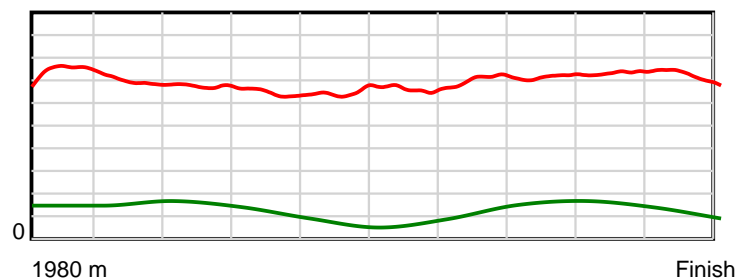
10 m Stride length



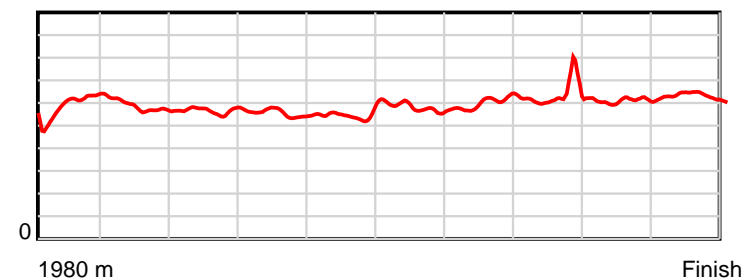
0.6 s Stride duration



20 m/sec Speed



100 % Stride efficiency



Note: Horizontal distance axis grid lines are 200m furlongs.

Disclaimer.

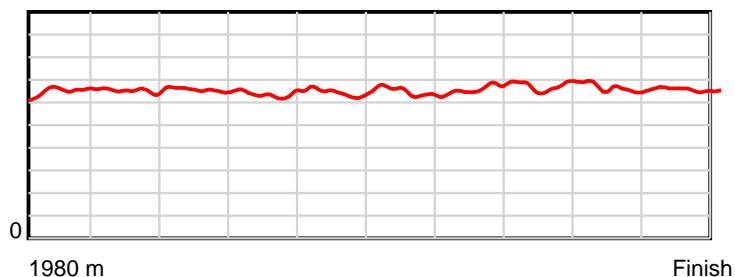
HRNZ and NZMTC and Thoroughbred Ratings Pty Ltd accepts no responsibility for the completeness or accuracy of any of the information contained herein, and makes no representations about its suitability for any particular purpose. Users should make their own judgements about those matters and/or seek independent advice. You assume all risks associated with use of the data provided on this page.

Race Results

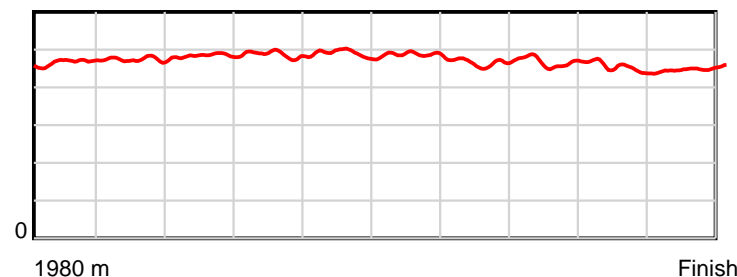
September 29, 2023, Race 11, , Distance 1980m, Addington - Survey 1980m

Result	TAB no.	Horse (Barrier)	1980 to	1800m to	1600m to	1400m to	1200m to	1000m to	800m to	600m to	400m to	200m to	Total or	Margin
3rd	13	Black Mach (12)	1800m	1600m	1400m	1200m	1000m	800m	600m	400m	200m	WP	Average	
		Position in running (margin)	-	12(9.7)	12(12.7)	11(13.1)	11(11.3)	11(10.2)	12(11.6)	11(7.7)	11(7.5)	10(6.5)		3.70
		Sectional time (s)	13.22	14.99	14.97	15.22	15.50	15.52	14.06	14.55	14.11	13.63		
		Cumulative time (s)	145.77	132.55	117.56	102.59	87.37	71.87	56.35	42.29	27.74	13.63	2:25.77	
		Speed (m/s)	13.61	13.34	13.36	13.14	12.90	12.89	14.22	13.75	14.17	14.67	13.58	
		Stride length (m)	6.57	6.33	6.46	6.40	6.33	6.27	6.63	6.41	6.38	6.60	6.44	
		Stride duration (s)	0.467	0.474	0.484	0.487	0.490	0.487	0.466	0.466	0.450	0.450	0.474	
		Stride efficiency (%)	67.53	62.59	65.23	64.01	62.56	61.44	68.73	64.28	63.58	68.10	64.71	
		Stride count	27.38	31.60	30.95	31.25	31.61	31.90	30.16	31.18	31.35	30.30	307.68	

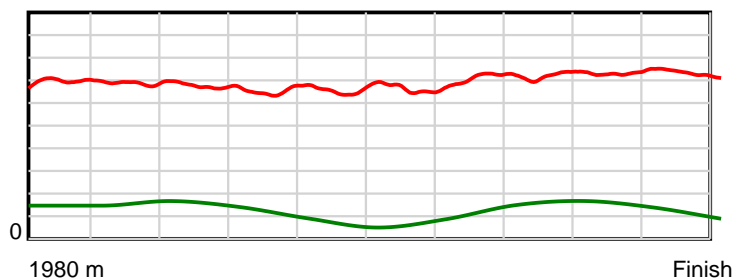
10 m Stride length



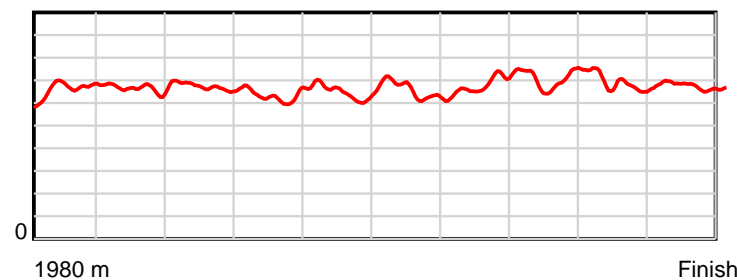
0.6 s Stride duration



20 m/sec Speed



100 % Stride efficiency



Note: Horizontal distance axis grid lines are 200m furlongs.

Disclaimer.

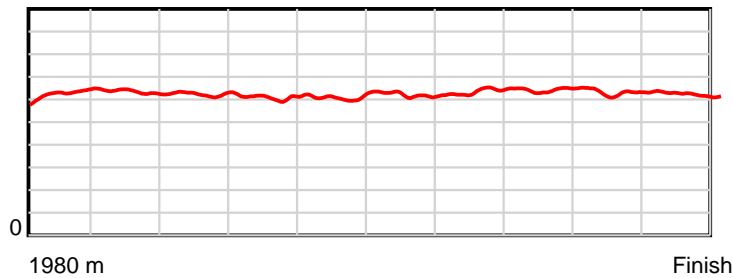
HRNZ and NZMTC and Thoroughbred Ratings Pty Ltd accepts no responsibility for the completeness or accuracy of any of the information contained herein, and makes no representations about its suitability for any particular purpose. Users should make their own judgements about those matters and/or seek independent advice. You assume all risks associated with use of the data provided on this page.

Race Results

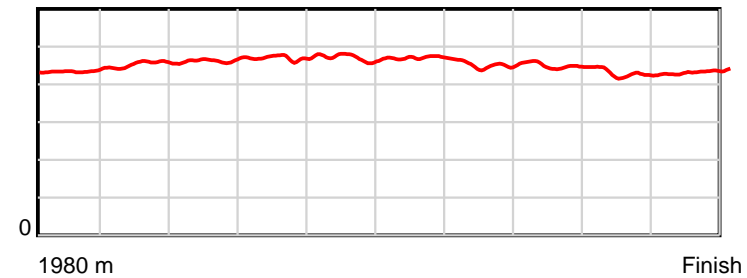
September 29, 2023, Race 11, , Distance 1980m, Addington - Survey 1980m

Result	TAB no.	Horse (Barrier)	1980 to	1800m to	1600m to	1400m to	1200m to	1000m to	800m to	600m to	400m to	200m to	Total or	Margin
4th	12	Miki Bennett (11)	1800m	1600m	1400m	1200m	1000m	800m	600m	400m	200m	WP	Average	
		Position in running (margin)	-	8(7.0)	8(8.2)	8(8.9)	8(7.8)	9(7.8)	10(9.1)	9(5.8)	8(5.7)	6(4.3)		3.90
		Sectional time (s)	12.71	14.68	15.02	15.35	15.67	15.51	14.16	14.55	14.06	14.08		
		Cumulative time (s)	145.79	133.08	118.40	103.38	88.03	72.36	56.85	42.69	28.14	14.08	2:25.79	
		Speed (m/s)	14.16	13.62	13.32	13.03	12.76	12.89	14.12	13.75	14.22	14.20	13.58	
		Stride length (m)	6.32	6.18	6.16	6.12	6.01	6.07	6.37	6.17	6.08	6.15	6.16	
		Stride duration (s)	0.435	0.453	0.463	0.470	0.471	0.470	0.451	0.449	0.427	0.433	0.453	
		Stride efficiency (%)	62.40	59.59	59.38	58.50	56.42	57.53	63.41	59.49	57.70	59.09	59.27	
		Stride count	28.48	32.39	32.45	32.69	33.28	32.96	31.40	32.42	32.91	32.52	321.50	

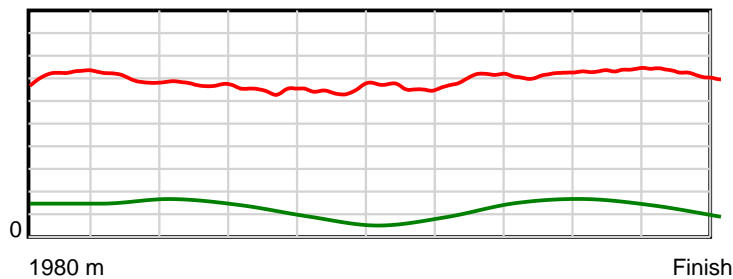
10 m Stride length



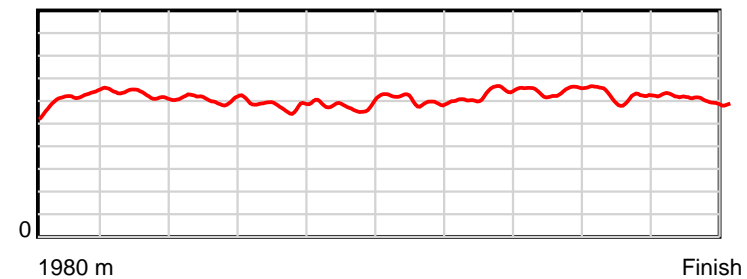
0.6 s Stride duration



20 m/sec Speed



100 % Stride efficiency



Note: Horizontal distance axis grid lines are 200m furlongs.

Disclaimer.

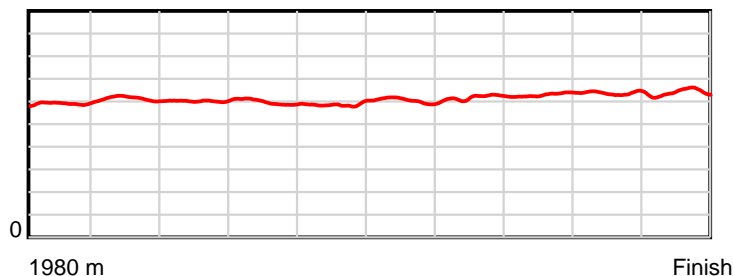
HRNZ and NZMTC and Thoroughbred Ratings Pty Ltd accepts no responsibility for the completeness or accuracy of any of the information contained herein, and makes no representations about its suitability for any particular purpose. Users should make their own judgements about those matters and/or seek independent advice. You assume all risks associated with use of the data provided on this page.

Race Results

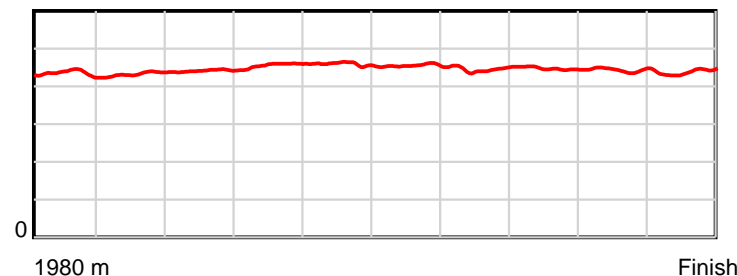
September 29, 2023, Race 11, , Distance 1980m, Addington - Survey 1980m

Result	TAB no.	Horse (Barrier)	1980 to	1800m to	1600m to	1400m to	1200m to	1000m to	800m to	600m to	400m to	200m to	Total or	Margin
5th	14	Sophia Bromac (0)	1800m	1600m	1400m	1200m	1000m	800m	600m	400m	200m	WP	Average	
		Position in running (margin)	-	13(12.7)	9(11.1)	9(9.5)	9(8.3)	10(8.4)	9(7.9)	10(6.5)	10(6.5)	9(6.3)		4.30
		Sectional time (s)	13.83	14.23	14.62	15.34	15.69	15.21	14.46	14.58	14.26	13.65		
		Cumulative time (s)	145.87	132.04	117.81	103.19	87.85	72.16	56.95	42.49	27.91	13.65	2:25.87	
		Speed (m/s)	13.01	14.05	13.68	13.04	12.75	13.15	13.83	13.72	14.03	14.65	13.57	
		Stride length (m)	5.90	6.08	6.03	5.95	5.86	5.98	6.17	6.14	6.23	6.42	6.07	
		Stride duration (s)	0.436	0.432	0.441	0.456	0.459	0.455	0.446	0.447	0.444	0.438	0.447	
		Stride efficiency (%)	54.34	57.73	56.89	55.25	53.58	55.89	59.40	58.83	60.58	64.36	57.60	
		Stride count	30.53	32.90	33.15	33.63	34.16	33.44	32.44	32.60	32.12	31.16	326.13	

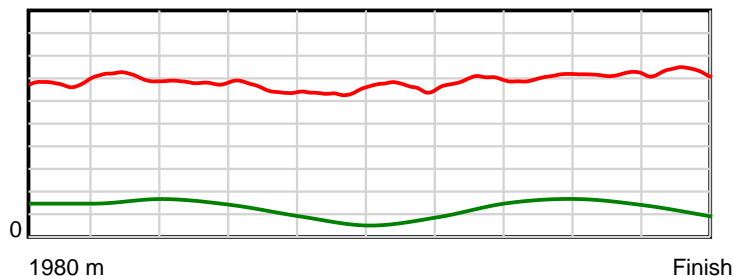
10 m Stride length



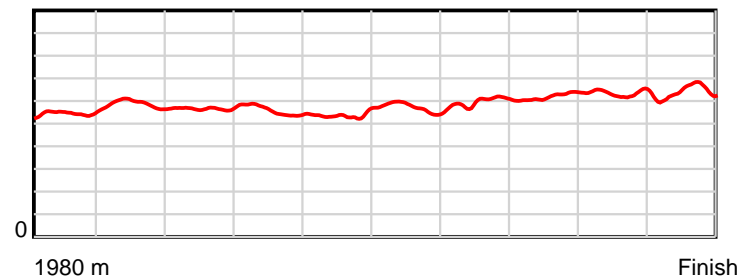
0.6 s Stride duration



20 m/sec Speed



100 % Stride efficiency



Note: Horizontal distance axis grid lines are 200m furlongs.

Disclaimer.

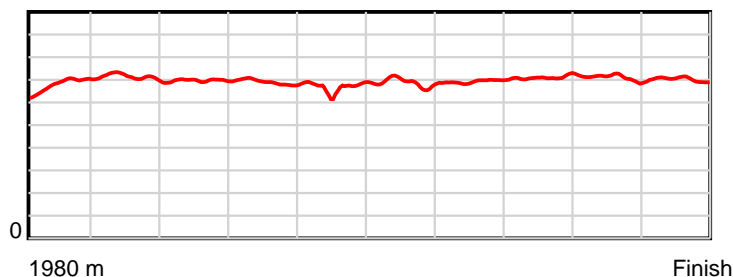
HRNZ and NZMTC and Thoroughbred Ratings Pty Ltd accepts no responsibility for the completeness or accuracy of any of the information contained herein, and makes no representations about its suitability for any particular purpose. Users should make their own judgements about those matters and/or seek independent advice. You assume all risks associated with use of the data provided on this page.

Race Results

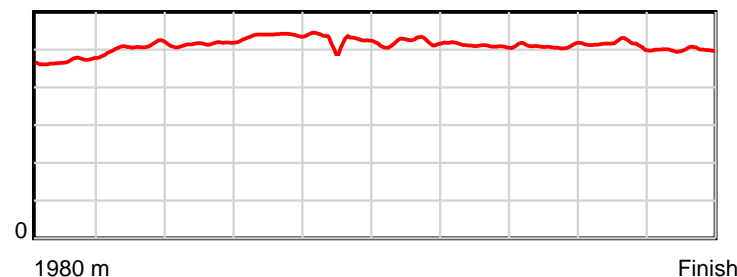
September 29, 2023, Race 11, , Distance 1980m, Addington - Survey 1980m

Result	TAB no.	Horse (Barrier)	1980 to	1800m to	1600m to	1400m to	1200m to	1000m to	800m to	600m to	400m to	200m to	Total or	Margin
6th	2	King Arthur (2)	1800m	1600m	1400m	1200m	1000m	800m	600m	400m	200m	WP	Average	
		Position in running (margin)	-	5(5.0)	4(4.7)	4(4.2)	5(4.7)	6(4.3)	4(3.4)	5(3.5)	5(3.4)	7(4.8)		6.30
		Sectional time (s)	12.42	14.43	14.83	15.61	15.59	15.16	14.72	14.56	14.51	14.39		
		Cumulative time (s)	146.22	133.80	119.37	104.54	88.93	73.34	58.18	43.46	28.90	14.39	2:26.22	
		Speed (m/s)	14.49	13.86	13.49	12.81	12.83	13.19	13.59	13.74	13.78	13.90	13.54	
		Stride length (m)	6.87	7.04	6.94	6.89	6.66	6.85	6.93	7.00	7.08	6.94	6.92	
		Stride duration (s)	0.470	0.508	0.515	0.538	0.519	0.520	0.510	0.510	0.513	0.500	0.511	
		Stride efficiency (%)	73.73	77.54	75.36	74.24	69.37	73.43	75.09	76.68	78.23	75.32	74.84	
		Stride count	26.21	28.39	28.80	29.02	30.02	29.18	28.85	28.55	28.27	28.81	286.10	

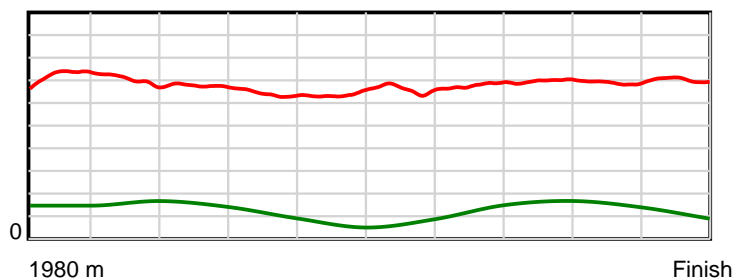
10 m Stride length



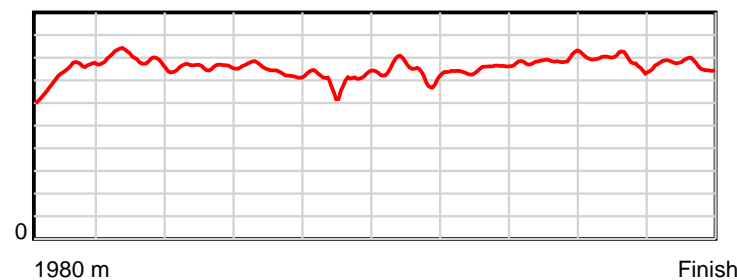
0.6 s Stride duration



20 m/sec Speed



100 % Stride efficiency



Note: Horizontal distance axis grid lines are 200m furlongs.

Disclaimer.

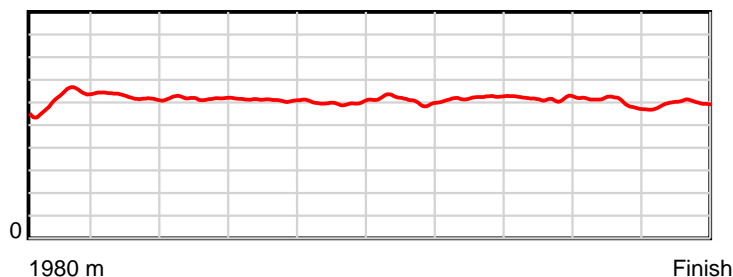
HRNZ and NZMTC and Thoroughbred Ratings Pty Ltd accepts no responsibility for the completeness or accuracy of any of the information contained herein, and makes no representations about its suitability for any particular purpose. Users should make their own judgements about those matters and/or seek independent advice. You assume all risks associated with use of the data provided on this page.

Race Results

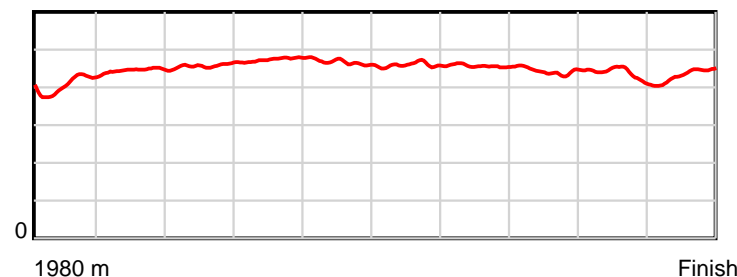
September 29, 2023, Race 11, , Distance 1980m, Addington - Survey 1980m

Result	TAB no.	Horse (Barrier)	1980 to	1800m to	1600m to	1400m to	1200m to	1000m to	800m to	600m to	400m to	200m to	Total or	Margin
7th	5	Don Juan (5)	1800m	1600m	1400m	1200m	1000m	800m	600m	400m	200m	WP	Average	
		Position in running (margin)	-	2(1.9)	2(2.2)	2(1.8)	2(2.1)	2(1.5)	2(1.6)	3(1.7)	2(1.5)	4(2.9)		6.40
		Sectional time (s)	11.90	14.54	14.84	15.57	15.58	15.30	14.73	14.53	14.52	14.72		
		Cumulative time (s)	146.23	134.33	119.79	104.95	89.38	73.80	58.50	43.77	29.24	14.72	2:26.23	
		Speed (m/s)	15.12	13.76	13.48	12.85	12.84	13.07	13.58	13.76	13.77	13.59	13.54	
		Stride length (m)	6.15	6.13	6.17	6.08	5.99	5.99	6.20	6.10	6.00	5.91	6.07	
		Stride duration (s)	0.407	0.446	0.457	0.474	0.466	0.458	0.457	0.443	0.435	0.435	0.448	
		Stride efficiency (%)	59.16	58.75	59.43	57.85	55.98	56.11	60.03	58.06	56.18	54.58	57.56	
		Stride count	29.25	32.62	32.43	32.87	33.41	33.38	32.27	32.81	33.36	33.84	326.24	

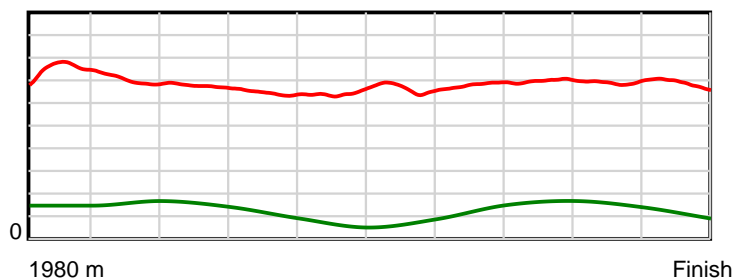
10 m Stride length



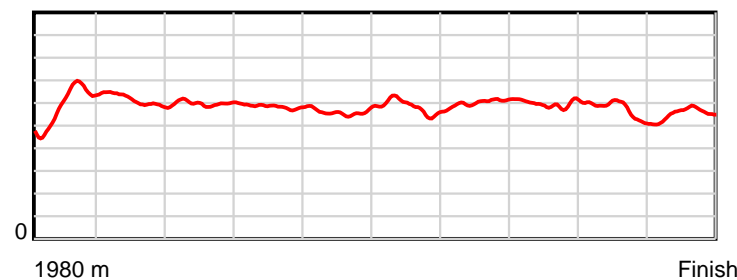
0.6 s Stride duration



20 m/sec Speed



100 % Stride efficiency



Note: Horizontal distance axis grid lines are 200m furlongs.

Disclaimer.

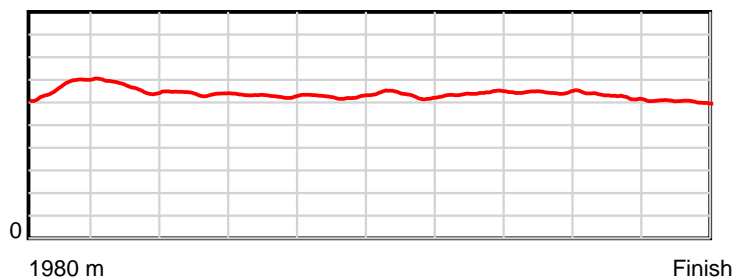
HRNZ and NZMTC and Thoroughbred Ratings Pty Ltd accepts no responsibility for the completeness or accuracy of any of the information contained herein, and makes no representations about its suitability for any particular purpose. Users should make their own judgements about those matters and/or seek independent advice. You assume all risks associated with use of the data provided on this page.

Race Results

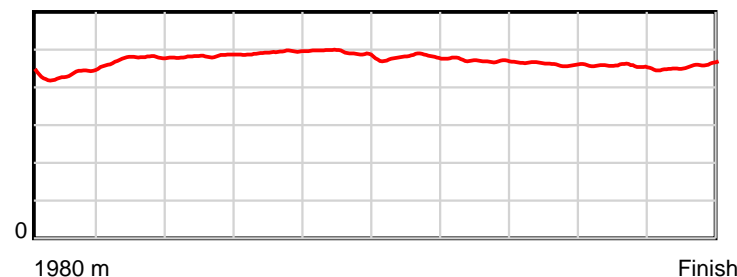
September 29, 2023, Race 11, , Distance 1980m, Addington - Survey 1980m

Result	TAB no.	Horse (Barrier)	1980 to	1800m to	1600m to	1400m to	1200m to	1000m to	800m to	600m to	400m to	200m to	Total or	Margin
8th	6	Moonlite Dream (6)	1800m	1600m	1400m	1200m	1000m	800m	600m	400m	200m	WP	Average	
		Position in running (margin)	-	1(0.0)	1(0.0)	1(0.0)	1(0.0)	1(0.0)	1(0.0)	1(0.0)	1(0.0)	2(1.8)		7.40
		Sectional time (s)	11.69	14.48	14.90	15.53	15.67	15.29	14.70	14.58	14.58	15.00		
		Cumulative time (s)	146.42	134.73	120.25	105.35	89.82	74.15	58.86	44.16	29.58	15.00	2:26.42	
		Speed (m/s)	15.39	13.81	13.42	12.88	12.76	13.08	13.61	13.72	13.72	13.33	13.52	
		Stride length (m)	6.73	6.57	6.48	6.34	6.28	6.27	6.41	6.34	6.26	6.08	6.37	
		Stride duration (s)	0.434	0.476	0.483	0.493	0.492	0.480	0.471	0.462	0.456	0.456	0.471	
		Stride efficiency (%)	70.68	67.40	65.65	62.89	61.71	61.51	64.24	62.75	61.17	57.84	63.38	
		Stride count	26.76	30.45	30.86	31.53	31.83	31.88	31.19	31.56	31.97	32.87	310.90	

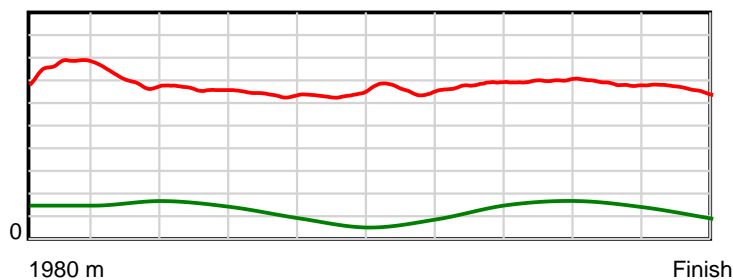
10 m Stride length



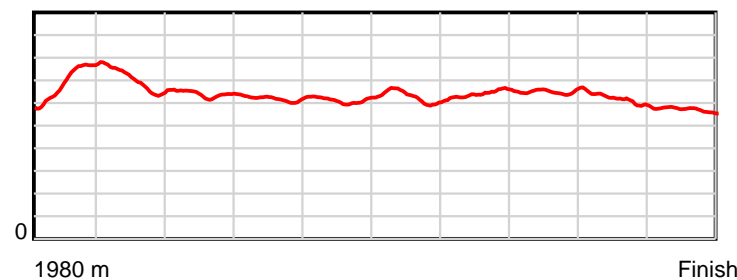
0.6 s Stride duration



20 m/sec Speed



100 % Stride efficiency



Note: Horizontal distance axis grid lines are 200m furlongs.

Disclaimer.

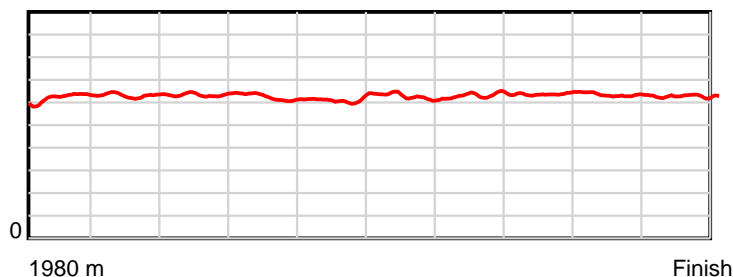
HRNZ and NZMTC and Thoroughbred Ratings Pty Ltd accepts no responsibility for the completeness or accuracy of any of the information contained herein, and makes no representations about its suitability for any particular purpose. Users should make their own judgements about those matters and/or seek independent advice. You assume all risks associated with use of the data provided on this page.

Race Results

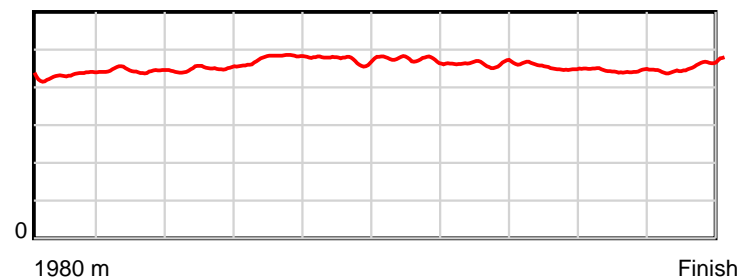
September 29, 2023, Race 11, , Distance 1980m, Addington - Survey 1980m

Result	TAB no.	Horse (Barrier)	1980 to	1800m to	1600m to	1400m to	1200m to	1000m to	800m to	600m to	400m to	200m to	Total or	Margin
9th	9	Mystar Blue Je... (9)	1800m	1600m	1400m	1200m	1000m	800m	600m	400m	200m	WP	Average	
		Position in running (margin)	-	6(5.4)	5(6.0)	3(3.7)	3(3.4)	5(4.2)	6(5.5)	7(4.8)	7(4.4)	8(4.8)		8.10
		Sectional time (s)	12.68	14.57	14.52	15.47	15.81	15.50	14.59	14.52	14.35	14.53		
		Cumulative time (s)	146.54	133.86	119.29	104.77	89.30	73.49	57.99	43.40	28.88	14.53	2:26.54	
		Speed (m/s)	14.19	13.73	13.77	12.93	12.65	12.90	13.71	13.77	13.94	13.76	13.51	
		Stride length (m)	6.24	6.10	6.19	6.18	6.01	6.10	6.33	6.24	6.19	6.29	6.19	
		Stride duration (s)	0.432	0.445	0.449	0.478	0.475	0.473	0.462	0.453	0.444	0.457	0.458	
		Stride efficiency (%)	60.82	58.22	59.83	59.68	56.37	58.16	62.69	60.82	59.79	61.92	59.78	
		Stride count	28.85	32.77	32.32	32.36	33.30	32.78	31.58	32.06	32.33	31.77	320.12	

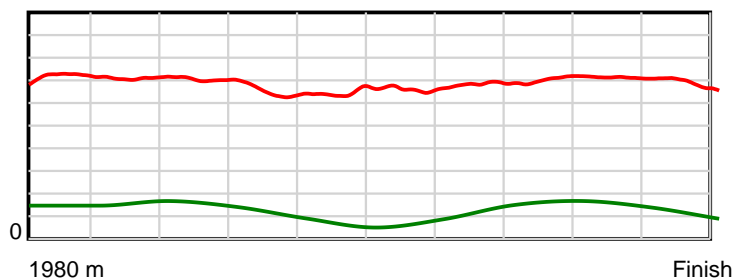
10 m Stride length



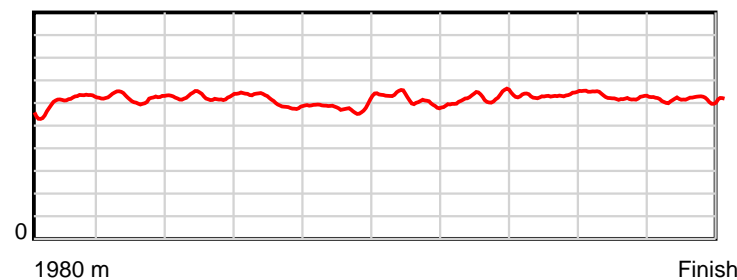
0.6 s Stride duration



20 m/sec Speed



100 % Stride efficiency



Note: Horizontal distance axis grid lines are 200m furlongs.

Disclaimer.

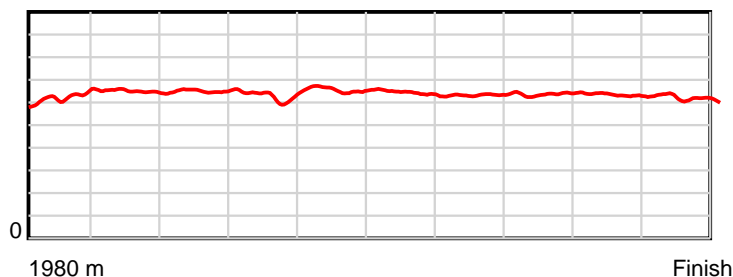
HRNZ and NZMTC and Thoroughbred Ratings Pty Ltd accepts no responsibility for the completeness or accuracy of any of the information contained herein, and makes no representations about its suitability for any particular purpose. Users should make their own judgements about those matters and/or seek independent advice. You assume all risks associated with use of the data provided on this page.

Race Results

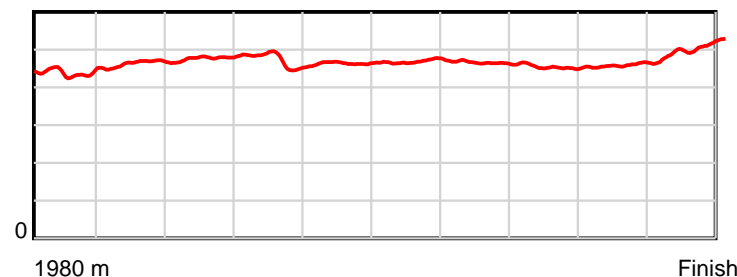
September 29, 2023, Race 11, , Distance 1980m, Addington - Survey 1980m

Result	TAB no.	Horse (Barrier)	1980 to	1800m to	1600m to	1400m to	1200m to	1000m to	800m to	600m to	400m to	200m to	Total or	Margin
10th	11	Divine Angel (10)	1800m	1600m	1400m	1200m	1000m	800m	600m	400m	200m	WP	Average	
		Position in running (margin)	-	10(9.3)	10(12.1)	10(11.6)	10(8.5)	4(2.6)	3(1.9)	2(1.4)	3(2.4)	5(4.3)		18.00
		Sectional time (s)	13.17	14.96	14.82	15.01	14.69	15.19	14.62	14.74	14.60	16.46		
		Cumulative time (s)	148.26	135.09	120.13	105.31	90.30	75.61	60.42	45.80	31.06	16.46	2:28.26	
		Speed (m/s)	13.66	13.37	13.50	13.32	13.61	13.17	13.68	13.57	13.70	12.15	13.35	
		Stride length (m)	6.27	6.19	6.45	6.28	6.32	6.17	6.36	6.15	6.30	6.17	6.26	
		Stride duration (s)	0.439	0.463	0.478	0.471	0.464	0.469	0.465	0.453	0.460	0.507	0.469	
		Stride efficiency (%)	61.43	59.88	64.96	61.61	62.33	59.57	63.28	59.03	62.09	59.40	61.32	
		Stride count	28.71	32.31	31.02	31.85	31.67	32.39	31.43	32.54	31.73	32.44	316.09	

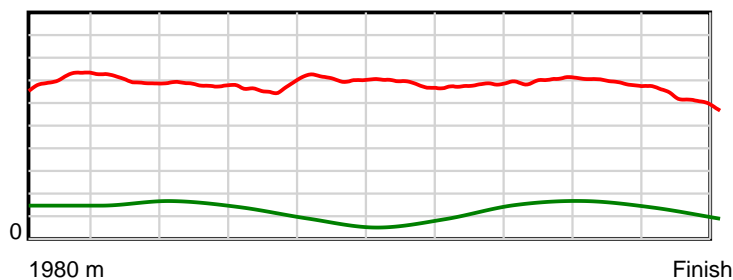
10 m Stride length



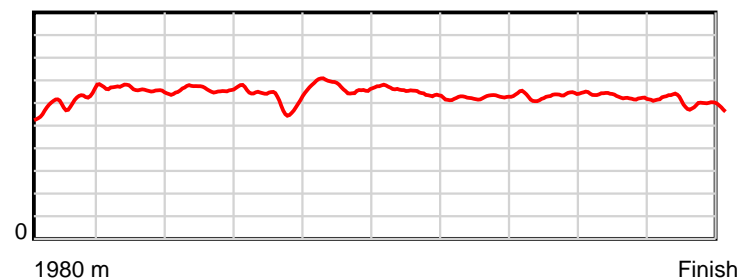
0.6 s Stride duration



20 m/sec Speed



100 % Stride efficiency



Note: Horizontal distance axis grid lines are 200m furlongs.

Disclaimer.

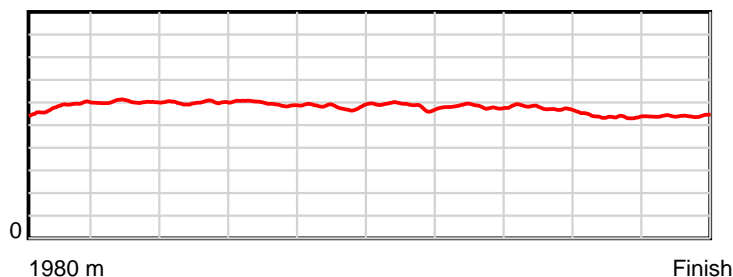
HRNZ and NZMTC and Thoroughbred Ratings Pty Ltd accepts no responsibility for the completeness or accuracy of any of the information contained herein, and makes no representations about its suitability for any particular purpose. Users should make their own judgements about those matters and/or seek independent advice. You assume all risks associated with use of the data provided on this page.

Race Results

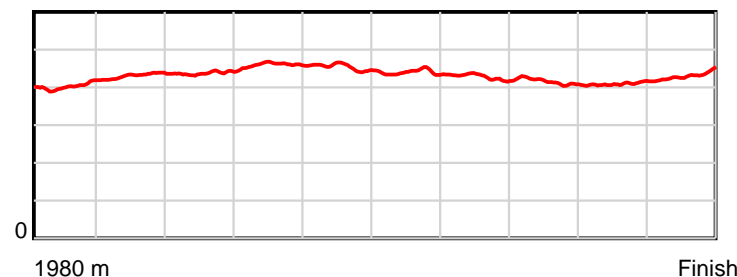
September 29, 2023, Race 11, , Distance 1980m, Addington - Survey 1980m

Result	TAB no.	Horse (Barrier)	1980 to	1800m to	1600m to	1400m to	1200m to	1000m to	800m to	600m to	400m to	200m to	Total or	Margin
11th	1	Baltimore Jill (1)	1800m	1600m	1400m	1200m	1000m	800m	600m	400m	200m	WP	Average	
		Position in running (margin)	-	7(6.2)	7(7.2)	6(6.1)	7(5.9)	8(6.1)	7(5.6)	8(5.6)	9(6.2)	11(11.9)		22.70
		Sectional time (s)	12.76	14.66	14.71	15.51	15.70	15.21	14.71	14.67	15.23	15.93		
		Cumulative time (s)	149.09	136.33	121.67	106.96	91.45	75.75	60.54	45.83	31.16	15.93	2:29.09	
		Speed (m/s)	14.10	13.64	13.60	12.89	12.74	13.15	13.60	13.63	13.13	12.55	13.28	
		Stride length (m)	5.77	5.88	5.94	5.93	5.78	5.78	5.80	5.66	5.37	5.43	5.73	
		Stride duration (s)	0.402	0.431	0.437	0.460	0.454	0.439	0.427	0.415	0.409	0.432	0.431	
		Stride efficiency (%)	52.09	53.95	55.23	54.97	52.13	52.19	52.65	50.07	45.10	46.07	51.27	
		Stride count	31.18	34.04	33.64	33.72	34.63	34.61	34.45	35.33	37.23	36.83	345.66	

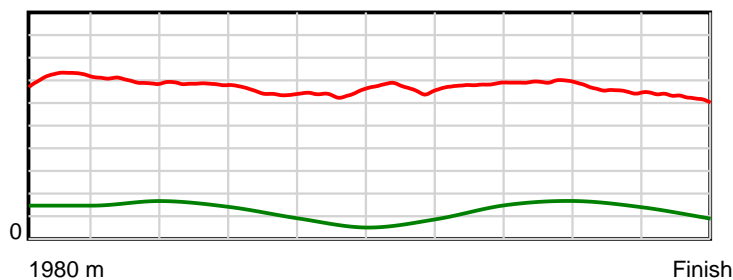
10 m Stride length



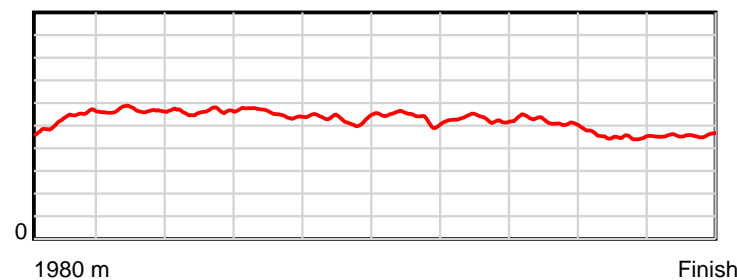
0.6 s Stride duration



20 m/sec Speed



100 % Stride efficiency



Note: Horizontal distance axis grid lines are 200m furlongs.

Disclaimer.

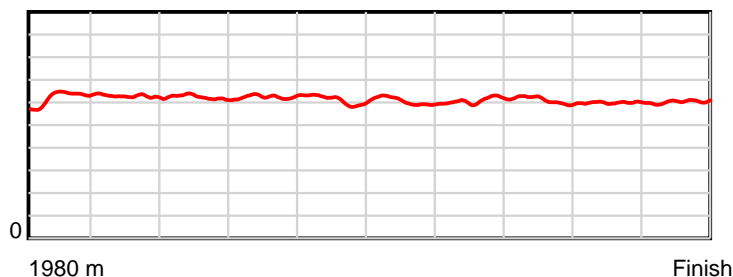
HRNZ and NZMTC and Thoroughbred Ratings Pty Ltd accepts no responsibility for the completeness or accuracy of any of the information contained herein, and makes no representations about its suitability for any particular purpose. Users should make their own judgements about those matters and/or seek independent advice. You assume all risks associated with use of the data provided on this page.

Race Results

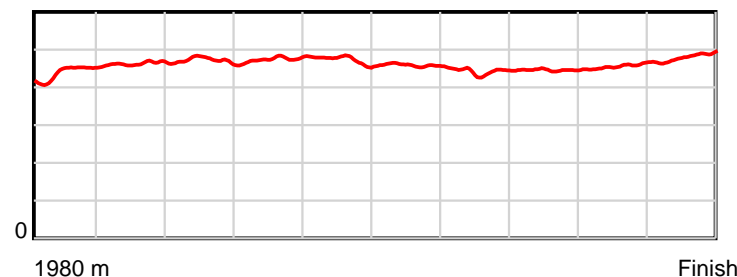
September 29, 2023, Race 11, , Distance 1980m, Addington - Survey 1980m

Result	TAB no.	Horse (Barrier)	1980 to	1800m to	1600m to	1400m to	1200m to	1000m to	800m to	600m to	400m to	200m to	Total or	Margin
12th	3	Ford Rule (3)	1800m	1600m	1400m	1200m	1000m	800m	600m	400m	200m	WP	Average	
		Position in running (margin)	-	9(7.3)	11(12.6)	12(16.1)	12(13.1)	12(11.8)	11(11.1)	12(10.0)	12(10.9)	12(15.4)		26.20
		Sectional time (s)	12.94	15.38	15.47	15.05	15.45	15.18	14.51	14.73	15.04	15.96		
		Cumulative time (s)	149.71	136.77	121.39	105.92	90.87	75.42	60.24	45.73	31.00	15.96	2:29.71	
		Speed (m/s)	13.91	13.00	12.93	13.29	12.94	13.18	13.78	13.58	13.30	12.53	13.23	
		Stride length (m)	6.26	6.02	6.09	6.32	6.11	6.04	6.10	6.05	6.08	6.03	6.11	
		Stride duration (s)	0.441	0.463	0.471	0.475	0.472	0.458	0.442	0.446	0.457	0.481	0.462	
		Stride efficiency (%)	61.31	56.62	57.99	62.38	58.24	56.98	58.15	57.28	57.69	56.86	58.28	
		Stride count	28.74	33.23	32.83	31.65	32.76	33.12	32.79	33.03	32.92	33.16	324.23	

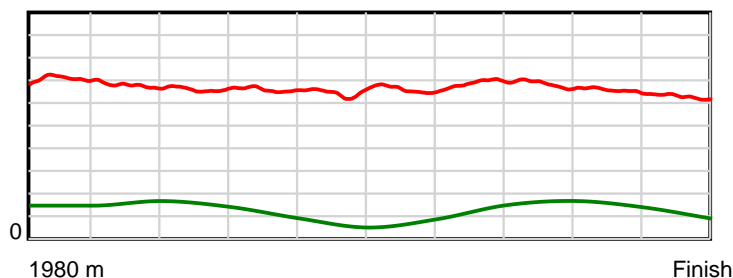
10 m Stride length



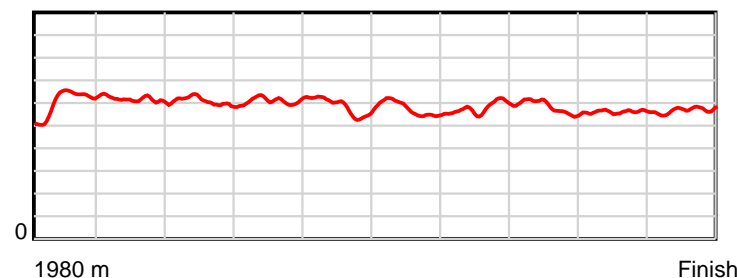
0.6 s Stride duration



20 m/sec Speed



100 % Stride efficiency



Note: Horizontal distance axis grid lines are 200m furlongs.

Disclaimer.

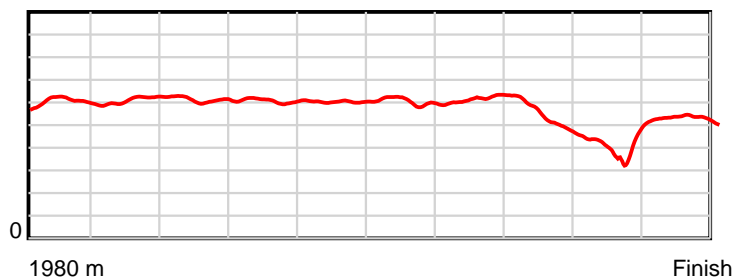
HRNZ and NZMTC and Thoroughbred Ratings Pty Ltd accepts no responsibility for the completeness or accuracy of any of the information contained herein, and makes no representations about its suitability for any particular purpose. Users should make their own judgements about those matters and/or seek independent advice. You assume all risks associated with use of the data provided on this page.

Race Results

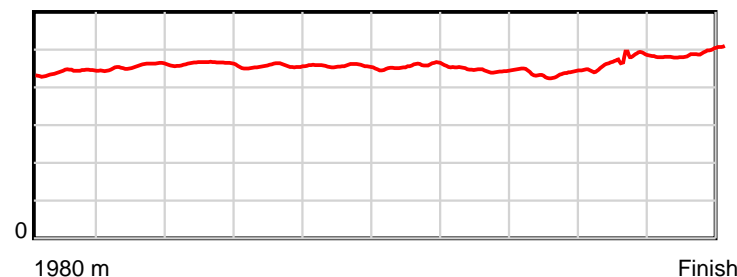
September 29, 2023, Race 11, , Distance 1980m, Addington - Survey 1980m

Result	TAB no.	Horse (Barrier)	1980 to	1800m to	1600m to	1400m to	1200m to	1000m to	800m to	600m to	400m to	200m to	Total or	Margin
13th	4	Flyaway (4)	1800m	1600m	1400m	1200m	1000m	800m	600m	400m	200m	WP	Average	
		Position in running (margin)	-	11(9.7)	13(15.1)	13(17.5)	13(14.6)	13(13.1)	13(13.4)	13(11.5)	13(25.7)	13(78.0)		100.80
		Sectional time (s)	13.22	15.39	15.31	15.04	15.43	15.35	14.38	16.94	23.00	18.70		
		Cumulative time (s)	162.76	149.54	134.15	118.84	103.80	88.37	73.02	58.64	41.70	18.70	2:42.76	
		Speed (m/s)	13.61	13.00	13.06	13.30	12.96	13.03	13.91	11.81	8.70	10.70	12.16	
		Stride length (m)	6.08	5.92	6.05	6.07	5.91	5.95	6.20	5.17	4.07	5.26	5.58	
		Stride duration (s)	0.441	0.455	0.463	0.456	0.456	0.457	0.446	0.438	0.468	0.492	0.458	
		Stride efficiency (%)	57.72	54.73	57.14	57.52	54.62	55.31	60.13	41.72	25.85	43.25	48.60	
		Stride count	29.62	33.79	33.07	32.97	33.83	33.62	32.24	38.71	49.17	38.02	355.04	

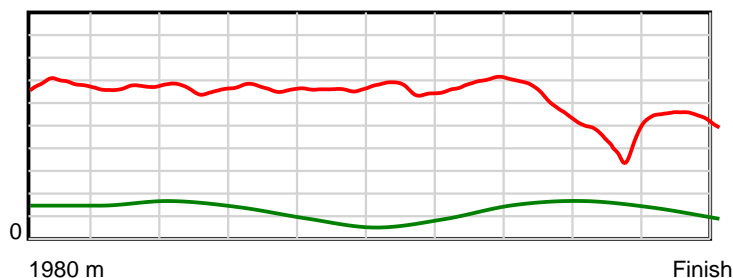
10 m Stride length



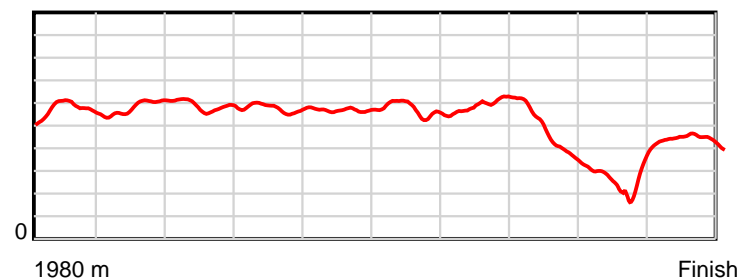
0.6 s Stride duration



20 m/sec Speed



100 % Stride efficiency



Note: Horizontal distance axis grid lines are 200m furlongs.

Disclaimer.

HRNZ and NZMTC and Thoroughbred Ratings Pty Ltd accepts no responsibility for the completeness or accuracy of any of the information contained herein, and makes no representations about its suitability for any particular purpose. Users should make their own judgements about those matters and/or seek independent advice. You assume all risks associated with use of the data provided on this page.