



Race Results

NZ Metropolitan Trotting Club Inc, HRNZ, October 13, 2023

Compilation date: October 13, 2023, 8:32:17 PM (NZDT)

Copyright © 2023 HRNZ and NZMTC. All rights reserved.

Trademarks.

StrideMASTER is a registered trademark of Thoroughbred Ratings Pty Ltd.

Disclaimer.

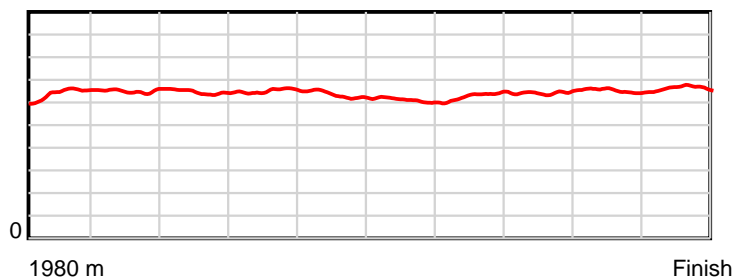
HRNZ and NZMTC and Thoroughbred Ratings Pty Ltd accepts no responsibility for the completeness or accuracy of any of the information contained herein, and makes no representations about its suitability for any particular purpose. Users should make their own judgements about those matters and/or seek independent advice. You assume all risks associated with use of the data provided on this page.

Race Results

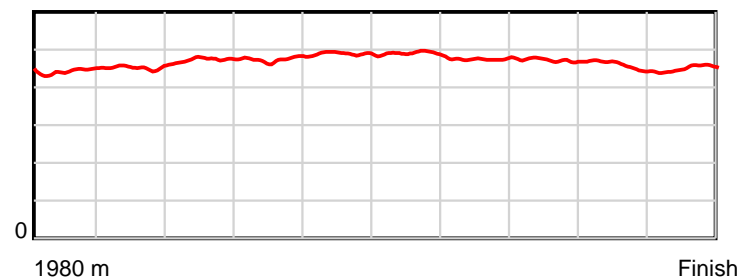
October 13, 2023, Race 7, NZB STANDARD BRED HARNESS MILLION No4 2YO FILLIES MOBILE PACE, Distance 1980m, Addington - Survey 1980m

Result	TAB no.	Horse (Barrier)	1980 to	1800m to	1600m to	1400m to	1200m to	1000m to	800m to	600m to	400m to	200m to	Total or	Margin
1st	7	Coastal Babe (7)	1800m	1600m	1400m	1200m	1000m	800m	600m	400m	200m	WP	Average	
		Position in running (margin)	-	3(1.0)	1(0.0)	1(0.0)	1(0.0)	1(0.0)	1(0.0)	1(0.0)	1(0.0)	1(0.0)		0.00
		Sectional time (s)	12.34	14.22	14.94	14.47	15.47	15.86	14.94	14.74	14.13	13.40		
		Cumulative time (s)	144.51	132.17	117.95	103.01	88.54	73.07	57.21	42.27	27.53	13.40	2:24.51	
		Speed (m/s)	14.58	14.06	13.39	13.82	12.93	12.61	13.39	13.57	14.15	14.93	13.70	
		Stride length (m)	6.45	6.37	6.34	6.56	6.32	6.19	6.35	6.39	6.48	6.72	6.41	
		Stride duration (s)	0.442	0.453	0.474	0.474	0.489	0.491	0.475	0.471	0.458	0.451	0.468	
		Stride efficiency (%)	65.05	63.40	62.80	67.20	62.42	59.82	63.07	63.84	65.59	70.64	64.29	
		Stride count	27.90	31.40	31.55	30.50	31.64	32.32	31.48	31.29	30.87	29.75	308.70	

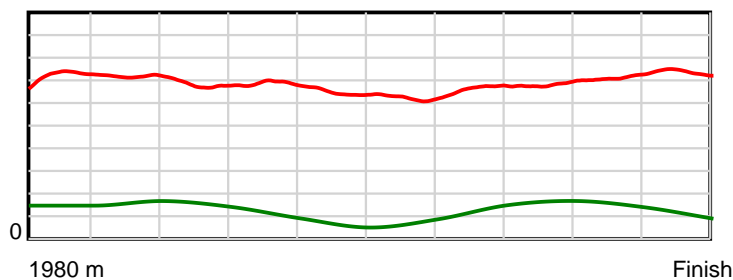
10 m Stride length



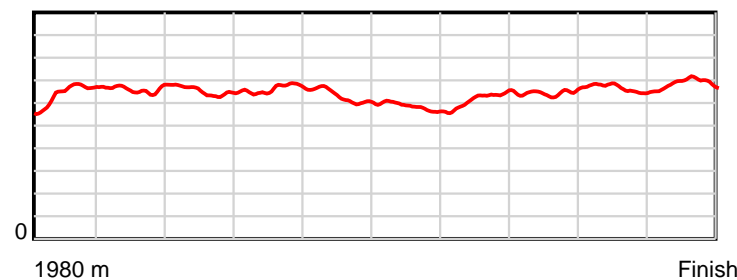
0.6 s Stride duration



20 m/sec Speed



100 % Stride efficiency



Note: Horizontal distance axis grid lines are 200m furlongs.

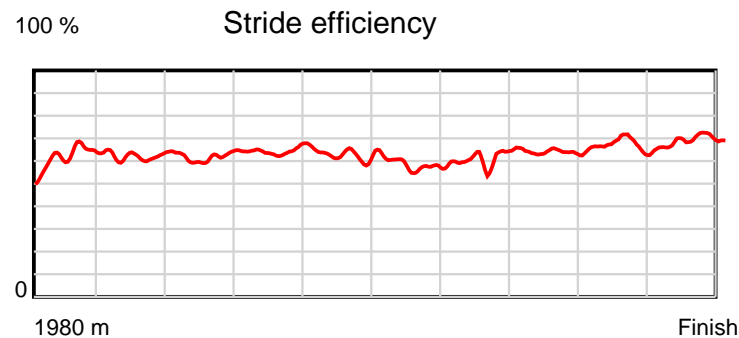
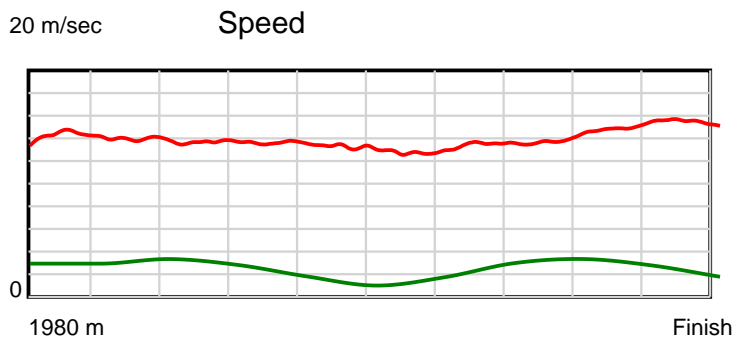
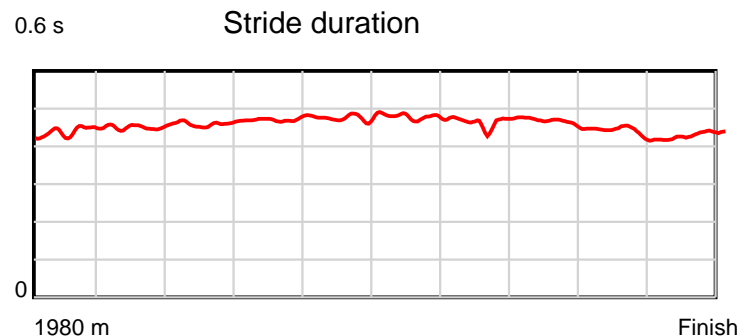
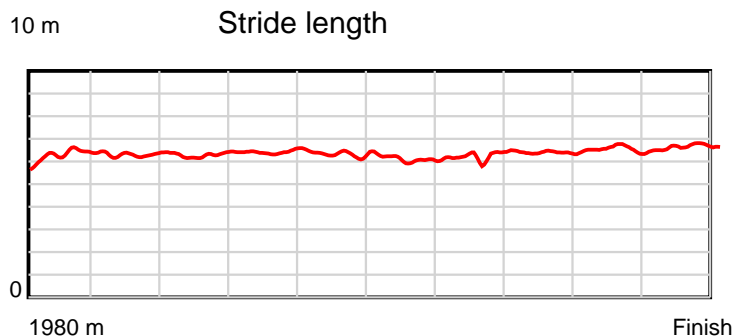
Disclaimer.

HRNZ and NZMTC and Thoroughbred Ratings Pty Ltd accepts no responsibility for the completeness or accuracy of any of the information contained herein, and makes no representations about its suitability for any particular purpose. Users should make their own judgements about those matters and/or seek independent advice. You assume all risks associated with use of the data provided on this page.

Race Results

October 13, 2023, Race 7, NZB STANDARDBRED HARNESS MILLION No4 2YO FILLIES MOBILE PACE, Distance 1980m, Addington - Survey 1980m

Result	TAB no.	Horse (Barrier)	1980 to	1800m to	1600m to	1400m to	1200m to	1000m to	800m to	600m to	400m to	200m to	Total or	Margin
2nd	10	Ultimate Racy ... (10)	1800m	1600m	1400m	1200m	1000m	800m	600m	400m	200m	WP	Average	
		Position in running (margin)	-	8(4.1)	7(5.4)	7(5.8)	7(7.1)	7(6.0)	6(5.0)	6(4.4)	7(5.3)	5(4.0)		0.05
		Sectional time (s)	12.62	14.59	15.01	14.68	15.30	15.69	14.82	14.91	13.91	13.03		
		Cumulative time (s)	144.56	131.94	117.35	102.34	87.66	72.36	56.67	41.85	26.94	13.03	2:24.56	
		Speed (m/s)	14.26	13.71	13.32	13.62	13.07	12.75	13.50	13.41	14.38	15.35	13.70	
		Stride length (m)	6.35	6.19	6.12	6.43	6.23	6.09	6.25	6.23	6.28	6.61	6.27	
		Stride duration (s)	0.441	0.451	0.460	0.472	0.476	0.478	0.464	0.465	0.437	0.431	0.458	
		Stride efficiency (%)	63.07	59.78	58.57	64.61	60.59	57.90	61.14	60.73	61.55	68.34	61.51	
		Stride count	28.33	32.34	32.67	31.10	32.12	32.86	31.97	32.08	31.87	30.24	315.58	



Note: Horizontal distance axis grid lines are 200m furlongs.

Disclaimer.

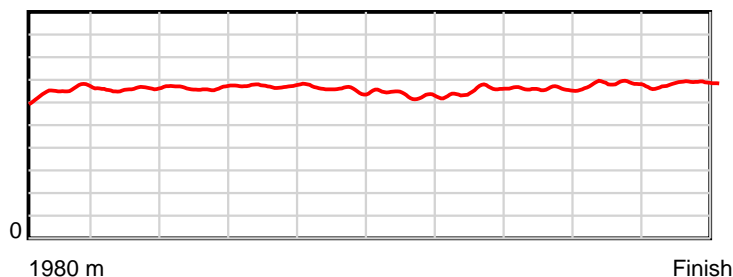
HRNZ and NZMTC and Thoroughbred Ratings Pty Ltd accepts no responsibility for the completeness or accuracy of any of the information contained herein, and makes no representations about its suitability for any particular purpose. Users should make their own judgements about those matters and/or seek independent advice. You assume all risks associated with use of the data provided on this page.

Race Results

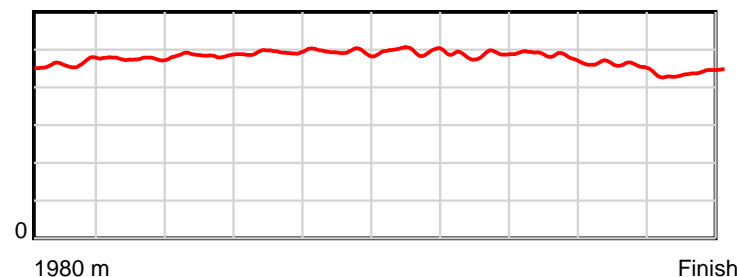
October 13, 2023, Race 7, NZB STANDARDBRED HARNESS MILLION No4 2YO FILLIES MOBILE PACE, Distance 1980m, Addington - Survey 1980m

Result	TAB no.	Horse (Barrier)	1980 to	1800m to	1600m to	1400m to	1200m to	1000m to	800m to	600m to	400m to	200m to	Total or	Margin
3rd	11	Melody Banner (11)	1800m	1600m	1400m	1200m	1000m	800m	600m	400m	200m	WP	Average	
		Position in running (margin)	-	9(5.4)	9(7.8)	9(7.7)	9(8.5)	9(7.7)	9(7.4)	8(6.3)	9(7.3)	8(5.6)		0.90
		Sectional time (s)	13.01	14.77	14.93	14.61	15.34	15.80	14.76	14.92	13.85	12.68		
		Cumulative time (s)	144.67	131.66	116.89	101.96	87.35	72.01	56.21	41.45	26.53	12.68	2:24.67	
		Speed (m/s)	13.83	13.54	13.40	13.69	13.04	12.66	13.55	13.40	14.44	15.77	13.69	
		Stride length (m)	6.61	6.44	6.51	6.75	6.44	6.28	6.61	6.46	6.57	6.92	6.55	
		Stride duration (s)	0.463	0.476	0.486	0.493	0.494	0.496	0.487	0.482	0.455	0.439	0.479	
		Stride efficiency (%)	68.21	64.89	66.14	71.22	64.86	61.63	68.18	65.21	67.51	74.84	67.12	
		Stride count	27.24	31.04	30.74	29.63	31.04	31.85	30.28	30.96	30.43	28.90	302.11	

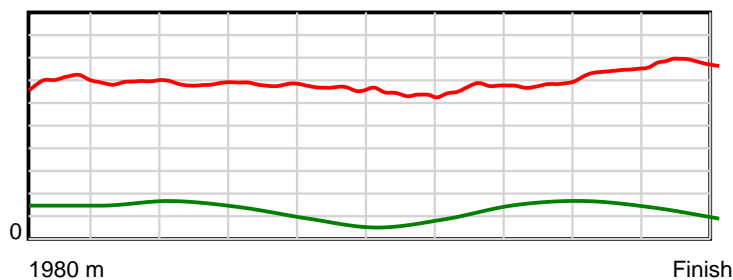
10 m Stride length



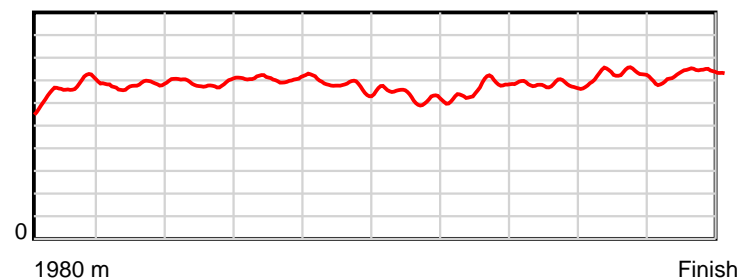
0.6 s Stride duration



20 m/sec Speed



100 % Stride efficiency



Note: Horizontal distance axis grid lines are 200m furlongs.

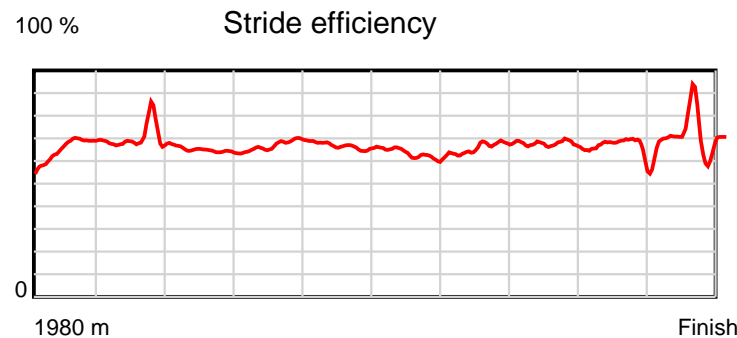
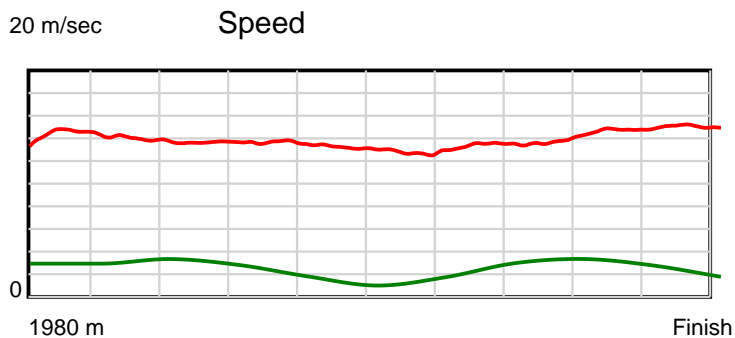
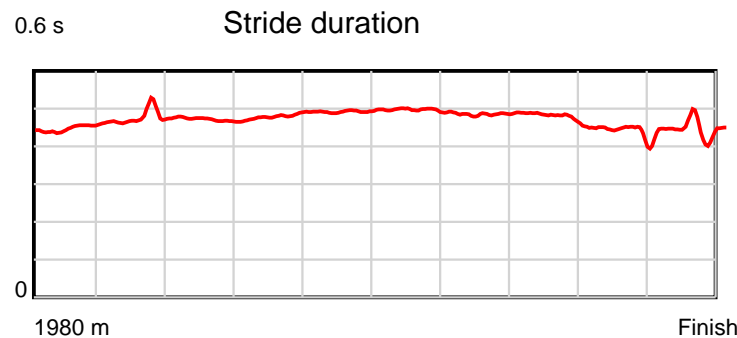
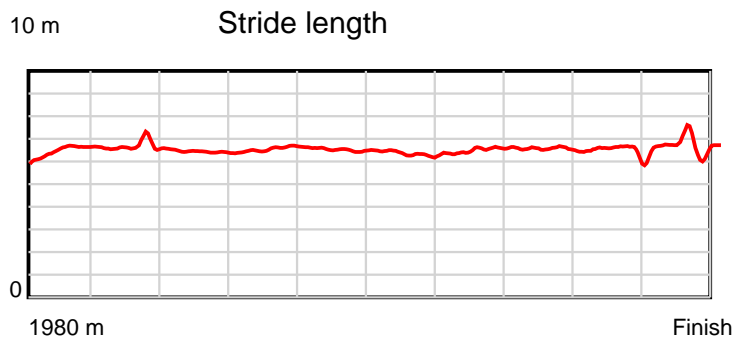
Disclaimer.

HRNZ and NZMTC and Thoroughbred Ratings Pty Ltd accepts no responsibility for the completeness or accuracy of any of the information contained herein, and makes no representations about its suitability for any particular purpose. Users should make their own judgements about those matters and/or seek independent advice. You assume all risks associated with use of the data provided on this page.

Race Results

October 13, 2023, Race 7, NZB STANDARD BRED HARNESS MILLION No4 2YO FILLIES MOBILE PACE, Distance 1980m, Addington - Survey 1980m

Result	TAB no.	Horse (Barrier)	1980 to	1800m to	1600m to	1400m to	1200m to	1000m to	800m to	600m to	400m to	200m to	Total or	Margin
4th	2	Kiss (2)	1800m	1600m	1400m	1200m	1000m	800m	600m	400m	200m	WP	Average	
		Position in running (margin)	-	4(1.8)	5(3.8)	5(4.1)	5(4.9)	5(4.0)	4(3.0)	4(2.6)	4(3.4)	4(3.0)		1.10
		Sectional time (s)	12.28	14.71	14.98	14.61	15.31	15.70	14.86	14.87	14.07	13.32		
		Cumulative time (s)	144.71	132.43	117.72	102.74	88.13	72.82	57.12	42.26	27.39	13.32	2:24.71	
		Speed (m/s)	14.65	13.60	13.35	13.69	13.06	12.74	13.46	13.45	14.21	15.02	13.68	
		Stride length (m)	6.49	6.43	6.29	6.57	6.43	6.32	6.53	6.41	6.23	6.65	6.43	
		Stride duration (s)	0.447	0.473	0.471	0.480	0.492	0.496	0.485	0.477	0.438	0.443	0.470	
		Stride efficiency (%)	65.73	64.71	61.85	67.50	64.65	62.40	66.57	64.17	60.56	69.06	64.64	
		Stride count	27.75	31.08	31.79	30.43	31.09	31.65	30.64	31.21	32.13	30.08	307.85	



Note: Horizontal distance axis grid lines are 200m furlongs.

Disclaimer.

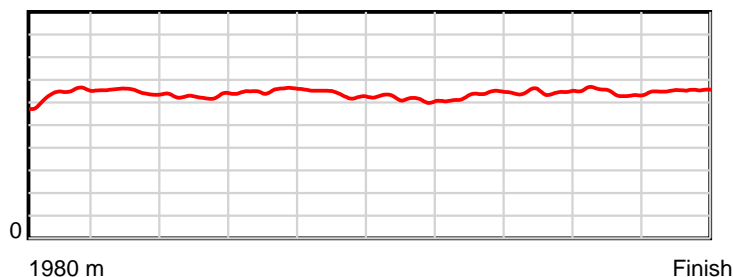
HRNZ and NZMTC and Thoroughbred Ratings Pty Ltd accepts no responsibility for the completeness or accuracy of any of the information contained herein, and makes no representations about its suitability for any particular purpose. Users should make their own judgements about those matters and/or seek independent advice. You assume all risks associated with use of the data provided on this page.

Race Results

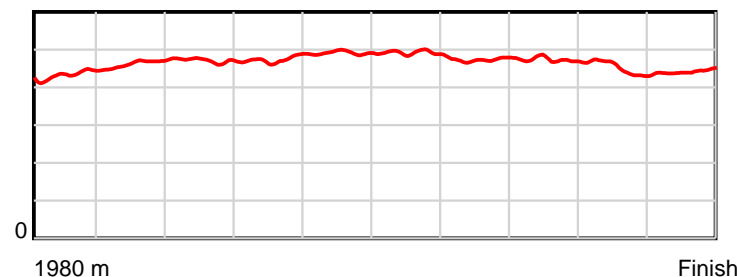
October 13, 2023, Race 7, NZB STANDARDBRED HARNESS MILLION No4 2YO FILLIES MOBILE PACE, Distance 1980m, Addington - Survey 1980m

Result	TAB no.	Horse (Barrier)	1980 to	1800m to	1600m to	1400m to	1200m to	1000m to	800m to	600m to	400m to	200m to	Total or	Margin
5th	6	Waterfront (6)	1800m	1600m	1400m	1200m	1000m	800m	600m	400m	200m	WP	Average	
		Position in running (margin)	-	2(0.4)	2(0.6)	2(1.7)	2(2.1)	2(1.7)	3(1.8)	3(1.8)	3(1.7)	2(1.6)		1.50
		Sectional time (s)	11.98	14.42	15.13	14.54	15.40	15.88	14.94	14.72	14.12	13.65		
		Cumulative time (s)	144.78	132.80	118.38	103.25	88.71	73.31	57.43	42.49	27.77	13.65	2:24.78	
		Speed (m/s)	15.02	13.87	13.22	13.76	12.99	12.59	13.39	13.59	14.16	14.65	13.68	
		Stride length (m)	6.41	6.42	6.23	6.53	6.38	6.20	6.34	6.42	6.38	6.48	6.38	
		Stride duration (s)	0.434	0.463	0.471	0.475	0.491	0.492	0.473	0.473	0.450	0.443	0.466	
		Stride efficiency (%)	64.19	64.43	60.71	66.57	63.51	60.04	62.78	64.43	63.54	65.71	63.54	
		Stride count	28.08	31.15	32.09	30.64	31.37	32.27	31.55	31.15	31.37	30.84	310.51	

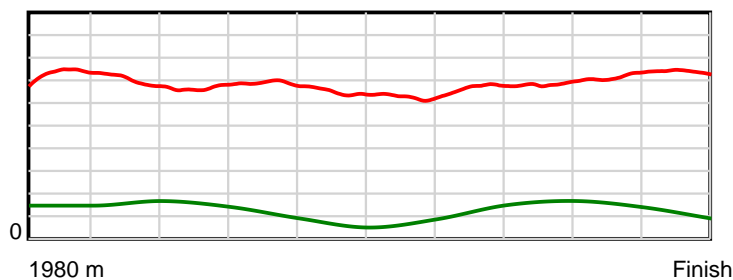
10 m Stride length



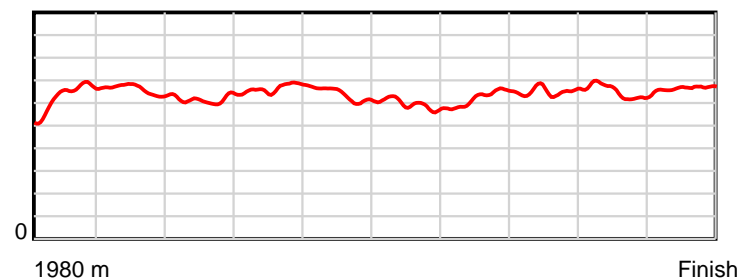
0.6 s Stride duration



20 m/sec Speed



100 % Stride efficiency



Note: Horizontal distance axis grid lines are 200m furlongs.

Disclaimer.

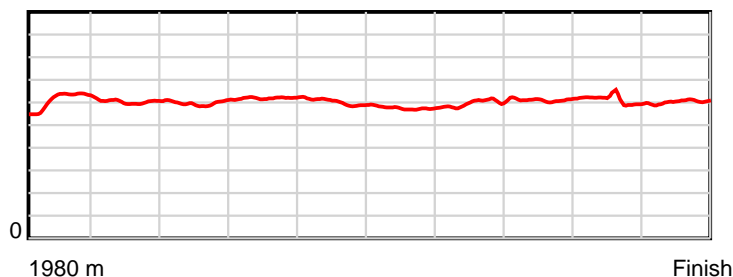
HRNZ and NZMTC and Thoroughbred Ratings Pty Ltd accepts no responsibility for the completeness or accuracy of any of the information contained herein, and makes no representations about its suitability for any particular purpose. Users should make their own judgements about those matters and/or seek independent advice. You assume all risks associated with use of the data provided on this page.

Race Results

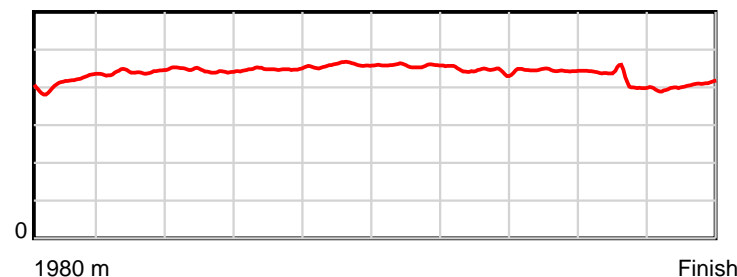
October 13, 2023, Race 7, NZB STANDARD BRED HARNESS MILLION No4 2YO FILLIES MOBILE PACE, Distance 1980m, Addington - Survey 1980m

Result	TAB no.	Horse (Barrier)	1980 to	1800m to	1600m to	1400m to	1200m to	1000m to	800m to	600m to	400m to	200m to	Total or	Margin
6th	5	Madrid (5)	1800m	1600m	1400m	1200m	1000m	800m	600m	400m	200m	WP	Average	
		Position in running (margin)	-	1(0.0)	3(2.4)	4(3.6)	4(4.2)	4(3.8)	5(3.7)	5(3.6)	5(3.7)	3(2.8)		1.80
		Sectional time (s)	12.10	14.77	15.15	14.57	15.40	15.85	14.92	14.76	13.98	13.33		
		Cumulative time (s)	144.83	132.73	117.96	102.81	88.24	72.84	56.99	42.07	27.31	13.33	2:24.83	
		Speed (m/s)	14.87	13.54	13.20	13.73	12.99	12.62	13.40	13.55	14.31	15.00	13.67	
		Stride length (m)	6.14	5.96	5.88	6.16	5.96	5.77	5.96	6.04	6.05	6.07	6.00	
		Stride duration (s)	0.414	0.440	0.445	0.449	0.459	0.457	0.445	0.445	0.423	0.404	0.439	
		Stride efficiency (%)	58.88	55.50	54.01	59.35	55.47	52.09	55.60	56.98	57.14	57.50	56.17	
		Stride count	29.32	33.56	34.02	32.45	33.57	34.64	33.53	33.12	33.07	32.97	330.25	

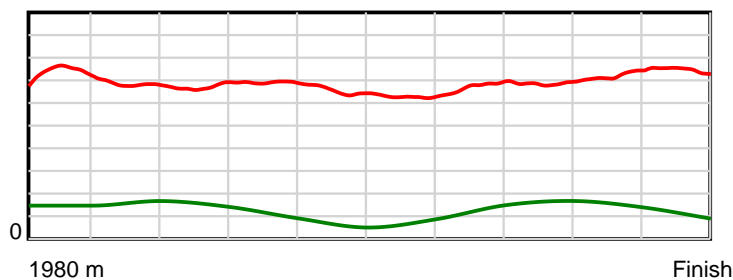
10 m Stride length



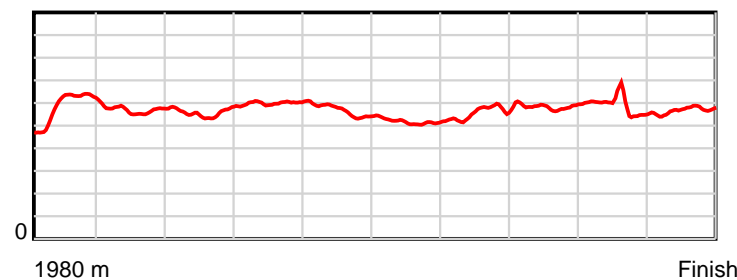
0.6 s Stride duration



20 m/sec Speed



100 % Stride efficiency



Note: Horizontal distance axis grid lines are 200m furlongs.

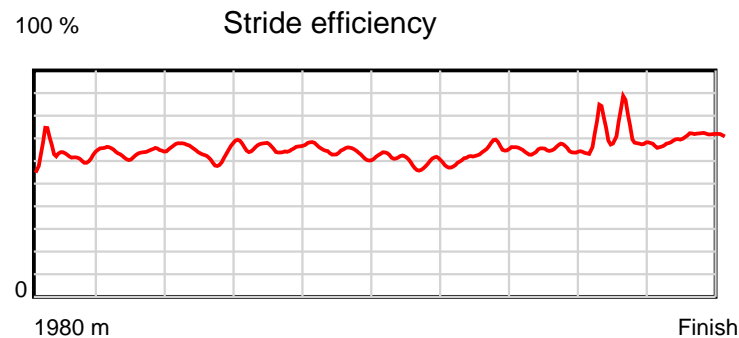
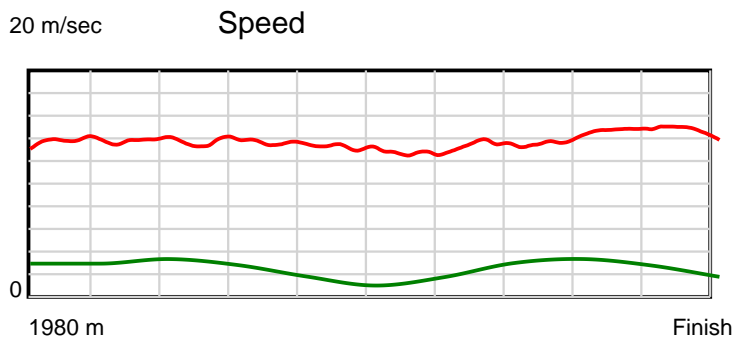
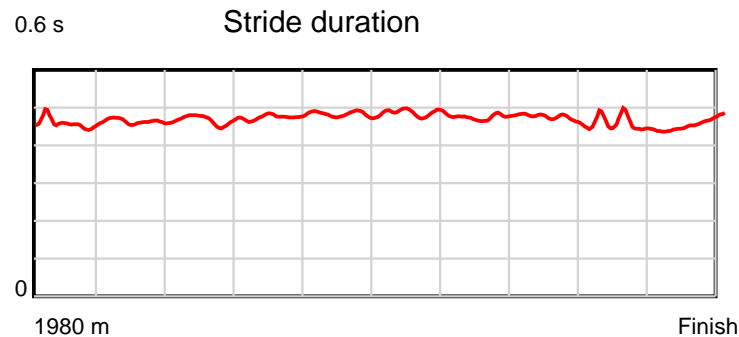
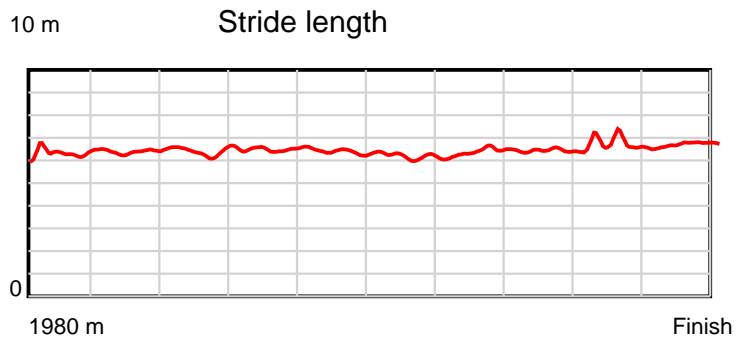
Disclaimer.

HRNZ and NZMTC and Thoroughbred Ratings Pty Ltd accepts no responsibility for the completeness or accuracy of any of the information contained herein, and makes no representations about its suitability for any particular purpose. Users should make their own judgements about those matters and/or seek independent advice. You assume all risks associated with use of the data provided on this page.

Race Results

October 13, 2023, Race 7, NZB STANDARD BRED HARNESS MILLION No4 2YO FILLIES MOBILE PACE, Distance 1980m, Addington - Survey 1980m

Result	TAB no.	Horse (Barrier)	1980 to	1800m to	1600m to	1400m to	1200m to	1000m to	800m to	600m to	400m to	200m to	Total or	Margin
7th	12	Always B You (12)	1800m	1600m	1400m	1200m	1000m	800m	600m	400m	200m	WP	Average	
		Position in running (margin)	-	12(7.3)	10(9.9)	10(10.1)	11(10.8)	11(10.0)	10(9.0)	10(7.8)	10(9.0)	9(7.1)		7.00
		Sectional time (s)	13.13	14.81	14.98	14.57	15.34	15.70	14.75	14.94	13.82	13.69		
		Cumulative time (s)	145.73	132.60	117.79	102.81	88.24	72.90	57.20	42.45	27.51	13.69	2:25.73	
		Speed (m/s)	13.70	13.50	13.35	13.73	13.04	12.74	13.56	13.39	14.47	14.61	13.59	
		Stride length (m)	6.38	6.26	6.25	6.53	6.28	6.20	6.44	6.30	6.54	6.71	6.39	
		Stride duration (s)	0.456	0.463	0.468	0.476	0.482	0.487	0.475	0.471	0.452	0.460	0.470	
		Stride efficiency (%)	63.60	61.25	61.02	66.55	61.67	60.09	64.85	62.02	66.94	70.43	63.72	
		Stride count	28.22	31.94	32.01	30.65	31.84	32.25	31.05	31.75	30.56	29.79	310.06	



Note: Horizontal distance axis grid lines are 200m furlongs.

Disclaimer.

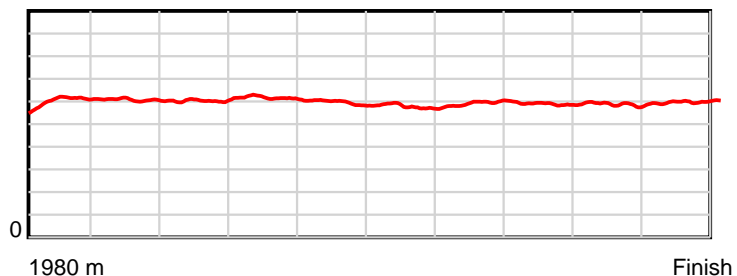
HRNZ and NZMTC and Thoroughbred Ratings Pty Ltd accepts no responsibility for the completeness or accuracy of any of the information contained herein, and makes no representations about its suitability for any particular purpose. Users should make their own judgements about those matters and/or seek independent advice. You assume all risks associated with use of the data provided on this page.

Race Results

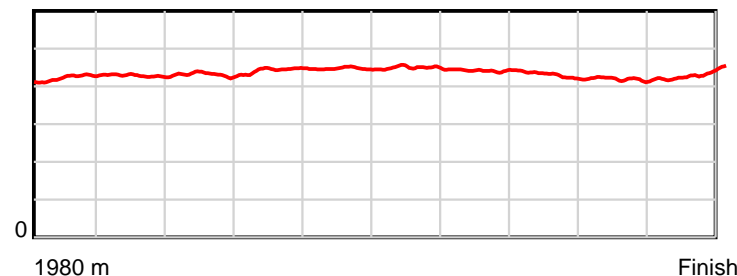
October 13, 2023, Race 7, NZB STANDARD BRED HARNESS MILLION No4 2YO FILLIES MOBILE PACE, Distance 1980m, Addington - Survey 1980m

Result	TAB no.	Horse (Barrier)	1980 to	1800m to	1600m to	1400m to	1200m to	1000m to	800m to	600m to	400m to	200m to	Total or	Margin
8th	3	Follow Your Dr... (3)	1800m	1600m	1400m	1200m	1000m	800m	600m	400m	200m	WP	Average	
		Position in running (margin)	-	6(2.4)	4(3.5)	3(3.3)	3(2.9)	3(2.3)	2(1.1)	2(0.9)	2(1.6)	6(4.8)		9.60
		Sectional time (s)	12.47	14.56	14.91	14.41	15.36	15.66	14.91	14.85	14.67	14.39		
		Cumulative time (s)	146.19	133.72	119.16	104.25	89.84	74.48	58.82	43.91	29.06	14.39	2:26.19	
		Speed (m/s)	14.43	13.74	13.41	13.88	13.02	12.77	13.41	13.47	13.63	13.90	13.54	
		Stride length (m)	6.08	5.89	5.78	6.16	5.82	5.74	5.93	5.77	5.72	6.01	5.88	
		Stride duration (s)	0.423	0.428	0.431	0.444	0.447	0.450	0.442	0.428	0.419	0.432	0.434	
		Stride efficiency (%)	57.80	54.13	52.29	59.33	52.89	51.49	54.89	52.02	51.07	56.42	54.10	
		Stride count	29.60	33.98	34.57	32.46	34.38	34.84	33.75	34.66	34.98	33.29	336.51	

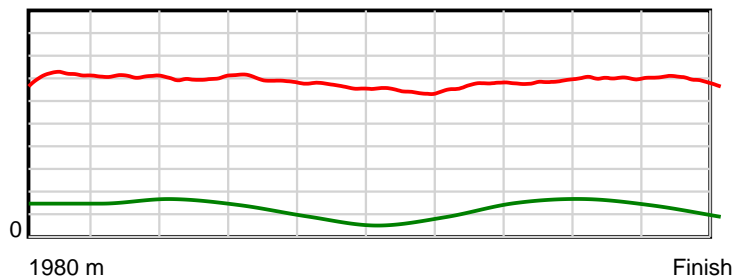
10 m Stride length



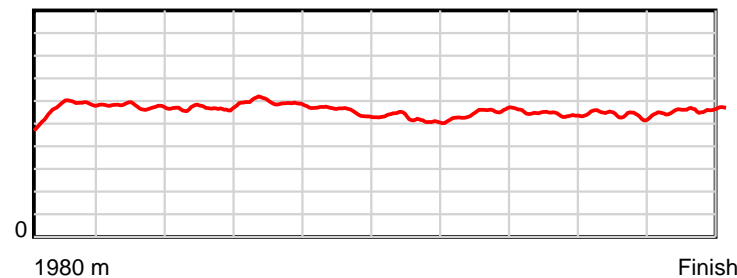
0.6 s Stride duration



20 m/sec Speed



100 % Stride efficiency



Note: Horizontal distance axis grid lines are 200m furlongs.

Disclaimer.

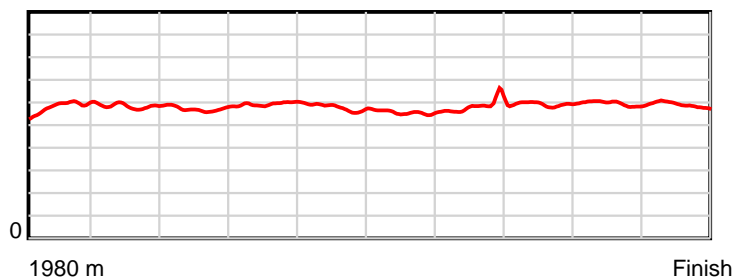
HRNZ and NZMTC and Thoroughbred Ratings Pty Ltd accepts no responsibility for the completeness or accuracy of any of the information contained herein, and makes no representations about its suitability for any particular purpose. Users should make their own judgements about those matters and/or seek independent advice. You assume all risks associated with use of the data provided on this page.

Race Results

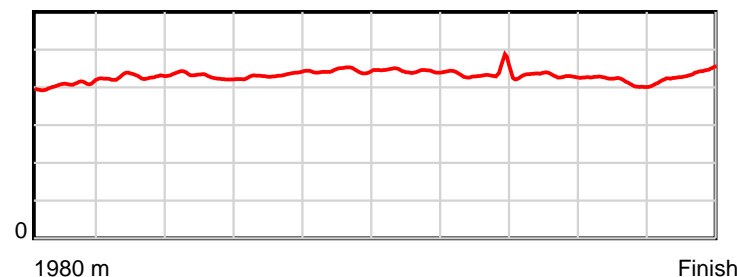
October 13, 2023, Race 7, NZB STANDARD BRED HARNESS MILLION No4 2YO FILLIES MOBILE PACE, Distance 1980m, Addington - Survey 1980m

Result	TAB no.	Horse (Barrier)	1980 to	1800m to	1600m to	1400m to	1200m to	1000m to	800m to	600m to	400m to	200m to	Total or	Margin
9th	1	Sofia Rose (1)	1800m	1600m	1400m	1200m	1000m	800m	600m	400m	200m	WP	Average	
		Position in running (margin)	-	5(2.1)	6(4.0)	6(5.4)	6(5.9)	6(5.3)	7(5.4)	7(5.5)	6(5.1)	7(5.4)		12.50
		Sectional time (s)	12.22	14.71	15.18	14.55	15.37	15.87	14.95	14.68	14.19	14.98		
		Cumulative time (s)	146.70	134.48	119.77	104.59	90.04	74.67	58.80	43.85	29.17	14.98	2:26.70	
		Speed (m/s)	14.72	13.60	13.18	13.75	13.01	12.60	13.38	13.62	14.09	13.35	13.50	
		Stride length (m)	5.91	5.81	5.67	5.94	5.78	5.59	5.83	5.87	5.86	5.81	5.80	
		Stride duration (s)	0.408	0.428	0.430	0.432	0.444	0.444	0.436	0.431	0.416	0.435	0.430	
		Stride efficiency (%)	54.50	52.84	50.20	55.21	52.18	48.83	53.16	53.85	53.71	52.79	52.66	
		Stride count	30.48	34.40	35.29	33.65	34.61	35.78	34.29	34.07	34.11	34.41	341.09	

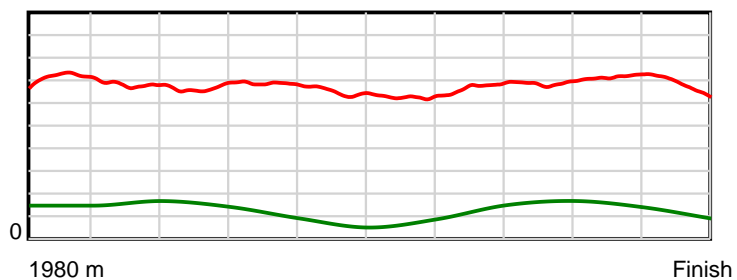
10 m Stride length



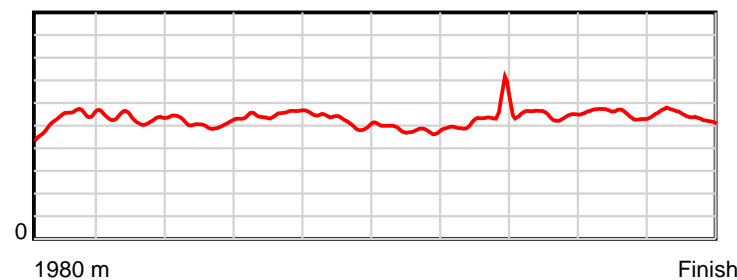
0.6 s Stride duration



20 m/sec Speed



100 % Stride efficiency



Note: Horizontal distance axis grid lines are 200m furlongs.

Disclaimer.

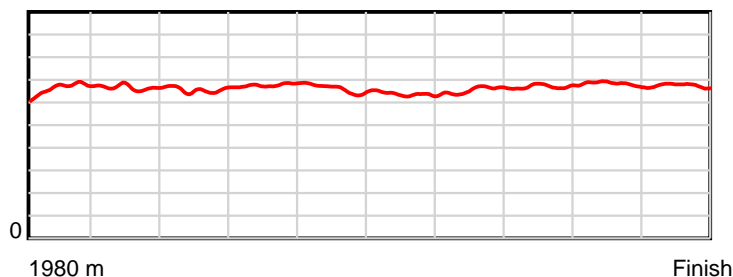
HRNZ and NZMTC and Thoroughbred Ratings Pty Ltd accepts no responsibility for the completeness or accuracy of any of the information contained herein, and makes no representations about its suitability for any particular purpose. Users should make their own judgements about those matters and/or seek independent advice. You assume all risks associated with use of the data provided on this page.

Race Results

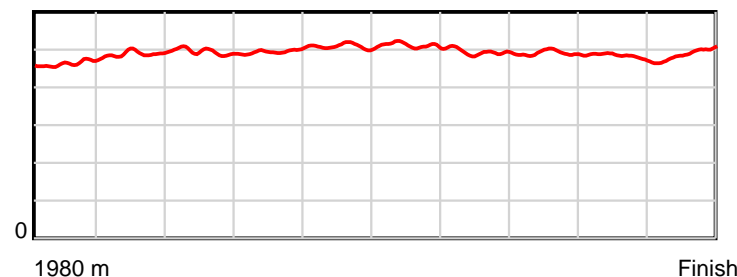
October 13, 2023, Race 7, NZB STANDARD BRED HARNESS MILLION No4 2YO FILLIES MOBILE PACE, Distance 1980m, Addington - Survey 1980m

Result	TAB no.	Horse (Barrier)	1980 to	1800m to	1600m to	1400m to	1200m to	1000m to	800m to	600m to	400m to	200m to	Total or	Margin
10th	9	Le Twist (9)	1800m	1600m	1400m	1200m	1000m	800m	600m	400m	200m	WP	Average	
		Position in running (margin)	-	7(3.8)	8(5.8)	8(7.2)	8(7.6)	8(7.3)	8(7.2)	9(7.3)	8(6.9)	10(7.4)		12.90
		Sectional time (s)	12.68	14.73	15.17	14.53	15.43	15.83	14.95	14.67	14.23	14.55		
		Cumulative time (s)	146.77	134.09	119.36	104.19	89.66	74.23	58.40	43.45	28.78	14.55	2:26.77	
		Speed (m/s)	14.19	13.58	13.18	13.76	12.96	12.63	13.38	13.63	14.05	13.75	13.49	
		Stride length (m)	6.73	6.64	6.53	6.82	6.59	6.46	6.60	6.68	6.78	6.74	6.65	
		Stride duration (s)	0.464	0.489	0.495	0.496	0.508	0.511	0.493	0.490	0.482	0.491	0.493	
		Stride efficiency (%)	70.71	68.93	66.53	72.66	67.86	65.22	68.03	69.72	71.80	71.06	69.18	
		Stride count	26.76	30.11	30.65	29.33	30.35	30.96	30.31	29.94	29.51	29.66	297.58	

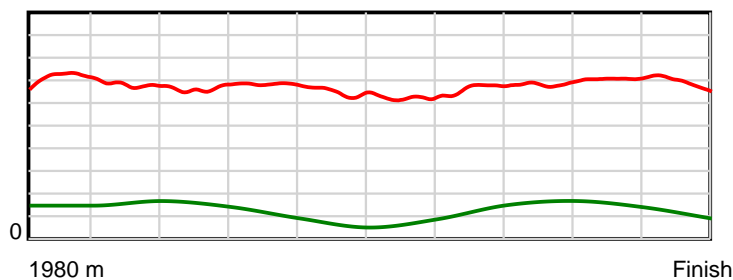
10 m Stride length



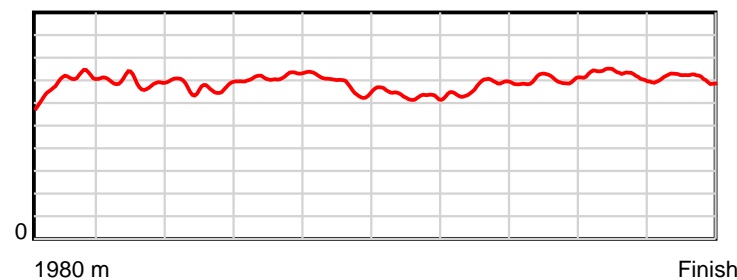
0.6 s Stride duration



20 m/sec Speed



100 % Stride efficiency



Note: Horizontal distance axis grid lines are 200m furlongs.

Disclaimer.

HRNZ and NZMTC and Thoroughbred Ratings Pty Ltd accepts no responsibility for the completeness or accuracy of any of the information contained herein, and makes no representations about its suitability for any particular purpose. Users should make their own judgements about those matters and/or seek independent advice. You assume all risks associated with use of the data provided on this page.

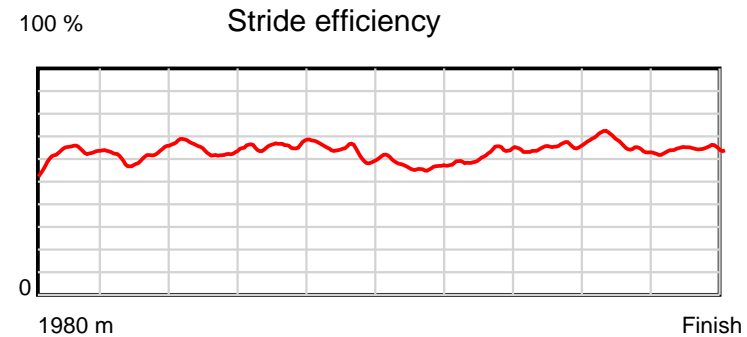
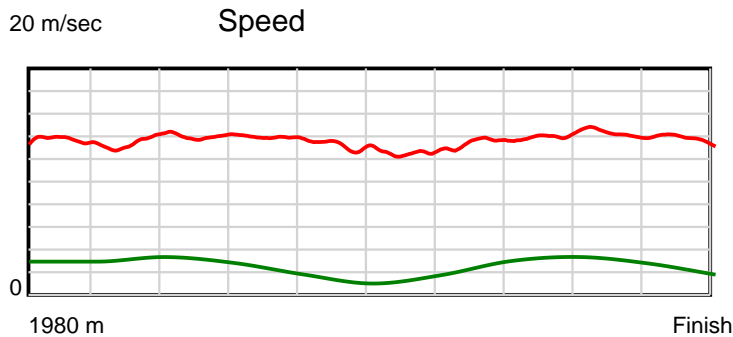
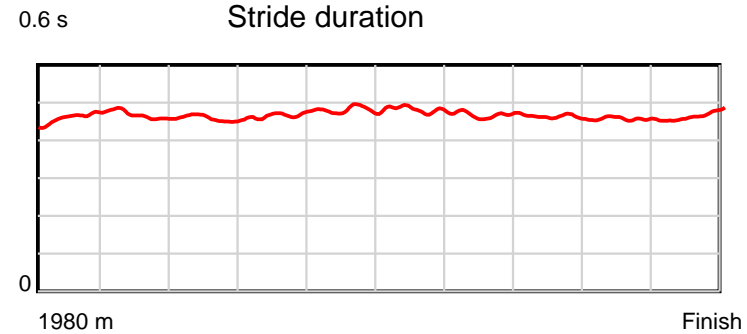
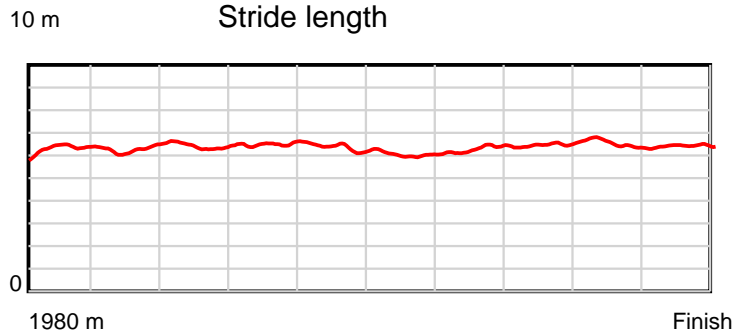


Race Results



October 13, 2023, Race 7, NZB STANDARD BRED HARNESS MILLION No4 2YO FILLIES MOBILE PACE, Distance 1980m, Addington - Survey 1980m

Result	TAB no.	Horse (Barrier)	1980 to	1800m to	1600m to	1400m to	1200m to	1000m to	800m to	600m to	400m to	200m to	Total or	Margin
11th	4	Okiwi Bay (4)	1800m	1600m	1400m	1200m	1000m	800m	600m	400m	200m	WP	Average	
		Position in running (margin)	-	10(7.0)	11(13.9)	11(11.2)	10(10.6)	10(9.8)	11(9.3)	11(9.7)	11(9.8)	11(11.2)		16.40
		Sectional time (s)	13.10	15.54	14.48	14.37	15.34	15.78	14.99	14.77	14.35	14.65		
		Cumulative time (s)	147.37	134.27	118.73	104.25	89.88	74.54	58.76	43.77	29.00	14.65	2:27.37	
		Speed (m/s)	13.74	12.87	13.81	13.92	13.04	12.67	13.34	13.54	13.94	13.65	13.44	
		Stride length (m)	6.37	6.01	6.33	6.50	6.26	6.10	6.25	6.25	6.37	6.38	6.28	
		Stride duration (s)	0.462	0.467	0.458	0.467	0.480	0.481	0.468	0.462	0.457	0.468	0.467	
		Stride efficiency (%)	63.32	56.46	62.61	66.00	61.25	58.18	60.99	61.05	63.33	63.63	61.58	
		Stride count	28.28	33.27	31.60	30.77	31.95	32.78	32.01	32.00	31.42	31.34	315.42	



Note: Horizontal distance axis grid lines are 200m furlongs.

Disclaimer.

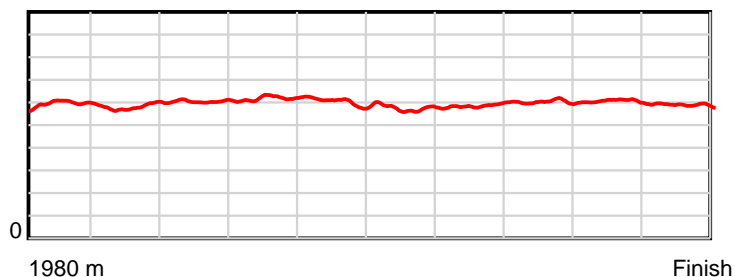
HRNZ and NZMTC and Thoroughbred Ratings Pty Ltd accepts no responsibility for the completeness or accuracy of any of the information contained herein, and makes no representations about its suitability for any particular purpose. Users should make their own judgements about those matters and/or seek independent advice. You assume all risks associated with use of the data provided on this page.

Race Results

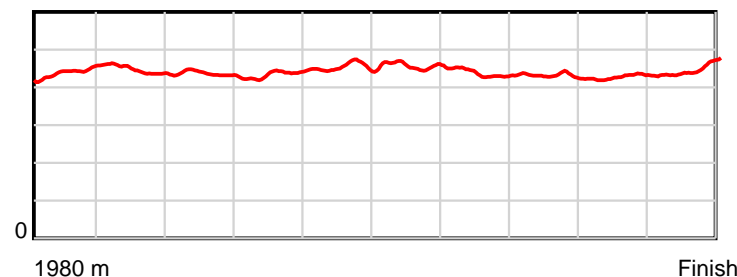
October 13, 2023, Race 7, NZB STANDARD BRED HARNESS MILLION No4 2YO FILLIES MOBILE PACE, Distance 1980m, Addington - Survey 1980m

Result	TAB no.	Horse (Barrier)	1980 to	1800m to	1600m to	1400m to	1200m to	1000m to	800m to	600m to	400m to	200m to	Total or	Margin
12th	8	Tact Teena (8)	1800m	1600m	1400m	1200m	1000m	800m	600m	400m	200m	WP	Average	
		Position in running (margin)	-	11(7.3)	12(17.0)	12(15.3)	12(13.0)	12(11.8)	12(11.4)	12(10.9)	12(12.0)	12(13.4)		22.20
		Sectional time (s)	13.25	16.00	14.65	14.09	15.26	15.79	14.86	14.92	14.37	15.21		
		Cumulative time (s)	148.40	135.15	119.15	104.50	90.41	75.15	59.36	44.50	29.58	15.21	2:28.40	
		Speed (m/s)	13.58	12.50	13.65	14.19	13.11	12.67	13.46	13.40	13.92	13.15	13.34	
		Stride length (m)	5.97	5.59	5.95	6.16	5.94	5.80	5.88	5.78	5.95	5.91	5.89	
		Stride duration (s)	0.441	0.447	0.436	0.434	0.453	0.458	0.437	0.431	0.427	0.450	0.441	
		Stride efficiency (%)	55.75	48.77	55.38	59.35	55.12	52.50	54.11	52.19	55.25	54.64	54.19	
		Stride count	30.14	35.80	33.60	32.45	33.68	34.50	33.99	34.61	33.64	33.82	336.23	

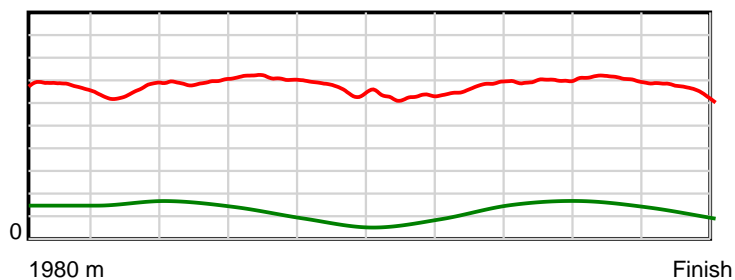
10 m Stride length



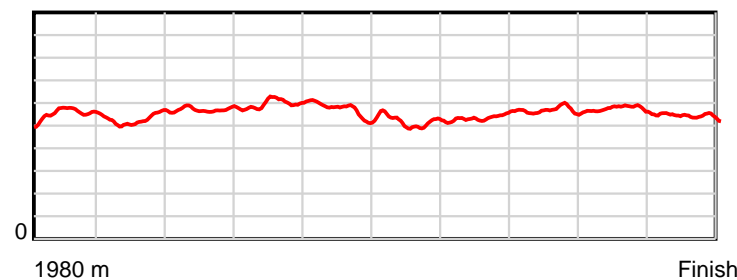
0.6 s Stride duration



20 m/sec Speed



100 % Stride efficiency



Note: Horizontal distance axis grid lines are 200m furlongs.

Disclaimer.

HRNZ and NZMTC and Thoroughbred Ratings Pty Ltd accepts no responsibility for the completeness or accuracy of any of the information contained herein, and makes no representations about its suitability for any particular purpose. Users should make their own judgements about those matters and/or seek independent advice. You assume all risks associated with use of the data provided on this page.