



Race Results

NZ Metropolitan Trotting Club Inc, HRNZ, October 13, 2023

Compilation date: October 13, 2023, 9:25:25 PM (NZDT)

Copyright © 2023 HRNZ and NZMTC. All rights reserved.

Trademarks.

StrideMASTER is a registered trademark of Thoroughbred Ratings Pty Ltd.

Disclaimer.

HRNZ and NZMTC and Thoroughbred Ratings Pty Ltd accepts no responsibility for the completeness or accuracy of any of the information contained herein, and makes no representations about its suitability for any particular purpose. Users should make their own judgements about those matters and/or seek independent advice. You assume all risks associated with use of the data provided on this page.



Race Results



October 13, 2023, Race 9, DANCINGINTHEDARK M CANTERBURY PARK TROTting CUP (HCP TROT), Distance 2600m, Addington - Survey 3200m

Result	TAB no.	Horse (Barrier)	2600 to	2400m to
1st	9	Oscar Bonavena (1)	2400m	2200m
		Position in running (margin)	-	9(10.3)
		Sectional time (s)	18.64	16.11
		Cumulative time (s)	201.55	182.91
		Speed (m/s)	10.73	12.41
		Stride length (m)	5.85	5.77
		Stride duration (s)	0.451	0.465
		Stride efficiency (%)	53.41	52.03
		Stride count	34.21	34.66

Disclaimer.

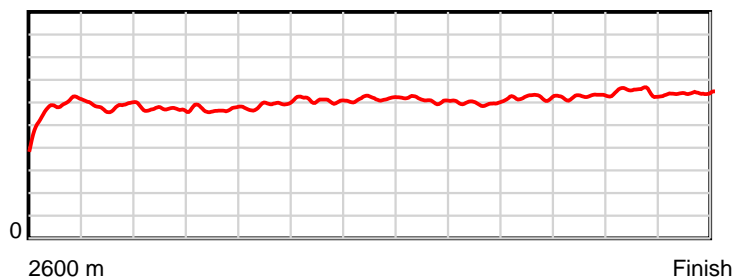
HRNZ and NZMTC and Thoroughbred Ratings Pty Ltd accepts no responsibility for the completeness or accuracy of any of the information contained herein, and makes no representations about its suitability for any particular purpose. Users should make their own judgements about those matters and/or seek independent advice. You assume all risks associated with use of the data provided on this page.

Race Results

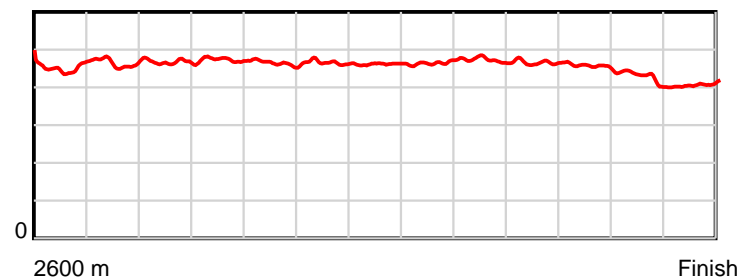
October 13, 2023, Race 9, DANCINGINTHEDARK M CANTERBURY PARK TROTTING CUP (HCP TROT), Distance 2600m, Addington - Survey 3200m

Result	TAB no.	Horse (Barrier)	2200m to	2000m to	1800m to	1600m to	1400m to	1200m to	1000m to	800m to	600m to	400m to	200m to	Total or	Margin
1st	9	Oscar Bonavena (1)	2000m	1800m	1600m	1400m	1200m	1000m	800m	600m	400m	200m	WP	Average	
		Position in running (margin)	9(15.2)	9(18.4)	9(18.2)	9(17.1)	10(14.8)	10(11.9)	9(9.3)	9(8.1)	8(7.1)	8(6.1)	6(2.5)		0.00
		Sectional time (s)	16.53	16.53	15.94	15.51	14.94	15.44	16.08	14.96	14.77	13.43	12.67		
		Cumulative time (s)	166.80	150.27	133.74	117.80	102.29	87.35	71.91	55.83	40.87	26.10	12.67	3:21.55	
		Speed (m/s)	12.10	12.10	12.55	12.89	13.39	12.95	12.44	13.37	13.54	14.89	15.79	12.90	
		Stride length (m)	5.65	5.73	5.82	6.01	6.18	6.02	5.87	6.24	6.16	6.32	6.44	5.99	
		Stride duration (s)	0.467	0.473	0.464	0.466	0.461	0.465	0.472	0.466	0.455	0.424	0.408	0.465	
		Stride efficiency (%)	49.89	51.26	53.00	56.49	59.61	56.59	53.86	60.75	59.30	62.37	64.80	56.15	
		Stride count	35.39	34.92	34.34	33.26	32.38	33.23	34.07	32.08	32.47	31.66	31.06	433.73	

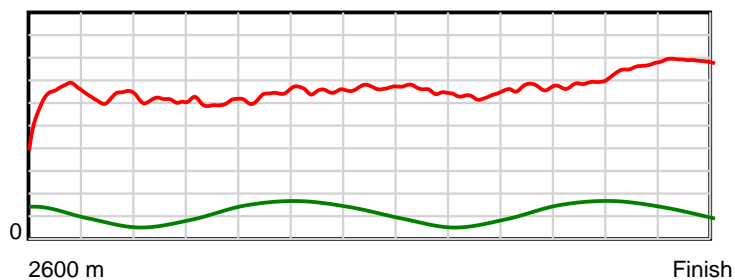
10 m Stride length



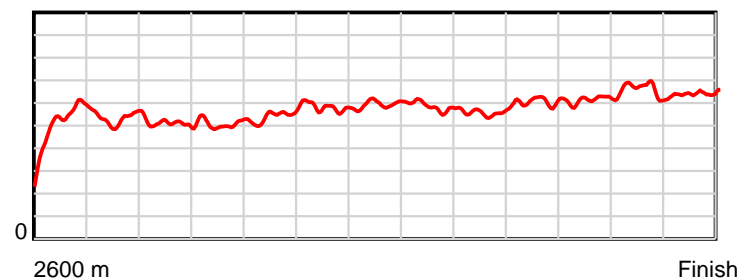
0.6 s Stride duration



20 m/sec Speed



100 % Stride efficiency



Note: Horizontal distance axis grid lines are 200m furlongs.

Disclaimer.

HRNZ and NZMTC and Thoroughbred Ratings Pty Ltd accepts no responsibility for the completeness or accuracy of any of the information contained herein, and makes no representations about its suitability for any particular purpose. Users should make their own judgements about those matters and/or seek independent advice. You assume all risks associated with use of the data provided on this page.



Race Results



October 13, 2023, Race 9, DANCINGINTHEDARK M CANTERBURY PARK TROTTING CUP (HCP TROT), Distance 2600m, Addington - Survey 3200m

Result	TAB no.	Horse (Barrier)	2600 to	2400m to
2nd	12	Muscle Mountai... (0)	2400m	2200m
		Position in running (margin)	-	5(5.8)
		Sectional time (s)	17.95	14.52
		Cumulative time (s)	201.61	183.66
		Speed (m/s)	11.14	13.77
		Stride length (m)	6.45	6.39
		Stride duration (s)	0.474	0.463
		Stride efficiency (%)	64.98	63.72
		Stride count	31.02	31.32

Disclaimer.

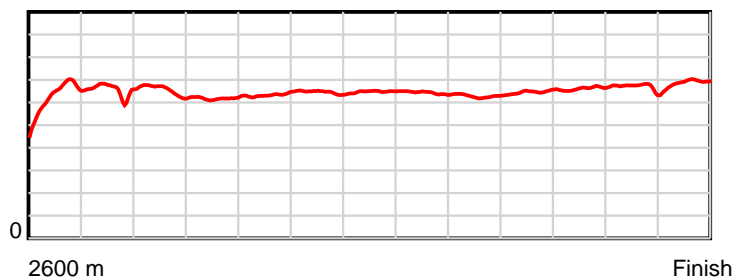
HRNZ and NZMTC and Thoroughbred Ratings Pty Ltd accepts no responsibility for the completeness or accuracy of any of the information contained herein, and makes no representations about its suitability for any particular purpose. Users should make their own judgements about those matters and/or seek independent advice. You assume all risks associated with use of the data provided on this page.

Race Results

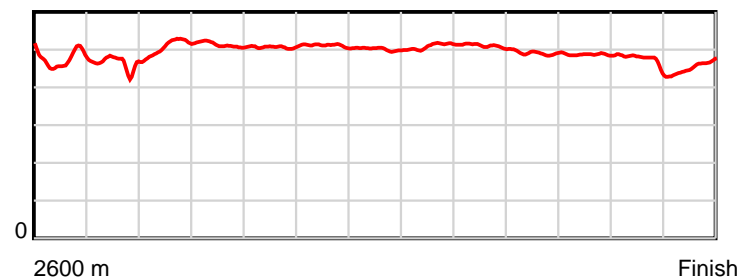
October 13, 2023, Race 9, DANCINGINTHEDARK M CANTERBURY PARK TROTTING CUP (HCP TROT), Distance 2600m, Addington - Survey 3200m

Result	TAB no.	Horse (Barrier)	2200m to	2000m to	1800m to	1600m to	1400m to	1200m to	1000m to	800m to	600m to	400m to	200m to	Total or	Margin
2nd	12	Muscle Mountai... (0)	2000m	1800m	1600m	1400m	1200m	1000m	800m	600m	400m	200m	WP	Average	
		Position in running (margin)	2(1.1)	1(0.0)	1(0.0)	1(0.0)	1(0.0)	1(0.0)	1(0.0)	1(0.0)	1(0.0)	1(0.0)	1(0.0)		0.06
		Sectional time (s)	15.82	16.56	16.12	15.89	15.43	15.87	16.29	15.12	14.93	14.02	13.09		
		Cumulative time (s)	169.14	153.32	136.76	120.64	104.75	89.32	73.45	57.16	42.04	27.11	13.09	3:21.61	
		Speed (m/s)	12.64	12.08	12.41	12.59	12.96	12.60	12.28	13.23	13.40	14.27	15.28	12.90	
		Stride length (m)	6.44	6.19	6.29	6.43	6.50	6.42	6.26	6.49	6.52	6.70	6.96	6.46	
		Stride duration (s)	0.510	0.513	0.507	0.511	0.501	0.510	0.510	0.491	0.487	0.469	0.456	0.501	
		Stride efficiency (%)	64.91	59.90	61.77	64.51	66.01	64.44	61.20	65.80	66.45	70.06	75.73	65.18	
		Stride count	31.03	32.30	31.81	31.13	30.77	31.14	31.96	30.82	30.67	29.87	28.73	402.57	

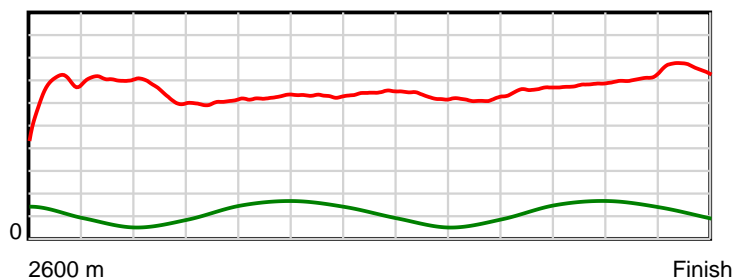
10 m Stride length



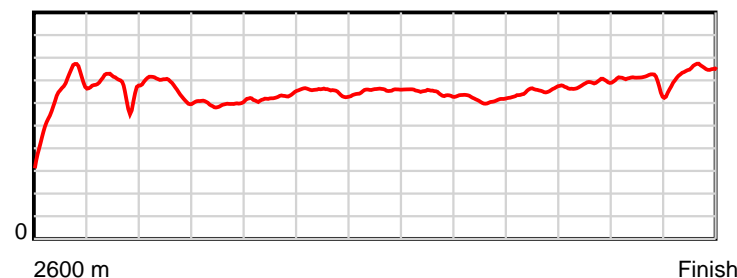
0.6 s Stride duration



20 m/sec Speed



100 % Stride efficiency



Note: Horizontal distance axis grid lines are 200m furlongs.

Disclaimer.

HRNZ and NZMTC and Thoroughbred Ratings Pty Ltd accepts no responsibility for the completeness or accuracy of any of the information contained herein, and makes no representations about its suitability for any particular purpose. Users should make their own judgements about those matters and/or seek independent advice. You assume all risks associated with use of the data provided on this page.



Race Results



October 13, 2023, Race 9, DANCINGINTHEDARK M CANTERBURY PARK TROTTING CUP (HCP TROT), Distance 2600m, Addington - Survey 3200m

Result	TAB no.	Horse (Barrier)	2600 to	2400m to
3rd	2	Love N The Por... (5)	2400m	2200m
		Position in running (margin)	-	2(1.7)
		Sectional time (s)	17.14	15.38
		Cumulative time (s)	202.33	185.19
		Speed (m/s)	11.67	13.00
		Stride length (m)	5.69	6.06
		Stride duration (s)	0.478	0.466
		Stride efficiency (%)	50.67	57.38
		Stride count	35.12	33.01

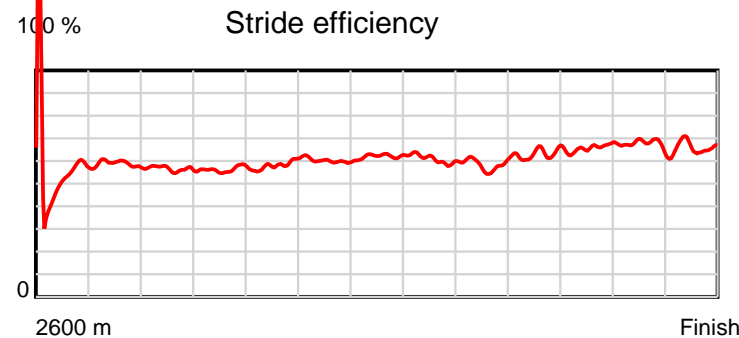
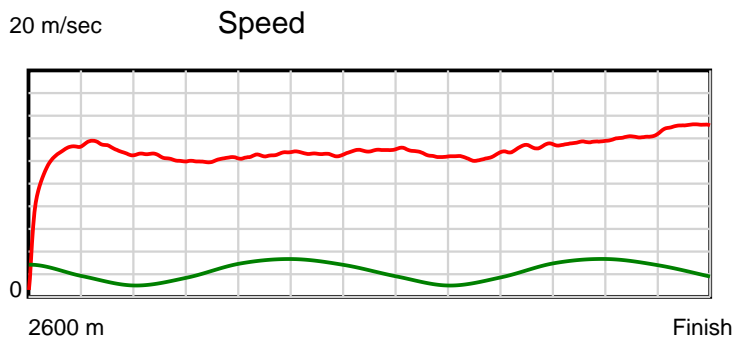
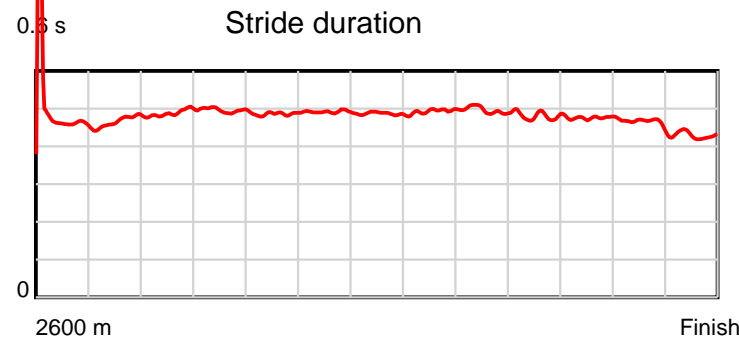
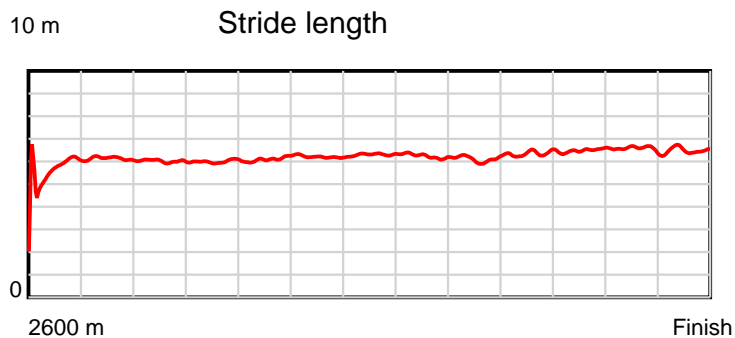
Disclaimer.

HRNZ and NZMTC and Thoroughbred Ratings Pty Ltd accepts no responsibility for the completeness or accuracy of any of the information contained herein, and makes no representations about its suitability for any particular purpose. Users should make their own judgements about those matters and/or seek independent advice. You assume all risks associated with use of the data provided on this page.

Race Results

October 13, 2023, Race 9, DANCINGINTHEDARK M CANTERBURY PARK TROTTING CUP (HCP TROT), Distance 2600m, Addington - Survey 3200m

Result	TAB no.	Horse (Barrier)	2200m to	2000m to	1800m to	1600m to	1400m to	1200m to	1000m to	800m to	600m to	400m to	200m to	Total or	Margin
3rd	2	Love N The Por... (5)	2000m	1800m	1600m	1400m	1200m	1000m	800m	600m	400m	200m	WP	Average	
		Position in running (margin)	3(2.3)	3(4.3)	3(4.6)	3(4.5)	3(4.1)	3(4.0)	4(3.6)	4(3.8)	5(4.1)	5(3.5)	8(4.1)		4.40
		Sectional time (s)	16.35	16.60	16.10	15.84	15.41	15.80	16.33	15.18	14.82	14.12	13.26		
		Cumulative time (s)	169.81	153.46	136.86	120.76	104.92	89.51	73.71	57.38	42.20	27.38	13.26	3:22.33	
		Speed (m/s)	12.23	12.05	12.42	12.63	12.98	12.66	12.25	13.18	13.50	14.16	15.08	12.85	
		Stride length (m)	5.97	5.98	6.04	6.21	6.31	6.25	6.06	6.35	6.41	6.54	6.48	6.17	
		Stride duration (s)	0.488	0.497	0.486	0.492	0.486	0.494	0.495	0.482	0.475	0.462	0.430	0.480	
		Stride efficiency (%)	55.78	55.90	56.97	60.28	62.25	61.08	57.45	63.00	64.25	66.86	65.58	59.55	
		Stride count	33.47	33.44	33.12	32.20	31.69	31.99	32.99	31.50	31.19	30.58	30.87	421.17	



Note: Horizontal distance axis grid lines are 200m furlongs.

Disclaimer.

HRNZ and NZMTC and Thoroughbred Ratings Pty Ltd accepts no responsibility for the completeness or accuracy of any of the information contained herein, and makes no representations about its suitability for any particular purpose. Users should make their own judgements about those matters and/or seek independent advice. You assume all risks associated with use of the data provided on this page.



Race Results



October 13, 2023, Race 9, DANCINGINTHEDARK M CANTERBURY PARK TROTTING CUP (HCP TROT), Distance 2600m, Addington - Survey 3200m

Result	TAB no.	Horse (Barrier)	2600 to	2400m to
3rd	10	Majestic Man (4)	2400m	2200m
		Position in running (margin)	-	7(8.2)
		Sectional time (s)	18.28	15.77
		Cumulative time (s)	202.33	184.05
		Speed (m/s)	10.94	12.68
		Stride length (m)	5.78	6.02
		Stride duration (s)	0.450	0.475
		Stride efficiency (%)	52.17	56.66
		Stride count	34.61	33.21

Disclaimer.

HRNZ and NZMTC and Thoroughbred Ratings Pty Ltd accepts no responsibility for the completeness or accuracy of any of the information contained herein, and makes no representations about its suitability for any particular purpose. Users should make their own judgements about those matters and/or seek independent advice. You assume all risks associated with use of the data provided on this page.

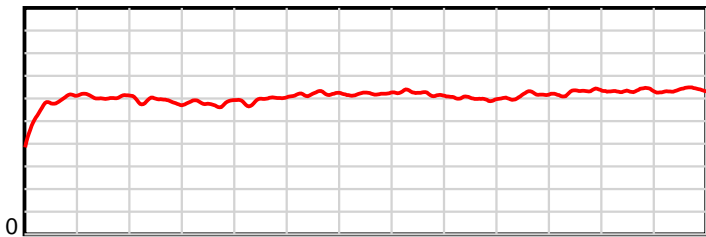
Race Results

October 13, 2023, Race 9, DANCINGINTHEDARK M CANTERBURY PARK TROTTING CUP (HCP TROT), Distance 2600m, Addington - Survey 3200m

Result	TAB no.	Horse (Barrier)	2200m to	2000m to	1800m to	1600m to	1400m to	1200m to	1000m to	800m to	600m to	400m to	200m to	Total or	Margin
3rd	10	Majestic Man (4)	2000m	1800m	1600m	1400m	1200m	1000m	800m	600m	400m	200m	WP	Average	
		Position in running (margin)	7(11.0)	7(13.4)	7(13.3)	7(13.3)	7(11.2)	7(7.9)	5(5.5)	5(3.9)	4(3.1)	4(3.1)	5(2.5)		4.40
		Sectional time (s)	16.40	16.55	16.12	15.55	14.87	15.48	16.01	14.99	14.93	13.92	13.46		
		Cumulative time (s)	168.28	151.88	135.33	119.21	103.66	88.79	73.31	57.30	42.31	27.38	13.46	3:22.33	
		Speed (m/s)	12.20	12.08	12.41	12.86	13.45	12.92	12.49	13.34	13.40	14.37	14.86	12.85	
		Stride length (m)	5.87	5.80	5.88	6.12	6.21	6.10	5.90	6.14	6.15	6.22	6.39	6.04	
		Stride duration (s)	0.481	0.480	0.474	0.476	0.462	0.473	0.472	0.460	0.459	0.433	0.430	0.470	
		Stride efficiency (%)	53.76	52.64	54.11	58.52	60.33	58.22	54.30	58.86	59.03	60.39	63.71	56.98	
		Stride count	34.10	34.46	33.99	32.68	32.19	32.77	33.93	32.59	32.54	32.17	31.32	430.56	

10 m

Stride length

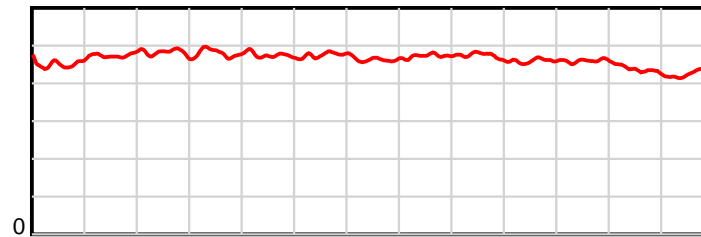


2600 m

Finish

0.6 s

Stride duration

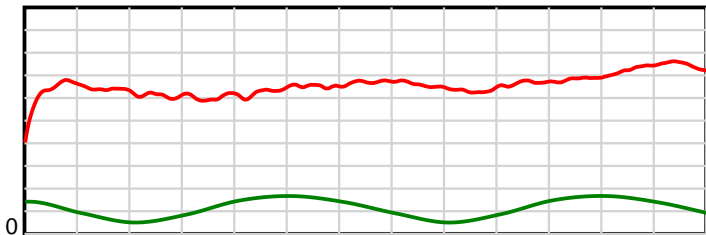


2600 m

Finish

20 m/sec

Speed

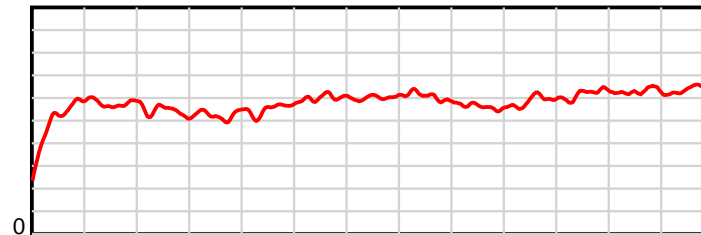


2600 m

Finish

100 %

Stride efficiency



2600 m

Finish

Note: Horizontal distance axis grid lines are 200m furlongs.

Disclaimer.

HRNZ and NZMTC and Thoroughbred Ratings Pty Ltd accepts no responsibility for the completeness or accuracy of any of the information contained herein, and makes no representations about its suitability for any particular purpose. Users should make their own judgements about those matters and/or seek independent advice. You assume all risks associated with use of the data provided on this page.



Race Results



October 13, 2023, Race 9, DANCINGINTHEDARK M CANTERBURY PARK TROTTING CUP (HCP TROT), Distance 2600m, Addington - Survey 3200m

Result	TAB no.	Horse (Barrier)	2600 to	2400m to
5th	6	Aardiebythehil... (9)	2400m	2200m
		Position in running (margin)	-	11(28.2)
		Sectional time (s)	21.51	15.06
		Cumulative time (s)	202.48	180.97
		Speed (m/s)	9.30	13.28
		Stride length (m)	4.49	6.29
		Stride duration (s)	0.481	0.473
		Stride efficiency (%)	31.50	61.80
		Stride count	44.54	31.80

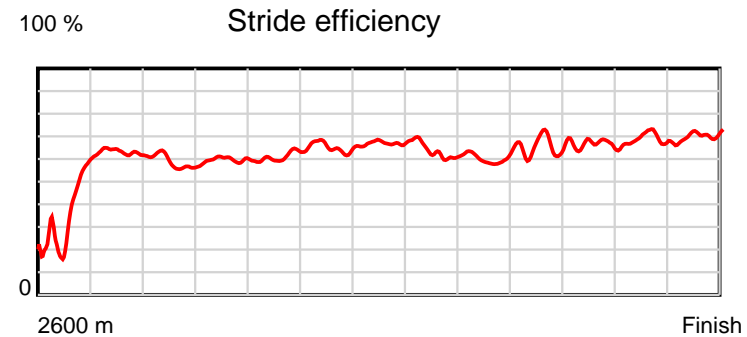
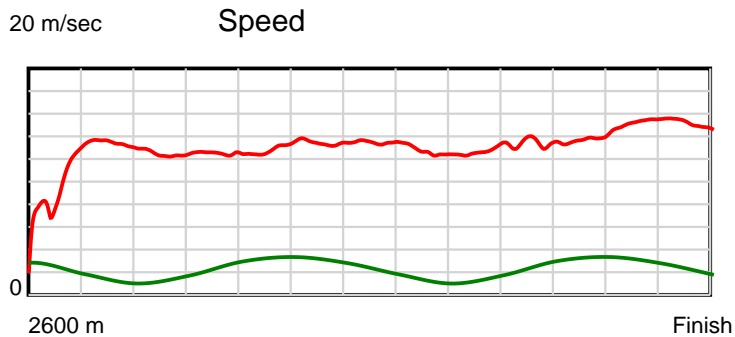
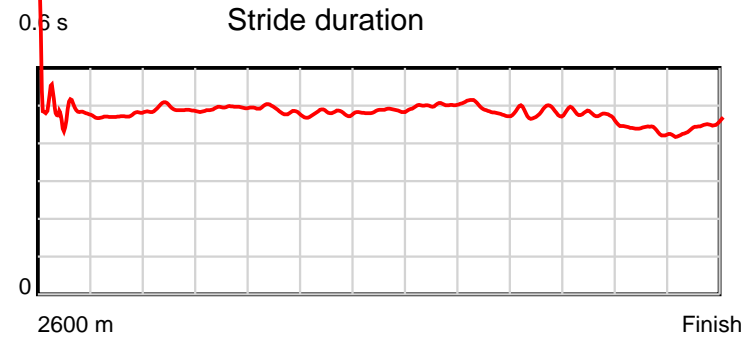
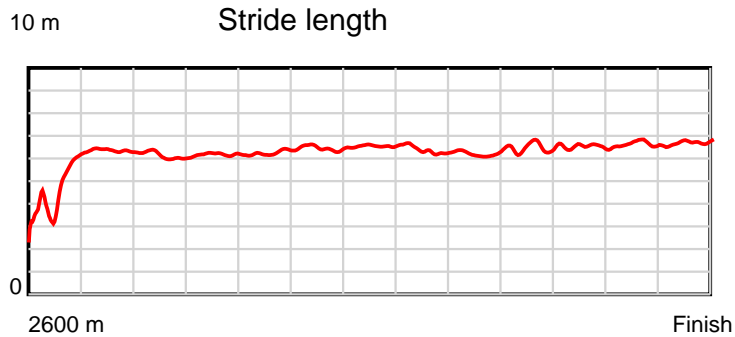
Disclaimer.

HRNZ and NZMTC and Thoroughbred Ratings Pty Ltd accepts no responsibility for the completeness or accuracy of any of the information contained herein, and makes no representations about its suitability for any particular purpose. Users should make their own judgements about those matters and/or seek independent advice. You assume all risks associated with use of the data provided on this page.

Race Results

October 13, 2023, Race 9, DANCINGINTHEDARK M CANTERBURY PARK TROTTING CUP (HCP TROT), Distance 2600m, Addington - Survey 3200m

Result	TAB no.	Horse (Barrier)	2200m to	2000m to	1800m to	1600m to	1400m to	1200m to	1000m to	800m to	600m to	400m to	200m to	Total or	Margin
5th	6	Aardiebythehil... (9)	2000m	1800m	1600m	1400m	1200m	1000m	800m	600m	400m	200m	WP	Average	
		Position in running (margin)	11(26.8)	11(27.8)	11(24.5)	11(22.1)	11(16.0)	11(12.4)	11(11.4)	11(10.0)	10(9.0)	10(8.3)	9(4.6)		5.30
		Sectional time (s)	16.18	15.99	15.73	14.88	14.83	15.70	16.05	14.95	14.82	13.40	13.38		
		Cumulative time (s)	165.91	149.73	133.74	118.01	103.13	88.30	72.60	56.55	41.60	26.78	13.38	3:22.48	
		Speed (m/s)	12.36	12.51	12.71	13.44	13.49	12.74	12.46	13.38	13.50	14.93	14.95	12.84	
		Stride length (m)	6.08	6.17	6.20	6.46	6.55	6.38	6.11	6.47	6.41	6.49	6.65	6.15	
		Stride duration (s)	0.491	0.494	0.488	0.480	0.486	0.501	0.490	0.484	0.475	0.435	0.445	0.479	
		Stride efficiency (%)	57.68	59.50	60.11	65.16	67.11	63.65	58.34	65.42	64.26	65.84	69.16	59.19	
		Stride count	32.92	32.41	32.25	30.97	30.52	31.34	32.73	30.91	31.19	30.81	30.06	422.45	



Note: Horizontal distance axis grid lines are 200m furlongs.

Disclaimer.

HRNZ and NZMTC and Thoroughbred Ratings Pty Ltd accepts no responsibility for the completeness or accuracy of any of the information contained herein, and makes no representations about its suitability for any particular purpose. Users should make their own judgements about those matters and/or seek independent advice. You assume all risks associated with use of the data provided on this page.



Race Results



October 13, 2023, Race 9, DANCINGINTHEDARK M CANTERBURY PARK TROTting CUP (HCP TROT), Distance 2600m, Addington - Survey 3200m

Result	TAB no.	Horse (Barrier)	2600 to	2400m to
6th	1	Time Up The Hi... (2)	2400m	2200m
		Position in running (margin)	-	3(5.2)
		Sectional time (s)	17.75	15.18
		Cumulative time (s)	202.76	185.01
		Speed (m/s)	11.27	13.18
		Stride length (m)	5.68	6.26
		Stride duration (s)	0.480	0.475
		Stride efficiency (%)	50.38	61.23
		Stride count	35.22	31.95

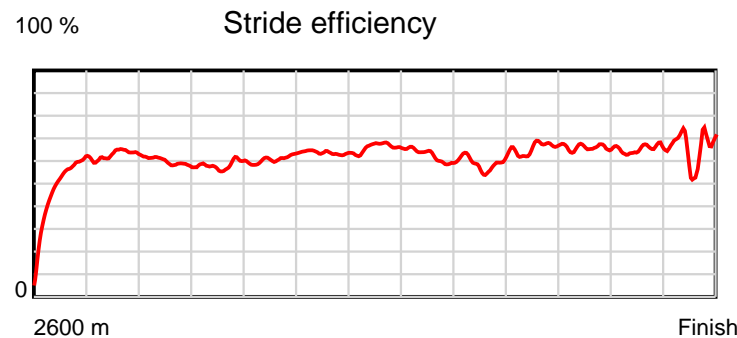
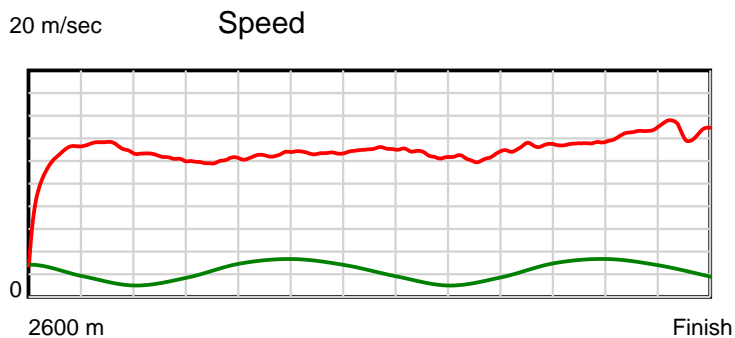
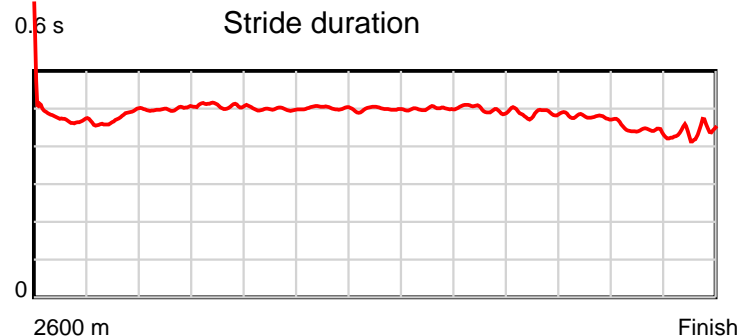
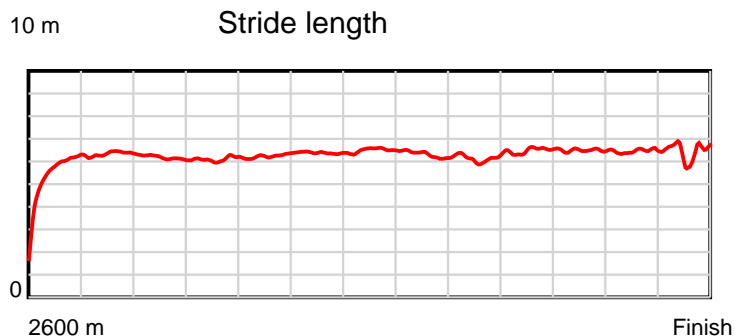
Disclaimer.

HRNZ and NZMTC and Thoroughbred Ratings Pty Ltd accepts no responsibility for the completeness or accuracy of any of the information contained herein, and makes no representations about its suitability for any particular purpose. Users should make their own judgements about those matters and/or seek independent advice. You assume all risks associated with use of the data provided on this page.

Race Results

October 13, 2023, Race 9, DANCINGINTHEDARK M CANTERBURY PARK TROTTING CUP (HCP TROT), Distance 2600m, Addington - Survey 3200m

Result	TAB no.	Horse (Barrier)	2200m to	2000m to	1800m to	1600m to	1400m to	1200m to	1000m to	800m to	600m to	400m to	200m to	Total or	Margin
6th	1	Time Up The Hi... (2)	2000m	1800m	1600m	1400m	1200m	1000m	800m	600m	400m	200m	WP	Average	
		Position in running (margin)	4(4.5)	4(6.8)	4(7.1)	4(6.7)	4(6.4)	4(5.8)	6(5.7)	7(6.6)	7(6.6)	7(6.0)	7(4.1)		6.90
		Sectional time (s)	16.38	16.61	16.05	15.84	15.33	15.85	16.43	15.14	14.81	13.70	13.69		
		Cumulative time (s)	169.83	153.45	136.84	120.79	104.95	89.62	73.77	57.34	42.20	27.39	13.69	3:22.76	
		Speed (m/s)	12.21	12.04	12.46	12.63	13.05	12.62	12.17	13.21	13.50	14.60	14.61	12.82	
		Stride length (m)	6.10	6.12	6.21	6.34	6.50	6.31	6.07	6.45	6.46	6.45	6.39	6.25	
		Stride duration (s)	0.499	0.508	0.498	0.502	0.498	0.500	0.499	0.488	0.478	0.442	0.437	0.487	
		Stride efficiency (%)	58.06	58.49	60.25	62.88	66.03	62.12	57.57	65.01	65.15	65.08	63.82	61.01	
		Stride count	32.81	32.69	32.21	31.53	30.77	31.72	32.95	31.01	30.98	30.99	31.29	416.12	



Note: Horizontal distance axis grid lines are 200m furlongs.

Disclaimer.

HRNZ and NZMTC and Thoroughbred Ratings Pty Ltd accepts no responsibility for the completeness or accuracy of any of the information contained herein, and makes no representations about its suitability for any particular purpose. Users should make their own judgements about those matters and/or seek independent advice. You assume all risks associated with use of the data provided on this page.



Race Results



October 13, 2023, Race 9, DANCINGINTHEDARK M CANTERBURY PARK TROTting CUP (HCP TROT), Distance 2600m, Addington - Survey 3200m

Result	TAB no.	Horse (Barrier)	2600 to	2400m to
7th	8	Midnight Dash (3)	2400m	2200m
		Position in running (margin)	-	6(7.5)
		Sectional time (s)	18.17	15.14
		Cumulative time (s)	202.82	184.65
		Speed (m/s)	11.00	13.21
		Stride length (m)	5.84	6.22
		Stride duration (s)	0.484	0.471
		Stride efficiency (%)	53.36	60.38
		Stride count	34.23	32.17

Disclaimer.

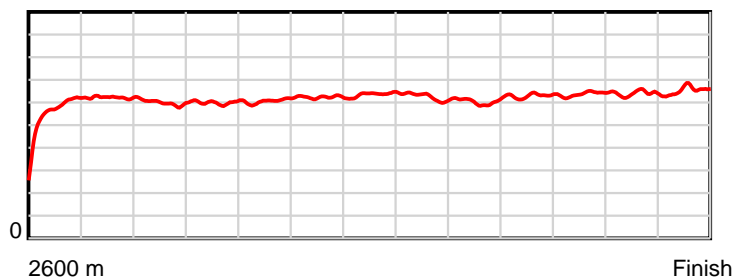
HRNZ and NZMTC and Thoroughbred Ratings Pty Ltd accepts no responsibility for the completeness or accuracy of any of the information contained herein, and makes no representations about its suitability for any particular purpose. Users should make their own judgements about those matters and/or seek independent advice. You assume all risks associated with use of the data provided on this page.

Race Results

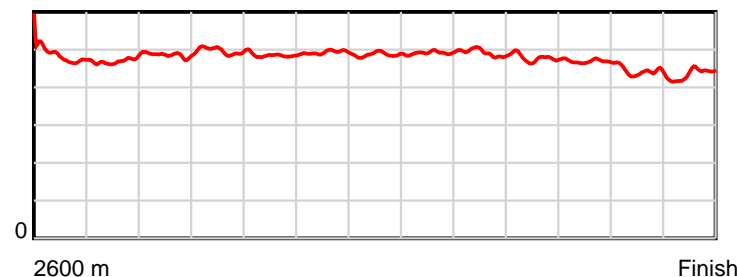
October 13, 2023, Race 9, DANCINGINTHEDARK M CANTERBURY PARK TROTTING CUP (HCP TROT), Distance 2600m, Addington - Survey 3200m

Result	TAB no.	Horse (Barrier)	2200m to	2000m to	1800m to	1600m to	1400m to	1200m to	1000m to	800m to	600m to	400m to	200m to	Total or	Margin
7th	8	Midnight Dash (3)	2000m	1800m	1600m	1400m	1200m	1000m	800m	600m	400m	200m	WP	Average	
		Position in running (margin)	5(6.6)	5(9.3)	5(9.3)	5(9.6)	5(8.6)	6(7.8)	7(7.4)	8(8.1)	9(8.2)	9(7.8)	10(6.0)		7.30
		Sectional time (s)	16.45	16.55	16.18	15.73	15.30	15.80	16.40	15.14	14.87	13.71	13.38		
		Cumulative time (s)	169.51	153.06	136.51	120.33	104.60	89.30	73.50	57.10	41.96	27.09	13.38	3:22.82	
		Speed (m/s)	12.16	12.08	12.36	12.71	13.07	12.66	12.20	13.21	13.45	14.59	14.95	12.82	
		Stride length (m)	5.90	6.01	5.99	6.27	6.36	6.22	5.99	6.32	6.30	6.42	6.52	6.18	
		Stride duration (s)	0.486	0.497	0.485	0.493	0.487	0.492	0.491	0.478	0.469	0.440	0.436	0.482	
		Stride efficiency (%)	54.47	56.45	56.10	61.38	63.26	60.52	56.08	62.34	62.10	64.43	66.42	59.59	
		Stride count	33.88	33.28	33.38	31.91	31.44	32.14	33.39	31.67	31.73	31.15	30.68	421.05	

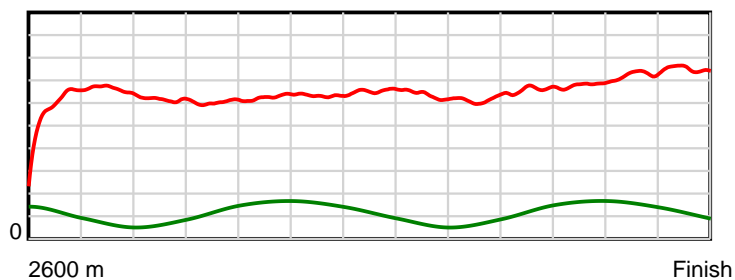
10 m Stride length



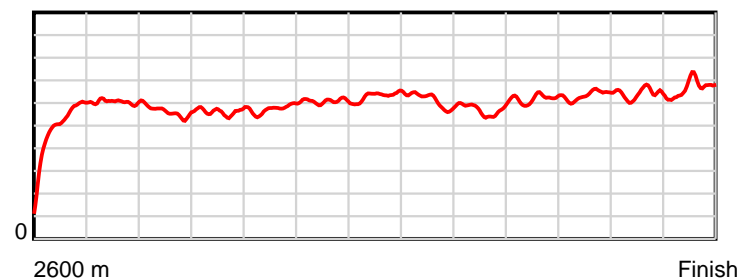
0.6 s Stride duration



20 m/sec Speed



100 % Stride efficiency



Note: Horizontal distance axis grid lines are 200m furlongs.

Disclaimer.

HRNZ and NZMTC and Thoroughbred Ratings Pty Ltd accepts no responsibility for the completeness or accuracy of any of the information contained herein, and makes no representations about its suitability for any particular purpose. Users should make their own judgements about those matters and/or seek independent advice. You assume all risks associated with use of the data provided on this page.



Race Results



October 13, 2023, Race 9, DANCINGINTHEDARK M CANTERBURY PARK TROTting CUP (HCP TROT), Distance 2600m, Addington - Survey 3200m

Result	TAB no.	Horse (Barrier)	2600 to	2400m to
8th	7	Mystic Max (10)	2400m	2200m
		Position in running (margin)	-	1(0.0)
		Sectional time (s)	17.03	15.29
		Cumulative time (s)	203.19	186.16
		Speed (m/s)	11.74	13.08
		Stride length (m)	5.55	5.90
		Stride duration (s)	0.461	0.451
		Stride efficiency (%)	48.17	54.46
		Stride count	36.02	33.88

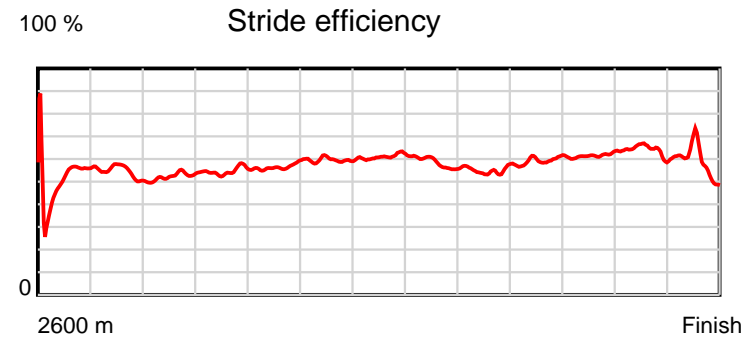
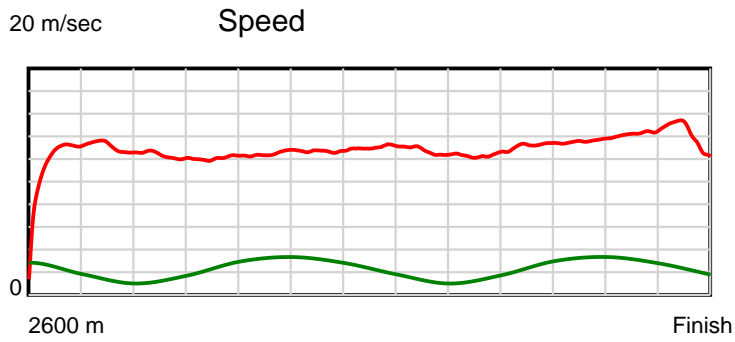
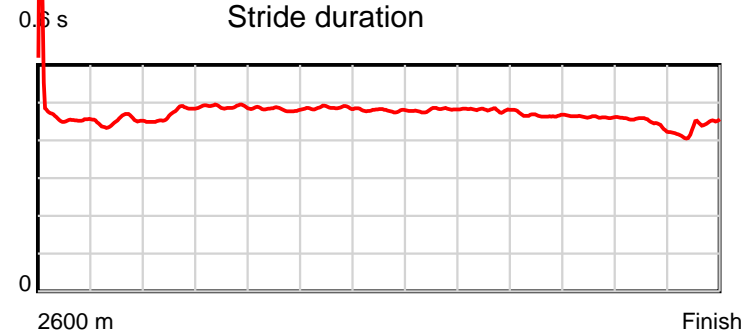
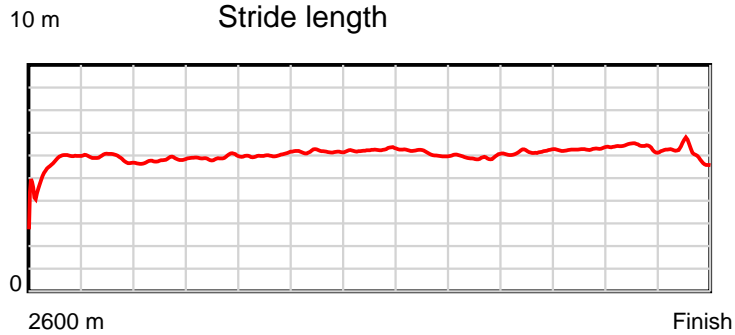
Disclaimer.

HRNZ and NZMTC and Thoroughbred Ratings Pty Ltd accepts no responsibility for the completeness or accuracy of any of the information contained herein, and makes no representations about its suitability for any particular purpose. Users should make their own judgements about those matters and/or seek independent advice. You assume all risks associated with use of the data provided on this page.

Race Results

October 13, 2023, Race 9, DANCINGINTHEDARK M CANTERBURY PARK TROTTING CUP (HCP TROT), Distance 2600m, Addington - Survey 3200m

Result	TAB no.	Horse (Barrier)	2200m to	2000m to	1800m to	1600m to	1400m to	1200m to	1000m to	800m to	600m to	400m to	200m to	Total or	Margin
8th	7	Mystic Max (10)	2000m	1800m	1600m	1400m	1200m	1000m	800m	600m	400m	200m	WP	Average	
		Position in running (margin)	1(0.0)	2(2.4)	2(2.3)	2(2.4)	2(2.3)	2(1.8)	2(1.7)	3(2.3)	3(2.4)	3(1.9)	4(2.1)		9.40
		Sectional time (s)	16.40	16.54	16.14	15.87	15.35	15.86	16.38	15.15	14.83	14.07	14.28		
		Cumulative time (s)	170.87	154.47	137.93	121.79	105.92	90.57	74.71	58.33	43.18	28.35	14.28	3:23.19	
		Speed (m/s)	12.20	12.09	12.39	12.60	13.03	12.61	12.21	13.20	13.49	14.21	14.01	12.80	
		Stride length (m)	5.72	5.92	5.98	6.13	6.25	6.06	5.87	6.16	6.23	6.35	6.10	6.01	
		Stride duration (s)	0.470	0.489	0.483	0.486	0.479	0.481	0.481	0.466	0.462	0.447	0.435	0.470	
		Stride efficiency (%)	51.21	54.70	55.90	58.71	60.95	57.46	53.90	59.26	60.65	62.98	58.08	56.43	
		Stride count	34.94	33.81	33.44	32.63	32.02	32.98	34.06	32.48	32.10	31.50	32.80	432.66	



Note: Horizontal distance axis grid lines are 200m furlongs.

Disclaimer.

HRNZ and NZMTC and Thoroughbred Ratings Pty Ltd accepts no responsibility for the completeness or accuracy of any of the information contained herein, and makes no representations about its suitability for any particular purpose. Users should make their own judgements about those matters and/or seek independent advice. You assume all risks associated with use of the data provided on this page.



Race Results



October 13, 2023, Race 9, DANCINGINTHEDARK M CANTERBURY PARK TROTTING CUP (HCP TROT), Distance 2600m, Addington - Survey 3200m

Result	TAB no.	Horse (Barrier)	2600 to	2400m to
9th	5	Resolve (8)	2400m	2200m
		Position in running (margin)	-	10(23.3)
		Sectional time (s)	20.70	15.47
		Cumulative time (s)	203.30	182.60
		Speed (m/s)	9.66	12.93
		Stride length (m)	4.27	5.81
		Stride duration (s)	0.445	0.450
		Stride efficiency (%)	28.53	52.79
		Stride count	46.80	34.41

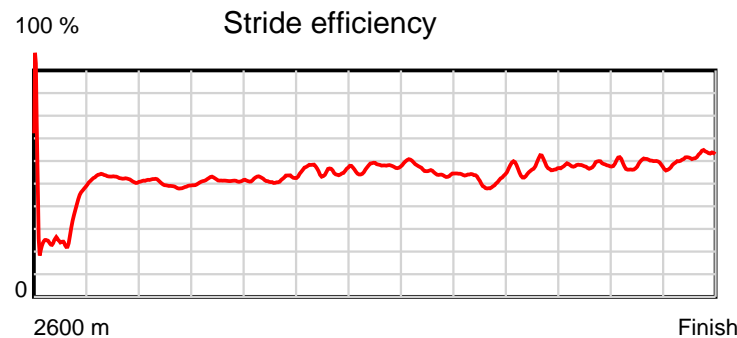
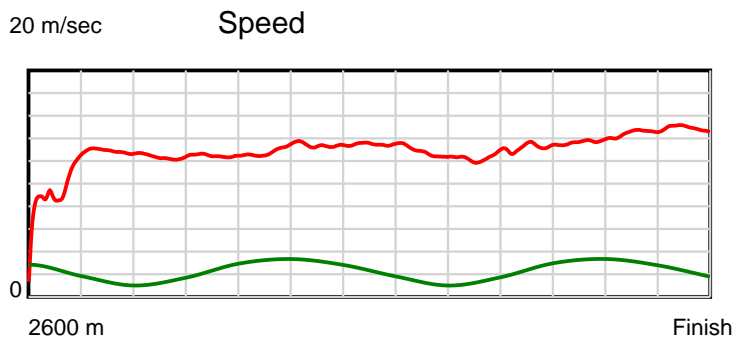
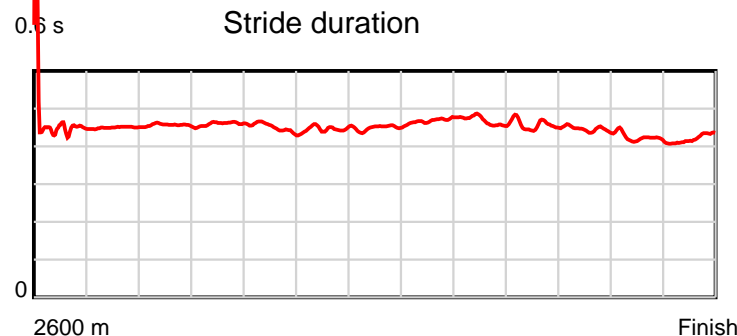
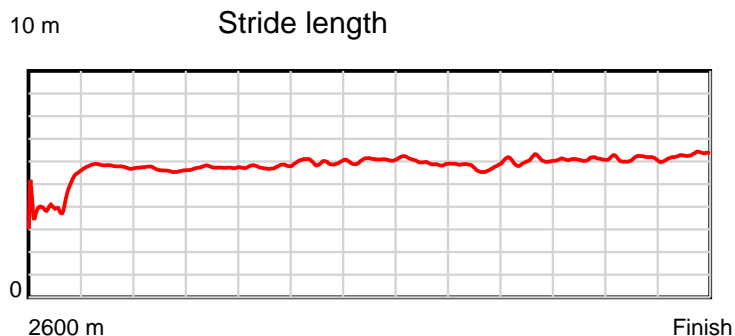
Disclaimer.

HRNZ and NZMTC and Thoroughbred Ratings Pty Ltd accepts no responsibility for the completeness or accuracy of any of the information contained herein, and makes no representations about its suitability for any particular purpose. Users should make their own judgements about those matters and/or seek independent advice. You assume all risks associated with use of the data provided on this page.

Race Results

October 13, 2023, Race 9, DANCINGINTHEDARK M CANTERBURY PARK TROTTING CUP (HCP TROT), Distance 2600m, Addington - Survey 3200m

Result	TAB no.	Horse (Barrier)	2200m to	2000m to	1800m to	1600m to	1400m to	1200m to	1000m to	800m to	600m to	400m to	200m to	Total or	Margin
9th	5	Resolve (8)	2000m	1800m	1600m	1400m	1200m	1000m	800m	600m	400m	200m	WP	Average	
		Position in running (margin)	10(24.4)	10(25.2)	10(22.1)	10(19.5)	9(14.0)	9(10.8)	10(10.0)	10(9.7)	11(10.0)	11(9.0)	11(8.2)		10.00
		Sectional time (s)	16.15	16.04	15.70	14.97	14.89	15.74	16.24	15.18	14.76	13.89	13.57		
		Cumulative time (s)	167.13	150.98	134.94	119.24	104.27	89.38	73.64	57.40	42.22	27.46	13.57	3:23.30	
		Speed (m/s)	12.38	12.47	12.74	13.36	13.43	12.71	12.32	13.18	13.55	14.40	14.74	12.79	
		Stride length (m)	5.66	5.73	5.73	5.97	6.03	5.95	5.76	6.02	6.03	6.09	6.21	5.74	
		Stride duration (s)	0.457	0.460	0.449	0.447	0.449	0.468	0.467	0.457	0.445	0.423	0.421	0.449	
		Stride efficiency (%)	50.00	51.37	51.25	55.67	56.86	55.38	51.79	56.70	56.83	58.01	60.24	51.53	
		Stride count	35.36	34.88	34.92	33.51	33.16	33.60	34.74	33.20	33.16	32.83	32.21	452.78	



Note: Horizontal distance axis grid lines are 200m furlongs.

Disclaimer.

HRNZ and NZMTC and Thoroughbred Ratings Pty Ltd accepts no responsibility for the completeness or accuracy of any of the information contained herein, and makes no representations about its suitability for any particular purpose. Users should make their own judgements about those matters and/or seek independent advice. You assume all risks associated with use of the data provided on this page.



Race Results



October 13, 2023, Race 9, DANCINGINTHEDARK M CANTERBURY PARK TROTting CUP (HCP TROT), Distance 2600m, Addington - Survey 3200m

Result	TAB no.	Horse (Barrier)	2600 to	2400m to
10th	11	Bolt For Brill... (6)	2400m	2200m
		Position in running (margin)	-	8(10.0)
		Sectional time (s)	18.38	15.86
		Cumulative time (s)	204.38	186.00
		Speed (m/s)	10.88	12.61
		Stride length (m)	6.41	6.39
		Stride duration (s)	0.494	0.506
		Stride efficiency (%)	64.28	63.75
		Stride count	31.18	31.31

Disclaimer.

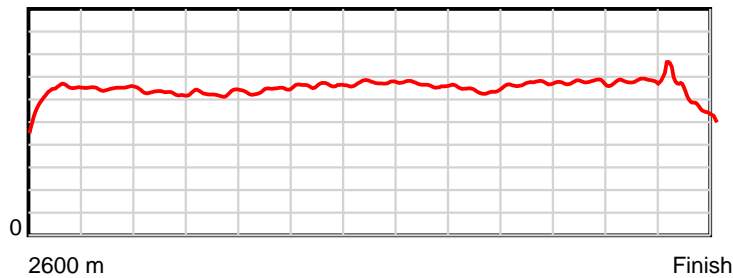
HRNZ and NZMTC and Thoroughbred Ratings Pty Ltd accepts no responsibility for the completeness or accuracy of any of the information contained herein, and makes no representations about its suitability for any particular purpose. Users should make their own judgements about those matters and/or seek independent advice. You assume all risks associated with use of the data provided on this page.

Race Results

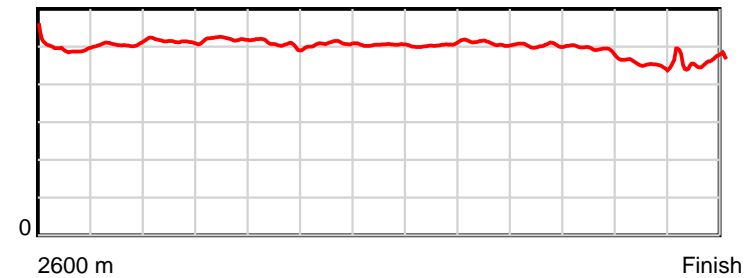
October 13, 2023, Race 9, DANCINGINTHEDARK M CANTERBURY PARK TROTTING CUP (HCP TROT), Distance 2600m, Addington - Survey 3200m

Result	TAB no.	Horse (Barrier)	2200m to	2000m to	1800m to	1600m to	1400m to	1200m to	1000m to	800m to	600m to	400m to	200m to	Total or	Margin
10th	11	Bolt For Brill... (6)	2000m	1800m	1600m	1400m	1200m	1000m	800m	600m	400m	200m	WP	Average	
		Position in running (margin)	8(13.4)	8(16.4)	8(16.2)	8(15.2)	8(13.2)	8(10.2)	8(7.9)	6(5.9)	6(5.2)	6(4.4)	3(1.9)		16.20
		Sectional time (s)	16.51	16.53	15.96	15.55	14.94	15.49	15.95	15.00	14.80	13.60	15.81		
		Cumulative time (s)	170.14	153.63	137.10	121.14	105.59	90.65	75.16	59.21	44.21	29.41	15.81	3:24.38	
		Speed (m/s)	12.11	12.10	12.53	12.86	13.39	12.91	12.54	13.33	13.51	14.71	12.65	12.72	
		Stride length (m)	6.23	6.29	6.36	6.53	6.76	6.52	6.38	6.71	6.62	6.60	5.78	6.42	
		Stride duration (s)	0.514	0.520	0.507	0.508	0.505	0.505	0.509	0.503	0.490	0.449	0.457	0.505	
		Stride efficiency (%)	60.71	61.87	63.13	66.63	71.32	66.49	63.60	70.30	68.50	68.02	52.28	64.41	
		Stride count	32.09	31.78	31.47	30.63	29.60	30.66	31.35	29.82	30.21	30.31	34.58	404.99	

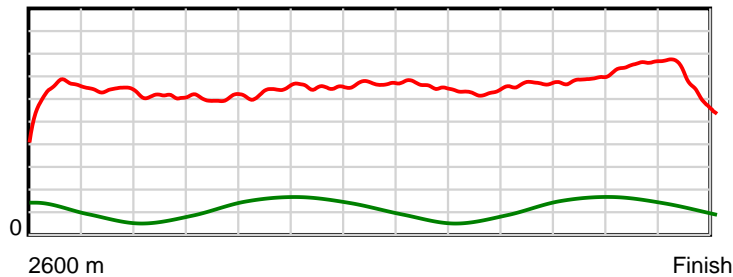
10 m Stride length



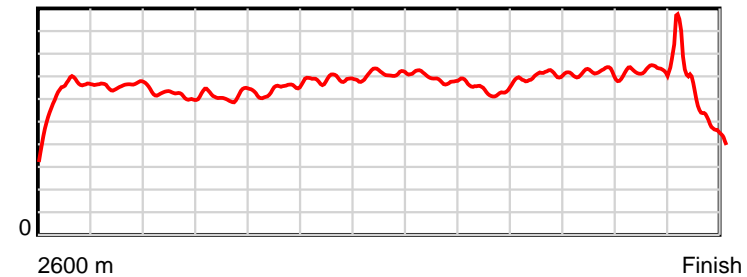
0.6 s Stride duration



20 m/sec Speed



100 % Stride efficiency



Note: Horizontal distance axis grid lines are 200m furlongs.

Disclaimer.

HRNZ and NZMTC and Thoroughbred Ratings Pty Ltd accepts no responsibility for the completeness or accuracy of any of the information contained herein, and makes no representations about its suitability for any particular purpose. Users should make their own judgements about those matters and/or seek independent advice. You assume all risks associated with use of the data provided on this page.



Race Results



October 13, 2023, Race 9, DANCINGINTHEDARK M CANTERBURY PARK TROTting CUP (HCP TROT), Distance 2600m, Addington - Survey 3200m

Result	TAB no.	Horse (Barrier)	2600 to	2400m to
11th	3	Eurokash (7)	2400m	2200m
		Position in running (margin)	-	4(5.7)
		Sectional time (s)	17.81	15.82
		Cumulative time (s)	204.80	186.99
		Speed (m/s)	11.23	12.64
		Stride length (m)	5.75	6.09
		Stride duration (s)	0.498	0.482
		Stride efficiency (%)	51.62	57.97
		Stride count	34.80	32.84

Disclaimer.

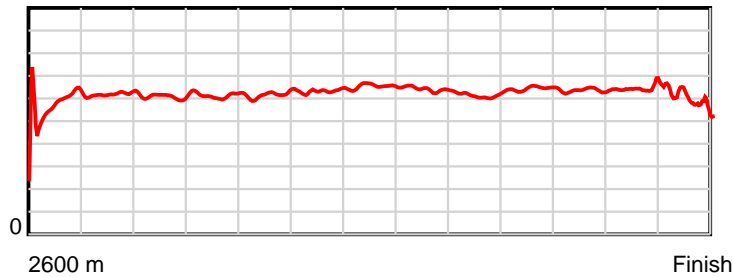
HRNZ and NZMTC and Thoroughbred Ratings Pty Ltd accepts no responsibility for the completeness or accuracy of any of the information contained herein, and makes no representations about its suitability for any particular purpose. Users should make their own judgements about those matters and/or seek independent advice. You assume all risks associated with use of the data provided on this page.

Race Results

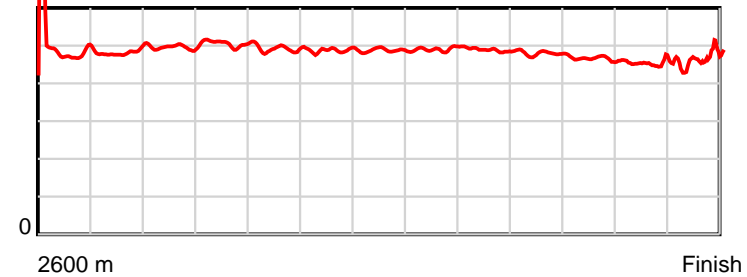
October 13, 2023, Race 9, DANCINGINTHEDARK M CANTERBURY PARK TROTTING CUP (HCP TROT), Distance 2600m, Addington - Survey 3200m

Result	TAB no.	Horse (Barrier)	2200m to	2000m to	1800m to	1600m to	1400m to	1200m to	1000m to	800m to	600m to	400m to	200m to	Total or	Margin
11th	3	Eurokash (7)	2000m	1800m	1600m	1400m	1200m	1000m	800m	600m	400m	200m	WP	Average	
		Position in running (margin)	6(8.8)	6(11.0)	6(11.4)	6(11.0)	6(8.9)	5(5.8)	3(3.3)	2(2.0)	2(1.3)	2(1.4)	2(1.9)		18.60
		Sectional time (s)	16.38	16.62	16.05	15.55	14.91	15.45	16.07	15.01	14.94	14.10	16.09		
		Cumulative time (s)	171.17	154.79	138.17	122.12	106.57	91.66	76.21	60.14	45.13	30.19	16.09	3:24.80	
		Speed (m/s)	12.21	12.03	12.46	12.86	13.41	12.94	12.45	13.32	13.39	14.18	12.43	12.70	
		Stride length (m)	6.05	6.09	6.13	6.26	6.53	6.35	6.08	6.39	6.22	6.37	5.45	6.12	
		Stride duration (s)	0.495	0.506	0.492	0.487	0.487	0.491	0.489	0.479	0.464	0.449	0.439	0.482	
		Stride efficiency (%)	57.13	57.98	58.74	61.26	66.73	63.11	57.81	63.73	60.37	63.45	46.42	58.58	
		Stride count	33.08	32.83	32.62	31.94	30.61	31.47	32.88	31.32	32.18	31.39	36.70	424.66	

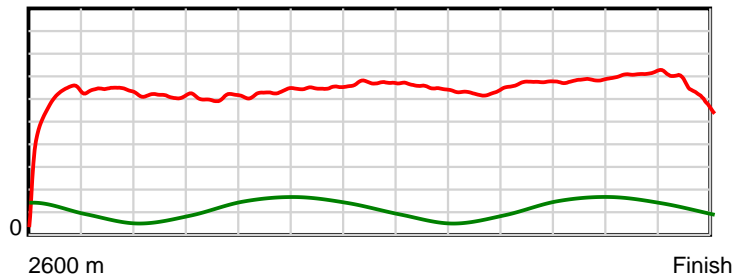
10 m Stride length



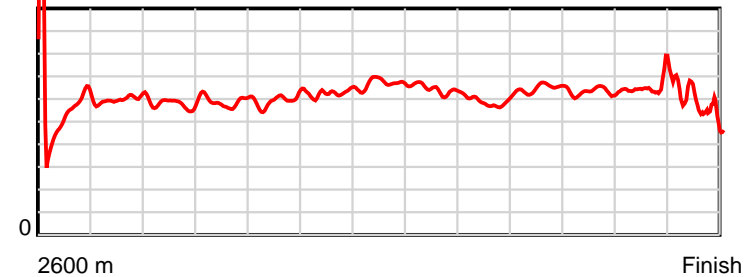
0.6 s Stride duration



20 m/sec Speed



100 % Stride efficiency



Note: Horizontal distance axis grid lines are 200m furlongs.

Disclaimer.

HRNZ and NZMTC and Thoroughbred Ratings Pty Ltd accepts no responsibility for the completeness or accuracy of any of the information contained herein, and makes no representations about its suitability for any particular purpose. Users should make their own judgements about those matters and/or seek independent advice. You assume all risks associated with use of the data provided on this page.