



## Race Results

NZ Metropolitan Trotting Club Inc, HRNZ, December 01, 2023

Compilation date: December 1, 2023, 8:44:04 PM (NZDT)

Copyright © 2023 HRNZ and NZMTC. All rights reserved.

### Trademarks.

StrideMASTER is a registered trademark of Thoroughbred Ratings Pty Ltd.

### Disclaimer.

HRNZ and NZMTC and Thoroughbred Ratings Pty Ltd accepts no responsibility for the completeness or accuracy of any of the information contained herein, and makes no representations about its suitability for any particular purpose. Users should make their own judgements about those matters and/or seek independent advice. You assume all risks associated with use of the data provided on this page.



# Race Results



December 01, 2023, Race 8, CONTINENTAL EVENT HIRE TROTTING MARES HANDICAP TROT, Distance 2600m, Addington - Survey 3200m

Result	TAB no.	Horse (Barrier)	2600 to	2400m to
1st	12	<b>Resolve (5)</b>	<b>2400m</b>	<b>2200m</b>
		Position in running (margin)	-	11(14.4)
		Sectional time (s)	18.42	15.97
		Cumulative time (s)	198.29	179.87
		Speed (m/s)	10.86	12.52
		Stride length (m)	5.65	5.72
		Stride duration (s)	0.450	0.457
		Stride efficiency (%)	49.89	51.09
		Stride count	35.40	34.98

#### Disclaimer.

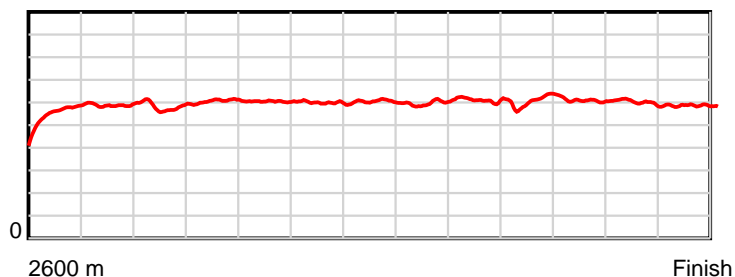
HRNZ and NZMTC and Thoroughbred Ratings Pty Ltd accepts no responsibility for the completeness or accuracy of any of the information contained herein, and makes no representations about its suitability for any particular purpose. Users should make their own judgements about those matters and/or seek independent advice. You assume all risks associated with use of the data provided on this page.

# Race Results

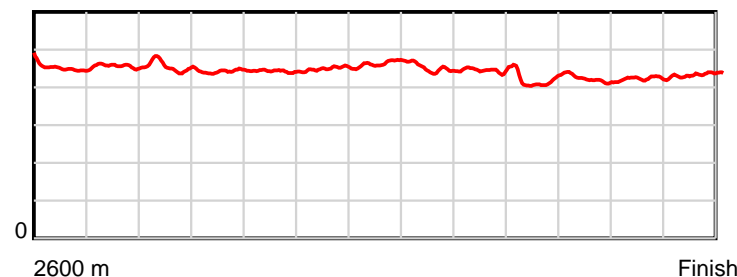
December 01, 2023, Race 8, CONTINENTAL EVENT HIRE TROTTING MARES HANDICAP TROT, Distance 2600m, Addington - Survey 3200m

Result	TAB no.	Horse (Barrier)	2200m to	2000m to	1800m to	1600m to	1400m to	1200m to	1000m to	800m to	600m to	400m to	200m to	Total or	Margin
1st	12	<b>Resolve (5)</b>	<b>2000m</b>	<b>1800m</b>	<b>1600m</b>	<b>1400m</b>	<b>1200m</b>	<b>1000m</b>	<b>800m</b>	<b>600m</b>	<b>400m</b>	<b>200m</b>	<b>WP</b>	<b>Average</b>	
		Position in running (margin)	11(18.4)	11(22.4)	11(19.5)	11(17.2)	11(13.8)	11(11.4)	10(9.8)	10(11.8)	8(7.5)	6(6.3)	3(4.2)		0.00
		Sectional time (s)	15.84	14.64	14.78	15.28	15.32	15.52	15.00	13.77	14.19	14.71	14.85		
		Cumulative time (s)	163.90	148.06	133.42	118.64	103.36	88.04	72.52	57.52	43.75	29.56	14.85	3:18.29	
		Speed (m/s)	12.63	13.66	13.53	13.09	13.05	12.89	13.33	14.52	14.09	13.60	13.47	13.11	
		Stride length (m)	5.75	6.04	5.98	5.88	6.06	5.80	5.95	6.07	5.91	5.78	5.84	5.88	
		Stride duration (s)	0.455	0.442	0.442	0.450	0.464	0.450	0.446	0.418	0.419	0.425	0.433	0.448	
		Stride efficiency (%)	51.65	57.01	55.90	54.09	57.31	52.52	55.38	57.61	54.59	52.18	53.28	53.95	
		Stride count	34.79	33.11	33.44	34.00	33.03	34.50	33.60	32.94	33.84	34.61	34.25	442.49	

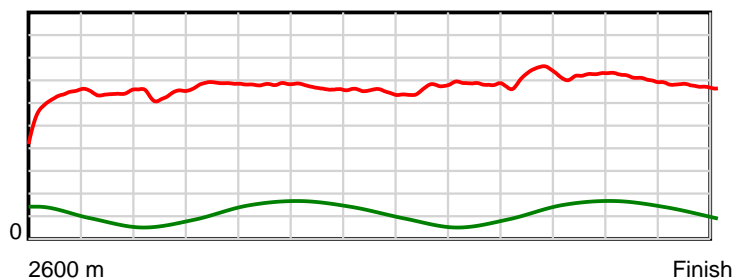
10 m Stride length



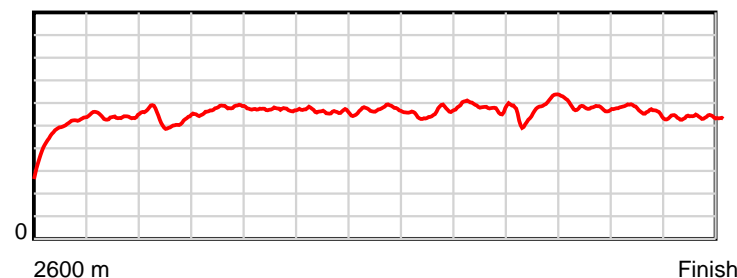
0.6 s Stride duration



20 m/sec Speed



100 % Stride efficiency



Note: Horizontal distance axis grid lines are 200m furlongs.

## Disclaimer.

HRNZ and NZMTC and Thoroughbred Ratings Pty Ltd accepts no responsibility for the completeness or accuracy of any of the information contained herein, and makes no representations about its suitability for any particular purpose. Users should make their own judgements about those matters and/or seek independent advice. You assume all risks associated with use of the data provided on this page.



# Race Results



December 01, 2023, Race 8, CONTINENTAL EVENT HIRE TROTTING MARES HANDICAP TROT, Distance 2600m, Addington - Survey 3200m

Result	TAB no.	Horse (Barrier)	2600 to	2400m to
2nd	7	<b>Muscle Bank (10)</b>	<b>2400m</b>	<b>2200m</b>
		Position in running (margin)	-	1(0.0)
		Sectional time (s)	15.85	15.30
		Cumulative time (s)	198.35	182.50
		Speed (m/s)	12.62	13.07
		Stride length (m)	5.69	5.88
		Stride duration (s)	0.456	0.450
		Stride efficiency (%)	50.56	54.07
		Stride count	35.16	34.00

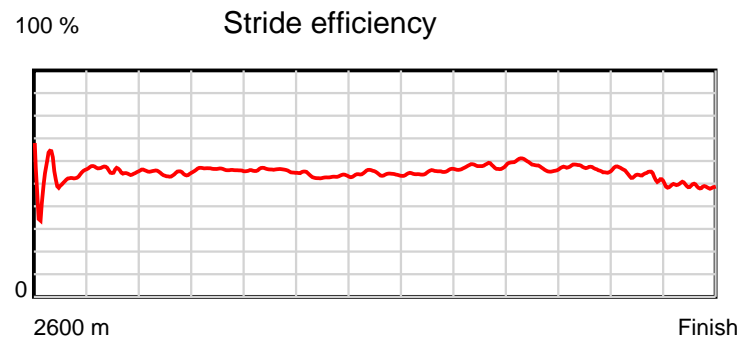
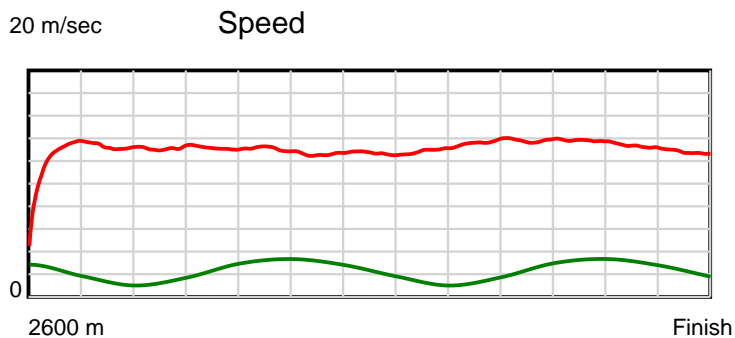
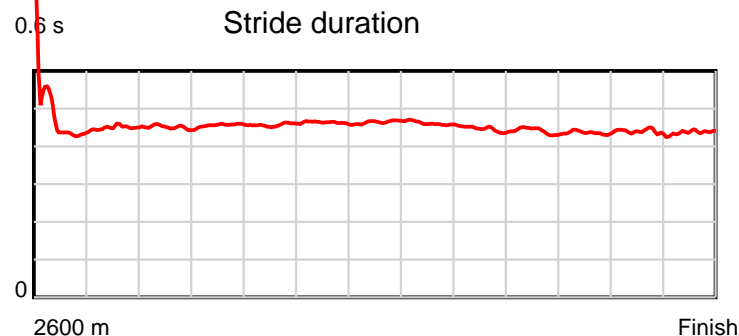
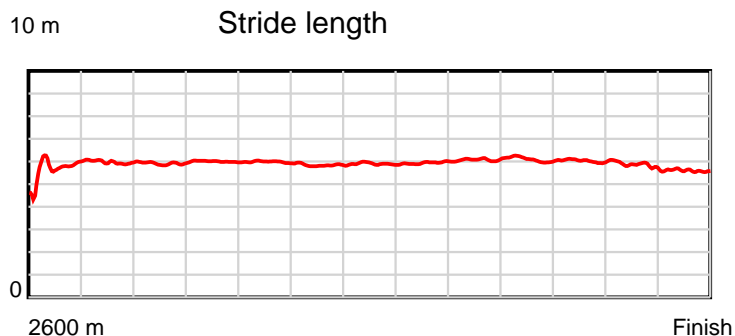
#### Disclaimer.

HRNZ and NZMTC and Thoroughbred Ratings Pty Ltd accepts no responsibility for the completeness or accuracy of any of the information contained herein, and makes no representations about its suitability for any particular purpose. Users should make their own judgements about those matters and/or seek independent advice. You assume all risks associated with use of the data provided on this page.

# Race Results

December 01, 2023, Race 8, CONTINENTAL EVENT HIRE TROTTING MARES HANDICAP TROT, Distance 2600m, Addington - Survey 3200m

Result	TAB no.	Horse (Barrier)	2200m to	2000m to	1800m to	1600m to	1400m to	1200m to	1000m to	800m to	600m to	400m to	200m to	Total or	Margin
2nd	7	<b>Muscle Bank (10)</b>	<b>2000m</b>	<b>1800m</b>	<b>1600m</b>	<b>1400m</b>	<b>1200m</b>	<b>1000m</b>	<b>800m</b>	<b>600m</b>	<b>400m</b>	<b>200m</b>	<b>WP</b>	<b>Average</b>	
		Position in running (margin)	1(0.0)	1(0.0)	1(0.0)	1(0.0)	1(0.0)	1(0.0)	1(0.0)	1(0.0)	1(0.0)	1(0.0)	1(0.0)		0.40
		Sectional time (s)	15.18	15.12	15.16	15.85	15.72	15.78	14.68	14.48	14.40	15.06	15.77		
		Cumulative time (s)	167.20	152.02	136.90	121.74	105.89	90.17	74.39	59.71	45.23	30.83	15.77	3:18.35	
		Speed (m/s)	13.18	13.23	13.19	12.62	12.72	12.67	13.62	13.81	13.89	13.28	12.68	13.11	
		Stride length (m)	5.93	6.04	6.03	5.85	5.91	5.84	6.07	6.09	6.06	5.83	5.55	5.90	
		Stride duration (s)	0.450	0.457	0.457	0.463	0.464	0.461	0.446	0.441	0.437	0.439	0.438	0.450	
		Stride efficiency (%)	55.01	56.99	56.81	53.39	54.56	53.30	57.66	57.89	57.46	53.10	48.15	54.42	
		Stride count	33.71	33.12	33.17	34.22	33.85	34.25	32.92	32.86	32.98	34.31	36.03	440.58	



Note: Horizontal distance axis grid lines are 200m furlongs.

#### Disclaimer.

HRNZ and NZMTC and Thoroughbred Ratings Pty Ltd accepts no responsibility for the completeness or accuracy of any of the information contained herein, and makes no representations about its suitability for any particular purpose. Users should make their own judgements about those matters and/or seek independent advice. You assume all risks associated with use of the data provided on this page.



# Race Results



December 01, 2023, Race 8, CONTINENTAL EVENT HIRE TROTTING MARES HANDICAP TROT, Distance 2600m, Addington - Survey 3200m

Result	TAB no.	Horse (Barrier)	2600 to	2400m to
3rd	10	I Dream Of Jea... (6)	2400m	2200m
		Position in running (margin)	-	5(6.3)
		Sectional time (s)	17.12	16.28
		Cumulative time (s)	199.30	182.18
		Speed (m/s)	11.68	12.29
		Stride length (m)	5.95	6.10
		Stride duration (s)	0.466	0.497
		Stride efficiency (%)	55.27	58.12
		Stride count	33.63	32.79

#### Disclaimer.

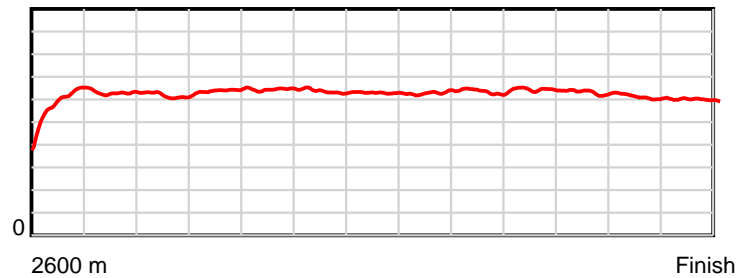
HRNZ and NZMTC and Thoroughbred Ratings Pty Ltd accepts no responsibility for the completeness or accuracy of any of the information contained herein, and makes no representations about its suitability for any particular purpose. Users should make their own judgements about those matters and/or seek independent advice. You assume all risks associated with use of the data provided on this page.

# Race Results

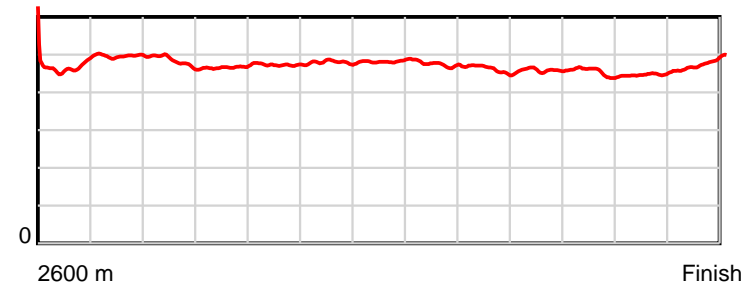
December 01, 2023, Race 8, CONTINENTAL EVENT HIRE TROTTING MARES HANDICAP TROT, Distance 2600m, Addington - Survey 3200m

Result	TAB no.	Horse (Barrier)	2200m to	2000m to	1800m to	1600m to	1400m to	1200m to	1000m to	800m to	600m to	400m to	200m to	Total or	Margin
3rd	10	I Dream Of Jea... (6)	2000m	1800m	1600m	1400m	1200m	1000m	800m	600m	400m	200m	WP	Average	
		Position in running (margin)	6(12.1)	7(16.1)	7(13.0)	7(11.4)	6(7.9)	5(5.2)	5(3.9)	4(4.6)	4(3.6)	4(4.9)	2(3.9)		5.60
		Sectional time (s)	15.85	14.60	14.90	15.26	15.27	15.57	14.79	14.31	14.61	14.89	15.85		
		Cumulative time (s)	165.90	150.05	135.45	120.55	105.29	90.02	74.45	59.66	45.35	30.74	15.85	3:19.30	
		Speed (m/s)	12.62	13.70	13.42	13.11	13.10	12.85	13.52	13.98	13.69	13.43	12.62	13.05	
		Stride length (m)	6.09	6.40	6.35	6.29	6.32	6.09	6.23	6.41	6.20	6.02	6.02	6.19	
		Stride duration (s)	0.483	0.467	0.473	0.480	0.482	0.474	0.461	0.459	0.453	0.449	0.477	0.474	
		Stride efficiency (%)	57.99	63.94	62.91	61.85	62.35	57.92	60.70	64.28	60.07	56.71	56.67	59.80	
		Stride count	32.83	31.27	31.52	31.79	31.66	32.85	32.09	31.18	32.26	33.20	33.21	420.28	

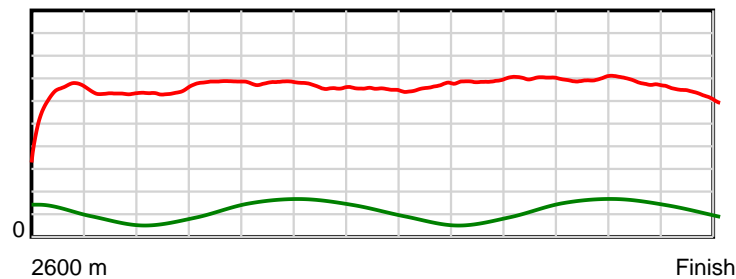
10 m Stride length



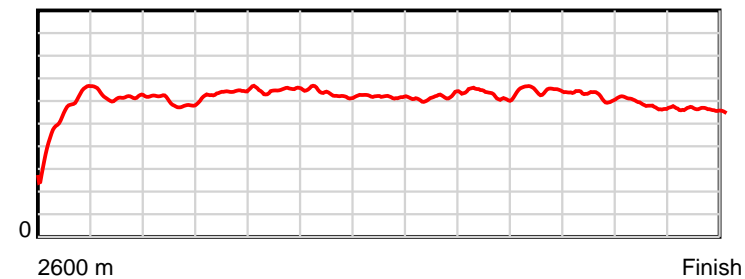
0.6 s Stride duration



20 m/sec Speed



100 % Stride efficiency



Note: Horizontal distance axis grid lines are 200m furlongs.

## Disclaimer.

HRNZ and NZMTC and Thoroughbred Ratings Pty Ltd accepts no responsibility for the completeness or accuracy of any of the information contained herein, and makes no representations about its suitability for any particular purpose. Users should make their own judgements about those matters and/or seek independent advice. You assume all risks associated with use of the data provided on this page.



# Race Results



December 01, 2023, Race 8, CONTINENTAL EVENT HIRE TROTTING MARES HANDICAP TROT, Distance 2600m, Addington - Survey 3200m

Result	TAB no.	Horse (Barrier)	2600 to	2400m to
4th	5	<b>Hidden Talent (8)</b>	<b>2400m</b>	<b>2200m</b>
		Position in running (margin)	-	7(7.5)
		Sectional time (s)	17.06	16.44
		Cumulative time (s)	199.56	182.50
		Speed (m/s)	11.72	12.17
		Stride length (m)	5.61	5.97
		Stride duration (s)	0.471	0.491
		Stride efficiency (%)	49.13	55.70
		Stride count	35.67	33.50

#### Disclaimer.

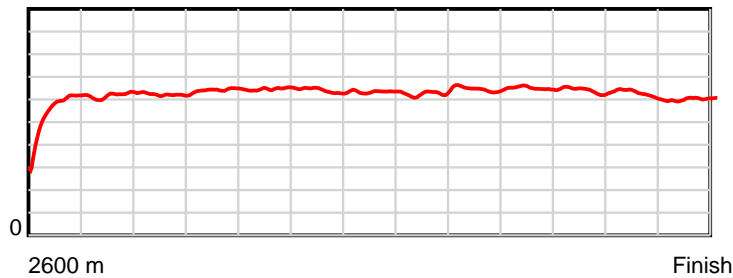
HRNZ and NZMTC and Thoroughbred Ratings Pty Ltd accepts no responsibility for the completeness or accuracy of any of the information contained herein, and makes no representations about its suitability for any particular purpose. Users should make their own judgements about those matters and/or seek independent advice. You assume all risks associated with use of the data provided on this page.

# Race Results

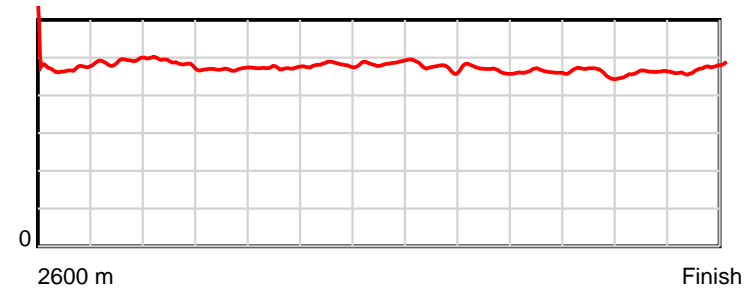
December 01, 2023, Race 8, CONTINENTAL EVENT HIRE TROTTING MARES HANDICAP TROT, Distance 2600m, Addington - Survey 3200m

Result	TAB no.	Horse (Barrier)	2200m to	2000m to	1800m to	1600m to	1400m to	1200m to	1000m to	800m to	600m to	400m to	200m to	Total or	Margin
4th	5	<b>Hidden Talent (8)</b>	<b>2000m</b>	<b>1800m</b>	<b>1600m</b>	<b>1400m</b>	<b>1200m</b>	<b>1000m</b>	<b>800m</b>	<b>600m</b>	<b>400m</b>	<b>200m</b>	<b>WP</b>	<b>Average</b>	
		Position in running (margin)	7(14.3)	8(18.3)	8(15.2)	8(12.8)	8(9.4)	7(7.2)	6(6.1)	6(6.6)	6(5.2)	7(6.8)	4(7.3)		7.10
		Sectional time (s)	15.85	14.60	14.77	15.28	15.35	15.59	14.76	14.25	14.66	15.14	15.81		
		Cumulative time (s)	166.06	150.21	135.61	120.84	105.56	90.21	74.62	59.86	45.61	30.95	15.81	3:19.56	
		Speed (m/s)	12.62	13.70	13.54	13.09	13.03	12.83	13.55	14.04	13.64	13.21	12.65	13.03	
		Stride length (m)	6.14	6.44	6.41	6.29	6.34	6.10	6.33	6.50	6.28	6.09	5.98	6.18	
		Stride duration (s)	0.487	0.470	0.473	0.481	0.487	0.475	0.467	0.463	0.460	0.461	0.473	0.474	
		Stride efficiency (%)	58.99	64.76	64.19	61.85	62.81	58.06	62.58	65.95	61.56	58.04	55.95	59.70	
		Stride count	32.55	31.07	31.20	31.79	31.55	32.81	31.60	30.79	31.86	32.82	33.42	420.63	

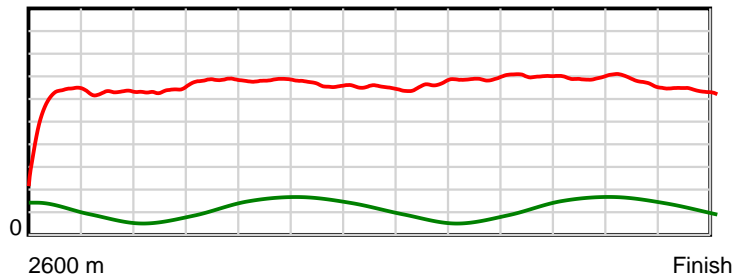
10 m Stride length



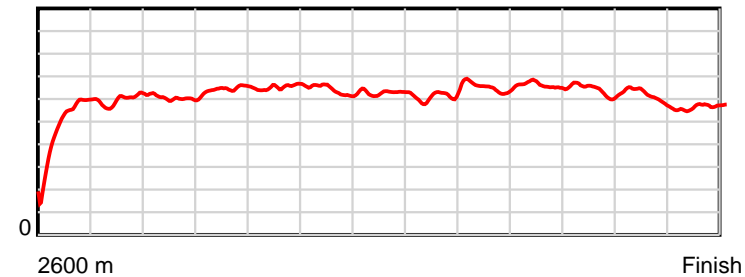
0.6 s Stride duration



20 m/sec Speed



100 % Stride efficiency



Note: Horizontal distance axis grid lines are 200m furlongs.

**Disclaimer.**

HRNZ and NZMTC and Thoroughbred Ratings Pty Ltd accepts no responsibility for the completeness or accuracy of any of the information contained herein, and makes no representations about its suitability for any particular purpose. Users should make their own judgements about those matters and/or seek independent advice. You assume all risks associated with use of the data provided on this page.



# Race Results



December 01, 2023, Race 8, CONTINENTAL EVENT HIRE TROTTING MARES HANDICAP TROT, Distance 2600m, Addington - Survey 3200m

Result	TAB no.	Horse (Barrier)	2600 to	2400m to
5th	2	Aldebaran Flos... (0)	2400m	2200m
		Position in running (margin)	-	8(8.7)
		Sectional time (s)	17.45	15.60
		Cumulative time (s)	200.26	182.81
		Speed (m/s)	11.46	12.82
		Stride length (m)	5.25	6.05
		Stride duration (s)	0.459	0.472
		Stride efficiency (%)	43.14	57.16
		Stride count	38.06	33.07

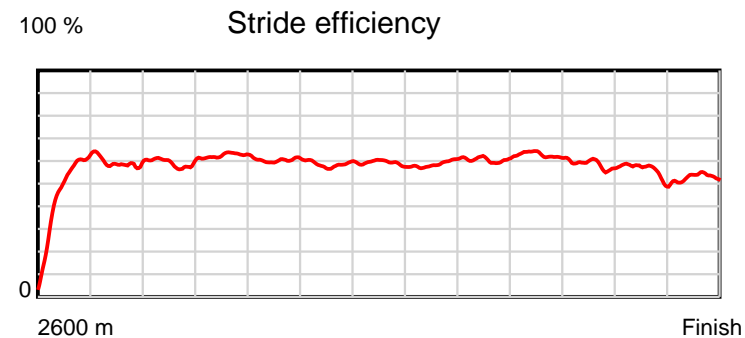
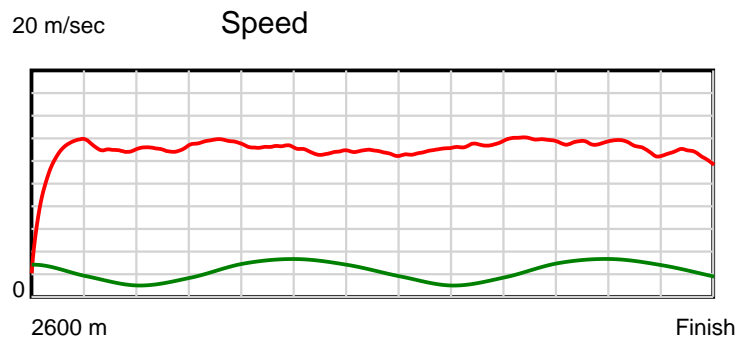
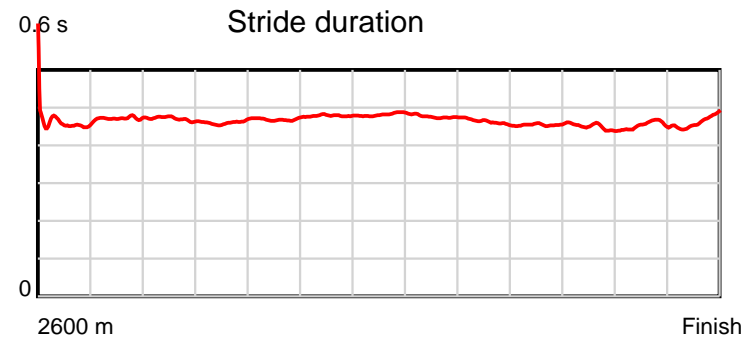
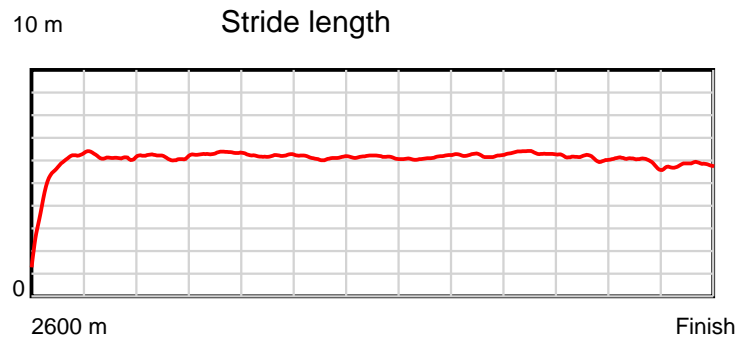
#### Disclaimer.

HRNZ and NZMTC and Thoroughbred Ratings Pty Ltd accepts no responsibility for the completeness or accuracy of any of the information contained herein, and makes no representations about its suitability for any particular purpose. Users should make their own judgements about those matters and/or seek independent advice. You assume all risks associated with use of the data provided on this page.

# Race Results

December 01, 2023, Race 8, CONTINENTAL EVENT HIRE TROTTING MARES HANDICAP TROT, Distance 2600m, Addington - Survey 3200m

Result	TAB no.	Horse (Barrier)	2200m to	2000m to	1800m to	1600m to	1400m to	1200m to	1000m to	800m to	600m to	400m to	200m to	Total or	Margin
5th	2	Aldebaran Flos... (0)	2000m	1800m	1600m	1400m	1200m	1000m	800m	600m	400m	200m	WP	Average	
		Position in running (margin)	5(10.5)	4(10.9)	4(7.9)	4(7.0)	5(6.2)	6(5.7)	7(6.2)	7(7.0)	7(6.6)	8(7.6)	8(9.4)		11.00
		Sectional time (s)	15.23	14.63	15.00	15.72	15.64	15.86	14.81	14.41	14.56	15.37	15.98		
		Cumulative time (s)	167.21	151.98	137.35	122.35	106.63	90.99	75.13	60.32	45.91	31.35	15.98	3:20.26	
		Speed (m/s)	13.13	13.67	13.33	12.72	12.79	12.61	13.50	13.88	13.74	13.01	12.52	12.98	
		Stride length (m)	6.17	6.30	6.26	6.09	6.16	6.00	6.23	6.31	6.16	5.91	5.81	6.04	
		Stride duration (s)	0.470	0.461	0.469	0.478	0.482	0.476	0.462	0.455	0.448	0.454	0.464	0.465	
		Stride efficiency (%)	59.56	61.95	61.15	57.86	59.33	56.29	60.73	62.27	59.23	54.54	52.78	57.02	
		Stride count	32.40	31.76	31.97	32.87	32.46	33.32	32.08	31.68	32.49	33.85	34.41	430.42	



Note: Horizontal distance axis grid lines are 200m furlongs.

#### Disclaimer.

HRNZ and NZMTC and Thoroughbred Ratings Pty Ltd accepts no responsibility for the completeness or accuracy of any of the information contained herein, and makes no representations about its suitability for any particular purpose. Users should make their own judgements about those matters and/or seek independent advice. You assume all risks associated with use of the data provided on this page.



# Race Results



December 01, 2023, Race 8, CONTINENTAL EVENT HIRE TROTTING MARES HANDICAP TROT, Distance 2600m, Addington - Survey 3200m

Result	TAB no.	Horse (Barrier)	2600 to	2400m to
6th	4	<b>The Bloss (7)</b>	<b>2400m</b>	<b>2200m</b>
		Position in running (margin)	-	2(1.7)
		Sectional time (s)	16.22	15.42
		Cumulative time (s)	200.69	184.47
		Speed (m/s)	12.33	12.97
		Stride length (m)	5.51	5.90
		Stride duration (s)	0.443	0.455
		Stride efficiency (%)	47.41	54.34
		Stride count	36.31	33.92

#### Disclaimer.

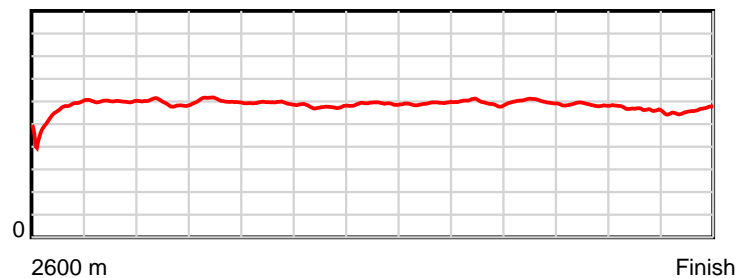
HRNZ and NZMTC and Thoroughbred Ratings Pty Ltd accepts no responsibility for the completeness or accuracy of any of the information contained herein, and makes no representations about its suitability for any particular purpose. Users should make their own judgements about those matters and/or seek independent advice. You assume all risks associated with use of the data provided on this page.

# Race Results

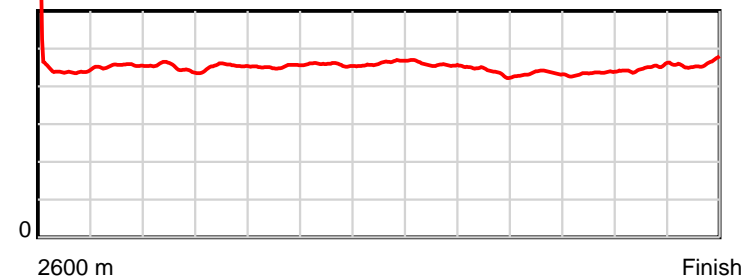
December 01, 2023, Race 8, CONTINENTAL EVENT HIRE TROTTING MARES HANDICAP TROT, Distance 2600m, Addington - Survey 3200m

Result	TAB no.	Horse (Barrier)	2200m to	2000m to	1800m to	1600m to	1400m to	1200m to	1000m to	800m to	600m to	400m to	200m to	Total or	Margin
6th	4	<b>The Bloss (7)</b>	<b>2000m</b>	<b>1800m</b>	<b>1600m</b>	<b>1400m</b>	<b>1200m</b>	<b>1000m</b>	<b>800m</b>	<b>600m</b>	<b>400m</b>	<b>200m</b>	<b>WP</b>	<b>Average</b>	
		Position in running (margin)	2(2.4)	2(2.3)	2(1.9)	2(2.0)	2(2.4)	2(1.8)	2(1.7)	2(2.3)	3(2.3)	3(3.8)	7(9.2)		13.40
		Sectional time (s)	15.16	15.06	15.17	15.92	15.63	15.76	14.77	14.47	14.64	15.96	16.51		
		Cumulative time (s)	169.05	153.89	138.83	123.66	107.74	92.11	76.35	61.58	47.11	32.47	16.51	3:20.69	
		Speed (m/s)	13.19	13.28	13.18	12.56	12.80	12.69	13.54	13.82	13.66	12.53	12.11	12.96	
		Stride length (m)	5.94	6.02	5.96	5.75	5.91	5.83	5.95	6.00	5.93	5.62	5.58	5.83	
		Stride duration (s)	0.450	0.453	0.452	0.458	0.462	0.459	0.440	0.435	0.434	0.449	0.461	0.450	
		Stride efficiency (%)	55.09	56.62	55.60	51.70	54.62	53.03	55.33	56.34	55.03	49.37	48.61	53.19	
		Stride count	33.68	33.23	33.53	34.77	33.83	34.33	33.61	33.31	33.70	35.58	35.86	445.66	

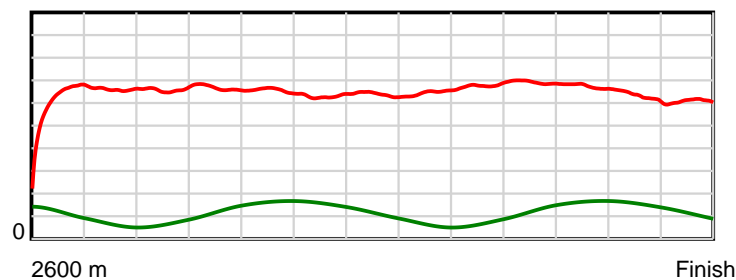
10 m Stride length



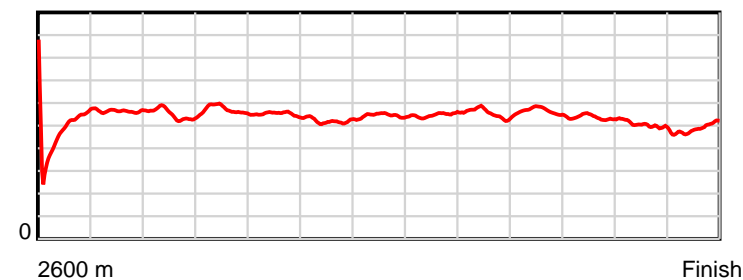
0.6 s Stride duration



20 m/sec Speed



100 % Stride efficiency



Note: Horizontal distance axis grid lines are 200m furlongs.

## Disclaimer.

HRNZ and NZMTC and Thoroughbred Ratings Pty Ltd accepts no responsibility for the completeness or accuracy of any of the information contained herein, and makes no representations about its suitability for any particular purpose. Users should make their own judgements about those matters and/or seek independent advice. You assume all risks associated with use of the data provided on this page.



# Race Results



December 01, 2023, Race 8, CONTINENTAL EVENT HIRE TROTTING MARES HANDICAP TROT, Distance 2600m, Addington - Survey 3200m

Result	TAB no.	Horse (Barrier)	2600 to	2400m to
7th	11	Time Up The Hi... (2)	2400m	2200m
		Position in running (margin)	-	12(17.2)
		Sectional time (s)	18.78	15.83
		Cumulative time (s)	200.72	181.94
		Speed (m/s)	10.65	12.63
		Stride length (m)	5.89	6.02
		Stride duration (s)	0.461	0.476
		Stride efficiency (%)	54.26	56.57
		Stride count	33.94	33.24

#### Disclaimer.

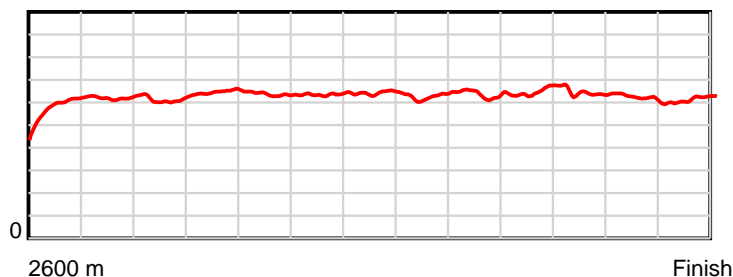
HRNZ and NZMTC and Thoroughbred Ratings Pty Ltd accepts no responsibility for the completeness or accuracy of any of the information contained herein, and makes no representations about its suitability for any particular purpose. Users should make their own judgements about those matters and/or seek independent advice. You assume all risks associated with use of the data provided on this page.

# Race Results

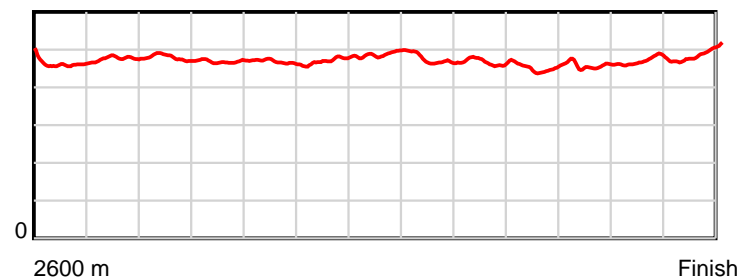
December 01, 2023, Race 8, CONTINENTAL EVENT HIRE TROTTING MARES HANDICAP TROT, Distance 2600m, Addington - Survey 3200m

Result	TAB no.	Horse (Barrier)	2200m to	2000m to	1800m to	1600m to	1400m to	1200m to	1000m to	800m to	600m to	400m to	200m to	Total or	Margin
7th	11	<b>Time Up The Hi... (2)</b>	<b>2000m</b>	<b>1800m</b>	<b>1600m</b>	<b>1400m</b>	<b>1200m</b>	<b>1000m</b>	<b>800m</b>	<b>600m</b>	<b>400m</b>	<b>200m</b>	<b>WP</b>	<b>Average</b>	
		Position in running (margin)	12(20.4)	12(25.6)	12(22.2)	12(20.5)	12(16.1)	12(13.1)	12(12.3)	12(14.3)	11(11.2)	10(11.8)	10(13.0)		13.50
		Sectional time (s)	16.05	14.56	14.88	15.11	15.23	15.64	15.01	13.95	14.51	15.26	15.91		
		Cumulative time (s)	166.11	150.06	135.50	120.62	105.51	90.28	74.64	59.63	45.68	31.17	15.91	3:20.72	
		Speed (m/s)	12.46	13.74	13.44	13.24	13.13	12.79	13.32	14.34	13.78	13.11	12.57	12.95	
		Stride length (m)	5.97	6.44	6.29	6.25	6.41	6.04	6.23	6.47	6.31	6.19	6.18	6.20	
		Stride duration (s)	0.479	0.468	0.468	0.472	0.488	0.472	0.467	0.451	0.458	0.472	0.492	0.479	
		Stride efficiency (%)	55.70	64.71	61.75	60.97	64.27	56.93	60.60	65.40	62.28	59.79	59.68	60.08	
		Stride count	33.50	31.08	31.82	32.02	31.19	33.13	32.12	30.91	31.68	32.33	32.36	419.32	

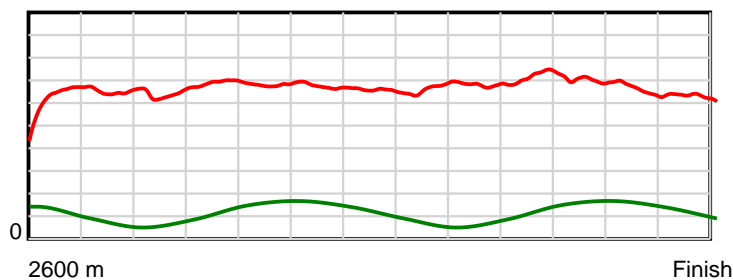
10 m Stride length



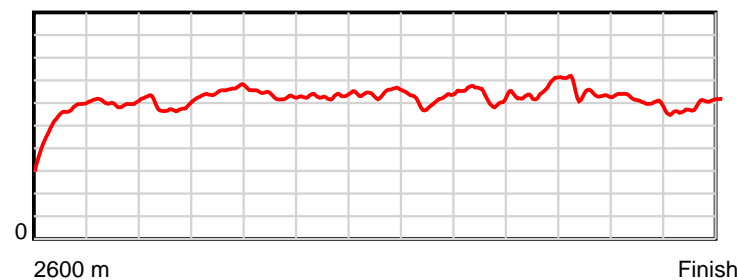
0.6 s Stride duration



20 m/sec Speed



100 % Stride efficiency



Note: Horizontal distance axis grid lines are 200m furlongs.

## Disclaimer.

HRNZ and NZMTC and Thoroughbred Ratings Pty Ltd accepts no responsibility for the completeness or accuracy of any of the information contained herein, and makes no representations about its suitability for any particular purpose. Users should make their own judgements about those matters and/or seek independent advice. You assume all risks associated with use of the data provided on this page.



# Race Results



December 01, 2023, Race 8, CONTINENTAL EVENT HIRE TROTTING MARES HANDICAP TROT, Distance 2600m, Addington - Survey 3200m

Result	TAB no.	Horse (Barrier)	2600 to	2400m to
8th	6	Missalyssa (9)	2400m	2200m
		Position in running (margin)	-	3(4.1)
		Sectional time (s)	16.73	16.31
		Cumulative time (s)	200.95	184.22
		Speed (m/s)	11.96	12.26
		Stride length (m)	5.42	5.81
		Stride duration (s)	0.449	0.474
		Stride efficiency (%)	45.98	52.76
		Stride count	36.87	34.42

#### Disclaimer.

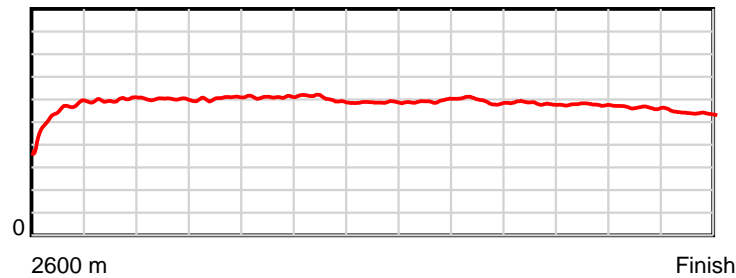
HRNZ and NZMTC and Thoroughbred Ratings Pty Ltd accepts no responsibility for the completeness or accuracy of any of the information contained herein, and makes no representations about its suitability for any particular purpose. Users should make their own judgements about those matters and/or seek independent advice. You assume all risks associated with use of the data provided on this page.

# Race Results

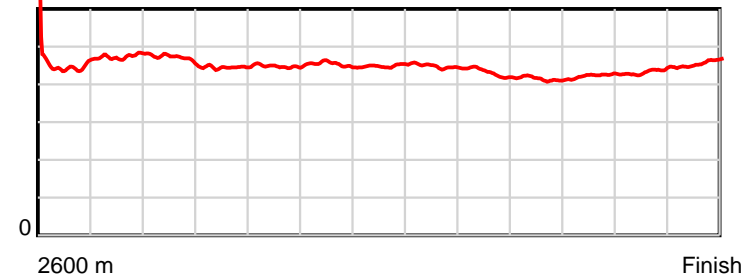
December 01, 2023, Race 8, CONTINENTAL EVENT HIRE TROTTING MARES HANDICAP TROT, Distance 2600m, Addington - Survey 3200m

Result	TAB no.	Horse (Barrier)	2200m to	2000m to	1800m to	1600m to	1400m to	1200m to	1000m to	800m to	600m to	400m to	200m to	Total or	Margin
8th	6	Missalyssa (9)	<b>2000m</b>	<b>1800m</b>	<b>1600m</b>	<b>1400m</b>	<b>1200m</b>	<b>1000m</b>	<b>800m</b>	<b>600m</b>	<b>400m</b>	<b>200m</b>	<b>WP</b>	<b>Average</b>	
		Position in running (margin)	4(10.1)	5(13.4)	5(10.9)	5(8.8)	4(5.9)	3(3.3)	3(2.6)	3(2.8)	2(1.6)	2(3.6)	5(7.5)		14.80
		Sectional time (s)	15.73	14.71	14.80	15.37	15.28	15.67	14.69	14.29	14.73	15.69	16.95		
		Cumulative time (s)	167.91	152.18	137.47	122.67	107.30	92.02	76.35	61.66	47.37	32.64	16.95	3:20.95	
		Speed (m/s)	12.71	13.60	13.51	13.01	13.09	12.76	13.61	14.00	13.58	12.75	11.80	12.94	
		Stride length (m)	5.98	6.05	6.06	5.90	5.87	5.71	5.85	5.79	5.75	5.54	5.40	5.77	
		Stride duration (s)	0.470	0.445	0.448	0.453	0.449	0.448	0.430	0.414	0.424	0.435	0.458	0.446	
		Stride efficiency (%)	55.87	57.18	57.32	54.31	53.92	51.02	53.40	52.47	51.74	47.94	45.55	52.07	
		Stride count	33.45	33.06	33.02	33.93	34.05	35.00	34.21	34.51	34.76	36.11	37.04	450.43	

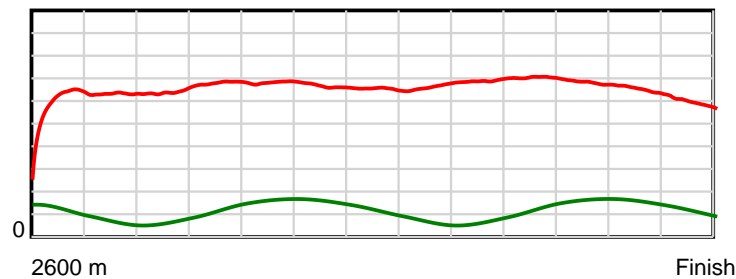
10 m Stride length



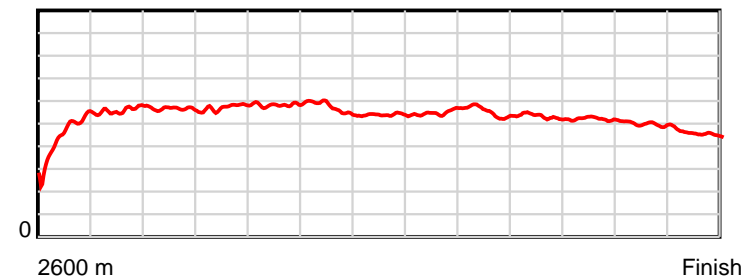
0.6 s Stride duration



20 m/sec Speed



100 % Stride efficiency



Note: Horizontal distance axis grid lines are 200m furlongs.

**Disclaimer.**

HRNZ and NZMTC and Thoroughbred Ratings Pty Ltd accepts no responsibility for the completeness or accuracy of any of the information contained herein, and makes no representations about its suitability for any particular purpose. Users should make their own judgements about those matters and/or seek independent advice. You assume all risks associated with use of the data provided on this page.



# Race Results



December 01, 2023, Race 8, CONTINENTAL EVENT HIRE TROTTING MARES HANDICAP TROT, Distance 2600m, Addington - Survey 3200m

Result	TAB no.	Horse (Barrier)	2600 to	2400m to
9th	3	Idle Stuardia (3)	2400m	2200m
		Position in running (margin)	-	4(5.1)
		Sectional time (s)	16.63	15.31
		Cumulative time (s)	201.19	184.56
		Speed (m/s)	12.03	13.06
		Stride length (m)	5.83	6.23
		Stride duration (s)	0.471	0.477
		Stride efficiency (%)	53.15	60.68
		Stride count	34.29	32.09

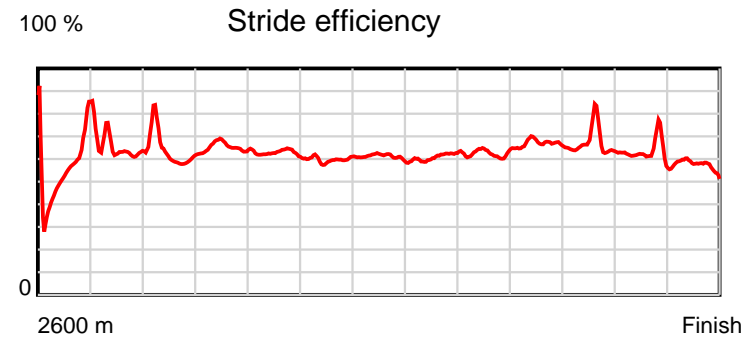
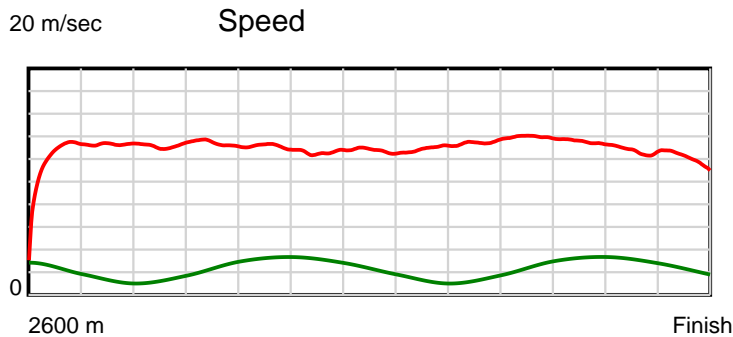
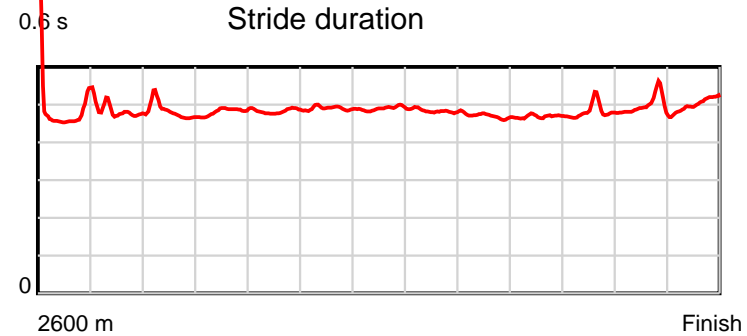
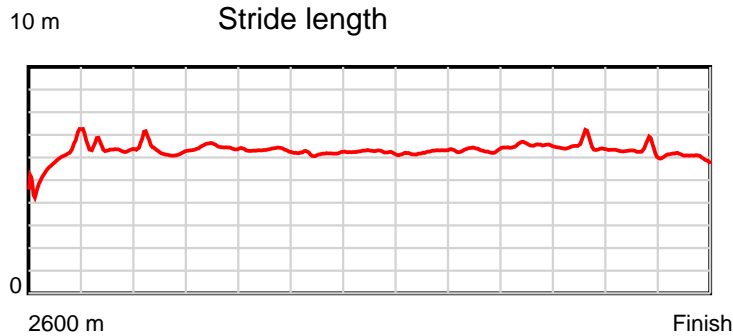
## Disclaimer.

HRNZ and NZMTC and Thoroughbred Ratings Pty Ltd accepts no responsibility for the completeness or accuracy of any of the information contained herein, and makes no representations about its suitability for any particular purpose. Users should make their own judgements about those matters and/or seek independent advice. You assume all risks associated with use of the data provided on this page.

# Race Results

December 01, 2023, Race 8, CONTINENTAL EVENT HIRE TROTTING MARES HANDICAP TROT, Distance 2600m, Addington - Survey 3200m

Result	TAB no.	Horse (Barrier)	2200m to	2000m to	1800m to	1600m to	1400m to	1200m to	1000m to	800m to	600m to	400m to	200m to	Total or	Margin
9th	3	Idle Stuartia (3)	2000m	1800m	1600m	1400m	1200m	1000m	800m	600m	400m	200m	WP	Average	
		Position in running (margin)	3(5.2)	3(5.3)	3(4.1)	3(4.2)	3(4.1)	4(3.6)	4(3.6)	5(4.7)	5(4.3)	5(6.2)	9(10.4)		16.10
		Sectional time (s)	15.21	14.91	15.18	15.84	15.64	15.78	14.85	14.42	14.71	15.76	16.95		
		Cumulative time (s)	169.25	154.04	139.13	123.95	108.11	92.47	76.69	61.84	47.42	32.71	16.95	3:21.19	
		Speed (m/s)	13.15	13.41	13.18	12.63	12.79	12.67	13.47	13.87	13.60	12.69	11.80	12.92	
		Stride length (m)	6.30	6.47	6.35	6.19	6.27	6.12	6.32	6.50	6.53	6.26	5.83	6.24	
		Stride duration (s)	0.479	0.482	0.482	0.490	0.490	0.483	0.469	0.468	0.480	0.494	0.494	0.483	
		Stride efficiency (%)	62.09	65.43	63.07	59.87	61.34	58.55	62.34	65.94	66.62	61.32	53.02	60.82	
		Stride count	31.73	30.91	31.48	32.31	31.92	32.67	31.67	30.79	30.63	31.93	34.33	416.75	



Note: Horizontal distance axis grid lines are 200m furlongs.

#### Disclaimer.

HRNZ and NZMTC and Thoroughbred Ratings Pty Ltd accepts no responsibility for the completeness or accuracy of any of the information contained herein, and makes no representations about its suitability for any particular purpose. Users should make their own judgements about those matters and/or seek independent advice. You assume all risks associated with use of the data provided on this page.



# Race Results



December 01, 2023, Race 8, CONTINENTAL EVENT HIRE TROTTING MARES HANDICAP TROT, Distance 2600m, Addington - Survey 3200m

Result	TAB no.	Horse (Barrier)	2600 to	2400m to
10th	9	<b>Galway Girl (4)</b>	<b>2400m</b>	<b>2200m</b>
		Position in running (margin)	-	9(12.5)
		Sectional time (s)	17.97	15.97
		Cumulative time (s)	201.48	183.51
		Speed (m/s)	11.13	12.52
		Stride length (m)	5.39	5.78
		Stride duration (s)	0.444	0.462
		Stride efficiency (%)	45.38	52.29
		Stride count	37.11	34.57

#### Disclaimer.

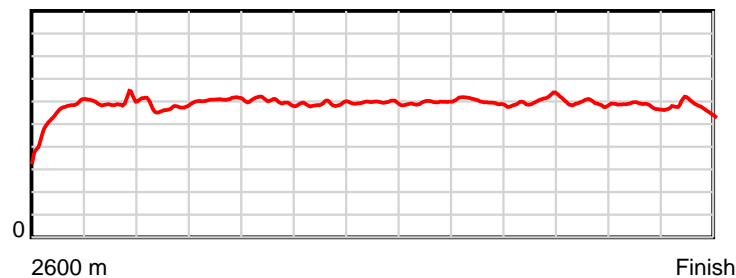
HRNZ and NZMTC and Thoroughbred Ratings Pty Ltd accepts no responsibility for the completeness or accuracy of any of the information contained herein, and makes no representations about its suitability for any particular purpose. Users should make their own judgements about those matters and/or seek independent advice. You assume all risks associated with use of the data provided on this page.

# Race Results

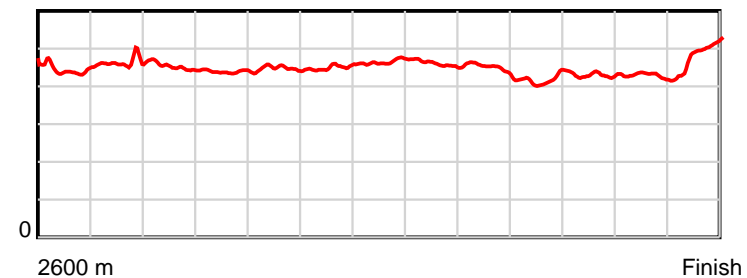
December 01, 2023, Race 8, CONTINENTAL EVENT HIRE TROTTING MARES HANDICAP TROT, Distance 2600m, Addington - Survey 3200m

Result	TAB no.	Horse (Barrier)	2200m to	2000m to	1800m to	1600m to	1400m to	1200m to	1000m to	800m to	600m to	400m to	200m to	Total or	Margin
10th	9	<b>Galway Girl (4)</b>	<b>2000m</b>	<b>1800m</b>	<b>1600m</b>	<b>1400m</b>	<b>1200m</b>	<b>1000m</b>	<b>800m</b>	<b>600m</b>	<b>400m</b>	<b>200m</b>	<b>WP</b>	<b>Average</b>	
		Position in running (margin)	10(16.4)	9(19.8)	9(15.9)	9(13.6)	9(10.2)	10(9.6)	11(10.2)	11(12.2)	9(8.3)	9(9.0)	6(9.1)		17.70
		Sectional time (s)	15.74	14.47	14.78	15.29	15.62	15.87	15.02	13.83	14.50	15.07	17.35		
		Cumulative time (s)	167.54	151.80	137.33	122.55	107.26	91.64	75.77	60.75	46.92	32.42	17.35	3:21.48	
		Speed (m/s)	12.71	13.82	13.53	13.08	12.80	12.60	13.32	14.46	13.79	13.27	11.53	12.90	
		Stride length (m)	5.75	6.07	6.06	5.88	5.95	5.80	5.97	6.07	5.92	5.67	5.63	5.83	
		Stride duration (s)	0.452	0.439	0.447	0.450	0.465	0.460	0.449	0.420	0.429	0.427	0.488	0.452	
		Stride efficiency (%)	51.61	57.49	57.32	54.09	55.38	52.48	55.76	57.58	54.74	50.25	49.45	53.20	
		Stride count	34.80	32.97	33.02	33.99	33.60	34.51	33.48	32.95	33.79	35.27	35.55	445.61	

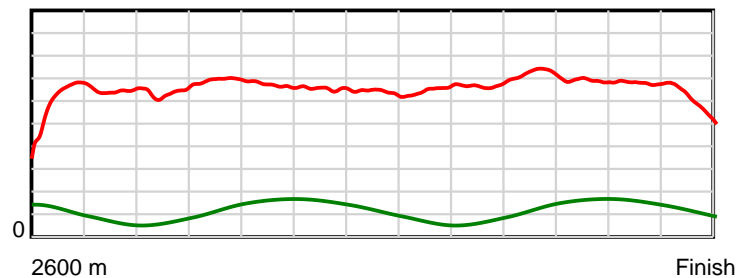
10 m Stride length



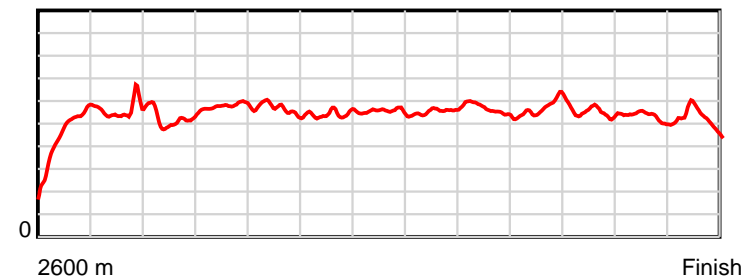
0.6 s Stride duration



20 m/sec Speed



100 % Stride efficiency



Note: Horizontal distance axis grid lines are 200m furlongs.

### Disclaimer.

HRNZ and NZMTC and Thoroughbred Ratings Pty Ltd accepts no responsibility for the completeness or accuracy of any of the information contained herein, and makes no representations about its suitability for any particular purpose. Users should make their own judgements about those matters and/or seek independent advice. You assume all risks associated with use of the data provided on this page.



# Race Results



December 01, 2023, Race 8, CONTINENTAL EVENT HIRE TROTTING MARES HANDICAP TROT, Distance 2600m, Addington - Survey 3200m

Result	TAB no.	Horse (Barrier)	2600 to	2400m to
11th	1	<b>Who's Queen (1)</b>	<b>2400m</b>	<b>2200m</b>
		Position in running (margin)	-	10(13.3)
		Sectional time (s)	18.31	15.52
		Cumulative time (s)	203.35	185.04
		Speed (m/s)	10.92	12.89
		Stride length (m)	4.64	5.44
		Stride duration (s)	0.420	0.422
		Stride efficiency (%)	33.68	46.27
		Stride count	43.08	36.76

#### Disclaimer.

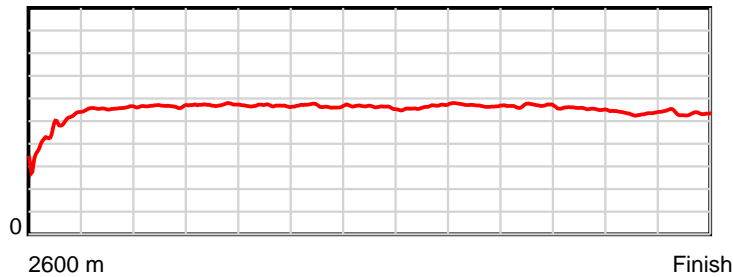
HRNZ and NZMTC and Thoroughbred Ratings Pty Ltd accepts no responsibility for the completeness or accuracy of any of the information contained herein, and makes no representations about its suitability for any particular purpose. Users should make their own judgements about those matters and/or seek independent advice. You assume all risks associated with use of the data provided on this page.

# Race Results

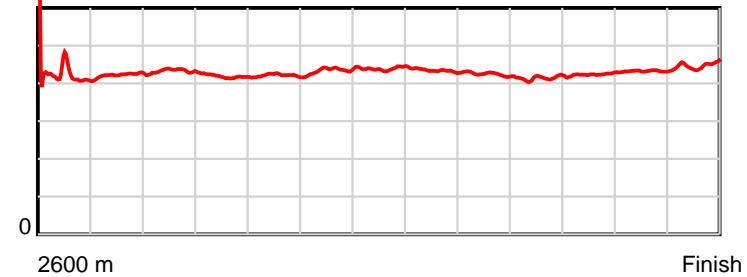
December 01, 2023, Race 8, CONTINENTAL EVENT HIRE TROTTING MARES HANDICAP TROT, Distance 2600m, Addington - Survey 3200m

Result	TAB no.	Horse (Barrier)	2200m to	2000m to	1800m to	1600m to	1400m to	1200m to	1000m to	800m to	600m to	400m to	200m to	Total or	Margin
11th	1	<b>Who's Queen (1)</b>	<b>2000m</b>	<b>1800m</b>	<b>1600m</b>	<b>1400m</b>	<b>1200m</b>	<b>1000m</b>	<b>800m</b>	<b>600m</b>	<b>400m</b>	<b>200m</b>	<b>WP</b>	<b>Average</b>	
		Position in running (margin)	8(14.6)	6(15.1)	6(12.7)	6(10.6)	7(8.4)	8(7.9)	8(7.7)	8(9.6)	10(10.8)	11(16.1)	11(23.1)		28.10
		Sectional time (s)	15.27	14.71	14.82	15.48	15.65	15.74	14.99	14.67	15.29	16.21	16.69		
		Cumulative time (s)	169.52	154.25	139.54	124.72	109.24	93.59	77.85	62.86	48.19	32.90	16.69	3:23.35	
		Speed (m/s)	13.10	13.60	13.50	12.92	12.78	12.71	13.34	13.63	13.08	12.34	11.98	12.79	
		Stride length (m)	5.67	5.69	5.68	5.61	5.62	5.51	5.66	5.64	5.55	5.33	5.38	5.48	
		Stride duration (s)	0.433	0.418	0.421	0.434	0.439	0.434	0.425	0.414	0.424	0.432	0.449	0.428	
		Stride efficiency (%)	50.16	50.53	50.47	49.22	49.27	47.45	50.11	49.68	48.08	44.46	45.24	46.90	
		Stride count	35.30	35.17	35.19	35.64	35.62	36.29	35.32	35.47	36.06	37.50	37.17	474.57	

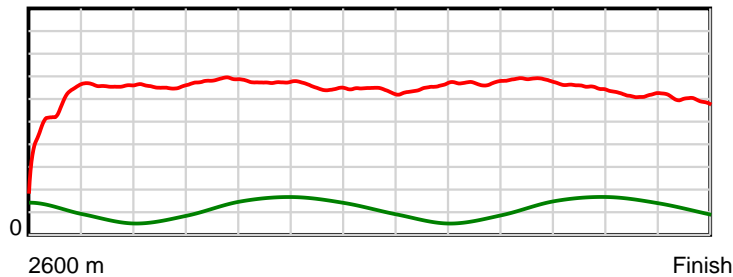
10 m Stride length



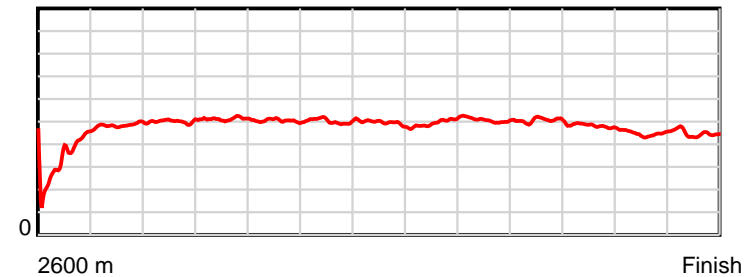
0.6 s Stride duration



20 m/sec Speed



100 % Stride efficiency



Note: Horizontal distance axis grid lines are 200m furlongs.

**Disclaimer.**

HRNZ and NZMTC and Thoroughbred Ratings Pty Ltd accepts no responsibility for the completeness or accuracy of any of the information contained herein, and makes no representations about its suitability for any particular purpose. Users should make their own judgements about those matters and/or seek independent advice. You assume all risks associated with use of the data provided on this page.



# Race Results



December 01, 2023, Race 8, CONTINENTAL EVENT HIRE TROTTING MARES HANDICAP TROT, Distance 2600m, Addington - Survey 3200m

Result	TAB no.	Horse (Barrier)	2600 to	2400m to
12th	8	<b>Eurostyle (11)</b>	<b>2400m</b>	<b>2200m</b>
		Position in running (margin)	-	6(6.9)
		Sectional time (s)	17.14	16.83
		Cumulative time (s)	208.07	190.93
		Speed (m/s)	11.67	11.88
		Stride length (m)	0.00	0.00
		Stride duration (s)	0.000	0.000
		Stride efficiency (%)	0.00	0.00
		Stride count	0.00	0.00

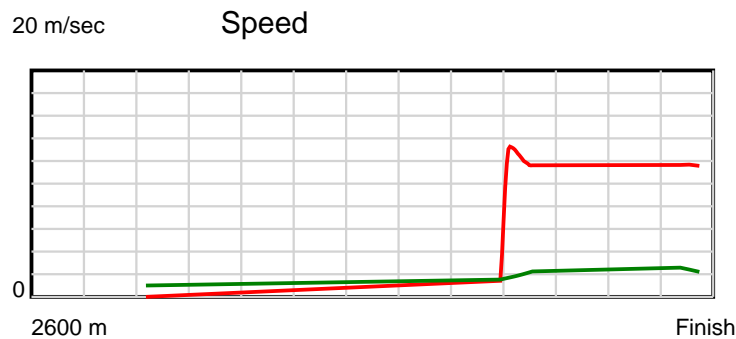
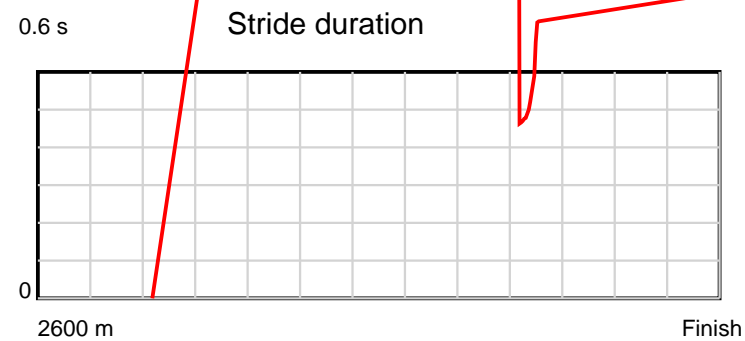
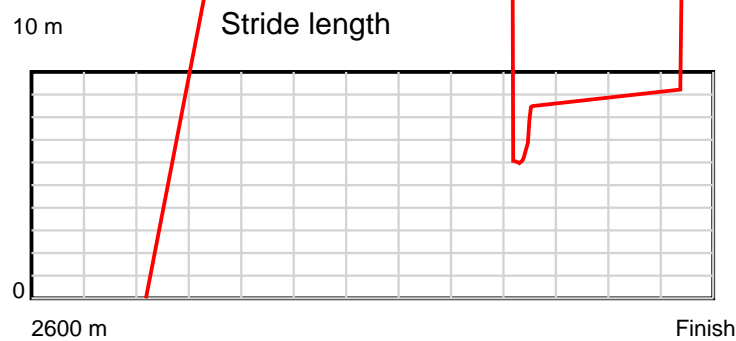
#### Disclaimer.

HRNZ and NZMTC and Thoroughbred Ratings Pty Ltd accepts no responsibility for the completeness or accuracy of any of the information contained herein, and makes no representations about its suitability for any particular purpose. Users should make their own judgements about those matters and/or seek independent advice. You assume all risks associated with use of the data provided on this page.

# Race Results

December 01, 2023, Race 8, CONTINENTAL EVENT HIRE TROTTING MARES HANDICAP TROT, Distance 2600m, Addington - Survey 3200m

Result	TAB no.	Horse (Barrier)	2200m to	2000m to	1800m to	1600m to	1400m to	1200m to	1000m to	800m to	600m to	400m to	200m to	Total or	Margin
12th	8	<b>Eurostyle (11)</b>	<b>2000m</b>	<b>1800m</b>	<b>1600m</b>	<b>1400m</b>	<b>1200m</b>	<b>1000m</b>	<b>800m</b>	<b>600m</b>	<b>400m</b>	<b>200m</b>	<b>WP</b>	<b>Average</b>	
		Position in running (margin)	9(16.1)	10(20.7)	10(17.4)	10(15.4)	10(11.4)	9(8.9)	9(7.8)	9(10.1)	12(22.8)	12(27.9)	12(37.4)		54.30
		Sectional time (s)	15.95	14.57	14.82	15.20	15.29	15.60	15.06	16.60	15.24	16.64	19.13		
		Cumulative time (s)	174.10	158.15	143.58	128.76	113.56	98.27	82.67	67.61	51.01	35.77	19.13	3:28.07	
		Speed (m/s)	12.54	13.73	13.50	13.16	13.08	12.82	13.28	12.05	13.12	12.02	10.45	12.50	
		Stride length (m)	578.19	545.71	536.55	523.35	520.02	509.73	32.69	6.14	6.63	6.07	17.80	22.55	
		Stride duration (s)	46.103	39.765	39.765	39.765	39.765	39.765	2.461	0.510	0.505	0.505	1.703	1.804	
		Stride efficiency (%)	522401.25	465353.28	449865.28	428008.66	422568.81	406010.28	1669.45	58.89	68.59	57.56	495.31	794.47	
		Stride count	0.35	0.37	0.37	0.38	0.38	0.39	6.12	32.58	30.19	32.95	11.23	115.31	



Note: Horizontal distance axis grid lines are 200m furlongs.

## Disclaimer.

HRNZ and NZMTC and Thoroughbred Ratings Pty Ltd accepts no responsibility for the completeness or accuracy of any of the information contained herein, and makes no representations about its suitability for any particular purpose. Users should make their own judgements about those matters and/or seek independent advice. You assume all risks associated with use of the data provided on this page.