



Race Results

NZ Metropolitan Trotting Club Inc, HRNZ, December 10, 2023

Compilation date: December 10, 2023, 1:06:11 PM (NZDT)

Copyright © 2023 HRNZ and NZMTC. All rights reserved.

Trademarks.

StrideMASTER is a registered trademark of Thoroughbred Ratings Pty Ltd.

Disclaimer.

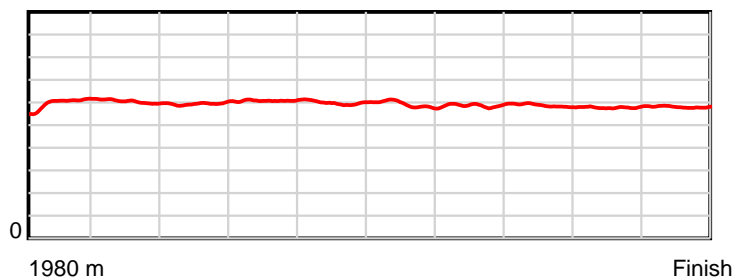
HRNZ and NZMTC and Thoroughbred Ratings Pty Ltd accepts no responsibility for the completeness or accuracy of any of the information contained herein, and makes no representations about its suitability for any particular purpose. Users should make their own judgements about those matters and/or seek independent advice. You assume all risks associated with use of the data provided on this page.

Race Results

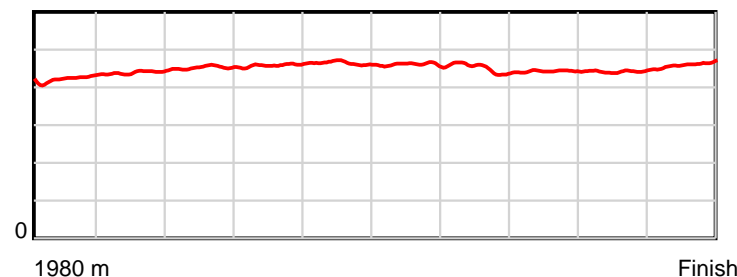
December 10, 2023, Race 2, , Distance 1980m, Addington - Survey 1980m

Result	TAB no.	Horse (Barrier)	1980 to	1800m to	1600m to	1400m to	1200m to	1000m to	800m to	600m to	400m to	200m to	Total or	Margin
1st	5	The Merc (5)	1800m	1600m	1400m	1200m	1000m	800m	600m	400m	200m	WP	Average	
		Position in running (margin)	-	1(0.0)	1(0.0)	1(0.0)	1(0.0)	1(0.0)	1(0.0)	1(0.0)	1(0.0)	2(3.8)		0.00
		Sectional time (s)	11.55	14.61	15.26	15.05	15.39	15.54	15.36	15.12	15.32	15.88		
		Cumulative time (s)	149.08	137.53	122.92	107.66	92.61	77.22	61.68	46.32	31.20	15.88	2:29.08	
		Speed (m/s)	15.59	13.69	13.11	13.29	13.00	12.87	13.02	13.23	13.05	12.59	13.28	
		Stride length (m)	6.05	6.01	5.93	6.09	6.03	5.93	5.87	5.85	5.77	5.80	5.93	
		Stride duration (s)	0.423	0.440	0.453	0.458	0.464	0.460	0.451	0.443	0.442	0.460	0.447	
		Stride efficiency (%)	57.21	56.53	55.02	57.98	56.86	54.86	53.86	53.55	52.07	52.59	54.98	
		Stride count	29.75	33.25	33.70	32.83	33.16	33.76	34.07	34.16	34.65	34.48	333.81	

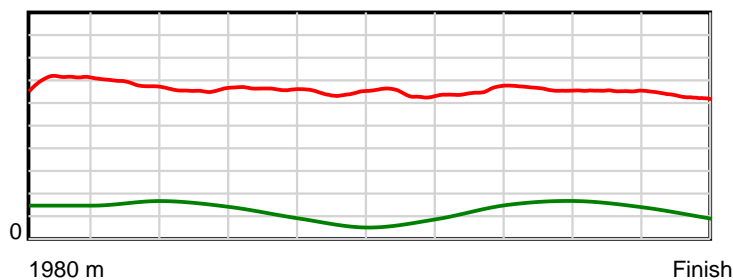
10 m Stride length



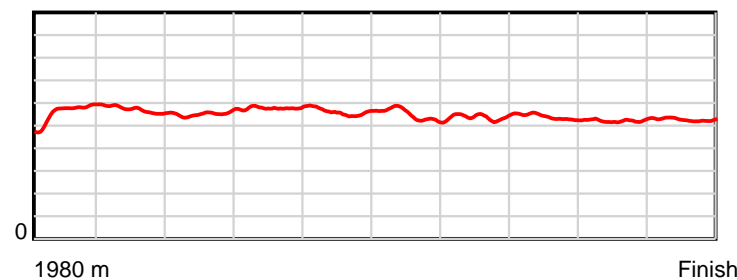
0.6 s Stride duration



20 m/sec Speed



100 % Stride efficiency



Note: Horizontal distance axis grid lines are 200m furlongs.

Disclaimer.

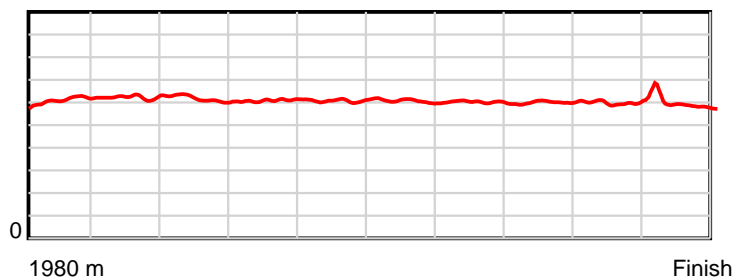
HRNZ and NZMTC and Thoroughbred Ratings Pty Ltd accepts no responsibility for the completeness or accuracy of any of the information contained herein, and makes no representations about its suitability for any particular purpose. Users should make their own judgements about those matters and/or seek independent advice. You assume all risks associated with use of the data provided on this page.

Race Results

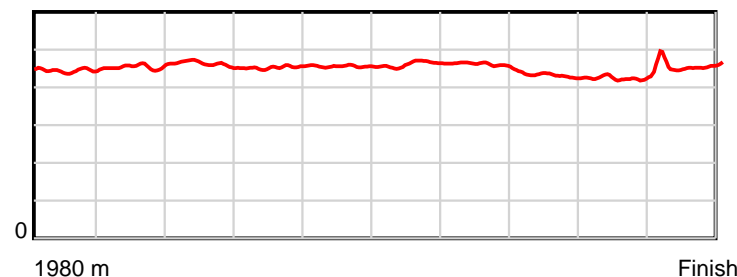
December 10, 2023, Race 2, , Distance 1980m, Addington - Survey 1980m

Result	TAB no.	Horse (Barrier)	1980 to	1800m to	1600m to	1400m to	1200m to	1000m to	800m to	600m to	400m to	200m to	Total or	Margin
2nd	6	Tyron Eros (6)	1800m	1600m	1400m	1200m	1000m	800m	600m	400m	200m	WP	Average	
		Position in running (margin)	-	4(4.0)	4(5.4)	4(5.9)	4(5.4)	4(4.2)	4(4.0)	3(3.9)	2(1.4)	1(0.0)		0.20
		Sectional time (s)	13.27	14.86	15.34	14.95	15.19	15.52	15.34	14.71	14.45	15.48		
		Cumulative time (s)	149.11	135.84	120.98	105.64	90.69	75.50	59.98	44.64	29.93	15.48	2:29.11	
		Speed (m/s)	13.57	13.46	13.04	13.38	13.17	12.89	13.04	13.60	13.84	12.92	13.28	
		Stride length (m)	6.09	6.12	6.02	6.06	6.00	5.95	6.00	5.87	5.90	5.91	5.99	
		Stride duration (s)	0.444	0.454	0.462	0.453	0.455	0.462	0.460	0.431	0.426	0.457	0.451	
		Stride efficiency (%)	57.99	58.46	56.69	57.31	56.20	55.41	56.20	53.76	54.34	54.58	56.04	
		Stride count	29.55	32.70	33.21	33.03	33.35	33.59	33.35	34.10	33.92	33.84	330.64	

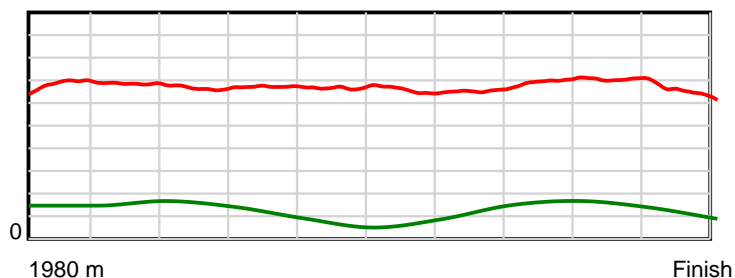
10 m Stride length



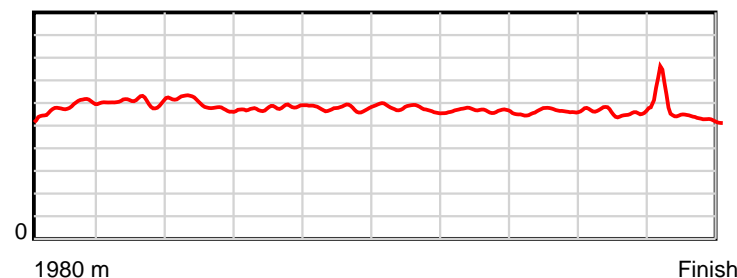
0.6 s Stride duration



20 m/sec Speed



100 % Stride efficiency



Note: Horizontal distance axis grid lines are 200m furlongs.

Disclaimer.

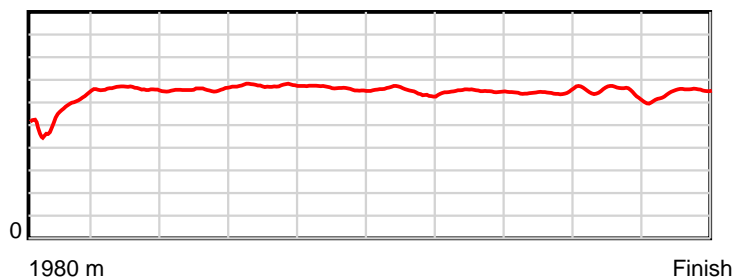
HRNZ and NZMTC and Thoroughbred Ratings Pty Ltd accepts no responsibility for the completeness or accuracy of any of the information contained herein, and makes no representations about its suitability for any particular purpose. Users should make their own judgements about those matters and/or seek independent advice. You assume all risks associated with use of the data provided on this page.

Race Results

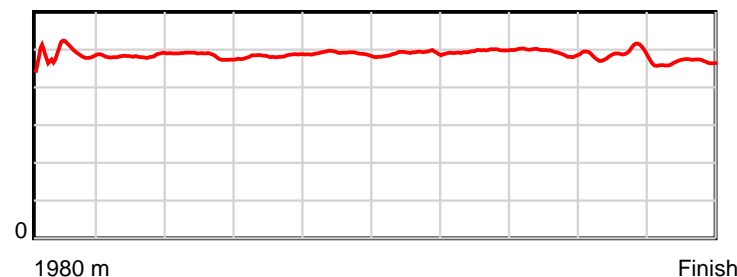
December 10, 2023, Race 2, , Distance 1980m, Addington - Survey 1980m

Result	TAB no.	Horse (Barrier)	1980 to	1800m to	1600m to	1400m to	1200m to	1000m to	800m to	600m to	400m to	200m to	Total or	Margin
4th	1	Bring On The M... (1)	1800m	1600m	1400m	1200m	1000m	800m	600m	400m	200m	WP	Average	
		Position in running (margin)	-	8(22.6)	8(23.4)	8(19.8)	7(15.6)	7(11.4)	7(9.0)	7(8.7)	7(11.2)	6(14.6)		4.20
		Sectional time (s)	15.69	14.75	14.66	14.34	14.69	15.13	15.32	15.53	15.26	14.47		
		Cumulative time (s)	149.84	134.15	119.40	104.74	90.40	75.71	60.58	45.26	29.73	14.47	2:29.84	
		Speed (m/s)	11.47	13.56	13.64	13.95	13.61	13.22	13.05	12.88	13.11	13.82	13.21	
		Stride length (m)	5.43	6.54	6.60	6.74	6.67	6.47	6.48	6.36	6.40	6.46	6.40	
		Stride duration (s)	0.481	0.483	0.484	0.483	0.490	0.489	0.496	0.494	0.488	0.467	0.485	
		Stride efficiency (%)	46.02	66.91	67.98	71.04	69.43	65.39	65.61	63.28	63.95	65.14	64.09	
		Stride count	33.17	30.56	30.32	29.66	30.01	30.92	30.87	31.43	31.26	30.98	309.18	

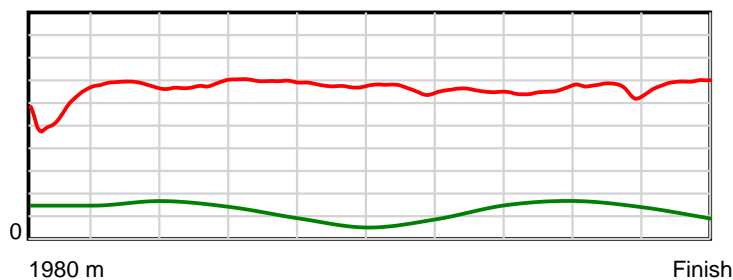
10 m Stride length



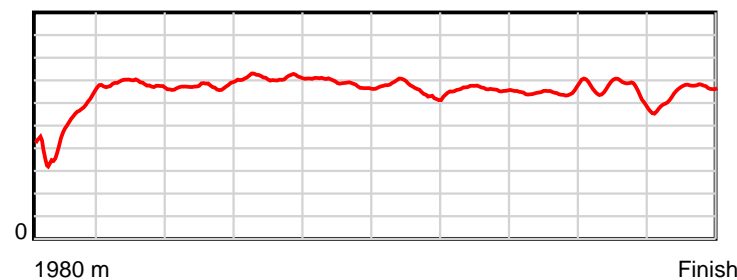
0.6 s Stride duration



20 m/sec Speed



100 % Stride efficiency



Note: Horizontal distance axis grid lines are 200m furlongs.

Disclaimer.

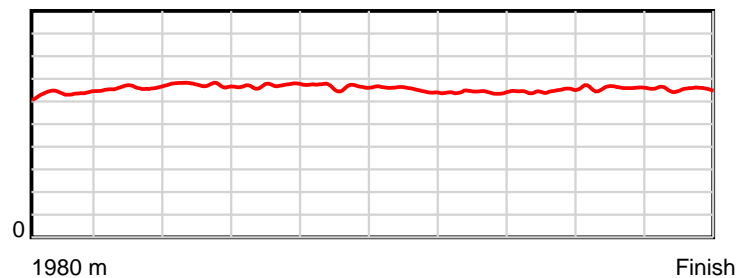
HRNZ and NZMTC and Thoroughbred Ratings Pty Ltd accepts no responsibility for the completeness or accuracy of any of the information contained herein, and makes no representations about its suitability for any particular purpose. Users should make their own judgements about those matters and/or seek independent advice. You assume all risks associated with use of the data provided on this page.

Race Results

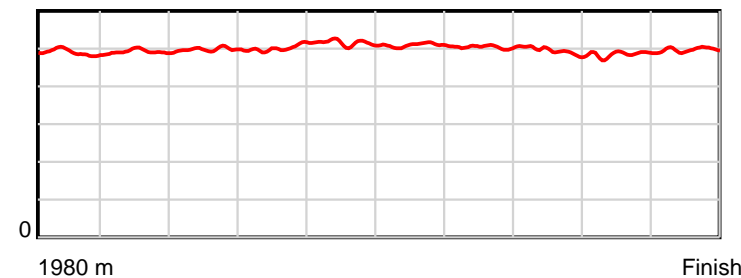
December 10, 2023, Race 2, , Distance 1980m, Addington - Survey 1980m

Result	TAB no.	Horse (Barrier)	1980 to	1800m to	1600m to	1400m to	1200m to	1000m to	800m to	600m to	400m to	200m to	Total or	Margin
5th	2	Time For Victo... (2)	1800m	1600m	1400m	1200m	1000m	800m	600m	400m	200m	WP	Average	
		Position in running (margin)	-	7(8.1)	6(10.2)	5(7.0)	5(5.6)	5(4.8)	5(5.4)	6(6.9)	5(9.0)	4(10.5)		4.60
		Sectional time (s)	13.20	14.97	14.72	14.81	15.27	15.64	15.62	15.47	14.93	15.28		
		Cumulative time (s)	149.91	136.71	121.74	107.02	92.21	76.94	61.30	45.68	30.21	15.28	2:29.91	
		Speed (m/s)	13.64	13.36	13.59	13.50	13.10	12.79	12.80	12.93	13.40	13.09	13.21	
		Stride length (m)	6.43	6.57	6.77	6.78	6.74	6.51	6.45	6.38	6.51	6.51	6.56	
		Stride duration (s)	0.490	0.492	0.498	0.502	0.515	0.509	0.504	0.493	0.486	0.497	0.497	
		Stride efficiency (%)	64.54	67.50	71.66	71.75	71.09	66.32	65.10	63.51	66.26	66.22	67.34	
		Stride count	28.01	30.43	29.53	29.52	29.65	30.70	30.99	31.37	30.71	30.72	301.63	

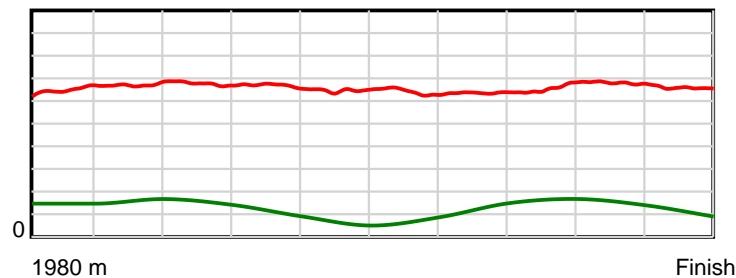
10 m Stride length



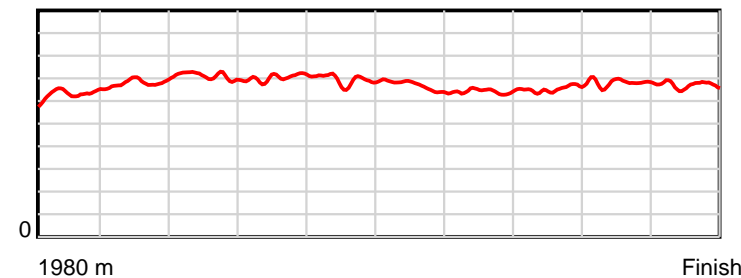
0.6 s Stride duration



20 m/sec Speed



100 % Stride efficiency



Note: Horizontal distance axis grid lines are 200m furlongs.

Disclaimer.

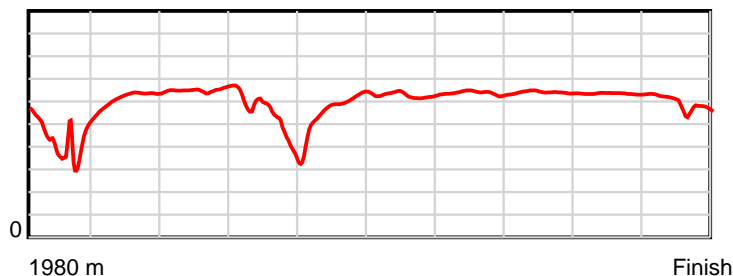
HRNZ and NZMTC and Thoroughbred Ratings Pty Ltd accepts no responsibility for the completeness or accuracy of any of the information contained herein, and makes no representations about its suitability for any particular purpose. Users should make their own judgements about those matters and/or seek independent advice. You assume all risks associated with use of the data provided on this page.

Race Results

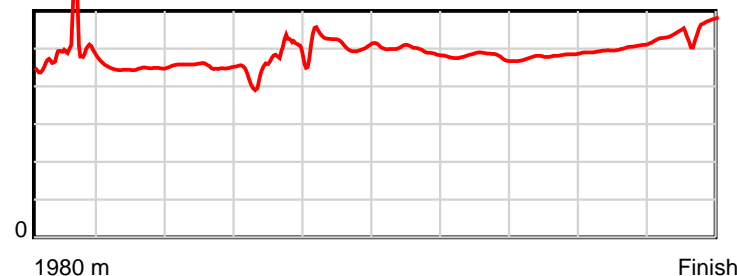
December 10, 2023, Race 2, , Distance 1980m, Addington - Survey 1980m

Result	TAB no.	Horse (Barrier)	1980 to	1800m to	1600m to	1400m to	1200m to	1000m to	800m to	600m to	400m to	200m to	Total or	Margin
7th	3	Look To Da Sta... (3)	1800m	1600m	1400m	1200m	1000m	800m	600m	400m	200m	WP	Average	
		Position in running (margin)	-	9(51.9)	9(52.1)	9(44.2)	9(64.5)	9(81.7)	9(84.9)	9(83.0)	9(84.2)	9(92.1)		9.00
		Sectional time (s)	4.11	14.65	13.95	18.43	18.25	16.08	15.05	15.32	16.00	18.86		
		Cumulative time (s)	150.70	146.59	131.94	117.99	99.56	81.31	65.23	50.18	34.86	18.86	2:30.70	
		Speed (m/s)	43.82	13.65	14.34	10.85	10.96	12.44	13.29	13.05	12.50	10.60	13.14	
		Stride length (m)	4.07	6.11	6.51	5.05	5.60	6.16	6.37	6.27	6.27	5.77	5.73	
		Stride duration (s)	0.475	0.448	0.454	0.465	0.511	0.496	0.479	0.480	0.502	0.544	0.436	
		Stride efficiency (%)	25.85	58.38	66.15	39.83	49.01	59.38	63.37	61.45	61.45	52.05	51.37	
		Stride count	44.25	32.72	30.74	39.62	35.71	32.44	31.41	31.89	31.89	34.65	345.32	

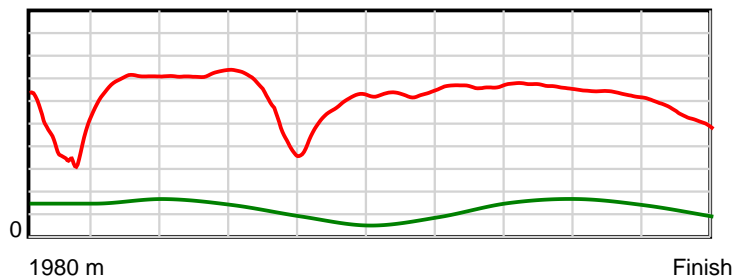
10 m Stride length



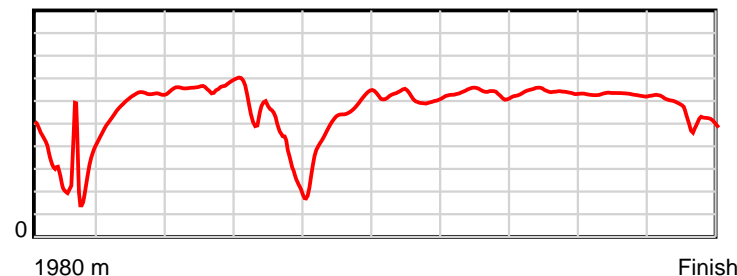
0.6 s Stride duration



20 m/sec Speed



100 % Stride efficiency



Note: Horizontal distance axis grid lines are 200m furlongs.

Disclaimer.

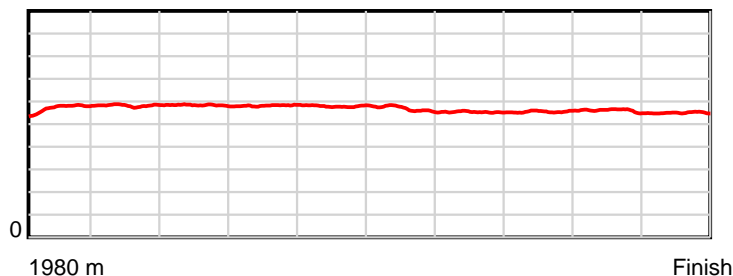
HRNZ and NZMTC and Thoroughbred Ratings Pty Ltd accepts no responsibility for the completeness or accuracy of any of the information contained herein, and makes no representations about its suitability for any particular purpose. Users should make their own judgements about those matters and/or seek independent advice. You assume all risks associated with use of the data provided on this page.

Race Results

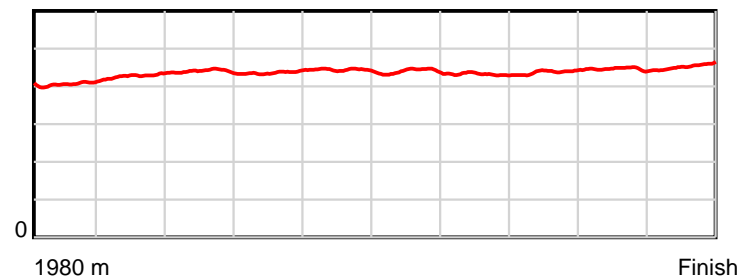
December 10, 2023, Race 2, , Distance 1980m, Addington - Survey 1980m

Result	TAB no.	Horse (Barrier)	1980 to	1800m to	1600m to	1400m to	1200m to	1000m to	800m to	600m to	400m to	200m to	Total or	Margin
8th	4	Imperial Comma... (4)	1800m	1600m	1400m	1200m	1000m	800m	600m	400m	200m	WP	Average	
		Position in running (margin)	-	2(1.5)	3(3.2)	2(2.3)	2(2.7)	2(2.2)	3(2.8)	4(4.5)	6(9.5)	7(17.3)		9.20
		Sectional time (s)	10.67	14.90	15.11	15.11	15.31	15.64	15.65	15.94	15.99	16.42		
		Cumulative time (s)	150.74	140.07	125.17	110.06	94.95	79.64	64.00	48.35	32.41	16.42	2:30.74	
		Speed (m/s)	16.87	13.42	13.24	13.24	13.06	12.79	12.78	12.55	12.51	12.18	13.14	
		Stride length (m)	5.72	5.74	5.83	5.77	5.80	5.62	5.52	5.49	5.58	5.52	5.66	
		Stride duration (s)	0.406	0.428	0.440	0.436	0.444	0.440	0.432	0.437	0.446	0.453	0.431	
		Stride efficiency (%)	51.15	51.51	53.06	52.09	52.57	49.41	47.68	47.05	48.69	47.62	50.00	
		Stride count	31.46	34.83	34.32	34.64	34.48	35.57	36.21	36.45	35.83	36.23	350.02	

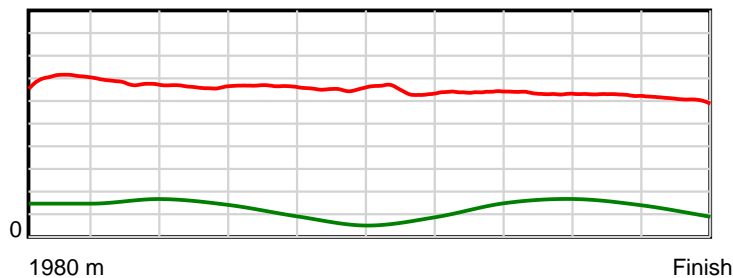
10 m Stride length



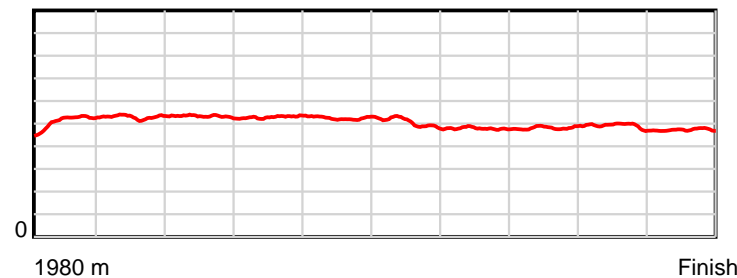
0.6 s Stride duration



20 m/sec Speed



100 % Stride efficiency



Note: Horizontal distance axis grid lines are 200m furlongs.

Disclaimer.

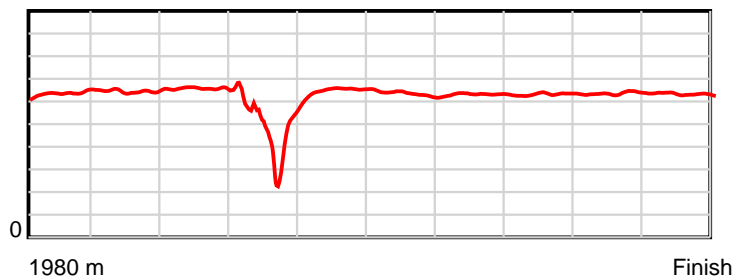
HRNZ and NZMTC and Thoroughbred Ratings Pty Ltd accepts no responsibility for the completeness or accuracy of any of the information contained herein, and makes no representations about its suitability for any particular purpose. Users should make their own judgements about those matters and/or seek independent advice. You assume all risks associated with use of the data provided on this page.

Race Results

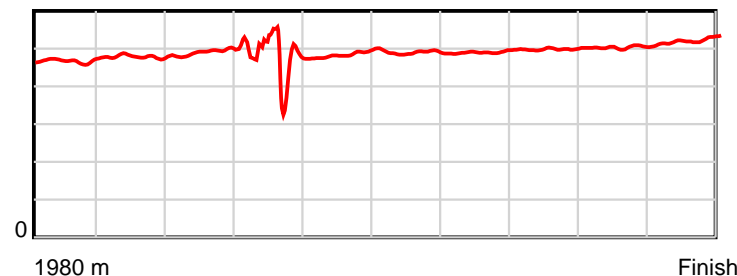
December 10, 2023, Race 2, , Distance 1980m, Addington - Survey 1980m

Result	TAB no.	Horse (Barrier)	1980 to	1800m to	1600m to	1400m to	1200m to	1000m to	800m to	600m to	400m to	200m to	Total or	Margin
9th	9	Dreams Pat (0)	1800m	1600m	1400m	1200m	1000m	800m	600m	400m	200m	WP	Average	
		Position in running (margin)	-	6(7.0)	7(10.9)	7(10.7)	8(41.6)	8(40.0)	8(40.8)	8(42.2)	8(48.7)	8(56.7)		9.40
		Sectional time (s)	4.75	15.26	15.24	20.18	15.14	15.68	15.59	16.21	16.00	16.73		
		Cumulative time (s)	150.78	146.03	130.77	115.53	95.35	80.21	64.53	48.94	32.73	16.73	2:30.78	
		Speed (m/s)	37.91	13.11	13.12	9.91	13.21	12.76	12.83	12.34	12.50	11.95	13.13	
		Stride length (m)	6.35	6.28	6.42	4.53	6.41	6.24	6.30	6.15	6.30	6.26	6.06	
		Stride duration (s)	0.468	0.479	0.489	0.457	0.485	0.489	0.491	0.499	0.504	0.524	0.462	
		Stride efficiency (%)	63.02	61.56	64.48	32.08	64.31	60.89	61.96	59.12	61.98	61.30	57.41	
		Stride count	28.34	31.86	31.14	44.14	31.18	32.04	31.76	32.52	31.76	31.93	326.67	

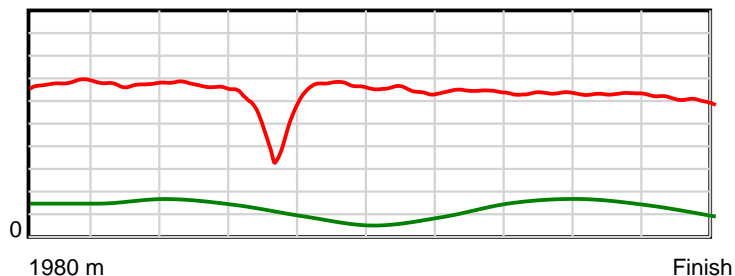
10 m Stride length



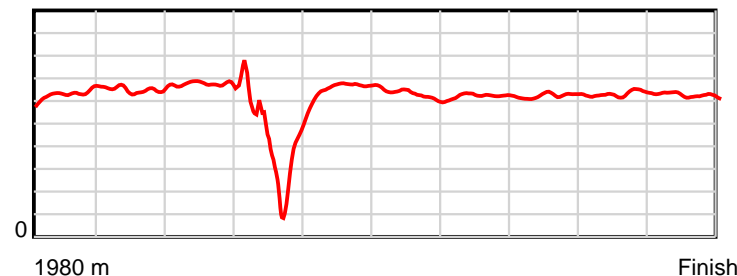
0.6 s Stride duration



20 m/sec Speed



100 % Stride efficiency



Note: Horizontal distance axis grid lines are 200m furlongs.

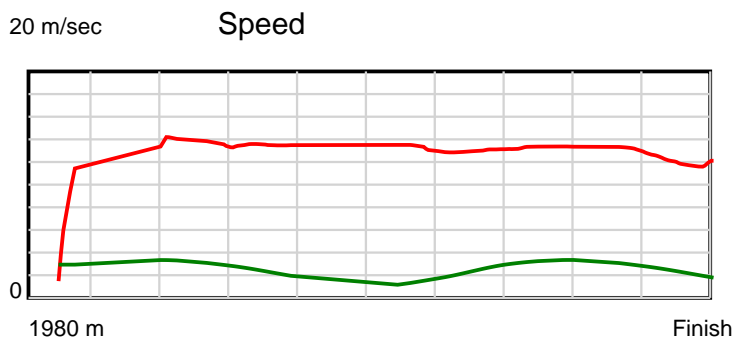
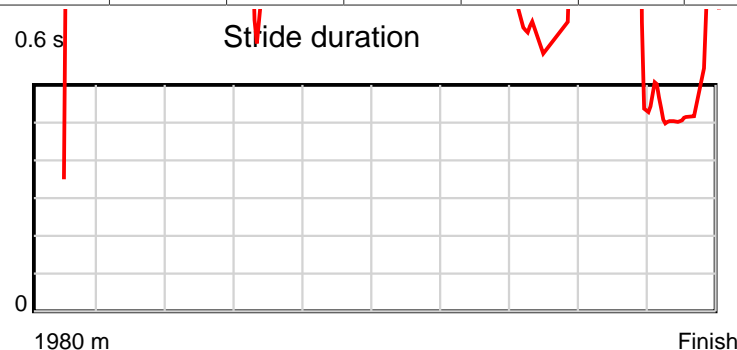
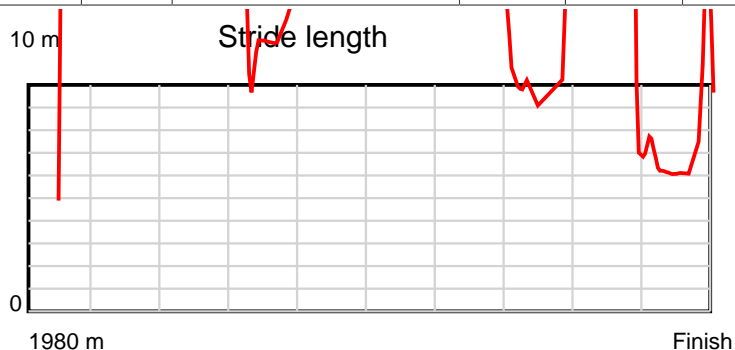
Disclaimer.

HRNZ and NZMTC and Thoroughbred Ratings Pty Ltd accepts no responsibility for the completeness or accuracy of any of the information contained herein, and makes no representations about its suitability for any particular purpose. Users should make their own judgements about those matters and/or seek independent advice. You assume all risks associated with use of the data provided on this page.

Race Results

December 10, 2023, Race 2, , Distance 1980m, Addington - Survey 1980m

Result	TAB no.	Horse (Barrier)	1980 to	1800m to	1600m to	1400m to	1200m to	1000m to	800m to	600m to	400m to	200m to	Total or	Margin
10th	8	Wilma's Boy (8)	1800m	1600m	1400m	1200m	1000m	800m	600m	400m	200m	WP	Average	
		Position in running (margin)	-	3(2.8)	2(2.2)	3(3.3)	3(2.8)	3(2.3)	2(1.9)	2(2.1)	3(2.2)	3(6.6)		9.50
		Sectional time (s)	12.41	14.51	15.45	14.96	15.30	15.48	15.40	15.14	15.41	16.73		
		Cumulative time (s)	150.79	138.38	123.87	108.42	93.46	78.16	62.68	47.28	32.14	16.73	2:30.79	
		Speed (m/s)	14.51	13.78	12.94	13.37	13.07	12.92	12.99	13.21	12.98	11.95	13.13	
		Stride length (m)	12.94	13.42	19.52	9.13	13.22	11.68	12.87	11.82	11.94	7.22	11.64	
		Stride duration (s)	0.927	0.974	1.508	0.683	1.011	0.904	0.991	0.894	0.920	0.604	0.886	
		Stride efficiency (%)	261.53	281.52	595.12	130.23	273.15	213.13	258.89	218.21	222.77	81.52	211.66	
		Stride count	13.91	14.90	10.25	21.91	15.13	17.13	15.54	16.92	16.75	27.69	170.13	



Note: Horizontal distance axis grid lines are 200m furlongs.

Disclaimer.

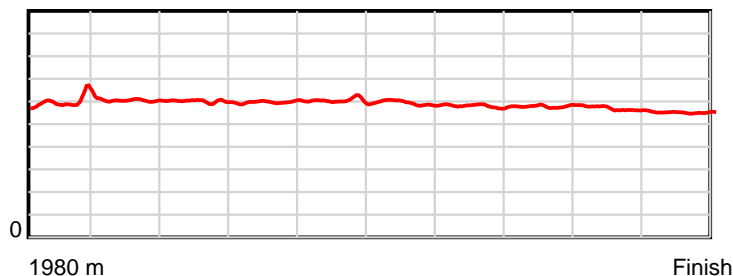
HRNZ and NZMTC and Thoroughbred Ratings Pty Ltd accepts no responsibility for the completeness or accuracy of any of the information contained herein, and makes no representations about its suitability for any particular purpose. Users should make their own judgements about those matters and/or seek independent advice. You assume all risks associated with use of the data provided on this page.

Race Results

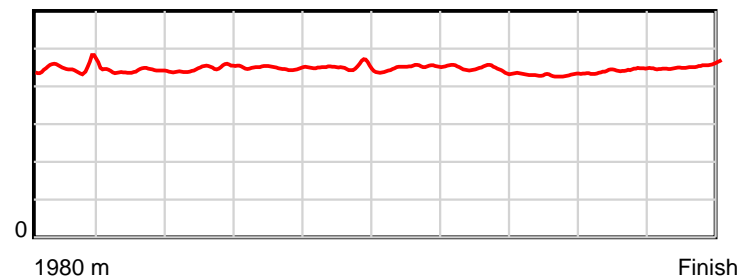
December 10, 2023, Race 2, , Distance 1980m, Addington - Survey 1980m

Result	TAB no.	Horse (Barrier)	1980 to	1800m to	1600m to	1400m to	1200m to	1000m to	800m to	600m to	400m to	200m to	Total or	Margin
11th	7	Father Time (7)	1800m	1600m	1400m	1200m	1000m	800m	600m	400m	200m	WP	Average	
		Position in running (margin)	-	5(6.3)	5(9.1)	6(8.2)	6(8.2)	6(6.8)	6(6.5)	5(6.5)	4(7.6)	5(13.4)		11.10
		Sectional time (s)	12.30	15.09	15.11	15.05	15.15	15.50	15.35	15.30	15.65	16.58		
		Cumulative time (s)	151.08	138.78	123.69	108.58	93.53	78.38	62.88	47.53	32.23	16.58	2:31.08	
		Speed (m/s)	14.64	13.25	13.24	13.29	13.20	12.90	13.03	13.07	12.78	12.06	13.11	
		Stride length (m)	6.00	5.84	5.94	5.96	5.95	5.82	5.80	5.63	5.66	5.49	5.80	
		Stride duration (s)	0.449	0.441	0.449	0.449	0.450	0.451	0.446	0.430	0.443	0.455	0.443	
		Stride efficiency (%)	56.29	53.38	55.08	55.60	55.26	52.96	52.62	49.44	49.99	47.08	52.61	
		Stride count	29.99	34.22	33.69	33.53	33.63	34.36	34.46	35.56	35.36	36.44	341.24	

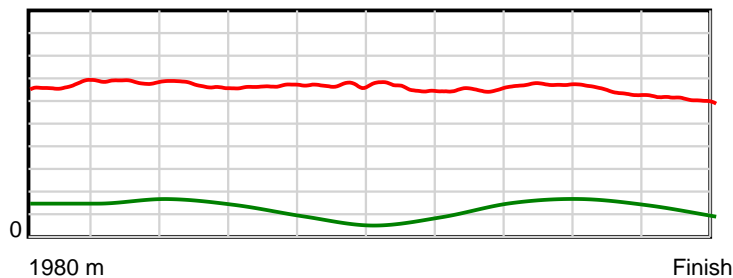
10 m Stride length



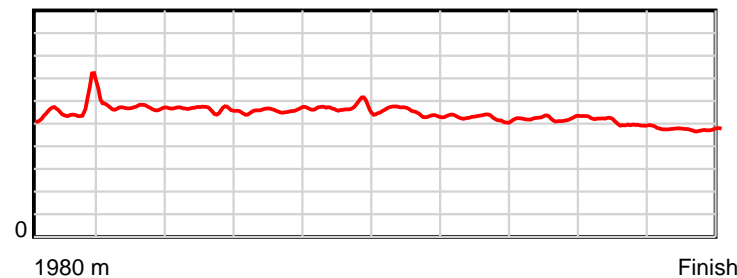
0.6 s Stride duration



20 m/sec Speed



100 % Stride efficiency



Note: Horizontal distance axis grid lines are 200m furlongs.

Disclaimer.

HRNZ and NZMTC and Thoroughbred Ratings Pty Ltd accepts no responsibility for the completeness or accuracy of any of the information contained herein, and makes no representations about its suitability for any particular purpose. Users should make their own judgements about those matters and/or seek independent advice. You assume all risks associated with use of the data provided on this page.