



Race Results

NZ Metropolitan Trotting Club Inc, HRNZ, December 10, 2023

Compilation date: December 10, 2023, 2:32:54 PM (NZDT)

Copyright © 2023 HRNZ and NZMTC. All rights reserved.

Trademarks.

StrideMASTER is a registered trademark of Thoroughbred Ratings Pty Ltd.

Disclaimer.

HRNZ and NZMTC and Thoroughbred Ratings Pty Ltd accepts no responsibility for the completeness or accuracy of any of the information contained herein, and makes no representations about its suitability for any particular purpose. Users should make their own judgements about those matters and/or seek independent advice. You assume all risks associated with use of the data provided on this page.



Race Results



December 10, 2023, Race 5, TENNANT ENGINEERING NEW ZEALAND PACING OAKS (MOBILE PACE), Distance 2600m, Addington - Survey 3200m

Result	TAB no.	Horse (Barrier)	2600 to	2400m to
1st	3	Aardiebythesea... (3)	2400m	2200m
		Position in running (margin)	-	3(1.1)
		Sectional time (s)	13.16	14.32
		Cumulative time (s)	193.45	180.29
		Speed (m/s)	15.20	13.97
		Stride length (m)	6.47	6.27
		Stride duration (s)	0.425	0.449
		Stride efficiency (%)	65.44	61.45
		Stride count	30.91	31.89

Disclaimer.

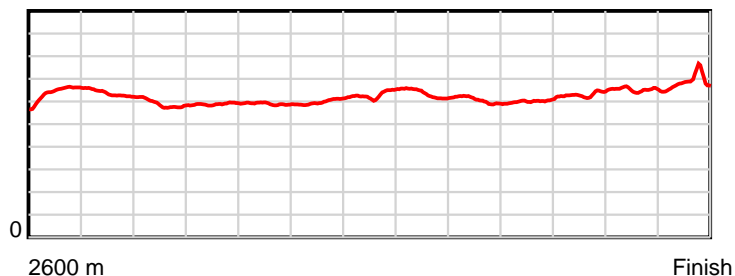
HRNZ and NZMTC and Thoroughbred Ratings Pty Ltd accepts no responsibility for the completeness or accuracy of any of the information contained herein, and makes no representations about its suitability for any particular purpose. Users should make their own judgements about those matters and/or seek independent advice. You assume all risks associated with use of the data provided on this page.

Race Results

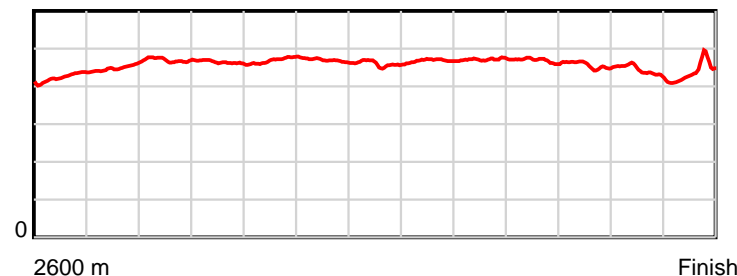
December 10, 2023, Race 5, TENNANT ENGINEERING NEW ZEALAND PACING OAKS (MOBILE PACE), Distance 2600m, Addington - Survey 3200m

Result	TAB no.	Horse (Barrier)	2200m to	2000m to	1800m to	1600m to	1400m to	1200m to	1000m to	800m to	600m to	400m to	200m to	Total or	Margin
1st	3	Aardiebythesea... (3)	2000m	1800m	1600m	1400m	1200m	1000m	800m	600m	400m	200m	WP	Average	
		Position in running (margin)	1(0.0)	1(0.0)	2(0.3)	2(1.7)	2(2.3)	3(2.4)	3(1.9)	3(1.6)	3(1.8)	3(1.6)	2(1.6)		0.00
		Sectional time (s)	15.84	15.90	16.18	16.16	14.67	14.99	15.51	15.64	14.57	13.72	12.79		
		Cumulative time (s)	165.97	150.13	134.23	118.05	101.89	87.22	72.23	56.72	41.08	26.51	12.79	3:13.45	
		Speed (m/s)	12.63	12.58	12.36	12.38	13.63	13.34	12.89	12.79	13.73	14.58	15.64	13.44	
		Stride length (m)	5.93	5.84	5.80	5.81	6.27	6.24	6.08	5.99	6.25	6.41	6.85	6.16	
		Stride duration (s)	0.470	0.464	0.469	0.469	0.460	0.468	0.471	0.468	0.455	0.439	0.438	0.458	
		Stride efficiency (%)	55.03	53.21	52.52	52.68	61.41	60.90	57.74	56.08	61.06	64.14	73.41	59.22	
		Stride count	33.70	34.27	34.50	34.45	31.90	32.04	32.90	33.38	32.00	31.22	29.18	422.34	

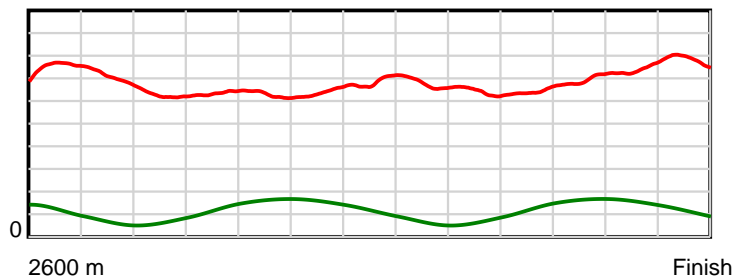
10 m Stride length



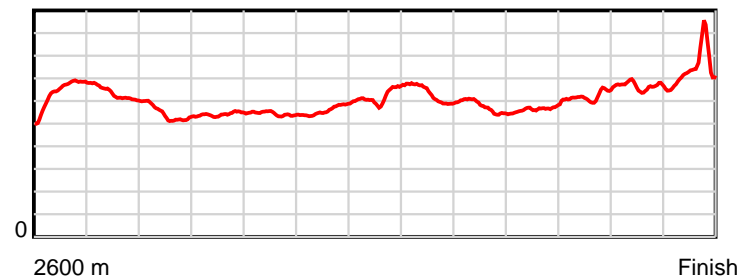
0.6 s Stride duration



20 m/sec Speed



100 % Stride efficiency



Note: Horizontal distance axis grid lines are 200m furlongs.

Disclaimer.

HRNZ and NZMTC and Thoroughbred Ratings Pty Ltd accepts no responsibility for the completeness or accuracy of any of the information contained herein, and makes no representations about its suitability for any particular purpose. Users should make their own judgements about those matters and/or seek independent advice. You assume all risks associated with use of the data provided on this page.



Race Results



December 10, 2023, Race 5, TENNANT ENGINEERING NEW ZEALAND PACING OAKS (MOBILE PACE), Distance 2600m, Addington - Survey 3200m

Result	TAB no.	Horse (Barrier)	2600 to	2400m to
2nd	8	Mantra Blue (8)	2400m	2200m
		Position in running (margin)	-	7(4.2)
		Sectional time (s)	13.68	15.01
		Cumulative time (s)	193.46	179.78
		Speed (m/s)	14.62	13.32
		Stride length (m)	113.64	118.31
		Stride duration (s)	7.758	8.877
		Stride efficiency (%)	20179.94	21871.50
		Stride count	1.76	1.69

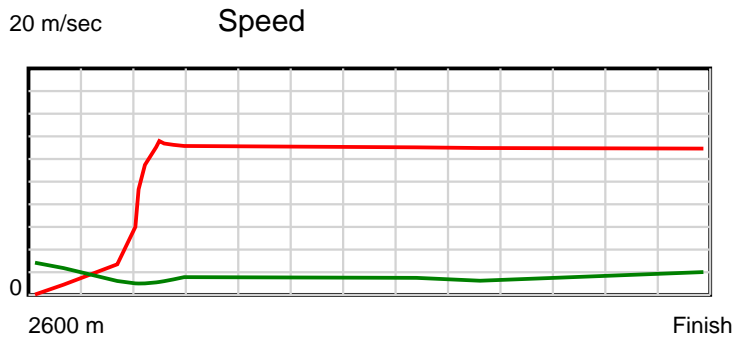
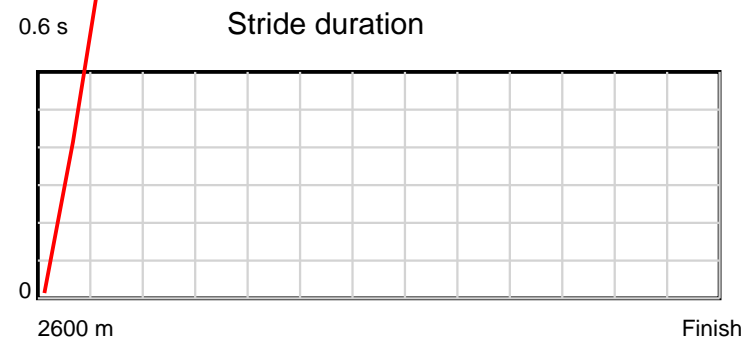
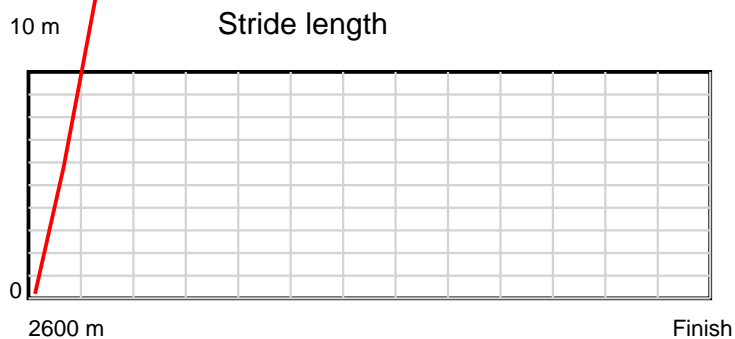
Disclaimer.

HRNZ and NZMTC and Thoroughbred Ratings Pty Ltd accepts no responsibility for the completeness or accuracy of any of the information contained herein, and makes no representations about its suitability for any particular purpose. Users should make their own judgements about those matters and/or seek independent advice. You assume all risks associated with use of the data provided on this page.

Race Results

December 10, 2023, Race 5, TENNANT ENGINEERING NEW ZEALAND PACING OAKS (MOBILE PACE), Distance 2600m, Addington - Survey 3200m

Result	TAB no.	Horse (Barrier)	2200m to	2000m to	1800m to	1600m to	1400m to	1200m to	1000m to	800m to	600m to	400m to	200m to	Total or	Margin
2nd	8	Mantra Blue (8)	2000m	1800m	1600m	1400m	1200m	1000m	800m	600m	400m	200m	WP	Average	
		Position in running (margin)	8(7.2)	6(6.1)	1(0.0)	1(0.0)	1(0.0)	1(0.0)	1(0.0)	1(0.0)	1(0.0)	1(0.0)	1(0.0)		0.10
		Sectional time (s)	15.65	14.83	15.95	16.06	14.65	15.08	15.55	15.61	14.60	13.72	13.07		
		Cumulative time (s)	164.77	149.12	134.29	118.34	102.28	87.63	72.55	57.00	41.39	26.79	13.07	3:13.46	
		Speed (m/s)	12.78	13.49	12.54	12.45	13.65	13.26	12.86	12.81	13.70	14.58	15.30	13.44	
		Stride length (m)	21.54	43.54	40.47	40.19	44.05	130.37	374.25	236.73	252.98	269.32	342.46	70.67	
		Stride duration (s)	1.686	3.227	3.227	3.227	3.227	9.828	29.102	18.474	18.474	18.474	22.378	5.258	
		Stride efficiency (%)	725.13	2962.06	2558.98	2523.65	3032.72	26558.43	218864.91	87572.32	100007.00	113345.55	183271.45	7804.60	
		Stride count	9.28	4.59	4.94	4.98	4.54	1.53	0.53	0.84	0.79	0.74	0.58	36.79	



Note: Horizontal distance axis grid lines are 200m furlongs.

Disclaimer.

HRNZ and NZMTC and Thoroughbred Ratings Pty Ltd accepts no responsibility for the completeness or accuracy of any of the information contained herein, and makes no representations about its suitability for any particular purpose. Users should make their own judgements about those matters and/or seek independent advice. You assume all risks associated with use of the data provided on this page.



Race Results



December 10, 2023, Race 5, TENNANT ENGINEERING NEW ZEALAND PACING OAKS (MOBILE PACE), Distance 2600m, Addington - Survey 3200m

Result	TAB no.	Horse (Barrier)	2600 to	2400m to
3rd	2	Kahlua Flybye (2)	2400m	2200m
		Position in running (margin)	-	2(0.7)
		Sectional time (s)	13.03	14.65
		Cumulative time (s)	193.83	180.80
		Speed (m/s)	15.35	13.65
		Stride length (m)	6.33	6.24
		Stride duration (s)	0.414	0.457
		Stride efficiency (%)	62.61	60.90
		Stride count	31.60	32.04

Disclaimer.

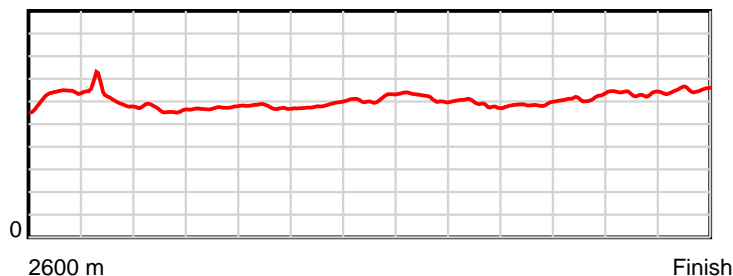
HRNZ and NZMTC and Thoroughbred Ratings Pty Ltd accepts no responsibility for the completeness or accuracy of any of the information contained herein, and makes no representations about its suitability for any particular purpose. Users should make their own judgements about those matters and/or seek independent advice. You assume all risks associated with use of the data provided on this page.

Race Results

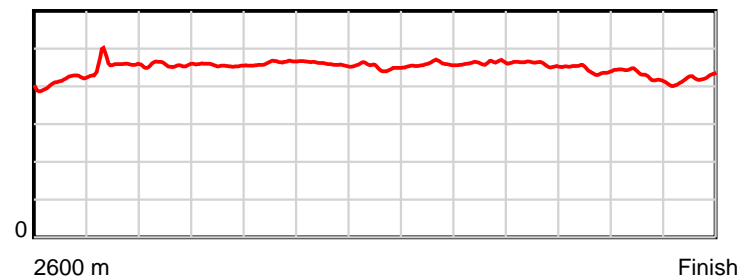
December 10, 2023, Race 5, TENNANT ENGINEERING NEW ZEALAND PACING OAKS (MOBILE PACE), Distance 2600m, Addington - Survey 3200m

Result	TAB no.	Horse (Barrier)	2200m to	2000m to	1800m to	1600m to	1400m to	1200m to	1000m to	800m to	600m to	400m to	200m to	Total or	Margin
3rd	2	Kahlua Flybye (2)	2000m	1800m	1600m	1400m	1200m	1000m	800m	600m	400m	200m	WP	Average	
		Position in running (margin)	2(1.6)	2(1.9)	3(2.2)	3(3.4)	4(4.2)	6(4.2)	5(3.7)	5(3.2)	6(3.5)	6(3.1)	4(3.4)		2.10
		Sectional time (s)	15.88	15.91	16.15	16.18	14.66	15.00	15.46	15.65	14.54	13.77	12.95		
		Cumulative time (s)	166.15	150.27	134.36	118.21	102.03	87.37	72.37	56.91	41.26	26.72	12.95	3:13.83	
		Speed (m/s)	12.59	12.57	12.38	12.36	13.64	13.33	12.94	12.78	13.76	14.52	15.44	13.41	
		Stride length (m)	5.75	5.73	5.72	5.68	6.16	6.12	5.98	5.87	6.11	6.25	6.50	6.02	
		Stride duration (s)	0.456	0.456	0.462	0.460	0.452	0.459	0.462	0.460	0.444	0.430	0.421	0.449	
		Stride efficiency (%)	51.65	51.33	51.21	50.49	59.33	58.50	55.87	53.91	58.38	61.00	65.94	56.70	
		Stride count	34.79	34.90	34.94	35.19	32.46	32.69	33.45	34.05	32.72	32.01	30.79	431.63	

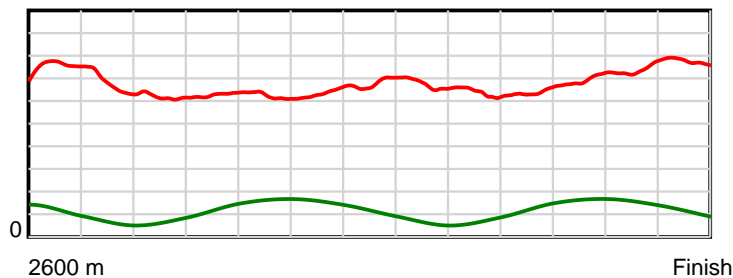
10 m Stride length



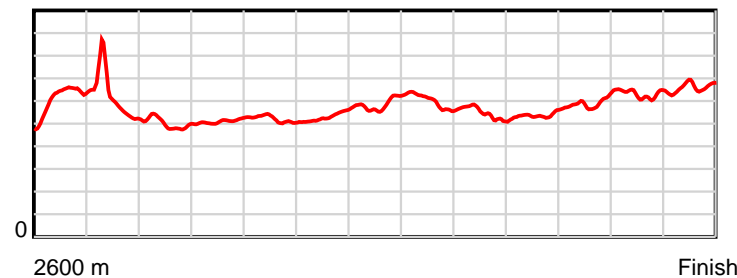
0.6 s Stride duration



20 m/sec Speed



100 % Stride efficiency



Note: Horizontal distance axis grid lines are 200m furlongs.

Disclaimer.

HRNZ and NZMTC and Thoroughbred Ratings Pty Ltd accepts no responsibility for the completeness or accuracy of any of the information contained herein, and makes no representations about its suitability for any particular purpose. Users should make their own judgements about those matters and/or seek independent advice. You assume all risks associated with use of the data provided on this page.



Race Results



December 10, 2023, Race 5, TENNANT ENGINEERING NEW ZEALAND PACING OAKS (MOBILE PACE), Distance 2600m, Addington - Survey 3200m

Result	TAB no.	Horse (Barrier)	2600 to	2400m to
4th	7	Treacherous Ga... (7)	2400m	2200m
		Position in running (margin)	-	1(0.0)
		Sectional time (s)	12.93	15.07
		Cumulative time (s)	194.53	181.60
		Speed (m/s)	15.47	13.27
		Stride length (m)	6.50	6.00
		Stride duration (s)	0.421	0.452
		Stride efficiency (%)	66.08	56.25
		Stride count	30.76	33.33

Disclaimer.

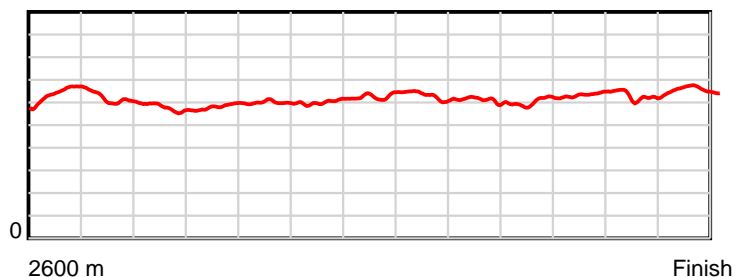
HRNZ and NZMTC and Thoroughbred Ratings Pty Ltd accepts no responsibility for the completeness or accuracy of any of the information contained herein, and makes no representations about its suitability for any particular purpose. Users should make their own judgements about those matters and/or seek independent advice. You assume all risks associated with use of the data provided on this page.

Race Results

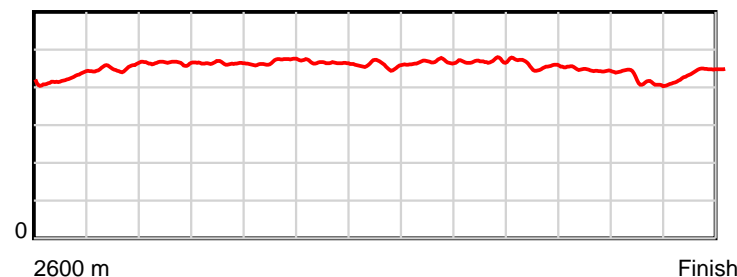
December 10, 2023, Race 5, TENNANT ENGINEERING NEW ZEALAND PACING OAKS (MOBILE PACE), Distance 2600m, Addington - Survey 3200m

Result	TAB no.	Horse (Barrier)	2200m to	2000m to	1800m to	1600m to	1400m to	1200m to	1000m to	800m to	600m to	400m to	200m to	Total or	Margin
4th	7	Treacherous Ga... (7)	2000m	1800m	1600m	1400m	1200m	1000m	800m	600m	400m	200m	WP	Average	
		Position in running (margin)	3(3.4)	5(4.9)	6(5.8)	6(6.8)	7(6.1)	7(5.7)	8(7.1)	8(7.0)	7(3.8)	7(3.5)	5(4.2)		6.00
		Sectional time (s)	16.08	16.01	16.11	15.95	14.59	15.31	15.54	15.08	14.55	13.85	13.46		
		Cumulative time (s)	166.53	150.45	134.44	118.33	102.38	87.79	72.48	56.94	41.86	27.31	13.46	3:14.53	
		Speed (m/s)	12.44	12.49	12.41	12.54	13.71	13.06	12.87	13.26	13.75	14.44	14.86	13.37	
		Stride length (m)	5.78	5.79	5.81	5.84	6.29	6.12	6.05	6.06	6.12	6.03	6.58	6.07	
		Stride duration (s)	0.465	0.464	0.468	0.465	0.459	0.468	0.470	0.457	0.445	0.417	0.443	0.454	
		Stride efficiency (%)	52.15	52.47	52.82	53.26	61.80	58.51	57.22	57.48	58.58	56.73	67.57	57.49	
		Stride count	34.62	34.52	34.40	34.26	31.80	32.68	33.05	32.98	32.67	33.19	30.41	428.67	

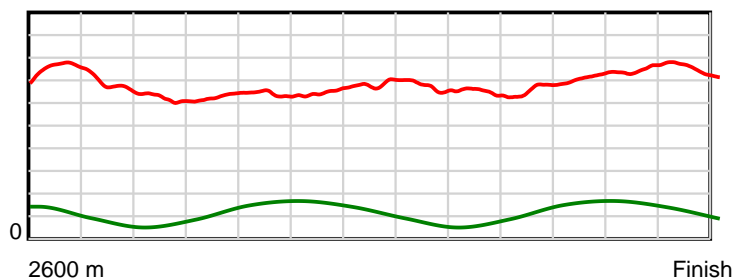
10 m Stride length



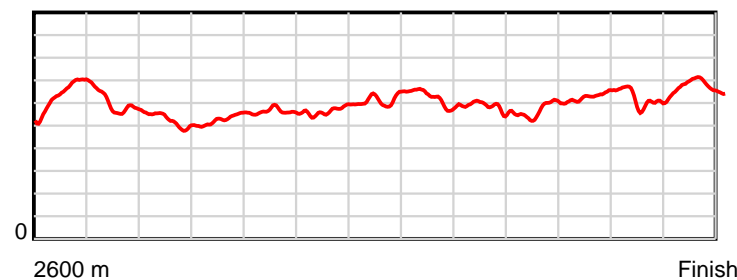
0.6 s Stride duration



20 m/sec Speed



100 % Stride efficiency



Note: Horizontal distance axis grid lines are 200m furlongs.

Disclaimer.

HRNZ and NZMTC and Thoroughbred Ratings Pty Ltd accepts no responsibility for the completeness or accuracy of any of the information contained herein, and makes no representations about its suitability for any particular purpose. Users should make their own judgements about those matters and/or seek independent advice. You assume all risks associated with use of the data provided on this page.



Race Results



December 10, 2023, Race 5, TENNANT ENGINEERING NEW ZEALAND PACING OAKS (MOBILE PACE), Distance 2600m, Addington - Survey 3200m

Result	TAB no.	Horse (Barrier)	2600 to	2400m to
5th	13	Amore Infida (12)	2400m	2200m
		Position in running (margin)	-	12(11.0)
		Sectional time (s)	14.77	14.74
		Cumulative time (s)	194.53	179.76
		Speed (m/s)	13.54	13.57
		Stride length (m)	6.16	6.07
		Stride duration (s)	0.442	0.447
		Stride efficiency (%)	59.21	57.51
		Stride count	32.49	32.97

Disclaimer.

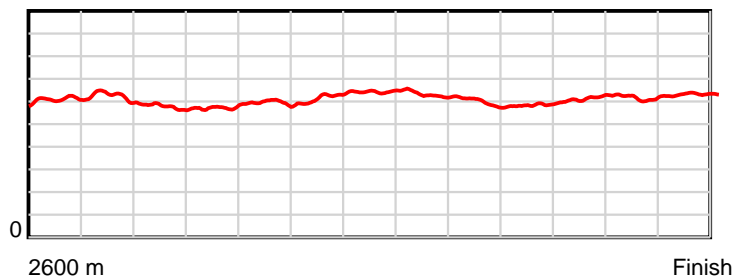
HRNZ and NZMTC and Thoroughbred Ratings Pty Ltd accepts no responsibility for the completeness or accuracy of any of the information contained herein, and makes no representations about its suitability for any particular purpose. Users should make their own judgements about those matters and/or seek independent advice. You assume all risks associated with use of the data provided on this page.

Race Results

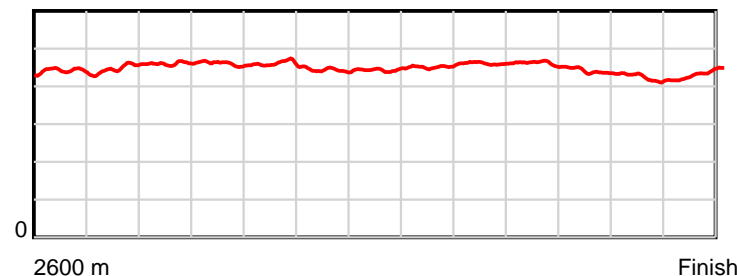
December 10, 2023, Race 5, TENNANT ENGINEERING NEW ZEALAND PACING OAKS (MOBILE PACE), Distance 2600m, Addington - Survey 3200m

Result	TAB no.	Horse (Barrier)	2200m to	2000m to	1800m to	1600m to	1400m to	1200m to	1000m to	800m to	600m to	400m to	200m to	Total or	Margin
5th	13	Amore Infida (12)	2000m	1800m	1600m	1400m	1200m	1000m	800m	600m	400m	200m	WP	Average	
		Position in running (margin)	12(12.5)	12(13.1)	12(14.7)	12(14.2)	8(7.9)	4(2.6)	2(1.1)	2(1.5)	2(1.6)	2(0.9)	3(2.6)		6.00
		Sectional time (s)	15.95	16.10	15.87	15.01	13.77	14.84	15.62	15.62	14.49	14.00	13.75		
		Cumulative time (s)	165.02	149.07	132.97	117.10	102.09	88.32	73.48	57.86	42.24	27.75	13.75	3:14.53	
		Speed (m/s)	12.54	12.42	12.60	13.32	14.52	13.48	12.80	12.80	13.80	14.29	14.55	13.37	
		Stride length (m)	5.77	5.72	5.80	5.92	6.44	6.10	5.90	5.89	6.06	6.02	6.32	6.01	
		Stride duration (s)	0.460	0.461	0.460	0.444	0.444	0.453	0.461	0.460	0.439	0.422	0.435	0.449	
		Stride efficiency (%)	52.03	51.13	52.48	54.68	64.86	58.19	54.43	54.19	57.39	56.71	62.48	56.37	
		Stride count	34.66	34.97	34.51	33.81	31.04	32.77	33.89	33.96	33.00	33.20	31.63	432.90	

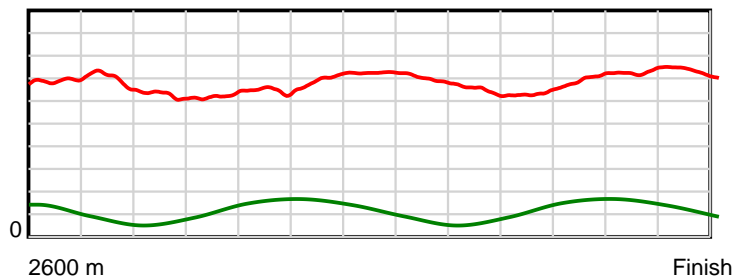
10 m Stride length



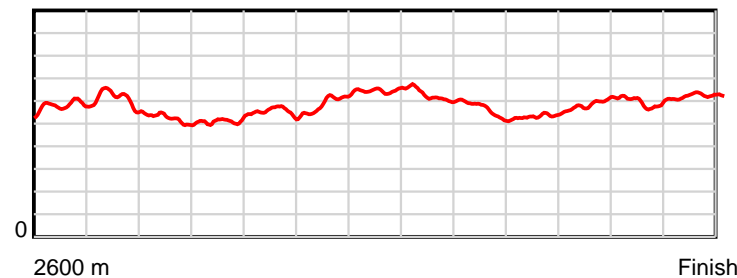
0.6 s Stride duration



20 m/sec Speed



100 % Stride efficiency



Note: Horizontal distance axis grid lines are 200m furlongs.

Disclaimer.

HRNZ and NZMTC and Thoroughbred Ratings Pty Ltd accepts no responsibility for the completeness or accuracy of any of the information contained herein, and makes no representations about its suitability for any particular purpose. Users should make their own judgements about those matters and/or seek independent advice. You assume all risks associated with use of the data provided on this page.



Race Results



December 10, 2023, Race 5, TENNANT ENGINEERING NEW ZEALAND PACING OAKS (MOBILE PACE), Distance 2600m, Addington - Survey 3200m

Result	TAB no.	Horse (Barrier)	2600 to	2400m to
6th	11	Advance Party (10)	2400m	2200m
		Position in running (margin)	-	10(7.3)
		Sectional time (s)	14.16	14.84
		Cumulative time (s)	194.71	180.55
		Speed (m/s)	14.13	13.48
		Stride length (m)	6.86	6.75
		Stride duration (s)	0.475	0.501
		Stride efficiency (%)	73.61	71.24
		Stride count	29.14	29.62

Disclaimer.

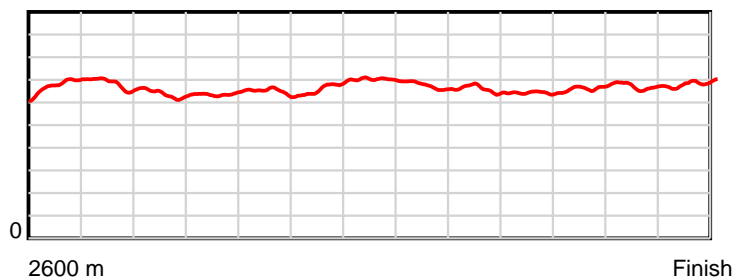
HRNZ and NZMTC and Thoroughbred Ratings Pty Ltd accepts no responsibility for the completeness or accuracy of any of the information contained herein, and makes no representations about its suitability for any particular purpose. Users should make their own judgements about those matters and/or seek independent advice. You assume all risks associated with use of the data provided on this page.

Race Results

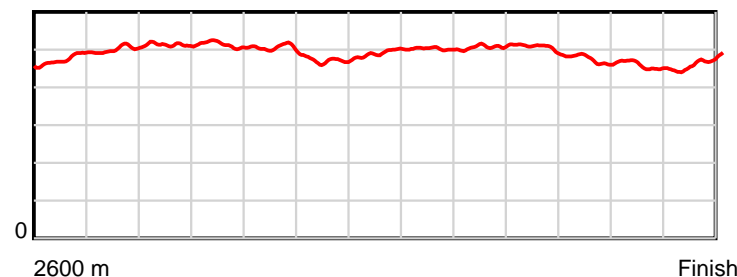
December 10, 2023, Race 5, TENNANT ENGINEERING NEW ZEALAND PACING OAKS (MOBILE PACE), Distance 2600m, Addington - Survey 3200m

Result	TAB no.	Horse (Barrier)	2200m to	2000m to	1800m to	1600m to	1400m to	1200m to	1000m to	800m to	600m to	400m to	200m to	Total or	Margin
6th	11	Advance Party (10)	2000m	1800m	1600m	1400m	1200m	1000m	800m	600m	400m	200m	WP	Average	
		Position in running (margin)	11(9.3)	11(10.4)	11(12.1)	11(12.3)	5(5.6)	2(2.2)	4(3.1)	4(3.0)	5(3.3)	5(3.0)	6(4.5)		7.00
		Sectional time (s)	16.03	16.12	15.99	14.94	14.08	15.24	15.53	15.65	14.56	13.98	13.59		
		Cumulative time (s)	165.71	149.68	133.56	117.57	102.63	88.55	73.31	57.78	42.13	27.57	13.59	3:14.71	
		Speed (m/s)	12.48	12.41	12.51	13.39	14.20	13.12	12.88	12.78	13.74	14.31	14.72	13.35	
		Stride length (m)	6.40	6.37	6.31	6.33	7.00	6.59	6.54	6.43	6.50	6.52	6.86	6.57	
		Stride duration (s)	0.513	0.513	0.505	0.473	0.493	0.502	0.508	0.503	0.473	0.456	0.466	0.492	
		Stride efficiency (%)	64.01	63.34	62.25	62.53	76.47	67.77	66.91	64.66	65.94	66.41	73.60	67.38	
		Stride count	31.25	31.41	31.69	31.62	28.59	30.37	30.56	31.09	30.79	30.68	29.14	395.95	

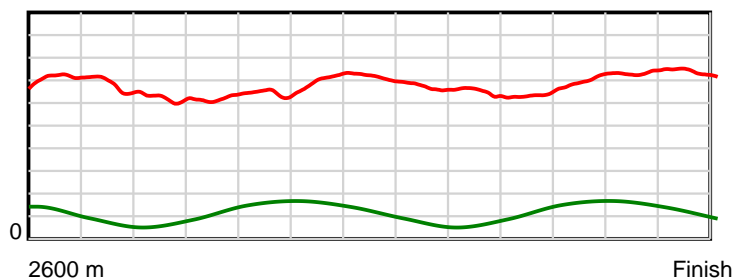
10 m Stride length



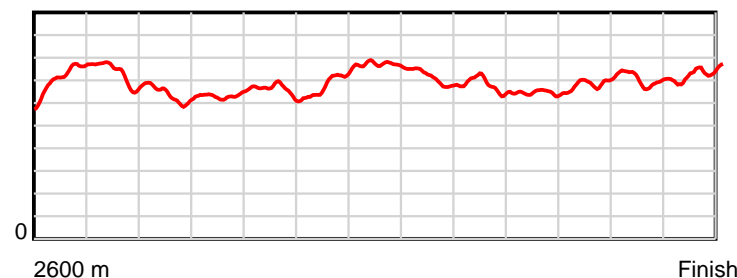
0.6 s Stride duration



20 m/sec Speed



100 % Stride efficiency



Note: Horizontal distance axis grid lines are 200m furlongs.

Disclaimer.

HRNZ and NZMTC and Thoroughbred Ratings Pty Ltd accepts no responsibility for the completeness or accuracy of any of the information contained herein, and makes no representations about its suitability for any particular purpose. Users should make their own judgements about those matters and/or seek independent advice. You assume all risks associated with use of the data provided on this page.



Race Results



December 10, 2023, Race 5, TENNANT ENGINEERING NEW ZEALAND PACING OAKS (MOBILE PACE), Distance 2600m, Addington - Survey 3200m

Result	TAB no.	Horse (Barrier)	2600 to	2400m to
7th	4	Takeitout (4)	2400m	2200m
		Position in running (margin)	-	5(3.1)
		Sectional time (s)	13.37	14.86
		Cumulative time (s)	194.76	181.39
		Speed (m/s)	14.96	13.46
		Stride length (m)	6.77	6.37
		Stride duration (s)	0.453	0.474
		Stride efficiency (%)	71.63	63.44
		Stride count	29.54	31.39

Disclaimer.

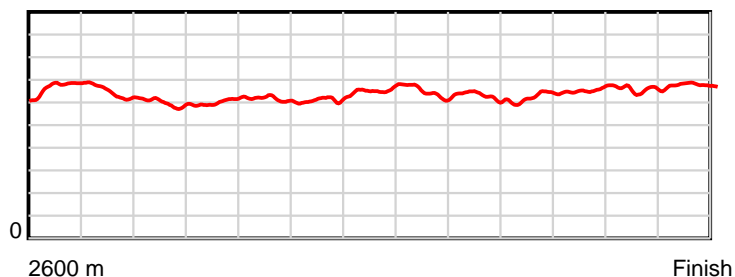
HRNZ and NZMTC and Thoroughbred Ratings Pty Ltd accepts no responsibility for the completeness or accuracy of any of the information contained herein, and makes no representations about its suitability for any particular purpose. Users should make their own judgements about those matters and/or seek independent advice. You assume all risks associated with use of the data provided on this page.

Race Results

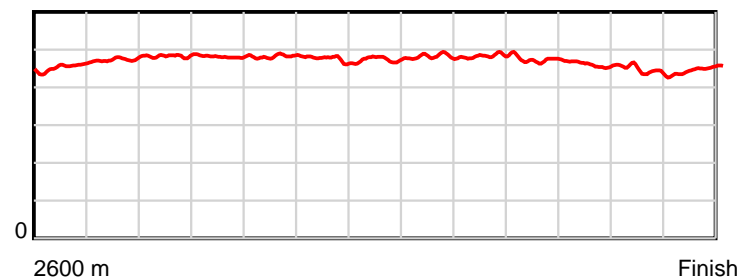
December 10, 2023, Race 5, TENNANT ENGINEERING NEW ZEALAND PACING OAKS (MOBILE PACE), Distance 2600m, Addington - Survey 3200m

Result	TAB no.	Horse (Barrier)	2200m to	2000m to	1800m to	1600m to	1400m to	1200m to	1000m to	800m to	600m to	400m to	200m to	Total or	Margin
7th	4	Takeitout (4)	2000m	1800m	1600m	1400m	1200m	1000m	800m	600m	400m	200m	WP	Average	
		Position in running (margin)	5(5.3)	7(6.6)	8(7.7)	8(7.9)	10(8.1)	9(7.2)	10(9.3)	10(9.3)	10(6.2)	8(4.5)	10(6.5)		7.30
		Sectional time (s)	16.06	16.03	15.98	16.11	14.49	15.44	15.55	15.08	14.32	14.05	13.42		
		Cumulative time (s)	166.53	150.47	134.44	118.46	102.35	87.86	72.42	56.87	41.79	27.47	13.42	3:14.76	
		Speed (m/s)	12.45	12.48	12.52	12.41	13.80	12.95	12.86	13.26	13.97	14.23	14.90	13.35	
		Stride length (m)	6.01	6.00	6.04	5.89	6.55	6.25	6.23	6.25	6.43	6.31	6.69	6.28	
		Stride duration (s)	0.483	0.481	0.482	0.475	0.475	0.482	0.485	0.472	0.460	0.443	0.449	0.470	
		Stride efficiency (%)	56.48	56.32	56.93	54.26	67.08	60.97	60.71	61.12	64.51	62.19	69.88	61.65	
		Stride count	33.27	33.31	33.14	33.94	30.53	32.02	32.09	31.98	31.13	31.70	29.91	413.95	

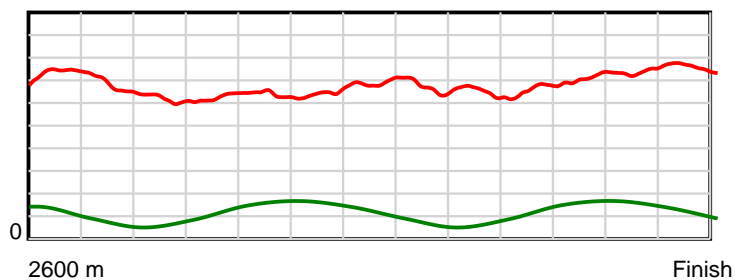
10 m Stride length



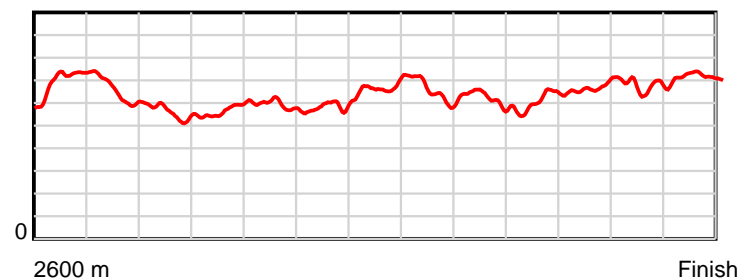
0.6 s Stride duration



20 m/sec Speed



100 % Stride efficiency



Note: Horizontal distance axis grid lines are 200m furlongs.

Disclaimer.

HRNZ and NZMTC and Thoroughbred Ratings Pty Ltd accepts no responsibility for the completeness or accuracy of any of the information contained herein, and makes no representations about its suitability for any particular purpose. Users should make their own judgements about those matters and/or seek independent advice. You assume all risks associated with use of the data provided on this page.



Race Results



December 10, 2023, Race 5, TENNANT ENGINEERING NEW ZEALAND PACING OAKS (MOBILE PACE), Distance 2600m, Addington - Survey 3200m

Result	TAB no.	Horse (Barrier)	2600 to	2400m to
8th	5	Cardi B (5)	2400m	2200m
		Position in running (margin)	-	4(2.9)
		Sectional time (s)	13.42	14.90
		Cumulative time (s)	195.09	181.67
		Speed (m/s)	14.91	13.42
		Stride length (m)	6.38	6.03
		Stride duration (s)	0.430	0.449
		Stride efficiency (%)	63.67	56.86
		Stride count	31.33	33.15

Disclaimer.

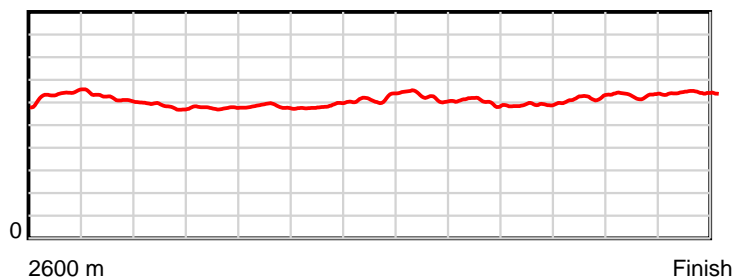
HRNZ and NZMTC and Thoroughbred Ratings Pty Ltd accepts no responsibility for the completeness or accuracy of any of the information contained herein, and makes no representations about its suitability for any particular purpose. Users should make their own judgements about those matters and/or seek independent advice. You assume all risks associated with use of the data provided on this page.

Race Results

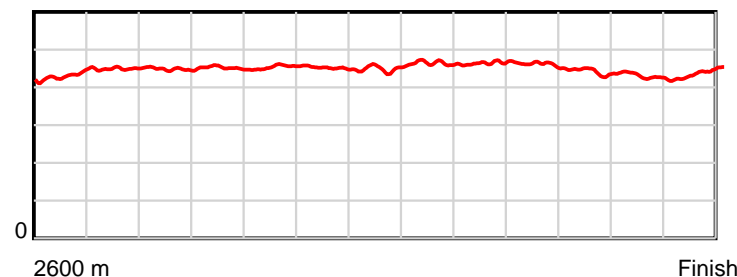
December 10, 2023, Race 5, TENNANT ENGINEERING NEW ZEALAND PACING OAKS (MOBILE PACE), Distance 2600m, Addington - Survey 3200m

Result	TAB no.	Horse (Barrier)	2200m to	2000m to	1800m to	1600m to	1400m to	1200m to	1000m to	800m to	600m to	400m to	200m to	Total or	Margin
8th	5	Cardi B (5)	2000m	1800m	1600m	1400m	1200m	1000m	800m	600m	400m	200m	WP	Average	
		Position in running (margin)	6(5.3)	3(4.0)	4(3.5)	4(3.9)	3(3.9)	5(3.5)	6(5.0)	6(5.1)	8(5.2)	9(4.7)	8(6.1)		9.10
		Sectional time (s)	15.62	15.77	16.01	16.07	14.58	15.34	15.57	15.62	14.51	13.95	13.73		
		Cumulative time (s)	166.77	151.15	135.38	119.37	103.30	88.72	73.38	57.81	42.19	27.68	13.73	3:15.09	
		Speed (m/s)	12.80	12.68	12.49	12.45	13.72	13.04	12.85	12.80	13.78	14.34	14.57	13.33	
		Stride length (m)	5.74	5.74	5.67	5.62	6.17	6.05	5.97	5.89	6.08	6.14	6.41	5.98	
		Stride duration (s)	0.449	0.452	0.454	0.452	0.450	0.464	0.465	0.460	0.441	0.428	0.440	0.449	
		Stride efficiency (%)	51.51	51.41	50.21	49.41	59.56	57.15	55.73	54.16	57.80	58.90	64.17	55.92	
		Stride count	34.83	34.87	35.28	35.57	32.40	33.07	33.49	33.97	32.88	32.58	31.21	434.63	

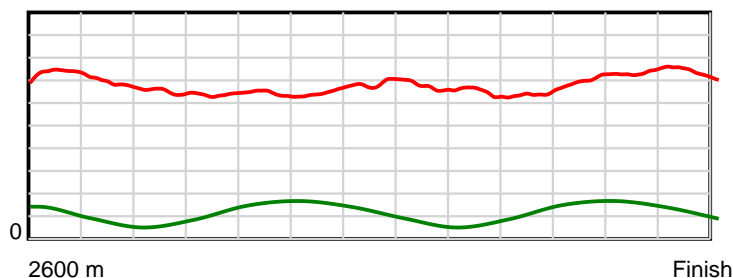
10 m Stride length



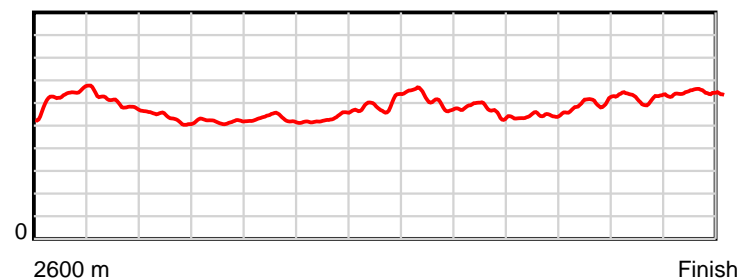
0.6 s Stride duration



20 m/sec Speed



100 % Stride efficiency



Note: Horizontal distance axis grid lines are 200m furlongs.

Disclaimer.

HRNZ and NZMTC and Thoroughbred Ratings Pty Ltd accepts no responsibility for the completeness or accuracy of any of the information contained herein, and makes no representations about its suitability for any particular purpose. Users should make their own judgements about those matters and/or seek independent advice. You assume all risks associated with use of the data provided on this page.



Race Results



December 10, 2023, Race 5, TENNANT ENGINEERING NEW ZEALAND PACING OAKS (MOBILE PACE), Distance 2600m, Addington - Survey 3200m

Result	TAB no.	Horse (Barrier)	2600 to	2400m to
9th	1	Jazzy Styx (1)	2400m	2200m
		Position in running (margin)	-	6(3.1)
		Sectional time (s)	13.30	14.67
		Cumulative time (s)	195.11	181.81
		Speed (m/s)	15.04	13.63
		Stride length (m)	6.13	5.95
		Stride duration (s)	0.409	0.436
		Stride efficiency (%)	58.71	55.29
		Stride count	32.63	33.62

Disclaimer.

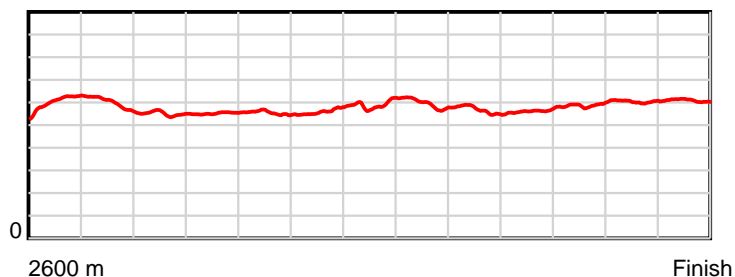
HRNZ and NZMTC and Thoroughbred Ratings Pty Ltd accepts no responsibility for the completeness or accuracy of any of the information contained herein, and makes no representations about its suitability for any particular purpose. Users should make their own judgements about those matters and/or seek independent advice. You assume all risks associated with use of the data provided on this page.

Race Results

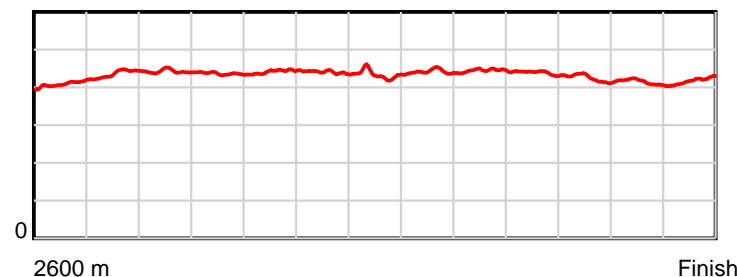
December 10, 2023, Race 5, TENNANT ENGINEERING NEW ZEALAND PACING OAKS (MOBILE PACE), Distance 2600m, Addington - Survey 3200m

Result	TAB no.	Horse (Barrier)	2200m to	2000m to	1800m to	1600m to	1400m to	1200m to	1000m to	800m to	600m to	400m to	200m to	Total or	Margin
9th	1	Jazy Styx (1)	2000m	1800m	1600m	1400m	1200m	1000m	800m	600m	400m	200m	WP	Average	
		Position in running (margin)	4(4.1)	4(4.6)	5(4.5)	5(5.5)	6(5.8)	8(6.0)	7(5.8)	7(5.8)	9(5.7)	10(5.3)	9(6.2)		9.20
		Sectional time (s)	15.92	15.84	16.11	16.12	14.68	15.05	15.54	15.60	14.53	13.87	13.88		
		Cumulative time (s)	167.14	151.22	135.38	119.27	103.15	88.47	73.42	57.88	42.28	27.75	13.88	3:15.11	
		Speed (m/s)	12.56	12.63	12.41	12.41	13.62	13.29	12.87	12.82	13.76	14.42	14.41	13.33	
		Stride length (m)	5.56	5.52	5.48	5.46	5.91	5.87	5.72	5.63	5.84	5.97	6.04	5.77	
		Stride duration (s)	0.442	0.437	0.441	0.440	0.434	0.442	0.445	0.439	0.424	0.414	0.419	0.433	
		Stride efficiency (%)	48.26	47.53	46.90	46.61	54.62	53.87	51.17	49.49	53.22	55.64	56.97	51.95	
		Stride count	35.99	36.26	36.51	36.62	33.83	34.06	34.95	35.54	34.27	33.52	33.12	450.92	

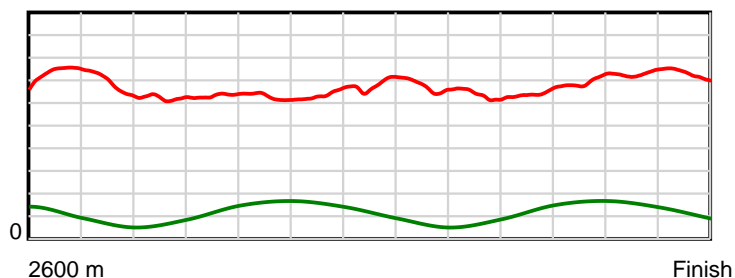
10 m Stride length



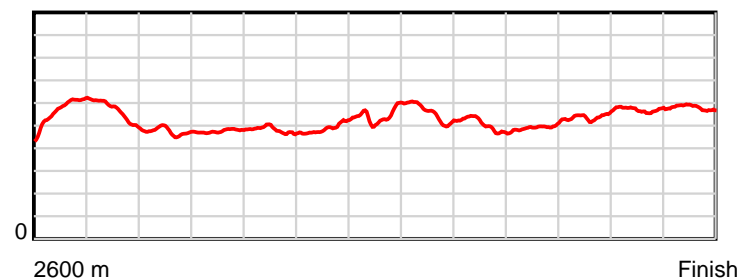
0.6 s Stride duration



20 m/sec Speed



100 % Stride efficiency



Note: Horizontal distance axis grid lines are 200m furlongs.

Disclaimer.

HRNZ and NZMTC and Thoroughbred Ratings Pty Ltd accepts no responsibility for the completeness or accuracy of any of the information contained herein, and makes no representations about its suitability for any particular purpose. Users should make their own judgements about those matters and/or seek independent advice. You assume all risks associated with use of the data provided on this page.



Race Results



December 10, 2023, Race 5, TENNANT ENGINEERING NEW ZEALAND PACING OAKS (MOBILE PACE), Distance 2600m, Addington - Survey 3200m

Result	TAB no.	Horse (Barrier)	2600 to	2400m to
10th	6	Wicked Wanda (6)	2400m	2200m
		Position in running (margin)	-	8(4.9)
		Sectional time (s)	13.61	15.00
		Cumulative time (s)	195.73	182.12
		Speed (m/s)	14.70	13.33
		Stride length (m)	6.50	6.20
		Stride duration (s)	0.447	0.465
		Stride efficiency (%)	66.10	60.12
		Stride count	30.75	32.24

Disclaimer.

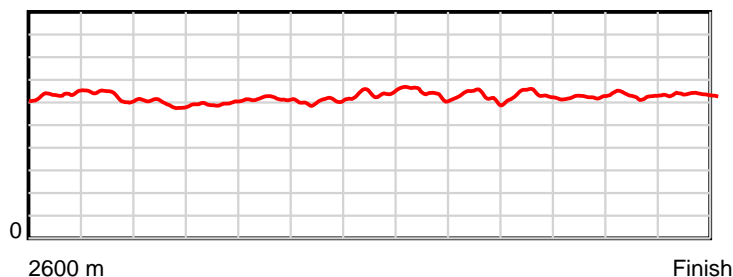
HRNZ and NZMTC and Thoroughbred Ratings Pty Ltd accepts no responsibility for the completeness or accuracy of any of the information contained herein, and makes no representations about its suitability for any particular purpose. Users should make their own judgements about those matters and/or seek independent advice. You assume all risks associated with use of the data provided on this page.

Race Results

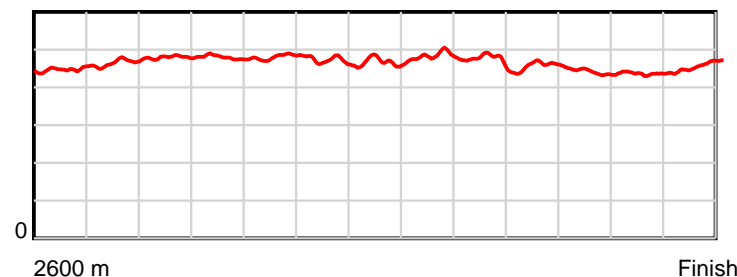
December 10, 2023, Race 5, TENNANT ENGINEERING NEW ZEALAND PACING OAKS (MOBILE PACE), Distance 2600m, Addington - Survey 3200m

Result	TAB no.	Horse (Barrier)	2200m to	2000m to	1800m to	1600m to	1400m to	1200m to	1000m to	800m to	600m to	400m to	200m to	Total or	Margin
10th	6	Wicked Wanda (6)	2000m	1800m	1600m	1400m	1200m	1000m	800m	600m	400m	200m	WP	Average	
		Position in running (margin)	9(7.9)	9(9.5)	10(10.4)	10(10.4)	12(10.2)	11(9.0)	12(11.7)	12(9.8)	4(2.5)	4(2.1)	7(5.3)		12.70
		Sectional time (s)	16.11	16.00	15.95	16.03	14.45	15.53	15.23	14.39	14.53	14.25	14.65		
		Cumulative time (s)	167.12	151.01	135.01	119.06	103.03	88.58	73.05	57.82	43.43	28.90	14.65	3:15.73	
		Speed (m/s)	12.41	12.50	12.54	12.48	13.84	12.88	13.13	13.90	13.76	14.04	13.65	13.28	
		Stride length (m)	5.95	6.00	6.03	5.88	6.47	6.23	6.19	6.37	6.06	6.12	6.27	6.17	
		Stride duration (s)	0.480	0.480	0.481	0.472	0.467	0.483	0.472	0.458	0.440	0.436	0.460	0.464	
		Stride efficiency (%)	55.37	56.26	56.73	54.08	65.42	60.56	59.94	63.36	57.37	58.53	61.52	59.48	
		Stride count	33.60	33.33	33.19	34.00	30.91	32.13	32.29	31.41	33.01	32.68	31.88	421.42	

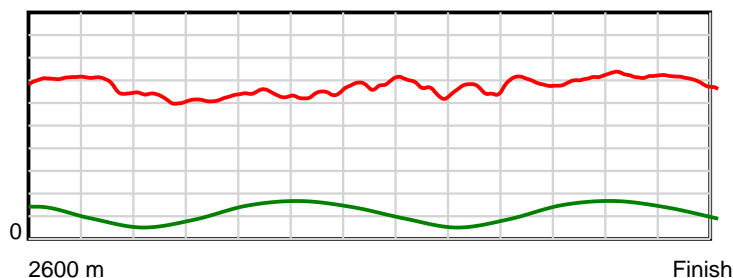
10 m Stride length



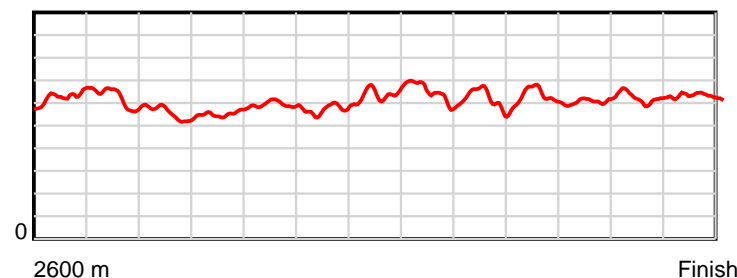
0.6 s Stride duration



20 m/sec Speed



100 % Stride efficiency



Note: Horizontal distance axis grid lines are 200m furlongs.

Disclaimer.

HRNZ and NZMTC and Thoroughbred Ratings Pty Ltd accepts no responsibility for the completeness or accuracy of any of the information contained herein, and makes no representations about its suitability for any particular purpose. Users should make their own judgements about those matters and/or seek independent advice. You assume all risks associated with use of the data provided on this page.



Race Results



December 10, 2023, Race 5, TENNANT ENGINEERING NEW ZEALAND PACING OAKS (MOBILE PACE), Distance 2600m, Addington - Survey 3200m

Result	TAB no.	Horse (Barrier)	2600 to	2400m to
11th	12	You Little Bea... (11)	2400m	2200m
		Position in running (margin)	-	11(9.1)
		Sectional time (s)	14.34	14.44
		Cumulative time (s)	195.75	181.41
		Speed (m/s)	13.95	13.85
		Stride length (m)	6.28	6.24
		Stride duration (s)	0.445	0.450
		Stride efficiency (%)	61.69	60.85
		Stride count	31.83	32.05

Disclaimer.

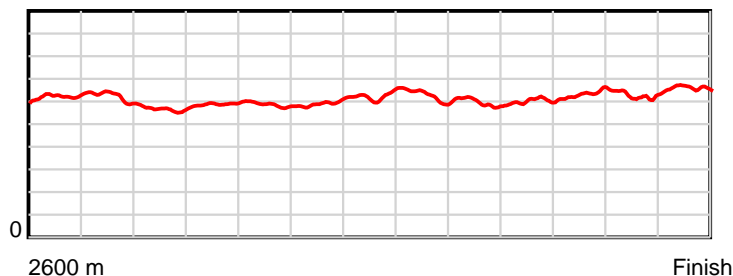
HRNZ and NZMTC and Thoroughbred Ratings Pty Ltd accepts no responsibility for the completeness or accuracy of any of the information contained herein, and makes no representations about its suitability for any particular purpose. Users should make their own judgements about those matters and/or seek independent advice. You assume all risks associated with use of the data provided on this page.

Race Results

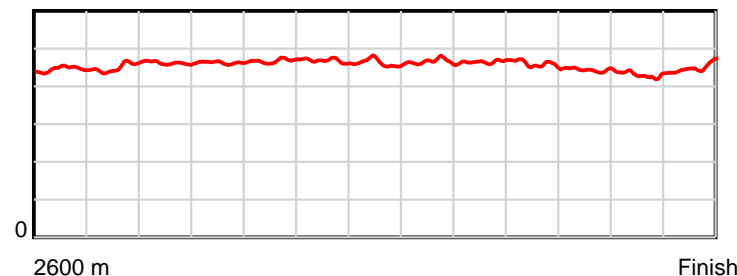
December 10, 2023, Race 5, TENNANT ENGINEERING NEW ZEALAND PACING OAKS (MOBILE PACE), Distance 2600m, Addington - Survey 3200m

Result	TAB no.	Horse (Barrier)	2200m to	2000m to	1800m to	1600m to	1400m to	1200m to	1000m to	800m to	600m to	400m to	200m to	Total or	Margin
11th	12	You Little Bea... (11)	2000m	1800m	1600m	1400m	1200m	1000m	800m	600m	400m	200m	WP	Average	
		Position in running (margin)	10(8.7)	10(10.2)	9(9.2)	9(10.3)	11(10.2)	12(10.7)	11(10.0)	11(9.7)	11(7.6)	12(7.5)	12(9.8)		12.80
		Sectional time (s)	16.10	15.67	16.14	16.05	14.73	14.97	15.51	15.24	14.59	14.11	13.86		
		Cumulative time (s)	166.97	150.87	135.20	119.06	103.01	88.28	73.31	57.80	42.56	27.97	13.86	3:15.75	
		Speed (m/s)	12.42	12.76	12.39	12.46	13.58	13.36	12.89	13.12	13.71	14.17	14.43	13.28	
		Stride length (m)	5.74	5.90	5.80	5.83	6.28	6.22	6.00	6.02	6.08	6.09	6.54	6.07	
		Stride duration (s)	0.462	0.463	0.468	0.468	0.462	0.466	0.465	0.459	0.443	0.430	0.453	0.457	
		Stride efficiency (%)	51.43	54.48	52.48	53.07	61.56	60.48	56.31	56.61	57.71	57.99	66.83	57.58	
		Stride count	34.86	33.87	34.51	34.32	31.86	32.15	33.32	33.23	32.91	32.83	30.58	428.32	

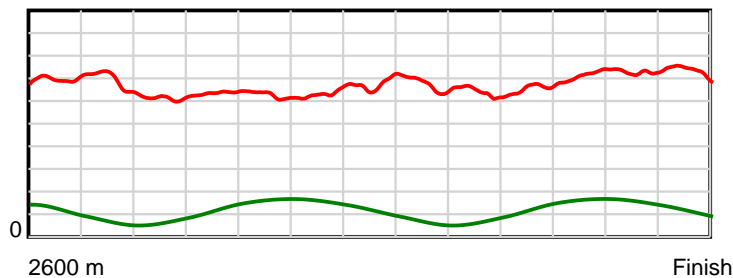
10 m Stride length



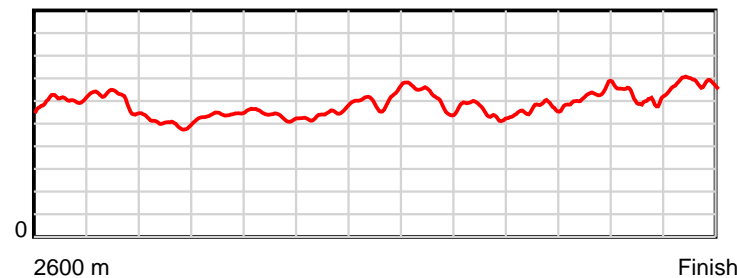
0.6 s Stride duration



20 m/sec Speed



100 % Stride efficiency



Note: Horizontal distance axis grid lines are 200m furlongs.

Disclaimer.

HRNZ and NZMTC and Thoroughbred Ratings Pty Ltd accepts no responsibility for the completeness or accuracy of any of the information contained herein, and makes no representations about its suitability for any particular purpose. Users should make their own judgements about those matters and/or seek independent advice. You assume all risks associated with use of the data provided on this page.



Race Results



December 10, 2023, Race 5, TENNANT ENGINEERING NEW ZEALAND PACING OAKS (MOBILE PACE), Distance 2600m, Addington - Survey 3200m

Result	TAB no.	Horse (Barrier)	2600 to	2400m to
12th	10	Tokyo Rose (9)	2400m	2200m
		Position in running (margin)	-	9(6.6)
		Sectional time (s)	13.87	14.48
		Cumulative time (s)	195.93	182.06
		Speed (m/s)	14.42	13.81
		Stride length (m)	6.50	6.33
		Stride duration (s)	0.442	0.458
		Stride efficiency (%)	66.07	62.59
		Stride count	30.76	31.60

Disclaimer.

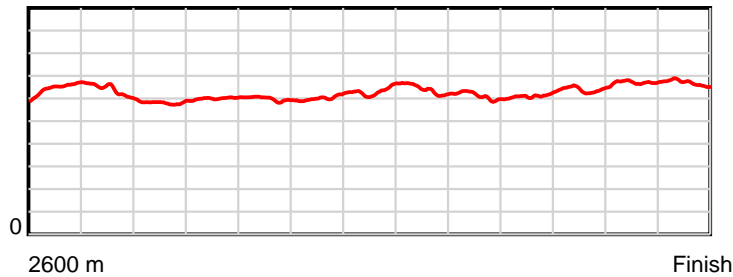
HRNZ and NZMTC and Thoroughbred Ratings Pty Ltd accepts no responsibility for the completeness or accuracy of any of the information contained herein, and makes no representations about its suitability for any particular purpose. Users should make their own judgements about those matters and/or seek independent advice. You assume all risks associated with use of the data provided on this page.

Race Results

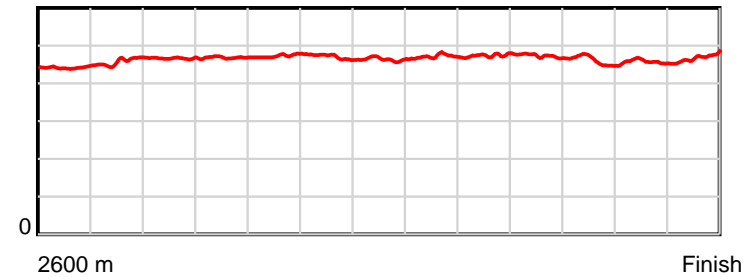
December 10, 2023, Race 5, TENNANT ENGINEERING NEW ZEALAND PACING OAKS (MOBILE PACE), Distance 2600m, Addington - Survey 3200m

Result	TAB no.	Horse (Barrier)	2200m to	2000m to	1800m to	1600m to	1400m to	1200m to	1000m to	800m to	600m to	400m to	200m to	Total or	Margin
12th	10	Tokyo Rose (9)	2000m	1800m	1600m	1400m	1200m	1000m	800m	600m	400m	200m	WP	Average	
		Position in running (margin)	7(6.4)	8(7.0)	7(6.4)	7(7.5)	9(8.1)	10(8.7)	9(7.9)	9(7.2)	12(7.6)	11(6.9)	11(8.5)		13.80
		Sectional time (s)	15.94	15.75	16.13	16.16	14.76	14.93	15.45	15.67	14.49	13.99	14.31		
		Cumulative time (s)	167.58	151.64	135.89	119.76	103.60	88.84	73.91	58.46	42.79	28.30	14.31	3:15.93	
		Speed (m/s)	12.55	12.70	12.40	12.38	13.55	13.40	12.94	12.76	13.80	14.30	13.98	13.27	
		Stride length (m)	5.85	5.94	5.86	5.82	6.29	6.31	6.13	6.04	6.35	6.54	6.58	6.18	
		Stride duration (s)	0.466	0.468	0.472	0.471	0.464	0.471	0.473	0.473	0.460	0.458	0.470	0.466	
		Stride efficiency (%)	53.48	55.18	53.63	53.00	61.76	62.31	58.73	56.94	62.96	66.88	67.58	59.77	
		Stride count	34.19	33.66	34.14	34.34	31.81	31.67	32.62	33.13	31.51	30.57	30.41	420.41	

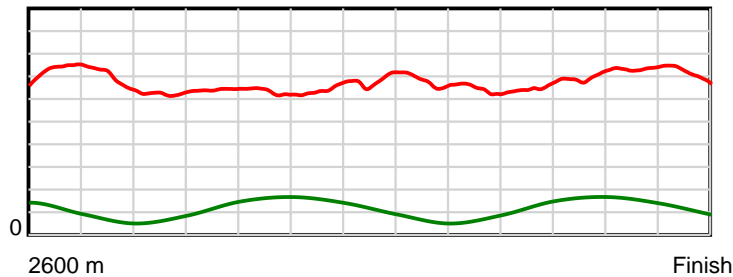
10 m Stride length



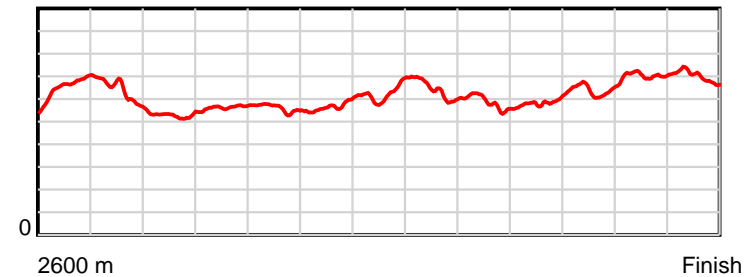
0.6 s Stride duration



20 m/sec Speed



100 % Stride efficiency



Note: Horizontal distance axis grid lines are 200m furlongs.

Disclaimer.

HRNZ and NZMTC and Thoroughbred Ratings Pty Ltd accepts no responsibility for the completeness or accuracy of any of the information contained herein, and makes no representations about its suitability for any particular purpose. Users should make their own judgements about those matters and/or seek independent advice. You assume all risks associated with use of the data provided on this page.