



Race Results

NZ Metropolitan Trotting Club Inc, HRNZ, December 10, 2023

Compilation date: December 10, 2023, 4:51:49 PM (NZDT)

Copyright © 2023 HRNZ and NZMTC. All rights reserved.

Trademarks.

StrideMASTER is a registered trademark of Thoroughbred Ratings Pty Ltd.

Disclaimer.

HRNZ and NZMTC and Thoroughbred Ratings Pty Ltd accepts no responsibility for the completeness or accuracy of any of the information contained herein, and makes no representations about its suitability for any particular purpose. Users should make their own judgements about those matters and/or seek independent advice. You assume all risks associated with use of the data provided on this page.



Race Results



December 10, 2023, Race 9, GARRARDS NEW ZEALAND PACING DERBY (MOBILE PACE), Distance 2600m, Addington - Survey 3200m

Result	TAB no.	Horse (Barrier)	2600 to	2400m to
1st	4	Merlin (4)	2400m	2200m
		Position in running (margin)	-	1(0.0)
		Sectional time (s)	12.27	13.83
		Cumulative time (s)	188.24	175.97
		Speed (m/s)	16.30	14.46
		Stride length (m)	16.60	13.70
		Stride duration (s)	1.019	0.947
		Stride efficiency (%)	430.55	293.11
		Stride count	12.05	14.60

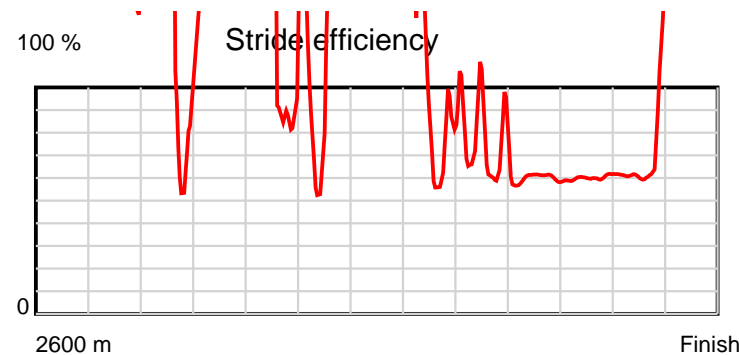
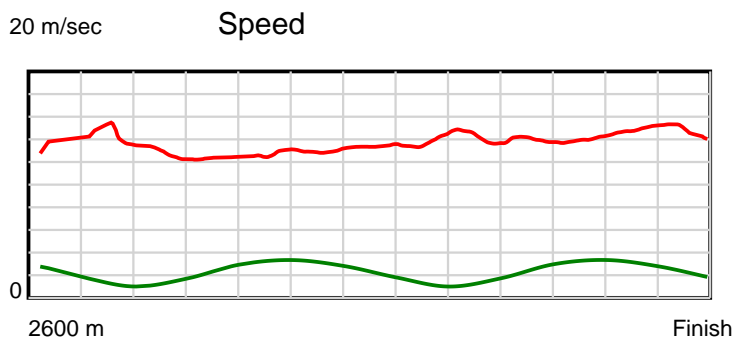
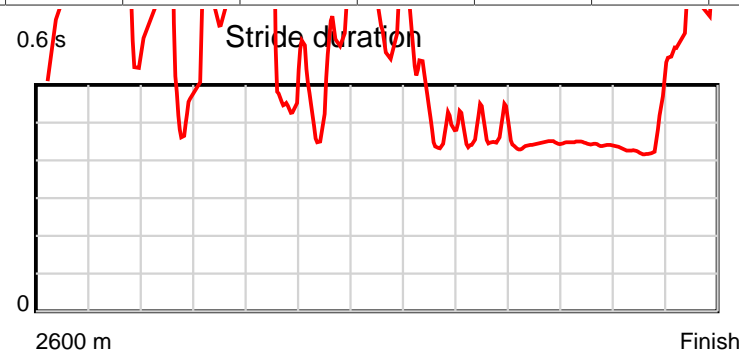
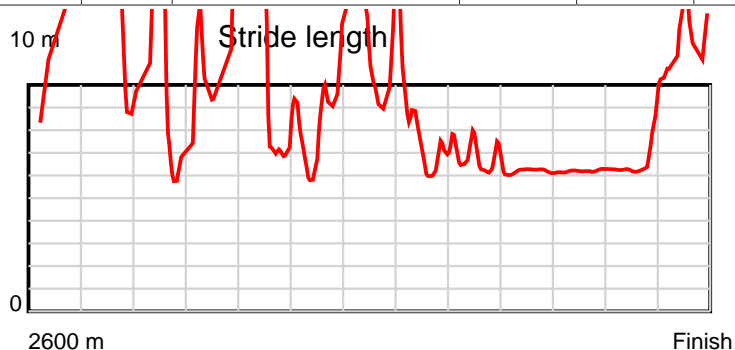
Disclaimer.

HRNZ and NZMTC and Thoroughbred Ratings Pty Ltd accepts no responsibility for the completeness or accuracy of any of the information contained herein, and makes no representations about its suitability for any particular purpose. Users should make their own judgements about those matters and/or seek independent advice. You assume all risks associated with use of the data provided on this page.

Race Results

December 10, 2023, Race 9, GARRARDS NEW ZEALAND PACING DERBY (MOBILE PACE), Distance 2600m, Addington - Survey 3200m

Result	TAB no.	Horse (Barrier)	2200m to	2000m to	1800m to	1600m to	1400m to	1200m to	1000m to	800m to	600m to	400m to	200m to	Total or	Margin
1st	4	Merlin (4)	2000m	1800m	1600m	1400m	1200m	1000m	800m	600m	400m	200m	WP	Average	
		Position in running (margin)	1(0.0)	1(0.0)	1(0.0)	1(0.0)	1(0.0)	1(0.0)	1(0.0)	1(0.0)	1(0.0)	1(0.0)	1(0.0)		0.00
		Sectional time (s)	15.89	15.88	15.82	15.22	14.86	14.45	14.35	14.22	14.35	13.24	13.86		
		Cumulative time (s)	162.14	146.25	130.37	114.55	99.33	84.47	70.02	55.67	41.45	27.10	13.86	3:08.24	
		Speed (m/s)	12.59	12.59	12.64	13.14	13.46	13.84	13.94	14.06	13.94	15.11	14.43	13.81	
		Stride length (m)	8.59	6.92	8.44	7.89	9.65	6.63	6.40	6.22	6.18	6.94	8.73	7.97	
		Stride duration (s)	0.683	0.549	0.668	0.600	0.717	0.479	0.459	0.442	0.443	0.459	0.605	0.577	
		Stride efficiency (%)	115.43	74.80	111.37	97.33	145.58	68.69	63.95	60.50	59.73	75.21	119.12	99.25	
		Stride count	23.27	28.91	23.69	25.34	20.72	30.17	31.26	32.14	32.35	28.83	22.91	326.24	



Note: Horizontal distance axis grid lines are 200m furlongs.

Disclaimer.

HRNZ and NZMTC and Thoroughbred Ratings Pty Ltd accepts no responsibility for the completeness or accuracy of any of the information contained herein, and makes no representations about its suitability for any particular purpose. Users should make their own judgements about those matters and/or seek independent advice. You assume all risks associated with use of the data provided on this page.



Race Results



December 10, 2023, Race 9, GARRARDS NEW ZEALAND PACING DERBY (MOBILE PACE), Distance 2600m, Addington - Survey 3200m

Result	TAB no.	Horse (Barrier)	2600 to	2400m to
2nd	6	Don't Stop Dre... (6)	2400m	2200m
		Position in running (margin)	-	4(1.8)
		Sectional time (s)	12.42	14.33
		Cumulative time (s)	188.36	175.94
		Speed (m/s)	16.10	13.96
		Stride length (m)	6.34	6.15
		Stride duration (s)	0.397	0.441
		Stride efficiency (%)	62.74	59.08
		Stride count	31.56	32.53

Disclaimer.

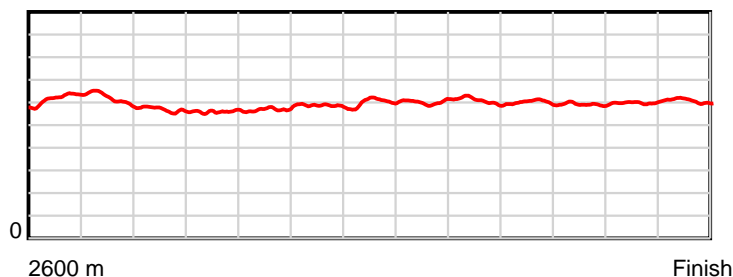
HRNZ and NZMTC and Thoroughbred Ratings Pty Ltd accepts no responsibility for the completeness or accuracy of any of the information contained herein, and makes no representations about its suitability for any particular purpose. Users should make their own judgements about those matters and/or seek independent advice. You assume all risks associated with use of the data provided on this page.

Race Results

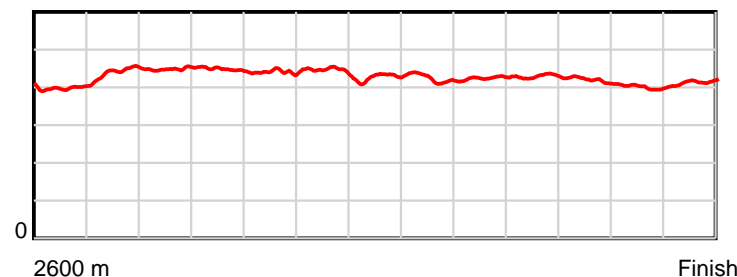
December 10, 2023, Race 9, GARRARDS NEW ZEALAND PACING DERBY (MOBILE PACE), Distance 2600m, Addington - Survey 3200m

Result	TAB no.	Horse (Barrier)	2200m to	2000m to	1800m to	1600m to	1400m to	1200m to	1000m to	800m to	600m to	400m to	200m to	Total or	Margin
2nd	6	Don't Stop Dre... (6)	2000m	1800m	1600m	1400m	1200m	1000m	800m	600m	400m	200m	WP	Average	
		Position in running (margin)	4(4.8)	6(7.1)	5(7.5)	7(6.5)	7(7.0)	3(2.8)	2(1.3)	3(1.7)	2(1.9)	2(1.1)	2(2.1)		0.70
		Sectional time (s)	16.27	15.94	15.66	15.31	14.16	14.20	14.42	14.25	14.21	13.40	13.79		
		Cumulative time (s)	161.61	145.34	129.40	113.74	98.43	84.27	70.07	55.65	41.40	27.19	13.79	3:08.36	
		Speed (m/s)	12.29	12.55	12.77	13.06	14.12	14.08	13.87	14.04	14.07	14.93	14.50	13.80	
		Stride length (m)	5.52	5.63	5.63	5.82	6.03	5.97	5.89	6.02	5.90	5.98	6.01	5.91	
		Stride duration (s)	0.449	0.448	0.441	0.445	0.427	0.424	0.425	0.429	0.419	0.401	0.414	0.428	
		Stride efficiency (%)	47.53	49.50	49.52	52.85	56.81	55.71	54.27	56.60	54.36	55.88	56.42	54.49	
		Stride count	36.26	35.54	35.53	34.39	33.17	33.50	33.94	33.23	33.91	33.45	33.28	440.29	

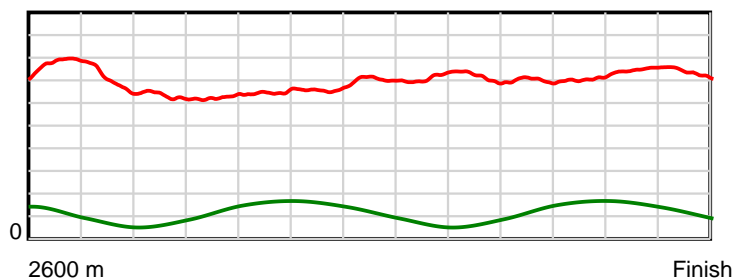
10 m Stride length



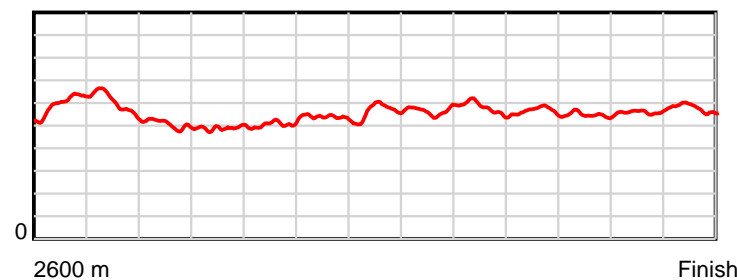
0.6 s Stride duration



20 m/sec Speed



100 % Stride efficiency



Note: Horizontal distance axis grid lines are 200m furlongs.

Disclaimer.

HRNZ and NZMTC and Thoroughbred Ratings Pty Ltd accepts no responsibility for the completeness or accuracy of any of the information contained herein, and makes no representations about its suitability for any particular purpose. Users should make their own judgements about those matters and/or seek independent advice. You assume all risks associated with use of the data provided on this page.



Race Results



December 10, 2023, Race 9, GARRARDS NEW ZEALAND PACING DERBY (MOBILE PACE), Distance 2600m, Addington - Survey 3200m

Result	TAB no.	Horse (Barrier)	2600 to	2400m to
3rd	2	Sooner The Bet... (2)	2400m	2200m
		Position in running (margin)	-	3(1.6)
		Sectional time (s)	12.35	14.08
		Cumulative time (s)	188.75	176.40
		Speed (m/s)	16.19	14.20
		Stride length (m)	6.17	6.06
		Stride duration (s)	0.387	0.426
		Stride efficiency (%)	59.46	57.31
		Stride count	32.42	33.02

Disclaimer.

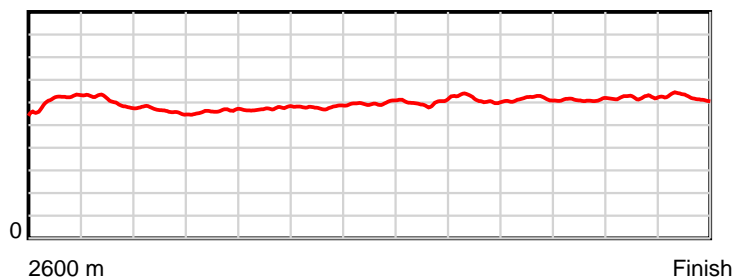
HRNZ and NZMTC and Thoroughbred Ratings Pty Ltd accepts no responsibility for the completeness or accuracy of any of the information contained herein, and makes no representations about its suitability for any particular purpose. Users should make their own judgements about those matters and/or seek independent advice. You assume all risks associated with use of the data provided on this page.

Race Results

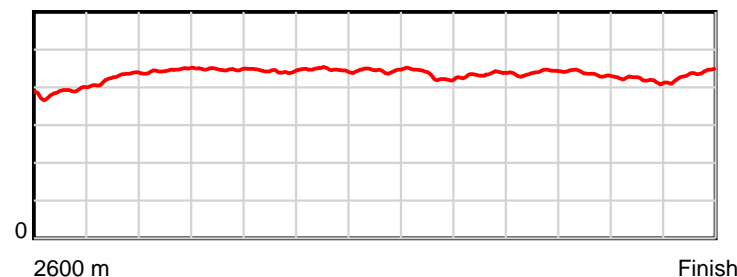
December 10, 2023, Race 9, GARRARDS NEW ZEALAND PACING DERBY (MOBILE PACE), Distance 2600m, Addington - Survey 3200m

Result	TAB no.	Horse (Barrier)	2200m to	2000m to	1800m to	1600m to	1400m to	1200m to	1000m to	800m to	600m to	400m to	200m to	Total or	Margin
3rd	2	Sooner The Bet... (2)	2000m	1800m	1600m	1400m	1200m	1000m	800m	600m	400m	200m	WP	Average	
		Position in running (margin)	2(3.1)	2(3.1)	2(3.4)	2(2.1)	2(2.0)	2(2.1)	4(2.3)	2(1.7)	3(2.1)	4(1.7)	3(2.4)		2.80
		Sectional time (s)	15.89	15.94	15.59	15.22	14.86	14.49	14.25	14.28	14.28	13.36	14.16		
		Cumulative time (s)	162.32	146.43	130.49	114.90	99.68	84.82	70.33	56.08	41.80	27.52	14.16	3:08.75	
		Speed (m/s)	12.59	12.55	12.83	13.14	13.46	13.80	14.04	14.01	14.01	14.97	14.12	13.77	
		Stride length (m)	5.61	5.62	5.69	5.87	5.99	5.98	6.10	6.15	6.11	6.29	6.15	5.98	
		Stride duration (s)	0.445	0.448	0.443	0.447	0.445	0.433	0.435	0.439	0.436	0.420	0.435	0.434	
		Stride efficiency (%)	49.16	49.35	50.59	53.92	56.04	55.87	58.14	59.05	58.36	61.78	59.07	55.79	
		Stride count	35.66	35.59	35.15	34.05	33.40	33.45	32.79	32.53	32.73	31.81	32.53	435.13	

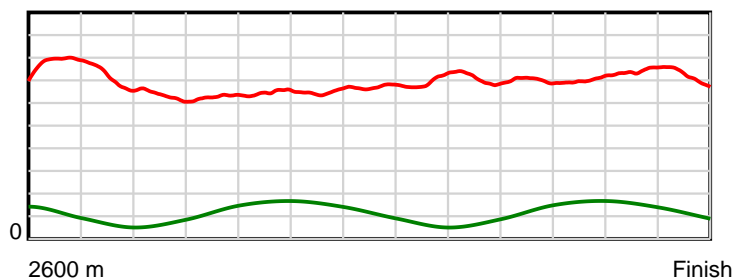
10 m Stride length



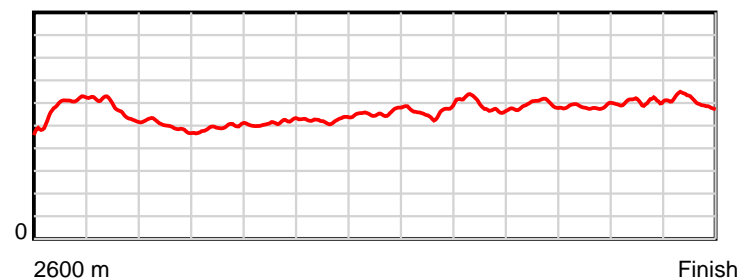
0.6 s Stride duration



20 m/sec Speed



100 % Stride efficiency



Note: Horizontal distance axis grid lines are 200m furlongs.

Disclaimer.

HRNZ and NZMTC and Thoroughbred Ratings Pty Ltd accepts no responsibility for the completeness or accuracy of any of the information contained herein, and makes no representations about its suitability for any particular purpose. Users should make their own judgements about those matters and/or seek independent advice. You assume all risks associated with use of the data provided on this page.



Race Results



December 10, 2023, Race 9, GARRARDS NEW ZEALAND PACING DERBY (MOBILE PACE), Distance 2600m, Addington - Survey 3200m

Result	TAB no.	Horse (Barrier)	2600 to	2400m to
4th	5	Jolimont (5)	2400m	2200m
		Position in running (margin)	-	5(2.5)
		Sectional time (s)	12.72	14.25
		Cumulative time (s)	189.00	176.28
		Speed (m/s)	15.72	14.04
		Stride length (m)	6.43	6.25
		Stride duration (s)	0.408	0.445
		Stride efficiency (%)	64.69	60.99
		Stride count	31.08	32.01

Disclaimer.

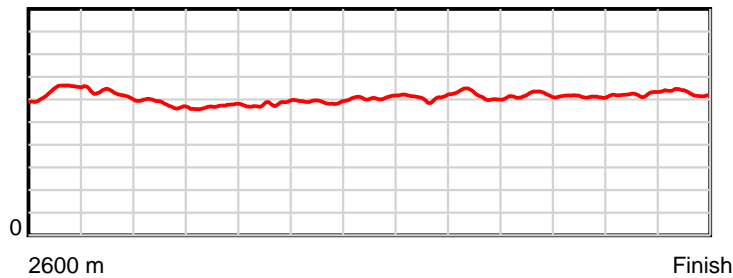
HRNZ and NZMTC and Thoroughbred Ratings Pty Ltd accepts no responsibility for the completeness or accuracy of any of the information contained herein, and makes no representations about its suitability for any particular purpose. Users should make their own judgements about those matters and/or seek independent advice. You assume all risks associated with use of the data provided on this page.

Race Results

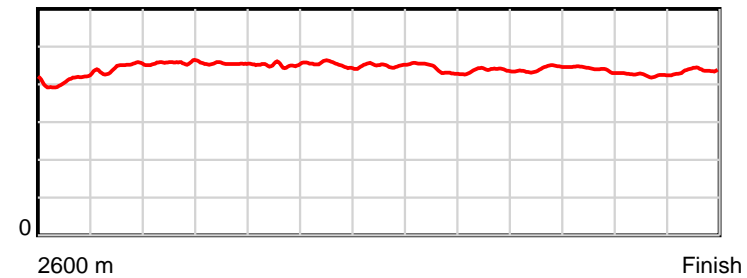
December 10, 2023, Race 9, GARRARDS NEW ZEALAND PACING DERBY (MOBILE PACE), Distance 2600m, Addington - Survey 3200m

Result	TAB no.	Horse (Barrier)	2200m to	2000m to	1800m to	1600m to	1400m to	1200m to	1000m to	800m to	600m to	400m to	200m to	Total or	Margin
4th	5	Jolimont (5)	2000m	1800m	1600m	1400m	1200m	1000m	800m	600m	400m	200m	WP	Average	
		Position in running (margin)	5(5.0)	3(4.6)	3(5.3)	4(4.0)	4(4.3)	5(4.2)	6(4.5)	6(4.1)	7(3.6)	6(3.9)	4(4.9)		4.20
		Sectional time (s)	15.82	16.00	15.59	15.27	14.84	14.50	14.28	14.14	14.39	13.41	13.79		
		Cumulative time (s)	162.03	146.21	130.21	114.62	99.35	84.51	70.01	55.73	41.59	27.20	13.79	3:09.00	
		Speed (m/s)	12.64	12.50	12.83	13.10	13.48	13.79	14.01	14.14	13.90	14.91	14.50	13.76	
		Stride length (m)	5.79	5.68	5.79	5.93	6.06	6.10	6.13	6.24	6.12	6.34	6.33	6.08	
		Stride duration (s)	0.458	0.455	0.451	0.453	0.450	0.442	0.438	0.441	0.440	0.425	0.436	0.442	
		Stride efficiency (%)	52.31	50.44	52.38	54.98	57.48	58.13	58.68	60.78	58.56	62.87	62.56	57.82	
		Stride count	34.57	35.20	34.55	33.72	32.98	32.79	32.64	32.07	32.67	31.53	31.61	427.42	

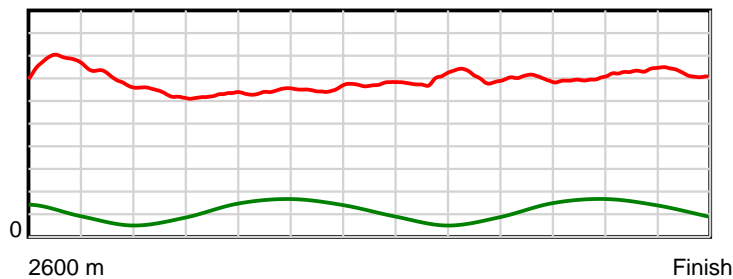
10 m Stride length



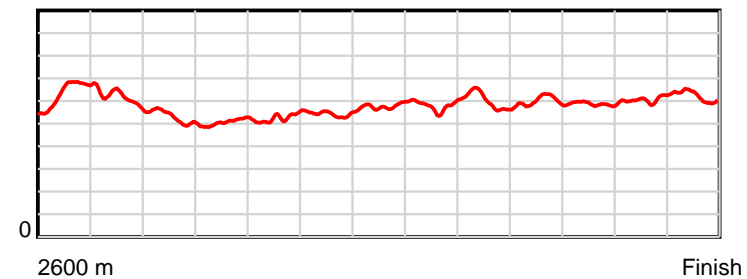
0.6 s Stride duration



20 m/sec Speed



100 % Stride efficiency



Note: Horizontal distance axis grid lines are 200m furlongs.

Disclaimer.

HRNZ and NZMTC and Thoroughbred Ratings Pty Ltd accepts no responsibility for the completeness or accuracy of any of the information contained herein, and makes no representations about its suitability for any particular purpose. Users should make their own judgements about those matters and/or seek independent advice. You assume all risks associated with use of the data provided on this page.



Race Results



December 10, 2023, Race 9, GARRARDS NEW ZEALAND PACING DERBY (MOBILE PACE), Distance 2600m, Addington - Survey 3200m

Result	TAB no.	Horse (Barrier)	2600 to	2400m to
5th	14	Alta Meteor (14)	2400m	2200m
		Position in running (margin)	-	7(5.7)
		Sectional time (s)	13.03	14.27
		Cumulative time (s)	189.03	176.00
		Speed (m/s)	15.35	14.02
		Stride length (m)	6.86	6.62
		Stride duration (s)	0.441	0.472
		Stride efficiency (%)	73.43	68.39
		Stride count	29.18	30.23

Disclaimer.

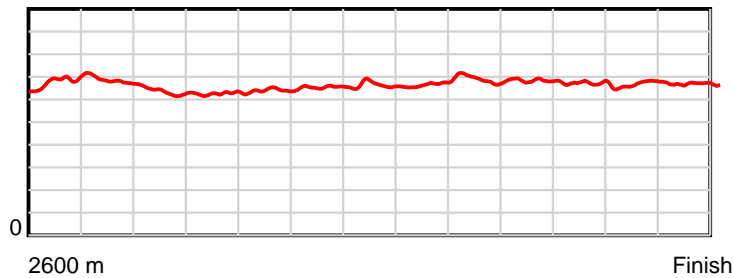
HRNZ and NZMTC and Thoroughbred Ratings Pty Ltd accepts no responsibility for the completeness or accuracy of any of the information contained herein, and makes no representations about its suitability for any particular purpose. Users should make their own judgements about those matters and/or seek independent advice. You assume all risks associated with use of the data provided on this page.

Race Results

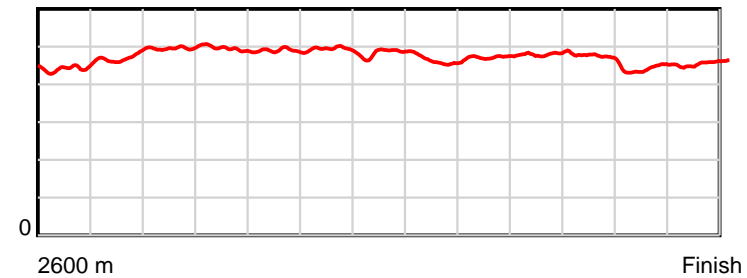
December 10, 2023, Race 9, GARRARDS NEW ZEALAND PACING DERBY (MOBILE PACE), Distance 2600m, Addington - Survey 3200m

Result	TAB no.	Horse (Barrier)	2200m to	2000m to	1800m to	1600m to	1400m to	1200m to	1000m to	800m to	600m to	400m to	200m to	Total or	Margin
5th	14	Alta Meteor (14)	2000m	1800m	1600m	1400m	1200m	1000m	800m	600m	400m	200m	WP	Average	
		Position in running (margin)	7(8.4)	7(9.7)	8(9.5)	8(8.7)	10(9.4)	11(8.1)	10(7.0)	10(6.0)	9(5.4)	10(5.6)	6(7.3)		4.40
		Sectional time (s)	16.11	15.85	15.68	15.32	14.65	14.27	14.18	14.12	14.38	13.52	13.65		
		Cumulative time (s)	161.73	145.62	129.77	114.09	98.77	84.12	69.85	55.67	41.55	27.17	13.65	3:09.03	
		Speed (m/s)	12.41	12.62	12.76	13.05	13.65	14.02	14.10	14.16	13.91	14.79	14.65	13.75	
		Stride length (m)	6.16	6.24	6.24	6.44	6.61	6.49	6.67	6.81	6.50	6.57	6.68	6.52	
		Stride duration (s)	0.496	0.495	0.490	0.493	0.484	0.463	0.473	0.481	0.467	0.444	0.456	0.474	
		Stride efficiency (%)	59.22	60.87	60.91	64.83	68.29	65.72	69.46	72.44	66.08	67.44	69.75	66.48	
		Stride count	32.49	32.04	32.04	31.05	30.25	30.84	30.00	29.37	30.76	30.44	29.93	398.62	

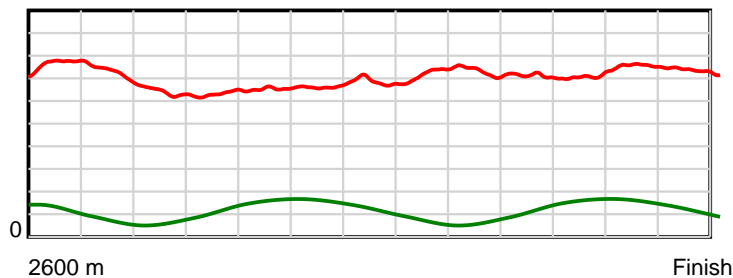
10 m Stride length



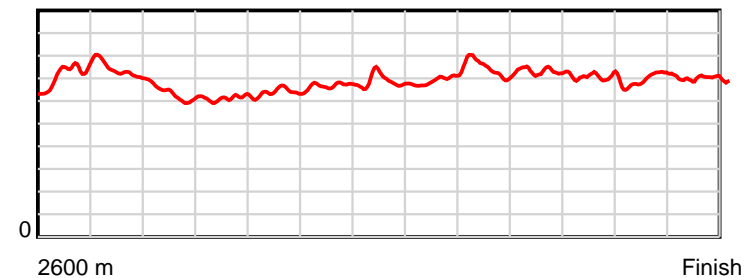
0.6 s Stride duration



20 m/sec Speed



100 % Stride efficiency



Note: Horizontal distance axis grid lines are 200m furlongs.

Disclaimer.

HRNZ and NZMTC and Thoroughbred Ratings Pty Ltd accepts no responsibility for the completeness or accuracy of any of the information contained herein, and makes no representations about its suitability for any particular purpose. Users should make their own judgements about those matters and/or seek independent advice. You assume all risks associated with use of the data provided on this page.



Race Results



December 10, 2023, Race 9, GARRARDS NEW ZEALAND PACING DERBY (MOBILE PACE), Distance 2600m, Addington - Survey 3200m

Result	TAB no.	Horse (Barrier)	2600 to	2400m to
6th	3	Charlie Brown (3)	2400m	2200m
		Position in running (margin)	-	6(4.9)
		Sectional time (s)	13.14	14.23
		Cumulative time (s)	189.43	176.29
		Speed (m/s)	15.22	14.05
		Stride length (m)	6.67	6.53
		Stride duration (s)	0.436	0.465
		Stride efficiency (%)	69.42	66.69
		Stride count	30.01	30.61

Disclaimer.

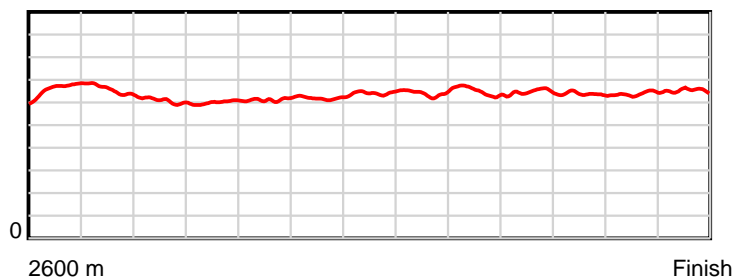
HRNZ and NZMTC and Thoroughbred Ratings Pty Ltd accepts no responsibility for the completeness or accuracy of any of the information contained herein, and makes no representations about its suitability for any particular purpose. Users should make their own judgements about those matters and/or seek independent advice. You assume all risks associated with use of the data provided on this page.

Race Results

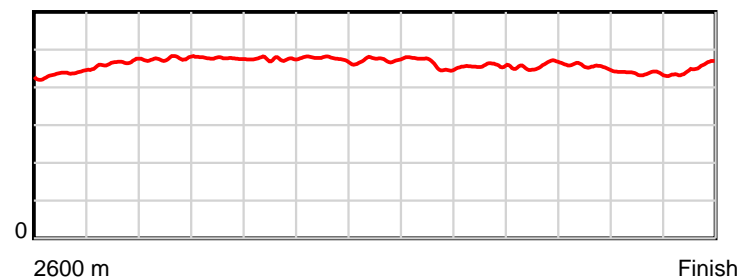
December 10, 2023, Race 9, GARRARDS NEW ZEALAND PACING DERBY (MOBILE PACE), Distance 2600m, Addington - Survey 3200m

Result	TAB no.	Horse (Barrier)	2200m to	2000m to	1800m to	1600m to	1400m to	1200m to	1000m to	800m to	600m to	400m to	200m to	Total or	Margin
6th	3	Charlie Brown (3)	2000m	1800m	1600m	1400m	1200m	1000m	800m	600m	400m	200m	WP	Average	
		Position in running (margin)	6(7.2)	5(7.0)	6(7.6)	6(6.2)	6(6.5)	8(6.1)	8(6.3)	9(5.9)	10(5.7)	9(5.4)	7(7.4)		6.60
		Sectional time (s)	15.84	15.98	15.58	15.27	14.79	14.48	14.28	14.19	14.30	13.58	13.77		
		Cumulative time (s)	162.06	146.22	130.24	114.66	99.39	84.60	70.12	55.84	41.65	27.35	13.77	3:09.43	
		Speed (m/s)	12.63	12.52	12.84	13.10	13.52	13.81	14.01	14.09	13.99	14.73	14.52	13.73	
		Stride length (m)	6.01	5.97	6.10	6.24	6.38	6.40	6.40	6.45	6.37	6.44	6.54	6.34	
		Stride duration (s)	0.476	0.477	0.475	0.477	0.472	0.463	0.457	0.457	0.455	0.437	0.450	0.462	
		Stride efficiency (%)	56.45	55.74	58.12	60.86	63.70	63.91	64.09	64.98	63.38	64.85	66.84	62.81	
		Stride count	33.28	33.49	32.80	32.05	31.32	31.27	31.23	31.02	31.40	31.05	30.58	410.11	

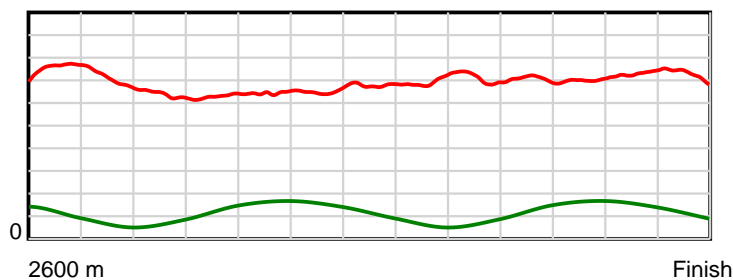
10 m Stride length



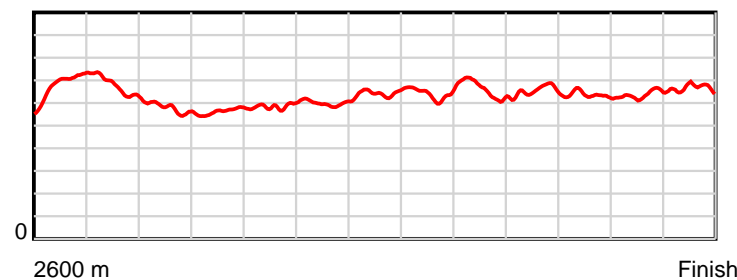
0.6 s Stride duration



20 m/sec Speed



100 % Stride efficiency



Note: Horizontal distance axis grid lines are 200m furlongs.

Disclaimer.

HRNZ and NZMTC and Thoroughbred Ratings Pty Ltd accepts no responsibility for the completeness or accuracy of any of the information contained herein, and makes no representations about its suitability for any particular purpose. Users should make their own judgements about those matters and/or seek independent advice. You assume all risks associated with use of the data provided on this page.



Race Results



December 10, 2023, Race 9, GARRARDS NEW ZEALAND PACING DERBY (MOBILE PACE), Distance 2600m, Addington - Survey 3200m

Result	TAB no.	Horse (Barrier)	2600 to	2400m to
7th	8	Wag Star (8)	2400m	2200m
		Position in running (margin)	-	2(0.1)
		Sectional time (s)	12.19	14.44
		Cumulative time (s)	189.51	177.32
		Speed (m/s)	16.41	13.85
		Stride length (m)	6.85	6.45
		Stride duration (s)	0.419	0.466
		Stride efficiency (%)	73.23	64.96
		Stride count	29.22	31.02

Disclaimer.

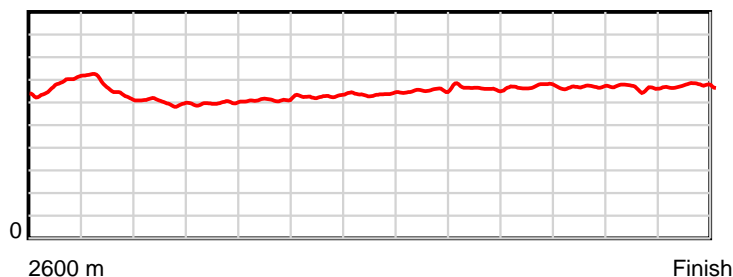
HRNZ and NZMTC and Thoroughbred Ratings Pty Ltd accepts no responsibility for the completeness or accuracy of any of the information contained herein, and makes no representations about its suitability for any particular purpose. Users should make their own judgements about those matters and/or seek independent advice. You assume all risks associated with use of the data provided on this page.

Race Results

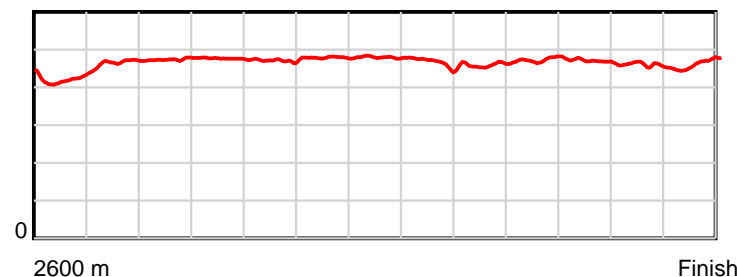
December 10, 2023, Race 9, GARRARDS NEW ZEALAND PACING DERBY (MOBILE PACE), Distance 2600m, Addington - Survey 3200m

Result	TAB no.	Horse (Barrier)	2200m to	2000m to	1800m to	1600m to	1400m to	1200m to	1000m to	800m to	600m to	400m to	200m to	Total or	Margin
7th	8	Wag Star (8)	2000m	1800m	1600m	1400m	1200m	1000m	800m	600m	400m	200m	WP	Average	
		Position in running (margin)	3(3.8)	4(5.1)	4(5.5)	5(4.1)	5(4.9)	9(6.3)	9(6.4)	8(4.9)	8(5.0)	8(4.6)	9(8.7)		7.10
		Sectional time (s)	16.11	15.94	15.58	15.36	15.09	14.48	14.09	14.23	14.28	13.93	13.79		
		Cumulative time (s)	162.88	146.77	130.83	115.25	99.89	84.80	70.32	56.23	42.00	27.72	13.79	3:09.51	
		Speed (m/s)	12.41	12.55	12.84	13.02	13.25	13.81	14.19	14.05	14.01	14.36	14.50	13.72	
		Stride length (m)	5.89	5.97	6.05	6.23	6.36	6.43	6.53	6.66	6.57	6.60	6.73	6.40	
		Stride duration (s)	0.474	0.476	0.472	0.479	0.480	0.466	0.460	0.474	0.469	0.459	0.464	0.466	
		Stride efficiency (%)	54.13	55.76	57.27	60.70	63.21	64.70	66.57	69.36	67.43	67.98	70.72	63.92	
		Stride count	33.98	33.48	33.04	32.09	31.45	31.08	30.64	30.02	30.45	30.32	29.73	406.52	

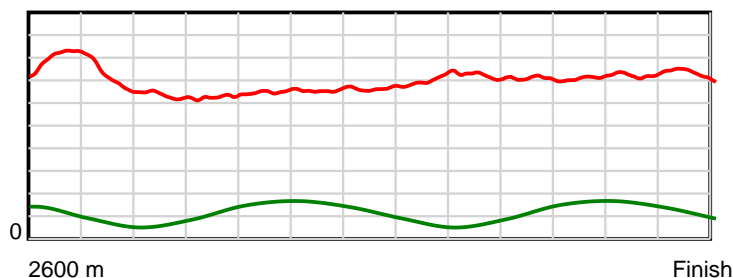
10 m Stride length



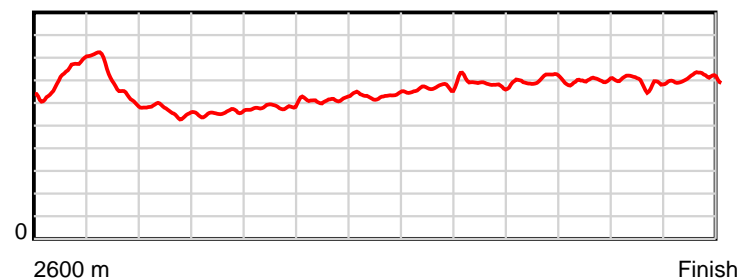
0.6 s Stride duration



20 m/sec Speed



100 % Stride efficiency



Note: Horizontal distance axis grid lines are 200m furlongs.

Disclaimer.

HRNZ and NZMTC and Thoroughbred Ratings Pty Ltd accepts no responsibility for the completeness or accuracy of any of the information contained herein, and makes no representations about its suitability for any particular purpose. Users should make their own judgements about those matters and/or seek independent advice. You assume all risks associated with use of the data provided on this page.



Race Results



December 10, 2023, Race 9, GARRARDS NEW ZEALAND PACING DERBY (MOBILE PACE), Distance 2600m, Addington - Survey 3200m

Result	TAB no.	Horse (Barrier)	2600 to	2400m to
8th	10	Ohoka Connor (10)	2400m	2200m
		Position in running (margin)	-	12(8.3)
		Sectional time (s)	13.61	14.31
		Cumulative time (s)	189.73	176.12
		Speed (m/s)	14.69	13.98
		Stride length (m)	6.93	6.67
		Stride duration (s)	0.460	0.477
		Stride efficiency (%)	75.15	69.48
		Stride count	28.84	29.99

Disclaimer.

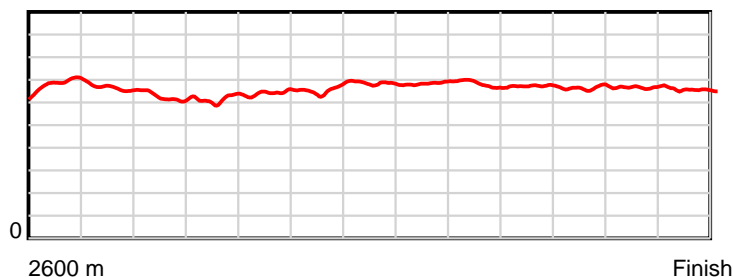
HRNZ and NZMTC and Thoroughbred Ratings Pty Ltd accepts no responsibility for the completeness or accuracy of any of the information contained herein, and makes no representations about its suitability for any particular purpose. Users should make their own judgements about those matters and/or seek independent advice. You assume all risks associated with use of the data provided on this page.

Race Results

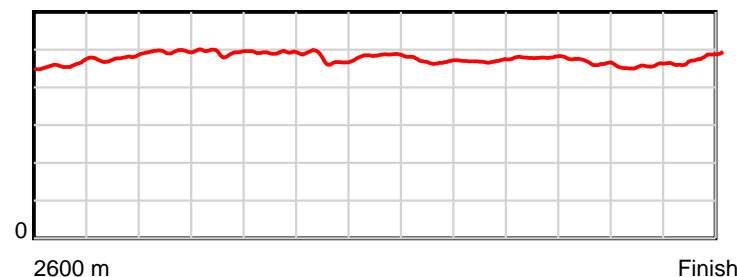
December 10, 2023, Race 9, GARRARDS NEW ZEALAND PACING DERBY (MOBILE PACE), Distance 2600m, Addington - Survey 3200m

Result	TAB no.	Horse (Barrier)	2200m to	2000m to	1800m to	1600m to	1400m to	1200m to	1000m to	800m to	600m to	400m to	200m to	Total or	Margin
8th	10	Ohoka Connor (10)	2000m	1800m	1600m	1400m	1200m	1000m	800m	600m	400m	200m	WP	Average	
		Position in running (margin)	10(11.1)	10(12.4)	11(13.0)	12(11.8)	8(8.8)	6(4.6)	3(2.2)	4(2.2)	4(2.1)	3(1.2)	5(5.0)		8.30
		Sectional time (s)	16.09	15.99	15.61	14.71	14.15	14.05	14.35	14.20	14.21	13.86	14.59		
		Cumulative time (s)	161.81	145.72	129.73	114.12	99.41	85.26	71.21	56.86	42.66	28.45	14.59	3:09.73	
		Speed (m/s)	12.43	12.51	12.81	13.60	14.13	14.23	13.94	14.08	14.07	14.43	13.71	13.70	
		Stride length (m)	6.15	6.17	6.30	6.48	6.86	6.68	6.56	6.75	6.55	6.60	6.56	6.55	
		Stride duration (s)	0.495	0.493	0.492	0.477	0.485	0.470	0.470	0.479	0.465	0.457	0.479	0.478	
		Stride efficiency (%)	59.07	59.50	62.06	65.57	73.46	69.80	67.18	71.16	66.97	68.01	67.26	67.03	
		Stride count	32.53	32.41	31.74	30.88	29.17	29.93	30.50	29.64	30.55	30.32	30.48	396.98	

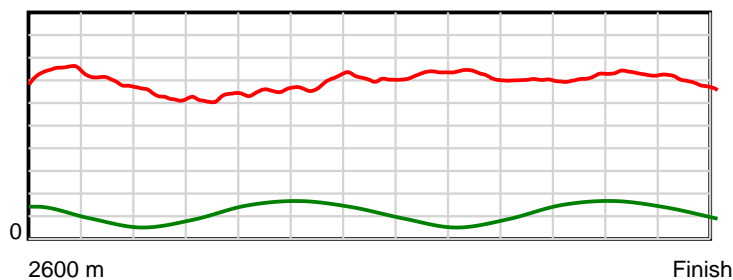
10 m Stride length



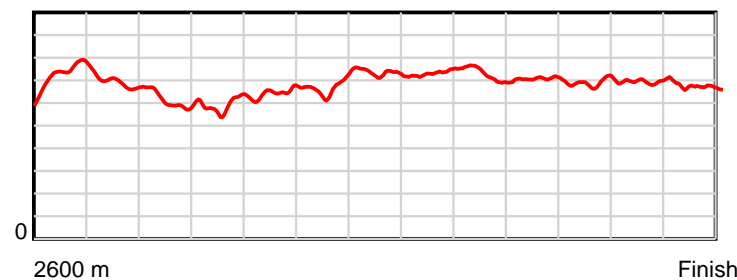
0.6 s Stride duration



20 m/sec Speed



100 % Stride efficiency



Note: Horizontal distance axis grid lines are 200m furlongs.

Disclaimer.

HRNZ and NZMTC and Thoroughbred Ratings Pty Ltd accepts no responsibility for the completeness or accuracy of any of the information contained herein, and makes no representations about its suitability for any particular purpose. Users should make their own judgements about those matters and/or seek independent advice. You assume all risks associated with use of the data provided on this page.



Race Results



December 10, 2023, Race 9, GARRARDS NEW ZEALAND PACING DERBY (MOBILE PACE), Distance 2600m, Addington - Survey 3200m

Result	TAB no.	Horse (Barrier)	2600 to	2400m to
9th	12	Who's Delight (12)	2400m	2200m
		Position in running (margin)	-	13(9.4)
		Sectional time (s)	13.83	14.16
		Cumulative time (s)	190.18	176.35
		Speed (m/s)	14.46	14.12
		Stride length (m)	6.35	6.32
		Stride duration (s)	0.425	0.448
		Stride efficiency (%)	63.04	62.46
		Stride count	31.49	31.63

Disclaimer.

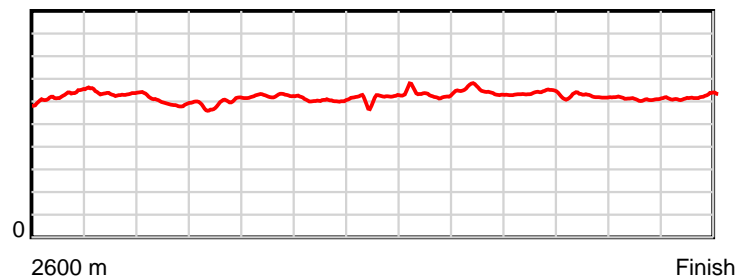
HRNZ and NZMTC and Thoroughbred Ratings Pty Ltd accepts no responsibility for the completeness or accuracy of any of the information contained herein, and makes no representations about its suitability for any particular purpose. Users should make their own judgements about those matters and/or seek independent advice. You assume all risks associated with use of the data provided on this page.

Race Results

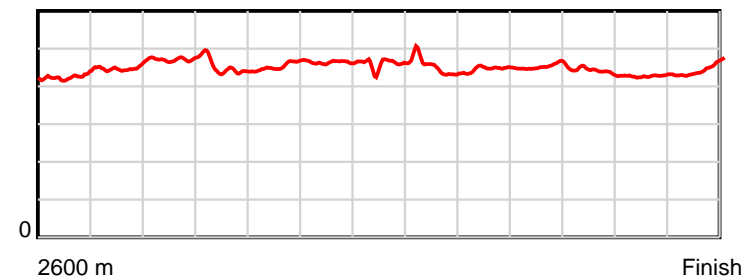
December 10, 2023, Race 9, GARRARDS NEW ZEALAND PACING DERBY (MOBILE PACE), Distance 2600m, Addington - Survey 3200m

Result	TAB no.	Horse (Barrier)	2200m to	2000m to	1800m to	1600m to	1400m to	1200m to	1000m to	800m to	600m to	400m to	200m to	Total or	Margin
9th	12	Who's Delight (12)	2000m	1800m	1600m	1400m	1200m	1000m	800m	600m	400m	200m	WP	Average	
		Position in running (margin)	11(11.3)	11(12.5)	7(8.1)	3(2.6)	3(3.3)	4(4.0)	5(4.4)	5(3.7)	6(3.5)	5(3.4)	8(8.1)		10.80
		Sectional time (s)	16.08	15.14	14.91	15.32	14.99	14.51	14.23	14.18	14.32	14.03	14.48		
		Cumulative time (s)	162.19	146.11	130.97	116.06	100.74	85.75	71.24	57.01	42.83	28.51	14.48	3:10.18	
		Speed (m/s)	12.44	13.21	13.41	13.05	13.34	13.78	14.05	14.10	13.97	14.26	13.81	13.67	
		Stride length (m)	5.87	5.95	6.09	6.05	6.10	6.19	6.28	6.39	6.14	6.09	6.18	6.15	
		Stride duration (s)	0.472	0.451	0.454	0.464	0.457	0.449	0.447	0.453	0.439	0.427	0.447	0.450	
		Stride efficiency (%)	53.81	55.33	58.05	57.19	58.18	59.83	61.68	63.80	58.84	57.90	59.62	59.11	
		Stride count	34.08	33.61	32.81	33.06	32.78	32.32	31.83	31.30	32.59	32.86	32.38	422.74	

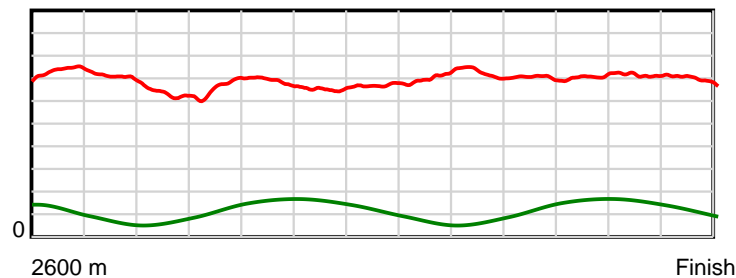
10 m Stride length



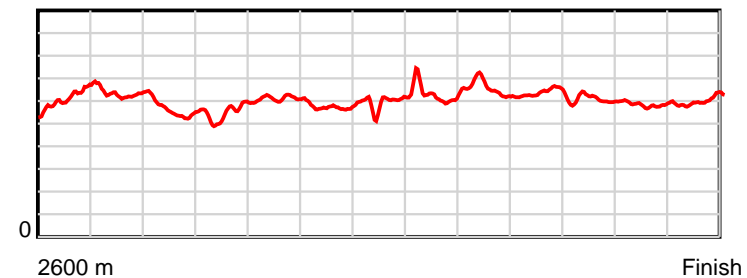
0.6 s Stride duration



20 m/sec Speed



100 % Stride efficiency



Note: Horizontal distance axis grid lines are 200m furlongs.

Disclaimer.

HRNZ and NZMTC and Thoroughbred Ratings Pty Ltd accepts no responsibility for the completeness or accuracy of any of the information contained herein, and makes no representations about its suitability for any particular purpose. Users should make their own judgements about those matters and/or seek independent advice. You assume all risks associated with use of the data provided on this page.



Race Results



December 10, 2023, Race 9, GARRARDS NEW ZEALAND PACING DERBY (MOBILE PACE), Distance 2600m, Addington - Survey 3200m

Result	TAB no.	Horse (Barrier)	2600 to	2400m to
10th	11	Dalton Shard (11)	2400m	2200m
		Position in running (margin)	-	10(7.2)
		Sectional time (s)	13.42	14.24
		Cumulative time (s)	190.32	176.90
		Speed (m/s)	14.90	14.04
		Stride length (m)	6.49	6.20
		Stride duration (s)	0.428	0.442
		Stride efficiency (%)	65.80	60.08
		Stride count	30.82	32.25

Disclaimer.

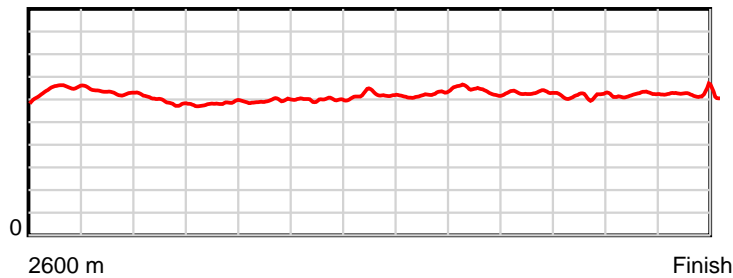
HRNZ and NZMTC and Thoroughbred Ratings Pty Ltd accepts no responsibility for the completeness or accuracy of any of the information contained herein, and makes no representations about its suitability for any particular purpose. Users should make their own judgements about those matters and/or seek independent advice. You assume all risks associated with use of the data provided on this page.

Race Results

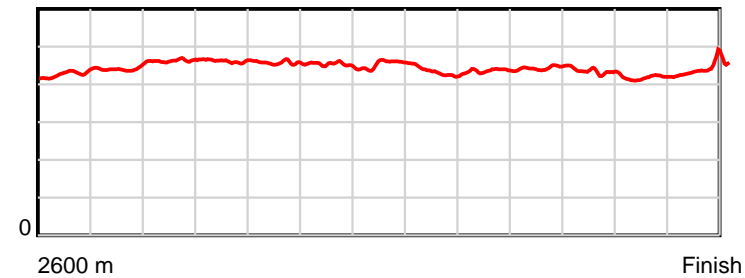
December 10, 2023, Race 9, GARRARDS NEW ZEALAND PACING DERBY (MOBILE PACE), Distance 2600m, Addington - Survey 3200m

Result	TAB no.	Horse (Barrier)	2200m to	2000m to	1800m to	1600m to	1400m to	1200m to	1000m to	800m to	600m to	400m to	200m to	Total or	Margin
10th	11	Dalton Shard (11)	2000m	1800m	1600m	1400m	1200m	1000m	800m	600m	400m	200m	WP	Average	
		Position in running (margin)	9(9.6)	9(10.9)	10(11.0)	10(9.8)	11(10.2)	12(9.0)	11(8.1)	12(7.5)	12(7.0)	11(7.4)	10(10.4)		11.60
		Sectional time (s)	16.10	15.90	15.61	15.28	14.67	14.29	14.25	14.14	14.42	13.73	14.27		
		Cumulative time (s)	162.66	146.56	130.66	115.05	99.77	85.10	70.81	56.56	42.42	28.00	14.27	3:10.32	
		Speed (m/s)	12.42	12.58	12.81	13.09	13.63	14.00	14.04	14.14	13.87	14.57	14.02	13.66	
		Stride length (m)	5.75	5.81	5.85	5.92	6.20	6.05	6.13	6.29	5.97	6.10	6.22	6.07	
		Stride duration (s)	0.463	0.462	0.457	0.453	0.455	0.432	0.437	0.445	0.431	0.419	0.444	0.444	
		Stride efficiency (%)	51.64	52.71	53.56	54.85	60.03	57.24	58.69	61.89	55.77	58.07	60.45	57.56	
		Stride count	34.79	34.44	34.16	33.76	32.27	33.04	32.64	31.78	33.48	32.81	32.16	428.40	

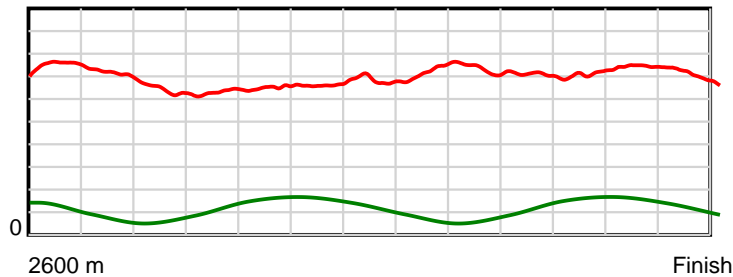
10 m Stride length



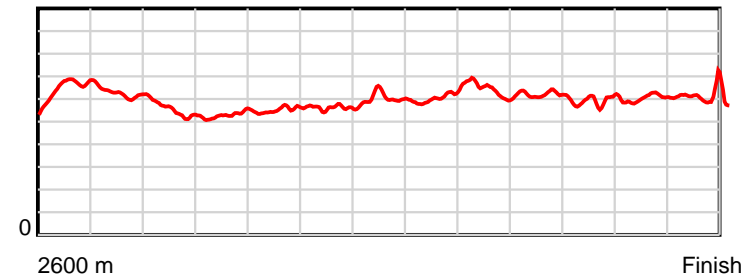
0.6 s Stride duration



20 m/sec Speed



100 % Stride efficiency



Note: Horizontal distance axis grid lines are 200m furlongs.

Disclaimer.

HRNZ and NZMTC and Thoroughbred Ratings Pty Ltd accepts no responsibility for the completeness or accuracy of any of the information contained herein, and makes no representations about its suitability for any particular purpose. Users should make their own judgements about those matters and/or seek independent advice. You assume all risks associated with use of the data provided on this page.



Race Results



December 10, 2023, Race 9, GARRARDS NEW ZEALAND PACING DERBY (MOBILE PACE), Distance 2600m, Addington - Survey 3200m

Result	TAB no.	Horse (Barrier)	2600 to	2400m to
11th	9	Coney Island L... (9)	2400m	2200m
		Position in running (margin)	-	14(10.2)
		Sectional time (s)	13.92	14.94
		Cumulative time (s)	190.36	176.44
		Speed (m/s)	14.37	13.39
		Stride length (m)	6.50	6.24
		Stride duration (s)	0.452	0.466
		Stride efficiency (%)	66.10	60.86
		Stride count	30.75	32.05

Disclaimer.

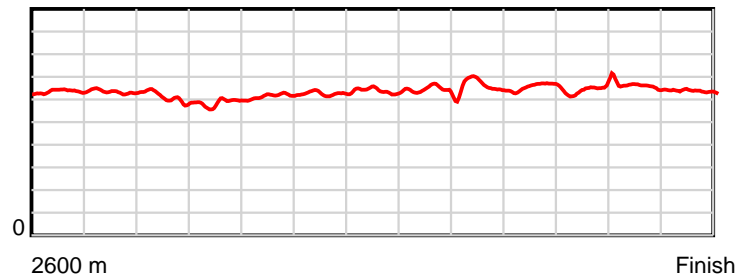
HRNZ and NZMTC and Thoroughbred Ratings Pty Ltd accepts no responsibility for the completeness or accuracy of any of the information contained herein, and makes no representations about its suitability for any particular purpose. Users should make their own judgements about those matters and/or seek independent advice. You assume all risks associated with use of the data provided on this page.

Race Results

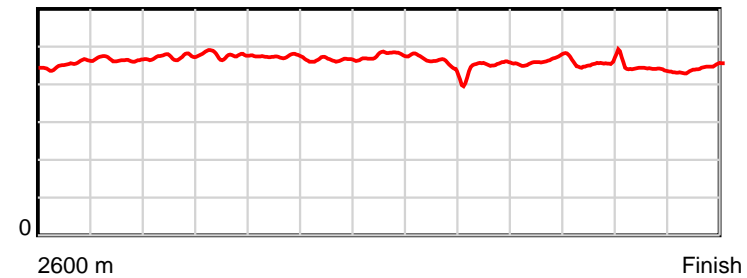
December 10, 2023, Race 9, GARRARDS NEW ZEALAND PACING DERBY (MOBILE PACE), Distance 2600m, Addington - Survey 3200m

Result	TAB no.	Horse (Barrier)	2200m to	2000m to	1800m to	1600m to	1400m to	1200m to	1000m to	800m to	600m to	400m to	200m to	Total or	Margin
11th	9	Coney Island L... (9)	2000m	1800m	1600m	1400m	1200m	1000m	800m	600m	400m	200m	WP	Average	
		Position in running (margin)	14(16.8)	14(16.8)	14(18.1)	14(15.9)	14(12.9)	14(12.8)	14(11.9)	14(9.5)	14(9.0)	14(9.1)	12(12.7)		11.80
		Sectional time (s)	15.88	16.10	15.46	14.72	14.85	14.29	13.94	14.14	14.36	13.83	13.93		
		Cumulative time (s)	161.50	145.62	129.52	114.06	99.34	84.49	70.20	56.26	42.12	27.76	13.93	3:10.36	
		Speed (m/s)	12.59	12.42	12.94	13.59	13.47	14.00	14.35	14.14	13.93	14.46	14.36	13.66	
		Stride length (m)	5.96	5.94	6.12	6.31	6.44	6.31	6.51	6.57	6.32	6.35	6.38	6.30	
		Stride duration (s)	0.473	0.478	0.473	0.464	0.478	0.451	0.454	0.464	0.454	0.439	0.444	0.461	
		Stride efficiency (%)	55.48	55.21	58.59	62.25	64.77	62.32	66.22	67.39	62.46	63.00	63.59	62.01	
		Stride count	33.56	33.65	32.66	31.69	31.07	31.67	30.72	30.45	31.63	31.50	31.35	412.75	

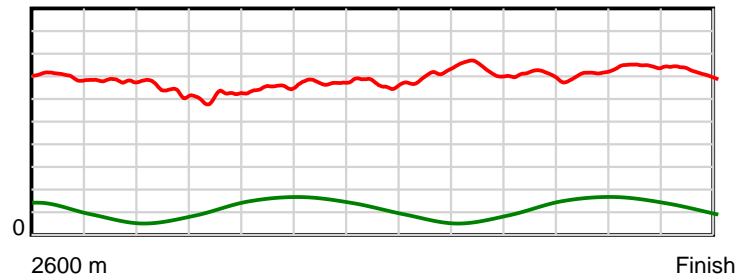
10 m Stride length



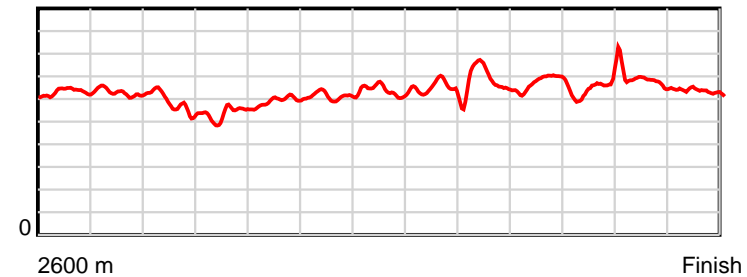
0.6 s Stride duration



20 m/sec Speed



100 % Stride efficiency



Note: Horizontal distance axis grid lines are 200m furlongs.

Disclaimer.

HRNZ and NZMTC and Thoroughbred Ratings Pty Ltd accepts no responsibility for the completeness or accuracy of any of the information contained herein, and makes no representations about its suitability for any particular purpose. Users should make their own judgements about those matters and/or seek independent advice. You assume all risks associated with use of the data provided on this page.



Race Results



December 10, 2023, Race 9, GARRARDS NEW ZEALAND PACING DERBY (MOBILE PACE), Distance 2600m, Addington - Survey 3200m

Result	TAB no.	Horse (Barrier)	2600 to	2400m to
12th	13	Franco Sinatra (13)	2400m	2200m
		Position in running (margin)	-	11(8.2)
		Sectional time (s)	13.33	14.93
		Cumulative time (s)	190.42	177.09
		Speed (m/s)	15.00	13.40
		Stride length (m)	7.02	6.44
		Stride duration (s)	0.467	0.481
		Stride efficiency (%)	77.06	64.73
		Stride count	28.48	31.08

Disclaimer.

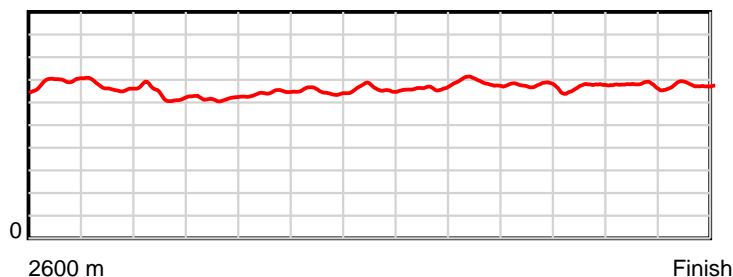
HRNZ and NZMTC and Thoroughbred Ratings Pty Ltd accepts no responsibility for the completeness or accuracy of any of the information contained herein, and makes no representations about its suitability for any particular purpose. Users should make their own judgements about those matters and/or seek independent advice. You assume all risks associated with use of the data provided on this page.

Race Results

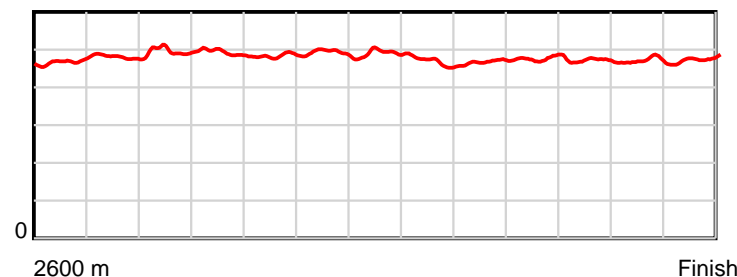
December 10, 2023, Race 9, GARRARDS NEW ZEALAND PACING DERBY (MOBILE PACE), Distance 2600m, Addington - Survey 3200m

Result	TAB no.	Horse (Barrier)	2200m to	2000m to	1800m to	1600m to	1400m to	1200m to	1000m to	800m to	600m to	400m to	200m to	Total or	Margin
12th	13	Franco Sinatra (13)	2000m	1800m	1600m	1400m	1200m	1000m	800m	600m	400m	200m	WP	Average	
		Position in running (margin)	13(14.8)	13(14.6)	12(15.1)	11(11.5)	13(11.4)	13(11.3)	13(10.0)	11(7.1)	11(6.9)	13(7.8)	13(12.8)		12.10
		Sectional time (s)	15.86	15.97	15.21	15.21	14.83	14.24	13.86	14.17	14.50	14.07	14.24		
		Cumulative time (s)	162.16	146.30	130.33	115.12	99.91	85.08	70.84	56.98	42.81	28.31	14.24	3:10.42	
		Speed (m/s)	12.61	12.52	13.15	13.15	13.49	14.04	14.43	14.11	13.79	14.21	14.04	13.65	
		Stride length (m)	6.26	6.17	6.36	6.47	6.62	6.57	6.75	6.73	6.49	6.68	6.69	6.55	
		Stride duration (s)	0.496	0.493	0.484	0.492	0.491	0.468	0.468	0.477	0.470	0.470	0.477	0.480	
		Stride efficiency (%)	61.20	59.53	63.19	65.42	68.47	67.47	71.14	70.80	65.74	69.83	69.96	67.05	
		Stride count	31.96	32.40	31.45	30.91	30.21	30.44	29.64	29.71	30.83	29.92	29.89	396.92	

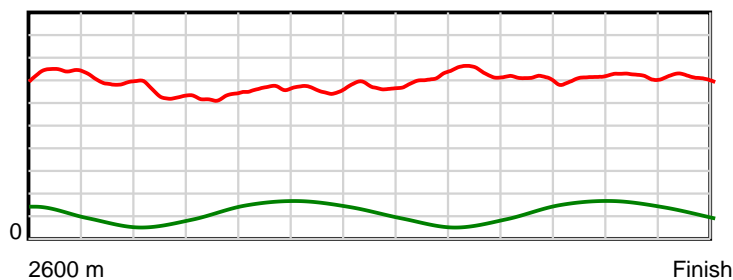
10 m Stride length



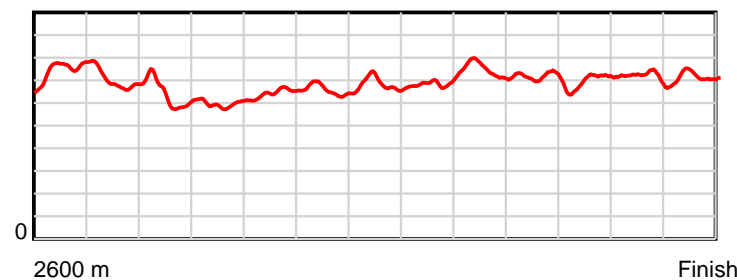
0.6 s Stride duration



20 m/sec Speed



100 % Stride efficiency



Note: Horizontal distance axis grid lines are 200m furlongs.

Disclaimer.

HRNZ and NZMTC and Thoroughbred Ratings Pty Ltd accepts no responsibility for the completeness or accuracy of any of the information contained herein, and makes no representations about its suitability for any particular purpose. Users should make their own judgements about those matters and/or seek independent advice. You assume all risks associated with use of the data provided on this page.



Race Results



December 10, 2023, Race 9, GARRARDS NEW ZEALAND PACING DERBY (MOBILE PACE), Distance 2600m, Addington - Survey 3200m

Result	TAB no.	Horse (Barrier)	2600 to	2400m to
13th	7	Triple G (7)	2400m	2200m
		Position in running (margin)	-	9(6.3)
		Sectional time (s)	13.07	15.03
		Cumulative time (s)	190.83	177.76
		Speed (m/s)	15.30	13.31
		Stride length (m)	6.97	6.41
		Stride duration (s)	0.461	0.482
		Stride efficiency (%)	75.88	64.22
		Stride count	28.70	31.20

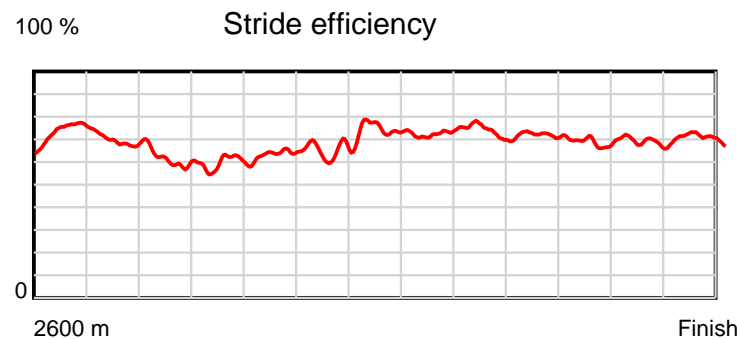
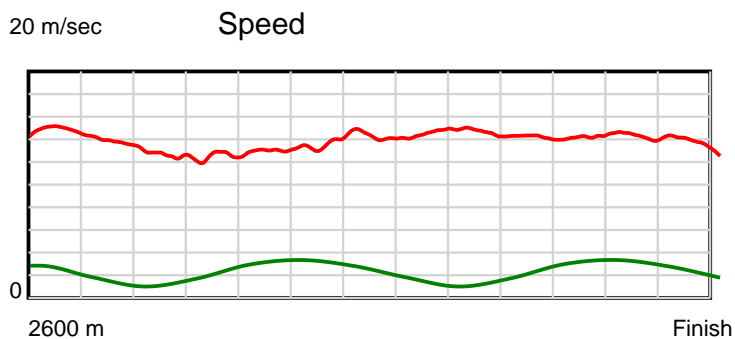
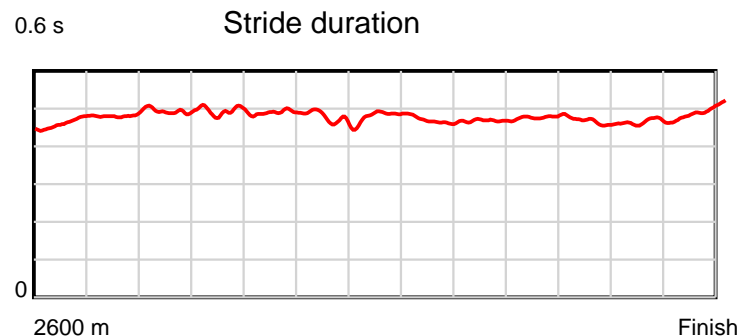
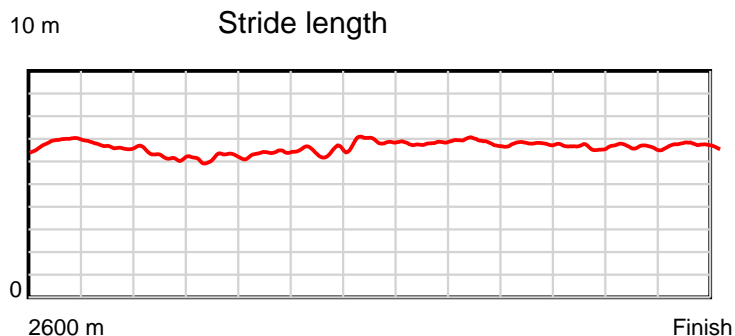
Disclaimer.

HRNZ and NZMTC and Thoroughbred Ratings Pty Ltd accepts no responsibility for the completeness or accuracy of any of the information contained herein, and makes no representations about its suitability for any particular purpose. Users should make their own judgements about those matters and/or seek independent advice. You assume all risks associated with use of the data provided on this page.

Race Results

December 10, 2023, Race 9, GARRARDS NEW ZEALAND PACING DERBY (MOBILE PACE), Distance 2600m, Addington - Survey 3200m

Result	TAB no.	Horse (Barrier)	2200m to	2000m to	1800m to	1600m to	1400m to	1200m to	1000m to	800m to	600m to	400m to	200m to	Total or	Margin
13th	7	Triple G (7)	2000m	1800m	1600m	1400m	1200m	1000m	800m	600m	400m	200m	WP	Average	
		Position in running (margin)	12(13.4)	12(14.5)	13(15.1)	13(14.0)	12(11.2)	7(5.9)	7(4.7)	7(4.3)	5(3.4)	7(4.1)	11(10.6)		14.40
		Sectional time (s)	16.06	15.99	15.64	14.74	13.99	14.25	14.27	14.07	14.46	14.33	14.93		
		Cumulative time (s)	162.73	146.67	130.68	115.04	100.30	86.31	72.06	57.79	43.72	29.26	14.93	3:10.83	
		Speed (m/s)	12.45	12.51	12.79	13.57	14.30	14.04	14.02	14.21	13.83	13.96	13.40	13.62	
		Stride length (m)	6.14	6.19	6.26	6.43	6.94	6.57	6.56	6.80	6.42	6.50	6.67	6.52	
		Stride duration (s)	0.493	0.494	0.489	0.474	0.485	0.468	0.468	0.479	0.464	0.466	0.498	0.478	
		Stride efficiency (%)	59.00	59.79	61.23	64.51	75.17	67.36	67.25	72.34	64.37	65.99	69.55	66.36	
		Stride count	32.55	32.33	31.95	31.13	28.84	30.46	30.49	29.40	31.16	30.78	29.98	398.97	



Note: Horizontal distance axis grid lines are 200m furlongs.

Disclaimer.

HRNZ and NZMTC and Thoroughbred Ratings Pty Ltd accepts no responsibility for the completeness or accuracy of any of the information contained herein, and makes no representations about its suitability for any particular purpose. Users should make their own judgements about those matters and/or seek independent advice. You assume all risks associated with use of the data provided on this page.



Race Results



December 10, 2023, Race 9, GARRARDS NEW ZEALAND PACING DERBY (MOBILE PACE), Distance 2600m, Addington - Survey 3200m

Result	TAB no.	Horse (Barrier)	2600 to	2400m to
14th	1	Almighty Cleve... (1)	2400m	2200m
		Position in running (margin)	-	8(6.2)
		Sectional time (s)	13.06	14.30
		Cumulative time (s)	192.91	179.85
		Speed (m/s)	15.31	13.99
		Stride length (m)	6.36	6.22
		Stride duration (s)	0.420	0.444
		Stride efficiency (%)	63.22	60.38
		Stride count	31.44	32.17

Disclaimer.

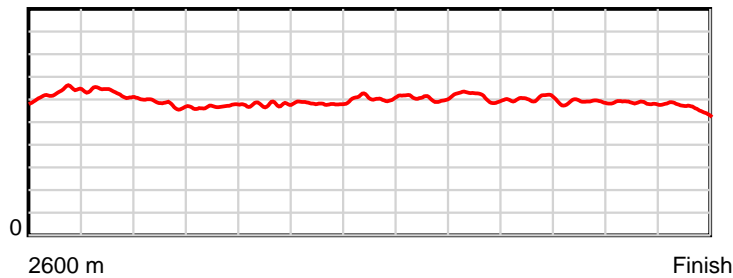
HRNZ and NZMTC and Thoroughbred Ratings Pty Ltd accepts no responsibility for the completeness or accuracy of any of the information contained herein, and makes no representations about its suitability for any particular purpose. Users should make their own judgements about those matters and/or seek independent advice. You assume all risks associated with use of the data provided on this page.

Race Results

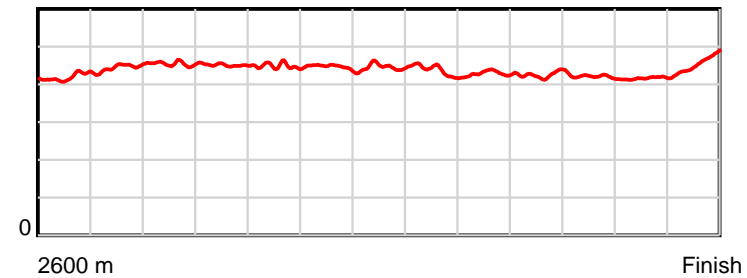
December 10, 2023, Race 9, GARRARDS NEW ZEALAND PACING DERBY (MOBILE PACE), Distance 2600m, Addington - Survey 3200m

Result	TAB no.	Horse (Barrier)	2200m to	2000m to	1800m to	1600m to	1400m to	1200m to	1000m to	800m to	600m to	400m to	200m to	Total or	Margin
14th	1	Almighty Cleve... (1)	2000m	1800m	1600m	1400m	1200m	1000m	800m	600m	400m	200m	WP	Average	
		Position in running (margin)	8(8.9)	8(10.0)	9(10.1)	9(8.7)	9(8.8)	10(8.0)	12(8.3)	13(7.8)	13(7.2)	12(7.8)	14(13.1)		25.90
		Sectional time (s)	16.06	15.90	15.59	15.23	14.72	14.50	14.27	14.12	14.44	14.13	16.59		
		Cumulative time (s)	165.55	149.49	133.59	118.00	102.77	88.05	73.55	59.28	45.16	30.72	16.59	3:12.91	
		Speed (m/s)	12.45	12.58	12.83	13.13	13.59	13.79	14.02	14.16	13.85	14.15	12.06	13.48	
		Stride length (m)	5.66	5.67	5.75	5.86	6.06	6.02	6.01	6.03	5.82	5.89	5.53	5.91	
		Stride duration (s)	0.455	0.451	0.448	0.446	0.446	0.437	0.429	0.426	0.420	0.416	0.459	0.438	
		Stride efficiency (%)	50.13	50.22	51.67	53.68	57.31	56.65	56.51	56.90	52.87	54.25	47.77	54.50	
		Stride count	35.31	35.28	34.78	34.12	33.03	33.22	33.26	33.14	34.38	33.94	36.17	440.24	

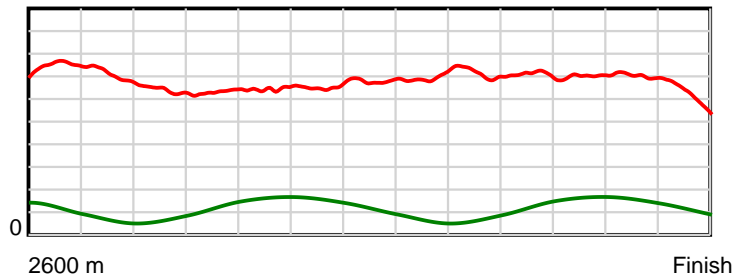
10 m Stride length



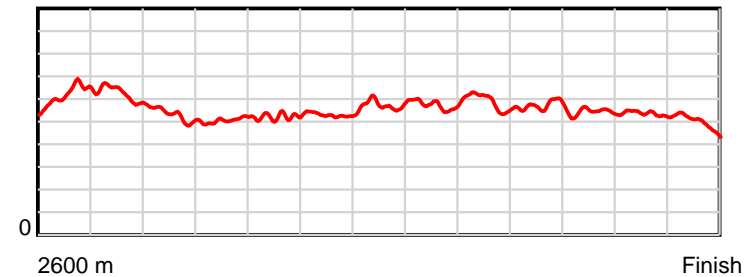
0.6 s Stride duration



20 m/sec Speed



100 % Stride efficiency



Note: Horizontal distance axis grid lines are 200m furlongs.

Disclaimer.

HRNZ and NZMTC and Thoroughbred Ratings Pty Ltd accepts no responsibility for the completeness or accuracy of any of the information contained herein, and makes no representations about its suitability for any particular purpose. Users should make their own judgements about those matters and/or seek independent advice. You assume all risks associated with use of the data provided on this page.