



Race Results

NZ Metropolitan Trotting Club Inc, HRNZ, December 10, 2023

Compilation date: December 15, 2023, 7:12:59 PM (NZDT)

Copyright © 2023 HRNZ and NZMTC. All rights reserved.

Trademarks.

StrideMASTER is a registered trademark of Thoroughbred Ratings Pty Ltd.

Disclaimer.

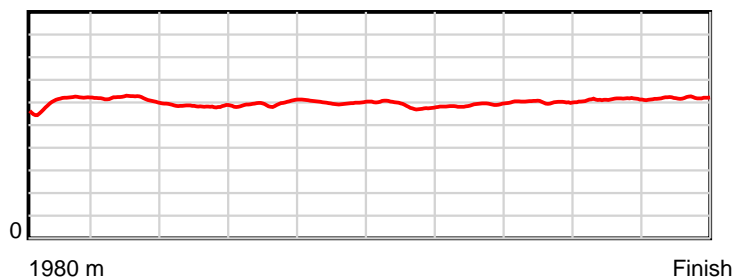
HRNZ and NZMTC and Thoroughbred Ratings Pty Ltd accepts no responsibility for the completeness or accuracy of any of the information contained herein, and makes no representations about its suitability for any particular purpose. Users should make their own judgements about those matters and/or seek independent advice. You assume all risks associated with use of the data provided on this page.

Race Results

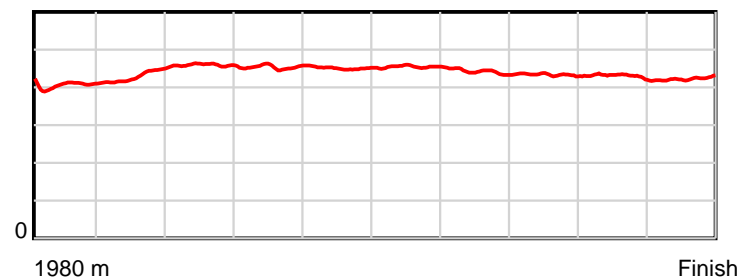
December 10, 2023, Race 1, EQUINE PRODUCTS NEW ZEALAND MOBILE PACE, Distance 1980m, Addington - Survey 1980m

| Result | TAB no. | Horse (Barrier) | 1980 to | 1800m to | 1600m to | 1400m to | 1200m to | 1000m to | 800m to | 600m to | 400m to | 200m to | Total or | Margin |
|--------|---------|------------------------------|--------------|--------------|--------------|--------------|--------------|-------------|-------------|-------------|-------------|-----------|----------------|--------|
| 1st | 5 | Ferneti (5) | 1800m | 1600m | 1400m | 1200m | 1000m | 800m | 600m | 400m | 200m | WP | Average | |
| | | Position in running (margin) | - | 1(0.0) | 1(0.0) | 1(0.0) | 1(0.0) | 1(0.0) | 1(0.0) | 1(0.0) | 1(0.0) | 1(0.0) | | 0.00 |
| | | Sectional time (s) | 12.09 | 14.25 | 15.73 | 15.29 | 14.94 | 15.69 | 15.14 | 14.59 | 14.04 | 13.55 | | |
| | | Cumulative time (s) | 145.31 | 133.22 | 118.97 | 103.24 | 87.95 | 73.01 | 57.32 | 42.18 | 27.59 | 13.55 | 2:25.31 | |
| | | Speed (m/s) | 14.89 | 14.04 | 12.71 | 13.08 | 13.39 | 12.75 | 13.21 | 13.71 | 14.25 | 14.76 | 13.63 | |
| | | Stride length (m) | 6.04 | 6.03 | 5.83 | 5.93 | 6.04 | 5.79 | 5.84 | 5.93 | 6.11 | 6.24 | 5.98 | |
| | | Stride duration (s) | 0.405 | 0.430 | 0.459 | 0.454 | 0.451 | 0.454 | 0.442 | 0.433 | 0.429 | 0.423 | 0.439 | |
| | | Stride efficiency (%) | 57.03 | 56.86 | 53.15 | 55.03 | 56.94 | 52.45 | 53.29 | 55.04 | 58.40 | 60.87 | 55.81 | |
| | | Stride count | 29.79 | 33.16 | 34.29 | 33.70 | 33.13 | 34.52 | 34.25 | 33.70 | 32.72 | 32.04 | 331.30 | |

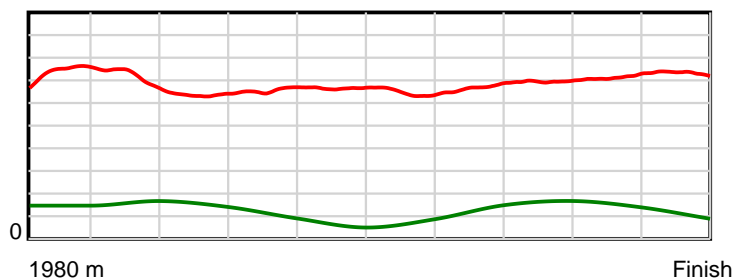
10 m Stride length



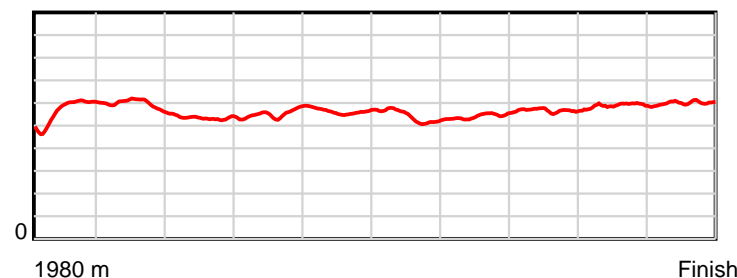
0.6 s Stride duration



20 m/sec Speed



100 % Stride efficiency



Note: Horizontal distance axis grid lines are 200m furlongs.

Disclaimer.

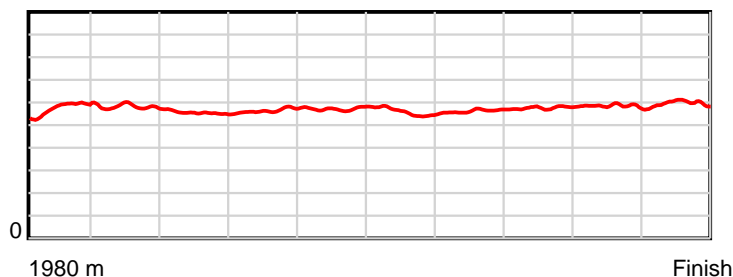
HRNZ and NZMTC and Thoroughbred Ratings Pty Ltd accepts no responsibility for the completeness or accuracy of any of the information contained herein, and makes no representations about its suitability for any particular purpose. Users should make their own judgements about those matters and/or seek independent advice. You assume all risks associated with use of the data provided on this page.

Race Results

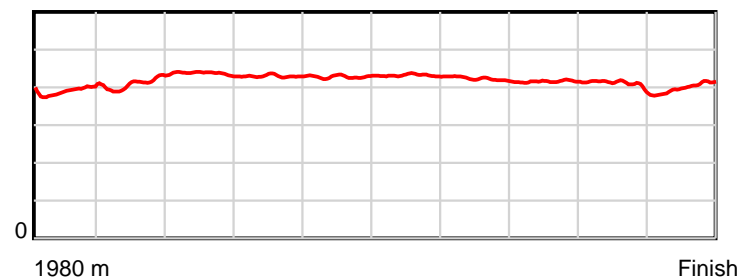
December 10, 2023, Race 1, EQUINE PRODUCTS NEW ZEALAND MOBILE PACE, Distance 1980m, Addington - Survey 1980m

| Result | TAB no. | Horse (Barrier) | 1980 to | 1800m to | 1600m to | 1400m to | 1200m to | 1000m to | 800m to | 600m to | 400m to | 200m to | Total or | Margin |
|--------|---------|------------------------------|--------------|--------------|--------------|--------------|--------------|-------------|-------------|-------------|-------------|-----------|----------------|--------|
| 2nd | 6 | Major Torque (6) | 1800m | 1600m | 1400m | 1200m | 1000m | 800m | 600m | 400m | 200m | WP | Average | |
| | | Position in running (margin) | - | 2(0.6) | 2(1.2) | 2(1.5) | 2(1.4) | 2(2.1) | 2(2.3) | 2(1.9) | 2(1.5) | 2(1.2) | | 0.20 |
| | | Sectional time (s) | 11.86 | 14.35 | 15.77 | 15.29 | 15.05 | 15.72 | 15.07 | 14.53 | 13.99 | 13.71 | | |
| | | Cumulative time (s) | 145.34 | 133.48 | 119.13 | 103.36 | 88.07 | 73.02 | 57.30 | 42.23 | 27.70 | 13.71 | 2:25.34 | |
| | | Speed (m/s) | 15.18 | 13.94 | 12.68 | 13.08 | 13.29 | 12.72 | 13.27 | 13.76 | 14.30 | 14.59 | 13.62 | |
| | | Stride length (m) | 5.75 | 5.72 | 5.55 | 5.62 | 5.69 | 5.49 | 5.61 | 5.72 | 5.84 | 5.85 | 5.68 | |
| | | Stride duration (s) | 0.389 | 0.410 | 0.438 | 0.430 | 0.428 | 0.432 | 0.422 | 0.416 | 0.409 | 0.401 | 0.417 | |
| | | Stride efficiency (%) | 51.65 | 51.07 | 48.10 | 49.38 | 50.58 | 47.12 | 49.13 | 51.10 | 53.32 | 53.53 | 50.43 | |
| | | Stride count | 31.31 | 34.98 | 36.05 | 35.58 | 35.15 | 36.42 | 35.67 | 34.98 | 34.24 | 34.17 | 348.55 | |

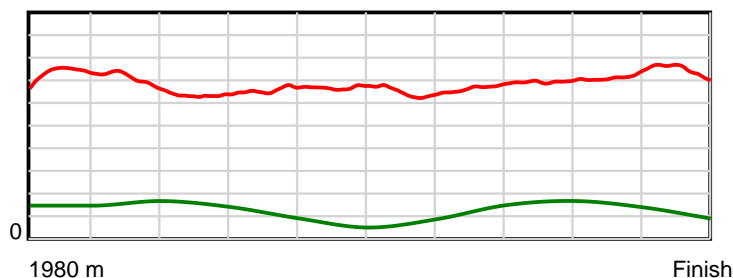
10 m Stride length



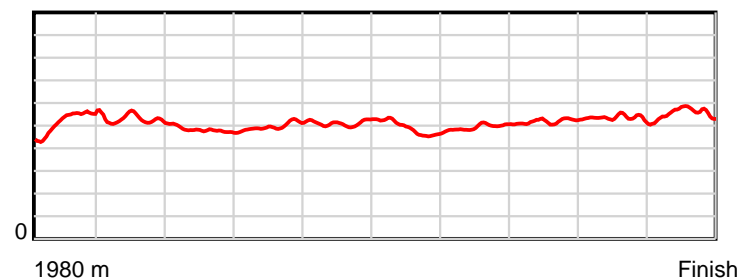
0.6 s Stride duration



20 m/sec Speed



100 % Stride efficiency



Note: Horizontal distance axis grid lines are 200m furlongs.

Disclaimer.

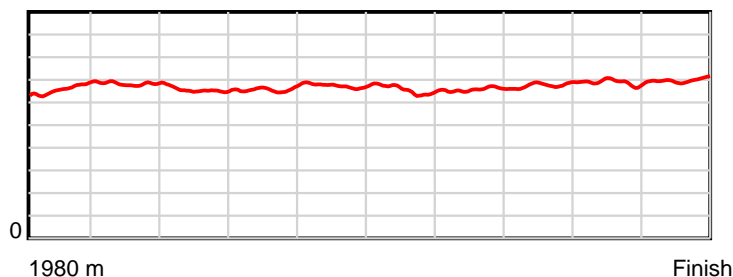
HRNZ and NZMTC and Thoroughbred Ratings Pty Ltd accepts no responsibility for the completeness or accuracy of any of the information contained herein, and makes no representations about its suitability for any particular purpose. Users should make their own judgements about those matters and/or seek independent advice. You assume all risks associated with use of the data provided on this page.

Race Results

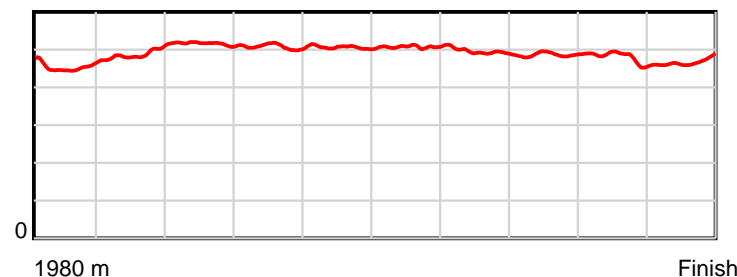
December 10, 2023, Race 1, EQUINE PRODUCTS NEW ZEALAND MOBILE PACE, Distance 1980m, Addington - Survey 1980m

| Result | TAB no. | Horse (Barrier) | 1980 to | 1800m to | 1600m to | 1400m to | 1200m to | 1000m to | 800m to | 600m to | 400m to | 200m to | Total or | Margin |
|--------|---------|------------------------------|--------------|--------------|--------------|--------------|--------------|-------------|-------------|-------------|-------------|-----------|----------------|--------|
| 3rd | 10 | Lone Wolf (10) | 1800m | 1600m | 1400m | 1200m | 1000m | 800m | 600m | 400m | 200m | WP | Average | |
| | | Position in running (margin) | - | 5(4.1) | 5(5.0) | 6(5.5) | 6(6.3) | 6(6.2) | 6(5.6) | 8(5.5) | 5(5.0) | 5(4.5) | | 3.20 |
| | | Sectional time (s) | 12.72 | 14.40 | 15.83 | 15.41 | 14.91 | 15.59 | 15.12 | 14.51 | 13.95 | 13.44 | | |
| | | Cumulative time (s) | 145.88 | 133.16 | 118.76 | 102.93 | 87.52 | 72.61 | 57.02 | 41.90 | 27.39 | 13.44 | 2:25.88 | |
| | | Speed (m/s) | 14.16 | 13.89 | 12.63 | 12.98 | 13.41 | 12.83 | 13.23 | 13.78 | 14.34 | 14.88 | 13.57 | |
| | | Stride length (m) | 6.58 | 6.79 | 6.51 | 6.59 | 6.79 | 6.51 | 6.55 | 6.70 | 6.87 | 6.98 | 6.68 | |
| | | Stride duration (s) | 0.452 | 0.489 | 0.516 | 0.508 | 0.506 | 0.507 | 0.495 | 0.486 | 0.479 | 0.469 | 0.492 | |
| | | Stride efficiency (%) | 67.59 | 71.95 | 66.32 | 67.79 | 71.94 | 66.21 | 66.97 | 70.16 | 73.72 | 76.20 | 69.78 | |
| | | Stride count | 27.37 | 29.48 | 30.70 | 30.37 | 29.48 | 30.73 | 30.55 | 29.85 | 29.12 | 28.64 | 296.29 | |

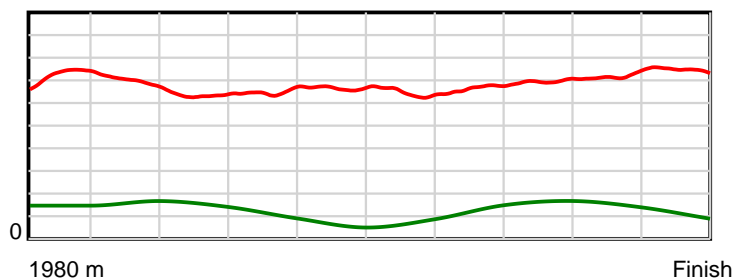
10 m Stride length



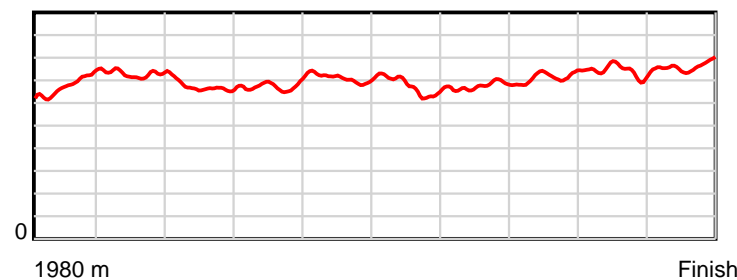
0.6 s Stride duration



20 m/sec Speed



100 % Stride efficiency



Note: Horizontal distance axis grid lines are 200m furlongs.

Disclaimer.

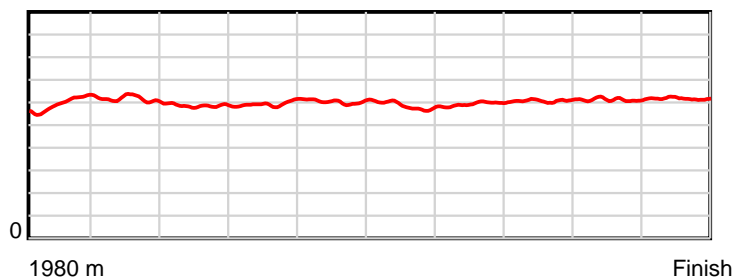
HRNZ and NZMTC and Thoroughbred Ratings Pty Ltd accepts no responsibility for the completeness or accuracy of any of the information contained herein, and makes no representations about its suitability for any particular purpose. Users should make their own judgements about those matters and/or seek independent advice. You assume all risks associated with use of the data provided on this page.

Race Results

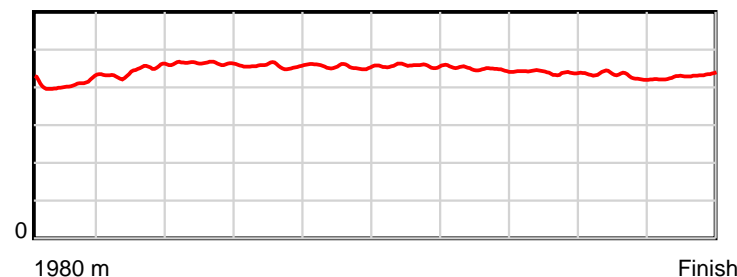
December 10, 2023, Race 1, EQUINE PRODUCTS NEW ZEALAND MOBILE PACE, Distance 1980m, Addington - Survey 1980m

| Result | TAB no. | Horse (Barrier) | 1980 to | 1800m to | 1600m to | 1400m to | 1200m to | 1000m to | 800m to | 600m to | 400m to | 200m to | Total or | Margin |
|--------|---------|------------------------------|--------------|--------------|--------------|--------------|--------------|-------------|-------------|-------------|-------------|-----------|----------------|--------|
| 4th | 1 | Tempo Warrior (1) | 1800m | 1600m | 1400m | 1200m | 1000m | 800m | 600m | 400m | 200m | WP | Average | |
| | | Position in running (margin) | - | 3(1.3) | 3(3.1) | 4(3.2) | 4(3.6) | 4(4.3) | 4(4.0) | 4(3.6) | 3(3.2) | 3(3.2) | | 4.20 |
| | | Sectional time (s) | 12.18 | 14.55 | 15.76 | 15.35 | 15.06 | 15.63 | 15.07 | 14.53 | 14.04 | 13.90 | | |
| | | Cumulative time (s) | 146.07 | 133.89 | 119.34 | 103.58 | 88.23 | 73.17 | 57.54 | 42.47 | 27.94 | 13.90 | 2:26.07 | |
| | | Speed (m/s) | 14.78 | 13.75 | 12.69 | 13.03 | 13.28 | 12.80 | 13.27 | 13.76 | 14.25 | 14.39 | 13.56 | |
| | | Stride length (m) | 6.00 | 6.10 | 5.89 | 5.95 | 6.05 | 5.85 | 5.95 | 6.05 | 6.14 | 6.20 | 6.02 | |
| | | Stride duration (s) | 0.408 | 0.443 | 0.464 | 0.457 | 0.455 | 0.458 | 0.449 | 0.440 | 0.431 | 0.431 | 0.444 | |
| | | Stride efficiency (%) | 56.28 | 58.08 | 54.20 | 55.31 | 57.11 | 53.56 | 55.37 | 57.28 | 58.87 | 59.97 | 56.56 | |
| | | Stride count | 29.99 | 32.80 | 33.96 | 33.62 | 33.08 | 34.16 | 33.60 | 33.03 | 32.59 | 32.28 | 329.11 | |

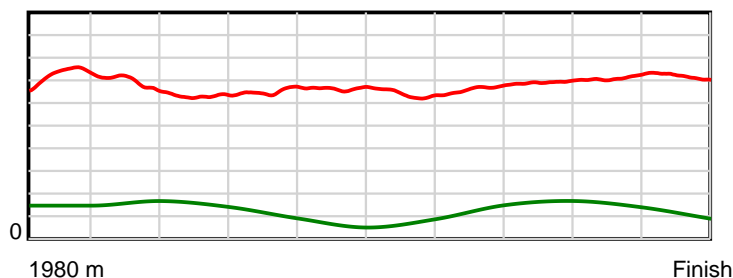
10 m Stride length



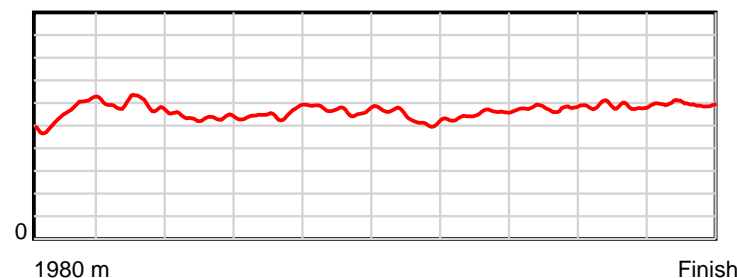
0.6 s Stride duration



20 m/sec Speed



100 % Stride efficiency



Note: Horizontal distance axis grid lines are 200m furlongs.

Disclaimer.

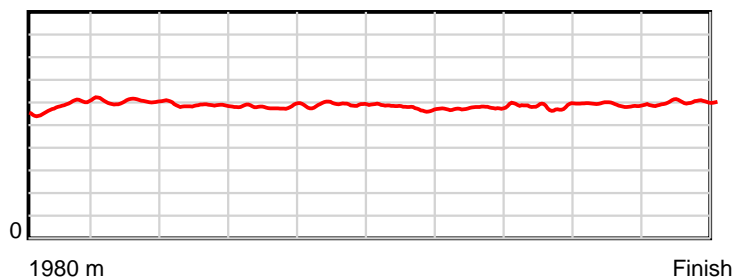
HRNZ and NZMTC and Thoroughbred Ratings Pty Ltd accepts no responsibility for the completeness or accuracy of any of the information contained herein, and makes no representations about its suitability for any particular purpose. Users should make their own judgements about those matters and/or seek independent advice. You assume all risks associated with use of the data provided on this page.

Race Results

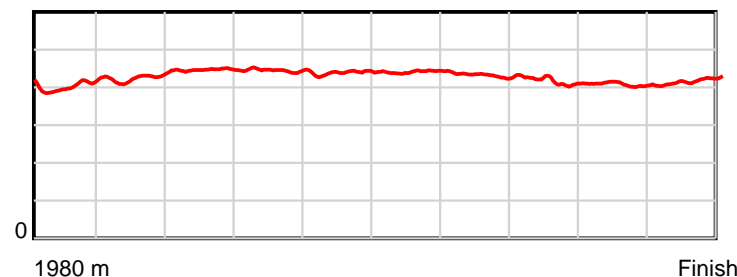
December 10, 2023, Race 1, EQUINE PRODUCTS NEW ZEALAND MOBILE PACE, Distance 1980m, Addington - Survey 1980m

| Result | TAB no. | Horse (Barrier) | 1980 to | 1800m to | 1600m to | 1400m to | 1200m to | 1000m to | 800m to | 600m to | 400m to | 200m to | Total or | Margin |
|--------|---------|------------------------------|--------------|--------------|--------------|--------------|--------------|-------------|-------------|-------------|-------------|-----------|----------------|--------|
| 5th | 2 | Commander Ben (2) | 1800m | 1600m | 1400m | 1200m | 1000m | 800m | 600m | 400m | 200m | WP | Average | |
| | | Position in running (margin) | - | 4(2.4) | 4(3.4) | 3(1.7) | 3(2.5) | 3(3.4) | 3(3.4) | 3(2.9) | 4(3.2) | 4(3.4) | | 4.60 |
| | | Sectional time (s) | 12.32 | 14.42 | 15.45 | 15.42 | 15.09 | 15.68 | 15.06 | 14.65 | 14.06 | 13.99 | | |
| | | Cumulative time (s) | 146.14 | 133.82 | 119.40 | 103.95 | 88.53 | 73.44 | 57.76 | 42.70 | 28.05 | 13.99 | 2:26.14 | |
| | | Speed (m/s) | 14.62 | 13.87 | 12.94 | 12.97 | 13.25 | 12.76 | 13.28 | 13.65 | 14.22 | 14.30 | 13.55 | |
| | | Stride length (m) | 5.79 | 5.89 | 5.77 | 5.77 | 5.81 | 5.63 | 5.74 | 5.67 | 5.80 | 5.97 | 5.78 | |
| | | Stride duration (s) | 0.401 | 0.425 | 0.446 | 0.445 | 0.438 | 0.441 | 0.432 | 0.416 | 0.407 | 0.418 | 0.427 | |
| | | Stride efficiency (%) | 52.39 | 54.26 | 52.10 | 52.11 | 52.77 | 49.45 | 51.53 | 50.32 | 52.51 | 55.77 | 52.28 | |
| | | Stride count | 31.09 | 33.94 | 34.64 | 34.63 | 34.42 | 35.55 | 34.83 | 35.25 | 34.50 | 33.48 | 342.33 | |

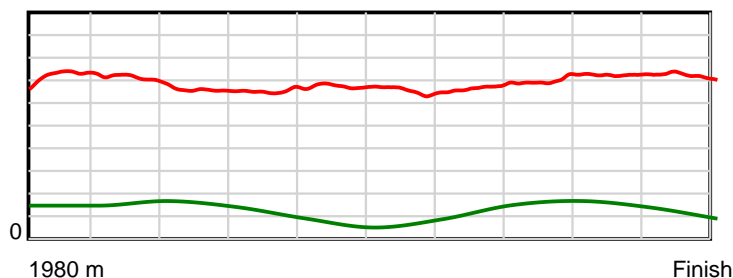
10 m Stride length



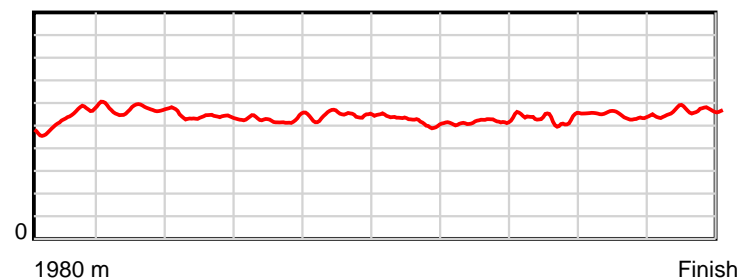
0.6 s Stride duration



20 m/sec Speed



100 % Stride efficiency



Note: Horizontal distance axis grid lines are 200m furlongs.

Disclaimer.

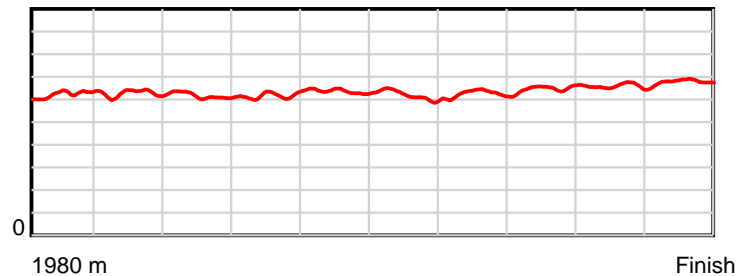
HRNZ and NZMTC and Thoroughbred Ratings Pty Ltd accepts no responsibility for the completeness or accuracy of any of the information contained herein, and makes no representations about its suitability for any particular purpose. Users should make their own judgements about those matters and/or seek independent advice. You assume all risks associated with use of the data provided on this page.

Race Results

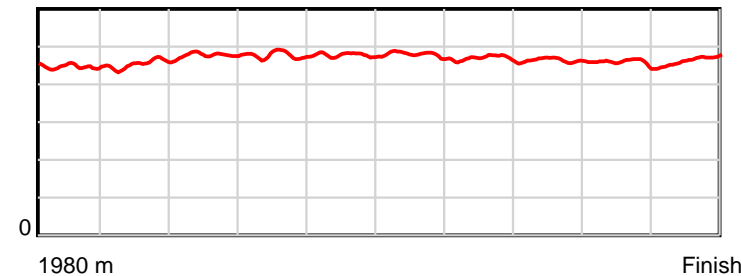
December 10, 2023, Race 1, EQUINE PRODUCTS NEW ZEALAND MOBILE PACE, Distance 1980m, Addington - Survey 1980m

| Result | TAB no. | Horse (Barrier) | 1980 to | 1800m to | 1600m to | 1400m to | 1200m to | 1000m to | 800m to | 600m to | 400m to | 200m to | Total or | Margin |
|--------|---------|------------------------------|---------|----------|----------|----------|----------|----------|---------|---------|---------|---------|----------|--------|
| 6th | 12 | Jordy (12) | 1800m | 1600m | 1400m | 1200m | 1000m | 800m | 600m | 400m | 200m | WP | Average | |
| | | Position in running (margin) | - | 9(7.1) | 9(9.9) | 8(7.1) | 9(8.2) | 9(9.0) | 8(8.7) | 10(7.7) | 10(7.8) | 9(7.4) | | 6.80 |
| | | Sectional time (s) | 13.08 | 14.70 | 15.27 | 15.48 | 15.06 | 15.64 | 14.97 | 14.61 | 13.98 | 13.75 | | |
| | | Cumulative time (s) | 146.54 | 133.46 | 118.76 | 103.49 | 88.01 | 72.95 | 57.31 | 42.34 | 27.73 | 13.75 | 2:26.54 | |
| | | Speed (m/s) | 13.77 | 13.61 | 13.10 | 12.92 | 13.28 | 12.79 | 13.36 | 13.69 | 14.31 | 14.55 | 13.51 | |
| | | Stride length (m) | 6.26 | 6.17 | 6.26 | 6.16 | 6.35 | 6.13 | 6.25 | 6.35 | 6.55 | 6.77 | 6.32 | |
| | | Stride duration (s) | 0.445 | 0.454 | 0.478 | 0.477 | 0.478 | 0.479 | 0.468 | 0.464 | 0.457 | 0.466 | 0.468 | |
| | | Stride efficiency (%) | 61.32 | 59.49 | 61.26 | 59.31 | 62.96 | 58.76 | 61.07 | 63.01 | 66.95 | 71.66 | 62.43 | |
| | | Stride count | 28.73 | 32.42 | 31.94 | 32.46 | 31.51 | 32.62 | 31.99 | 31.50 | 30.56 | 29.53 | 313.26 | |

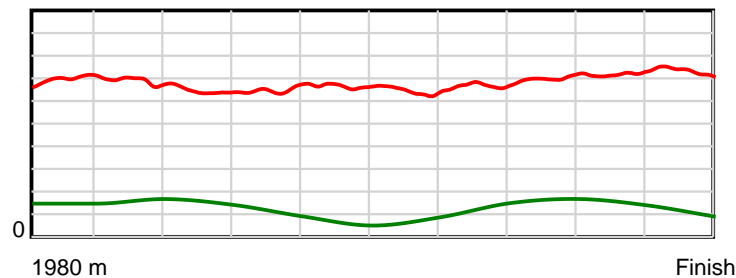
10 m Stride length



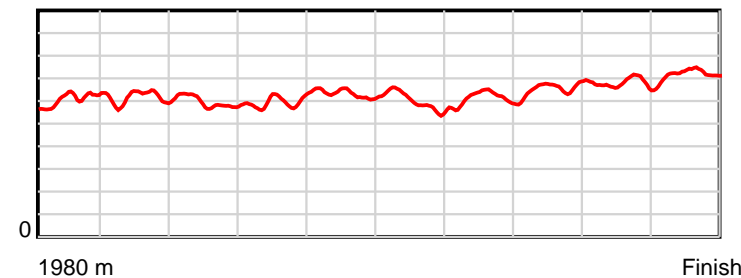
0.6 s Stride duration



20 m/sec Speed



100 % Stride efficiency



Note: Horizontal distance axis grid lines are 200m furlongs.

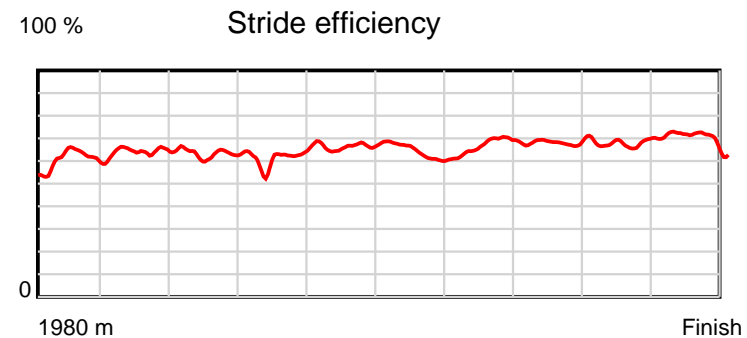
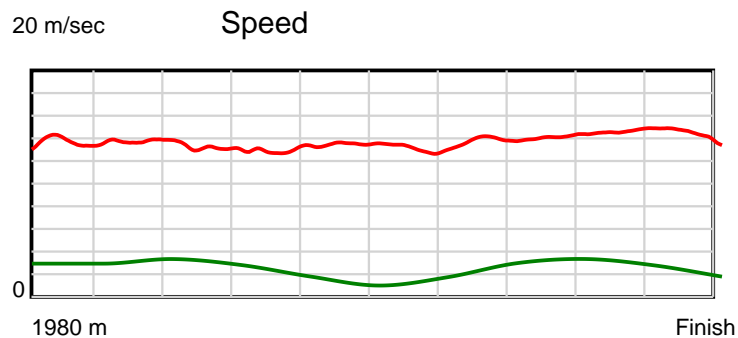
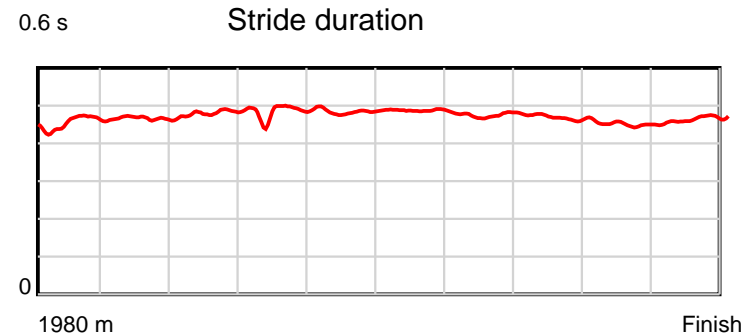
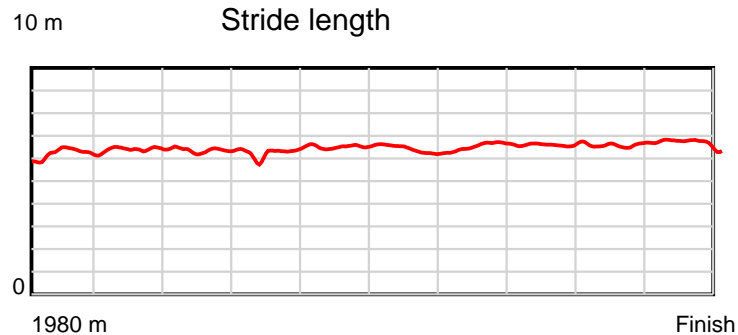
Disclaimer.

HRNZ and NZMTC and Thoroughbred Ratings Pty Ltd accepts no responsibility for the completeness or accuracy of any of the information contained herein, and makes no representations about its suitability for any particular purpose. Users should make their own judgements about those matters and/or seek independent advice. You assume all risks associated with use of the data provided on this page.

Race Results

December 10, 2023, Race 1, EQUINE PRODUCTS NEW ZEALAND MOBILE PACE, Distance 1980m, Addington - Survey 1980m

| Result | TAB no. | Horse (Barrier) | 1980 to | 1800m to | 1600m to | 1400m to | 1200m to | 1000m to | 800m to | 600m to | 400m to | 200m to | Total or | Margin |
|--------|---------|------------------------------|---------|----------|----------|----------|----------|----------|---------|---------|---------|---------|----------|--------|
| 7th | 3 | Dance With The... (3) | 1800m | 1600m | 1400m | 1200m | 1000m | 800m | 600m | 400m | 200m | WP | Average | |
| | | Position in running (margin) | - | 8(6.2) | 8(9.8) | 9(7.1) | 8(8.0) | 8(8.9) | 9(8.7) | 7(5.4) | 8(6.4) | 8(7.4) | | 9.00 |
| | | Sectional time (s) | 13.00 | 14.86 | 15.28 | 15.43 | 15.10 | 15.65 | 14.58 | 14.76 | 14.20 | 14.07 | | |
| | | Cumulative time (s) | 146.93 | 133.93 | 119.07 | 103.79 | 88.36 | 73.26 | 57.61 | 43.03 | 28.27 | 14.07 | 2:26.93 | |
| | | Speed (m/s) | 13.85 | 13.46 | 13.09 | 12.96 | 13.25 | 12.78 | 13.72 | 13.55 | 14.08 | 14.21 | 13.48 | |
| | | Stride length (m) | 6.26 | 6.27 | 6.29 | 6.27 | 6.42 | 6.22 | 6.52 | 6.35 | 6.34 | 6.65 | 6.36 | |
| | | Stride duration (s) | 0.455 | 0.466 | 0.481 | 0.484 | 0.485 | 0.487 | 0.475 | 0.468 | 0.450 | 0.468 | 0.472 | |
| | | Stride efficiency (%) | 61.22 | 61.43 | 61.87 | 61.43 | 64.40 | 60.53 | 66.48 | 62.91 | 62.78 | 69.15 | 63.17 | |
| | | Stride count | 28.76 | 31.90 | 31.78 | 31.90 | 31.15 | 32.13 | 30.66 | 31.52 | 31.55 | 30.07 | 311.42 | |



Note: Horizontal distance axis grid lines are 200m furlongs.

Disclaimer.

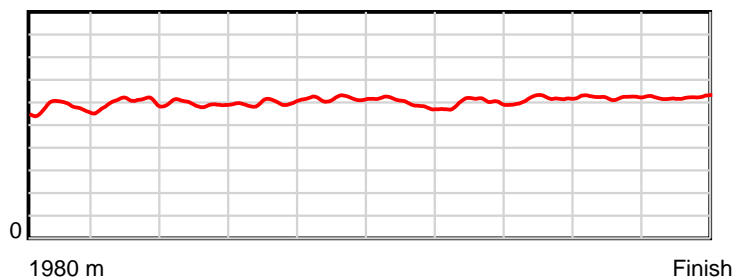
HRNZ and NZMTC and Thoroughbred Ratings Pty Ltd accepts no responsibility for the completeness or accuracy of any of the information contained herein, and makes no representations about its suitability for any particular purpose. Users should make their own judgements about those matters and/or seek independent advice. You assume all risks associated with use of the data provided on this page.

Race Results

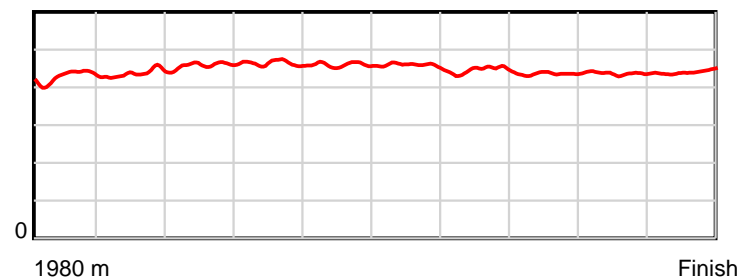
December 10, 2023, Race 1, EQUINE PRODUCTS NEW ZEALAND MOBILE PACE, Distance 1980m, Addington - Survey 1980m

| Result | TAB no. | Horse (Barrier) | 1980 to | 1800m to | 1600m to | 1400m to | 1200m to | 1000m to | 800m to | 600m to | 400m to | 200m to | Total or | Margin |
|--------|---------|------------------------------|--------------|--------------|--------------|--------------|--------------|-------------|-------------|-------------|-------------|-----------|----------------|--------|
| 8th | 4 | Franco Messi (4) | 1800m | 1600m | 1400m | 1200m | 1000m | 800m | 600m | 400m | 200m | WP | Average | |
| | | Position in running (margin) | - | 11(7.7) | 10(11.0) | 11(9.8) | 11(10.8) | 10(10.6) | 10(9.9) | 11(8.7) | 9(7.4) | 10(7.6) | | 9.20 |
| | | Sectional time (s) | 13.24 | 14.78 | 15.54 | 15.46 | 14.91 | 15.56 | 14.93 | 14.38 | 14.07 | 14.10 | | |
| | | Cumulative time (s) | 146.97 | 133.73 | 118.95 | 103.41 | 87.95 | 73.04 | 57.48 | 42.55 | 28.17 | 14.10 | 2:26.97 | |
| | | Speed (m/s) | 13.60 | 13.53 | 12.87 | 12.94 | 13.41 | 12.85 | 13.40 | 13.91 | 14.21 | 14.18 | 13.47 | |
| | | Stride length (m) | 5.78 | 5.92 | 5.91 | 6.01 | 6.17 | 5.90 | 5.97 | 6.06 | 6.21 | 6.26 | 6.02 | |
| | | Stride duration (s) | 0.429 | 0.437 | 0.459 | 0.464 | 0.460 | 0.459 | 0.446 | 0.436 | 0.437 | 0.441 | 0.447 | |
| | | Stride efficiency (%) | 52.21 | 54.72 | 54.53 | 56.36 | 59.46 | 54.32 | 55.74 | 57.39 | 60.34 | 61.19 | 56.57 | |
| | | Stride count | 31.14 | 33.80 | 33.86 | 33.30 | 32.42 | 33.92 | 33.49 | 33.00 | 32.19 | 31.96 | 329.08 | |

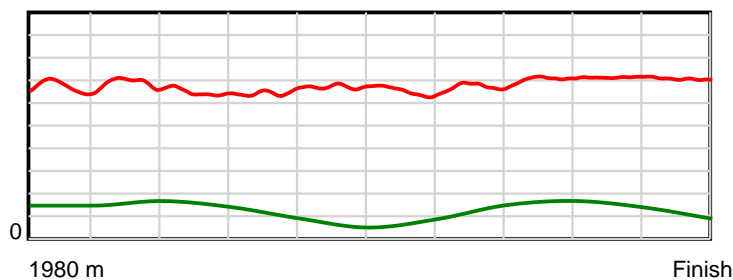
10 m Stride length



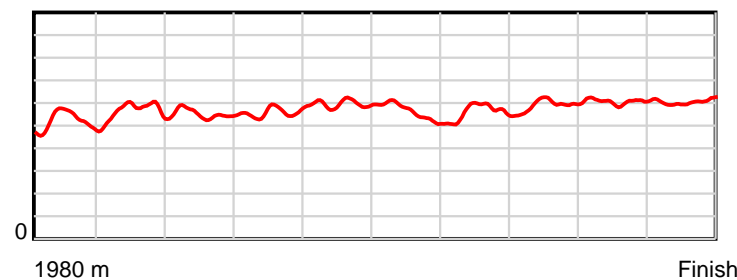
0.6 s Stride duration



20 m/sec Speed



100 % Stride efficiency



Note: Horizontal distance axis grid lines are 200m furlongs.

Disclaimer.

HRNZ and NZMTC and Thoroughbred Ratings Pty Ltd accepts no responsibility for the completeness or accuracy of any of the information contained herein, and makes no representations about its suitability for any particular purpose. Users should make their own judgements about those matters and/or seek independent advice. You assume all risks associated with use of the data provided on this page.




Race Results



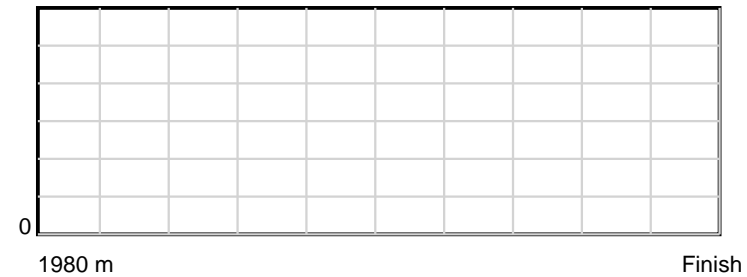
December 10, 2023, Race 1, EQUINE PRODUCTS NEW ZEALAND MOBILE PACE, Distance 1980m, Addington - Survey 1980m

| Result | TAB no. | Horse (Barrier) | 1980 to | 1800m to | 1600m to | 1400m to | 1200m to | 1000m to | 800m to | 600m to | 400m to | 200m to | Total or | Margin |
|--------|---------|------------------------------|---------|----------|----------|----------|----------|----------|---------|---------|---------|---------|----------|--------|
| 9th | 9 | Evangalist (9) | | | | | | | | | | | | |
| | | Position in running (margin) | | | | | | | | | | | | |
| | | Sectional time (s) | | | | | | | | | | | | |
| | | Cumulative time (s) | | | | | | | | | | | | |
| | | Speed (m/s) | | | | | | | | | | | | |
| | | Stride length (m) | | | | | | | | | | | | |
| | | Stride duration (s) | | | | | | | | | | | | |
| | | Stride efficiency (%) | | | | | | | | | | | | |
| | | Stride count | | | | | | | | | | | | |


10 m Stride length



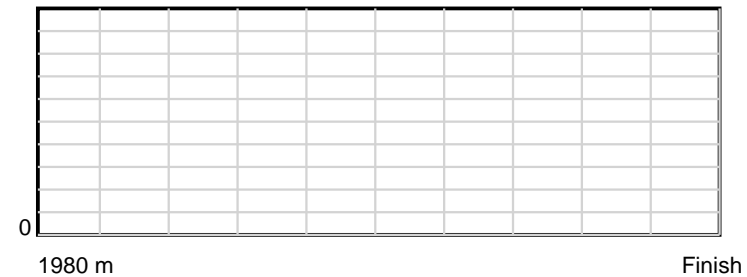
0.6 s Stride duration



20 m/sec Speed



100 % Stride efficiency



Note: Horizontal distance axis grid lines are 200m furlongs.

Disclaimer.

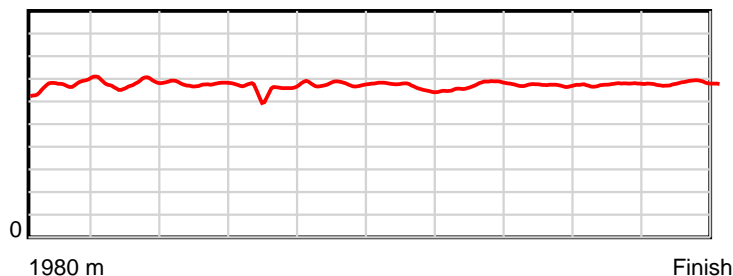
HRNZ and NZMTC and Thoroughbred Ratings Pty Ltd accepts no responsibility for the completeness or accuracy of any of the information contained herein, and makes no representations about its suitability for any particular purpose. Users should make their own judgements about those matters and/or seek independent advice. You assume all risks associated with use of the data provided on this page.

Race Results

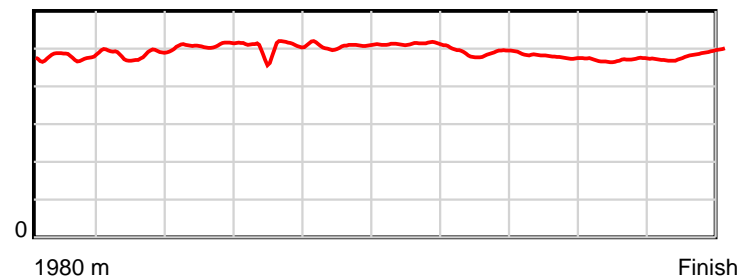
December 10, 2023, Race 1, EQUINE PRODUCTS NEW ZEALAND MOBILE PACE, Distance 1980m, Addington - Survey 1980m

| Result | TAB no. | Horse (Barrier) | 1980 to | 1800m to | 1600m to | 1400m to | 1200m to | 1000m to | 800m to | 600m to | 400m to | 200m to | Total or | Margin |
|--------|---------|------------------------------|--------------|--------------|--------------|--------------|--------------|-------------|-------------|-------------|-------------|-----------|----------------|--------|
| 10th | 8 | Harrison (8) | 1800m | 1600m | 1400m | 1200m | 1000m | 800m | 600m | 400m | 200m | WP | Average | |
| | | Position in running (margin) | - | 7(4.8) | 7(9.0) | 7(6.3) | 7(6.4) | 7(7.6) | 7(7.7) | 5(3.9) | 7(5.3) | 7(7.3) | | 9.50 |
| | | Sectional time (s) | 12.80 | 14.95 | 15.28 | 15.31 | 15.14 | 15.69 | 14.51 | 14.84 | 14.35 | 14.15 | | |
| | | Cumulative time (s) | 147.02 | 134.22 | 119.27 | 103.99 | 88.68 | 73.54 | 57.85 | 43.34 | 28.50 | 14.15 | 2:27.02 | |
| | | Speed (m/s) | 14.07 | 13.38 | 13.09 | 13.06 | 13.21 | 12.75 | 13.78 | 13.48 | 13.94 | 14.13 | 13.47 | |
| | | Stride length (m) | 6.76 | 6.49 | 6.67 | 6.54 | 6.70 | 6.52 | 6.74 | 6.44 | 6.55 | 6.86 | 6.62 | |
| | | Stride duration (s) | 0.479 | 0.485 | 0.510 | 0.501 | 0.507 | 0.512 | 0.489 | 0.478 | 0.470 | 0.486 | 0.492 | |
| | | Stride efficiency (%) | 71.30 | 65.91 | 69.57 | 66.85 | 70.15 | 66.53 | 70.94 | 64.76 | 66.94 | 73.60 | 68.55 | |
| | | Stride count | 26.65 | 30.79 | 29.97 | 30.58 | 29.85 | 30.65 | 29.68 | 31.07 | 30.56 | 29.14 | 298.94 | |

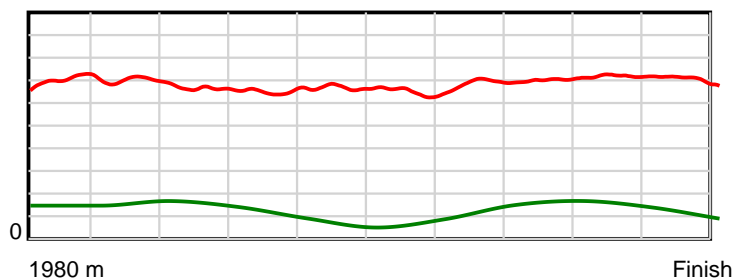
10 m Stride length



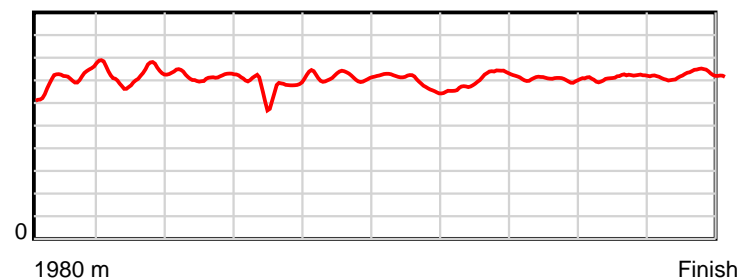
0.6 s Stride duration



20 m/sec Speed



100 % Stride efficiency



Note: Horizontal distance axis grid lines are 200m furlongs.

Disclaimer.

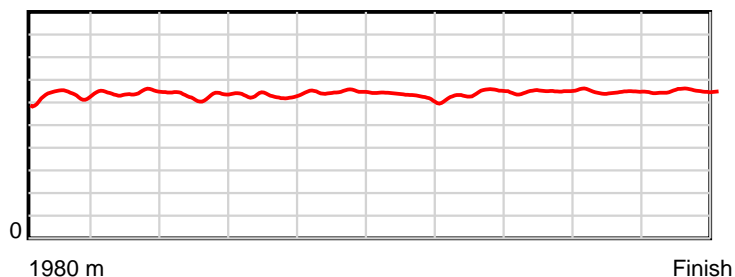
HRNZ and NZMTC and Thoroughbred Ratings Pty Ltd accepts no responsibility for the completeness or accuracy of any of the information contained herein, and makes no representations about its suitability for any particular purpose. Users should make their own judgements about those matters and/or seek independent advice. You assume all risks associated with use of the data provided on this page.

Race Results

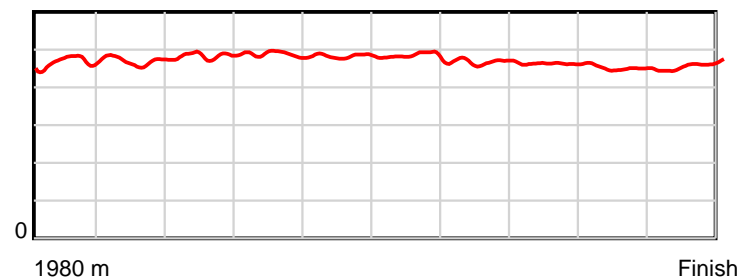
December 10, 2023, Race 1, EQUINE PRODUCTS NEW ZEALAND MOBILE PACE, Distance 1980m, Addington - Survey 1980m

| Result | TAB no. | Horse (Barrier) | 1980 to | 1800m to | 1600m to | 1400m to | 1200m to | 1000m to | 800m to | 600m to | 400m to | 200m to | Total or | Margin |
|--------|---------|------------------------------|---------|----------|----------|----------|----------|----------|----------|---------|---------|---------|----------|--------|
| 11th | 7 | Willison (7) | 1800m | 1600m | 1400m | 1200m | 1000m | 800m | 600m | 400m | 200m | WP | Average | |
| | | Position in running (margin) | - | 10(7.4) | 11(11.2) | 10(9.1) | 10(9.9) | 11(11.1) | 11(10.7) | 9(7.3) | 11(8.2) | 11(9.8) | | 11.10 |
| | | Sectional time (s) | 13.11 | 14.88 | 15.38 | 15.44 | 15.13 | 15.61 | 14.57 | 14.74 | 14.30 | 14.15 | | |
| | | Cumulative time (s) | 147.31 | 134.20 | 119.32 | 103.94 | 88.50 | 73.37 | 57.76 | 43.19 | 28.45 | 14.15 | 2:27.31 | |
| | | Speed (m/s) | 13.74 | 13.44 | 13.00 | 12.95 | 13.22 | 12.81 | 13.73 | 13.57 | 13.99 | 14.13 | 13.44 | |
| | | Stride length (m) | 6.35 | 6.33 | 6.28 | 6.32 | 6.39 | 6.18 | 6.43 | 6.27 | 6.29 | 6.49 | 6.33 | |
| | | Stride duration (s) | 0.468 | 0.471 | 0.483 | 0.488 | 0.483 | 0.483 | 0.469 | 0.462 | 0.449 | 0.459 | 0.471 | |
| | | Stride efficiency (%) | 63.10 | 62.61 | 61.65 | 62.42 | 63.71 | 59.74 | 64.63 | 61.48 | 61.80 | 65.86 | 62.66 | |
| | | Stride count | 28.33 | 31.60 | 31.84 | 31.65 | 31.32 | 32.35 | 31.10 | 31.88 | 31.80 | 30.81 | 312.68 | |

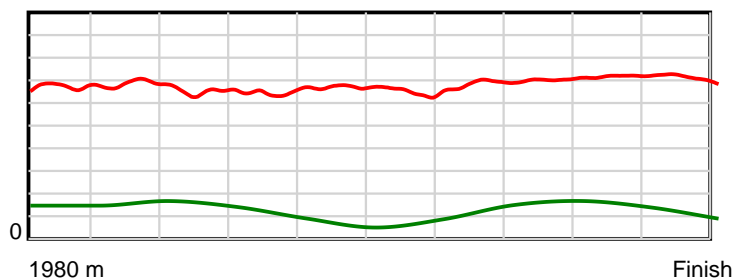
10 m Stride length



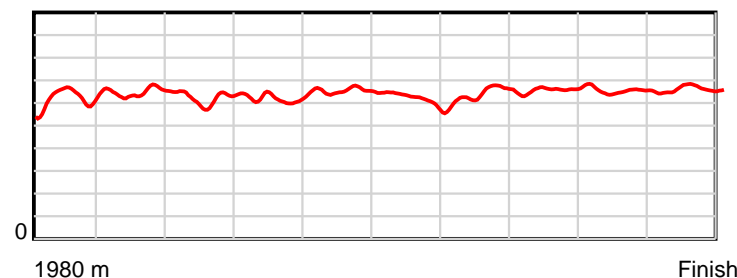
0.6 s Stride duration



20 m/sec Speed



100 % Stride efficiency



Note: Horizontal distance axis grid lines are 200m furlongs.

Disclaimer.

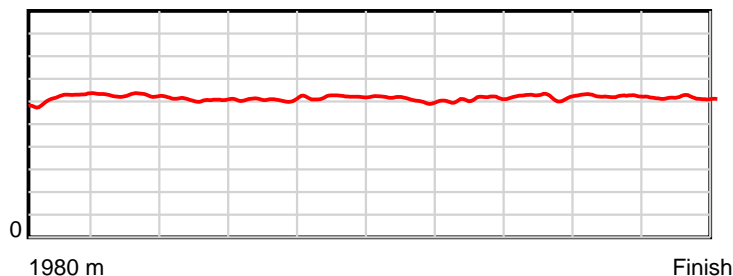
HRNZ and NZMTC and Thoroughbred Ratings Pty Ltd accepts no responsibility for the completeness or accuracy of any of the information contained herein, and makes no representations about its suitability for any particular purpose. Users should make their own judgements about those matters and/or seek independent advice. You assume all risks associated with use of the data provided on this page.

Race Results

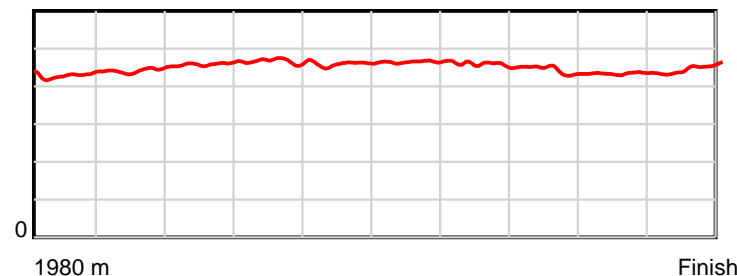
December 10, 2023, Race 1, EQUINE PRODUCTS NEW ZEALAND MOBILE PACE, Distance 1980m, Addington - Survey 1980m

| Result | TAB no. | Horse (Barrier) | 1980 to | 1800m to | 1600m to | 1400m to | 1200m to | 1000m to | 800m to | 600m to | 400m to | 200m to | Total or | Margin |
|--------|---------|------------------------------|---------|----------|----------|----------|----------|----------|---------|---------|---------|---------|----------|--------|
| 12th | 11 | Shepherds Deli... (11) | 1800m | 1600m | 1400m | 1200m | 1000m | 800m | 600m | 400m | 200m | WP | Average | |
| | | Position in running (margin) | - | 6(4.6) | 6(5.8) | 5(3.5) | 5(4.3) | 5(5.1) | 5(5.3) | 6(4.8) | 6(5.1) | 6(6.5) | | 11.20 |
| | | Sectional time (s) | 12.53 | 14.46 | 15.35 | 15.42 | 15.07 | 15.72 | 15.06 | 14.64 | 14.27 | 14.82 | | |
| | | Cumulative time (s) | 147.34 | 134.81 | 120.35 | 105.00 | 89.58 | 74.51 | 58.79 | 43.73 | 29.09 | 14.82 | 2:27.34 | |
| | | Speed (m/s) | 14.37 | 13.83 | 13.03 | 12.97 | 13.27 | 12.72 | 13.28 | 13.66 | 14.02 | 13.50 | 13.44 | |
| | | Stride length (m) | 6.16 | 6.12 | 5.98 | 6.05 | 6.09 | 5.91 | 6.09 | 6.05 | 6.08 | 6.05 | 6.06 | |
| | | Stride duration (s) | 0.428 | 0.442 | 0.459 | 0.466 | 0.459 | 0.465 | 0.458 | 0.443 | 0.434 | 0.448 | 0.451 | |
| | | Stride efficiency (%) | 59.28 | 58.47 | 55.90 | 57.22 | 58.01 | 54.67 | 57.89 | 57.17 | 57.86 | 57.12 | 57.32 | |
| | | Stride count | 29.22 | 32.70 | 33.44 | 33.05 | 32.83 | 33.81 | 32.86 | 33.06 | 32.87 | 33.08 | 326.92 | |

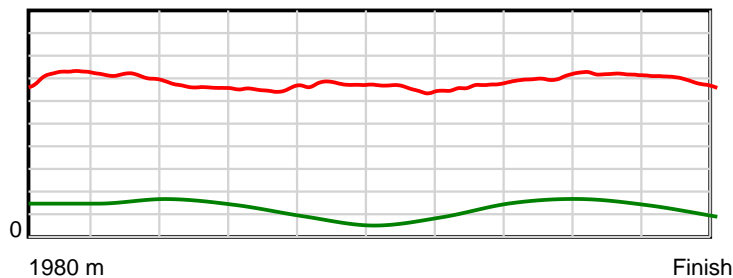
10 m Stride length



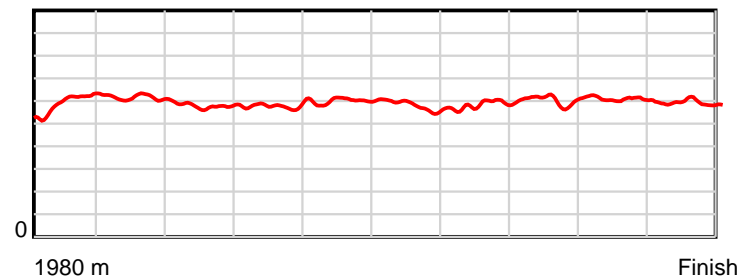
0.6 s Stride duration



20 m/sec Speed



100 % Stride efficiency



Note: Horizontal distance axis grid lines are 200m furlongs.

Disclaimer.

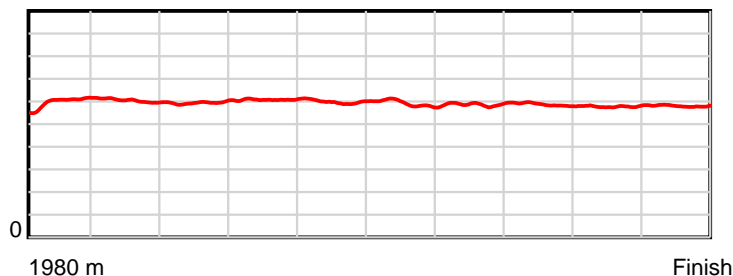
HRNZ and NZMTC and Thoroughbred Ratings Pty Ltd accepts no responsibility for the completeness or accuracy of any of the information contained herein, and makes no representations about its suitability for any particular purpose. Users should make their own judgements about those matters and/or seek independent advice. You assume all risks associated with use of the data provided on this page.

Race Results

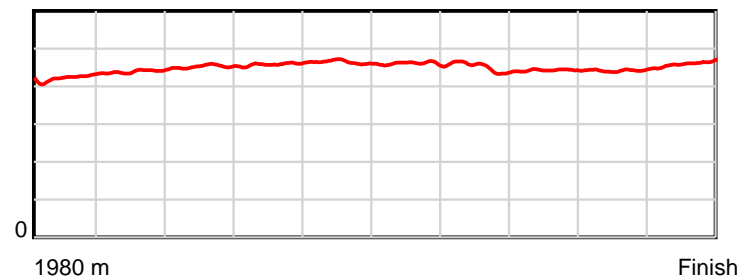
December 10, 2023, Race 2, , Distance 1980m, Addington - Survey 1980m

| Result | TAB no. | Horse (Barrier) | 1980 to | 1800m to | 1600m to | 1400m to | 1200m to | 1000m to | 800m to | 600m to | 400m to | 200m to | Total or | Margin |
|--------|---------|------------------------------|---------|----------|----------|----------|----------|----------|---------|---------|---------|---------|----------|--------|
| 1st | 5 | The Merc (5) | 1800m | 1600m | 1400m | 1200m | 1000m | 800m | 600m | 400m | 200m | WP | Average | |
| | | Position in running (margin) | - | 1(0.0) | 1(0.0) | 1(0.0) | 1(0.0) | 1(0.0) | 1(0.0) | 1(0.0) | 1(0.0) | 2(3.8) | | 0.00 |
| | | Sectional time (s) | 11.55 | 14.61 | 15.26 | 15.05 | 15.39 | 15.54 | 15.36 | 15.12 | 15.32 | 15.88 | | |
| | | Cumulative time (s) | 149.08 | 137.53 | 122.92 | 107.66 | 92.61 | 77.22 | 61.68 | 46.32 | 31.20 | 15.88 | 2:29.08 | |
| | | Speed (m/s) | 15.59 | 13.69 | 13.11 | 13.29 | 13.00 | 12.87 | 13.02 | 13.23 | 13.05 | 12.59 | 13.28 | |
| | | Stride length (m) | 6.05 | 6.01 | 5.93 | 6.09 | 6.03 | 5.93 | 5.87 | 5.85 | 5.77 | 5.80 | 5.93 | |
| | | Stride duration (s) | 0.423 | 0.440 | 0.453 | 0.458 | 0.464 | 0.460 | 0.451 | 0.443 | 0.442 | 0.460 | 0.447 | |
| | | Stride efficiency (%) | 57.21 | 56.53 | 55.02 | 57.98 | 56.86 | 54.86 | 53.86 | 53.55 | 52.07 | 52.59 | 54.98 | |
| | | Stride count | 29.75 | 33.25 | 33.70 | 32.83 | 33.16 | 33.76 | 34.07 | 34.16 | 34.65 | 34.48 | 333.81 | |

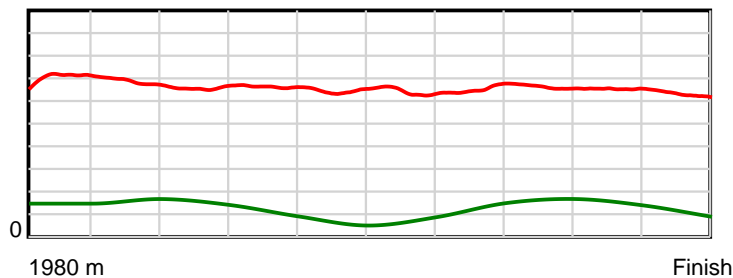
10 m Stride length



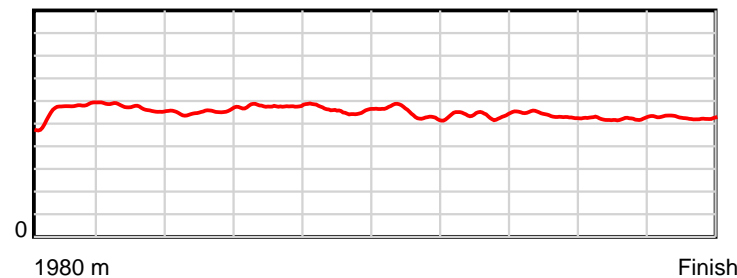
0.6 s Stride duration



20 m/sec Speed



100 % Stride efficiency



Note: Horizontal distance axis grid lines are 200m furlongs.

Disclaimer.

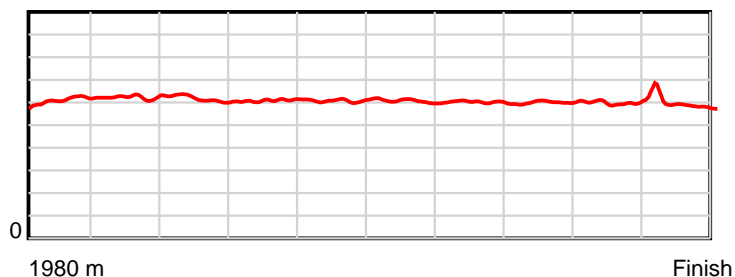
HRNZ and NZMTC and Thoroughbred Ratings Pty Ltd accepts no responsibility for the completeness or accuracy of any of the information contained herein, and makes no representations about its suitability for any particular purpose. Users should make their own judgements about those matters and/or seek independent advice. You assume all risks associated with use of the data provided on this page.

Race Results

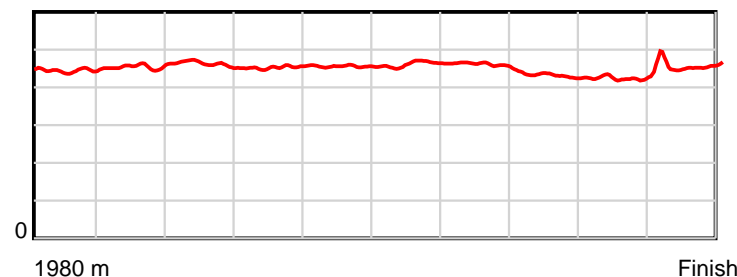
December 10, 2023, Race 2, , Distance 1980m, Addington - Survey 1980m

| Result | TAB no. | Horse (Barrier) | 1980 to | 1800m to | 1600m to | 1400m to | 1200m to | 1000m to | 800m to | 600m to | 400m to | 200m to | Total or | Margin |
|--------|---------|------------------------------|--------------|--------------|--------------|--------------|--------------|-------------|-------------|-------------|-------------|-----------|----------------|--------|
| 2nd | 6 | Tyron Eros (6) | 1800m | 1600m | 1400m | 1200m | 1000m | 800m | 600m | 400m | 200m | WP | Average | |
| | | Position in running (margin) | - | 4(4.0) | 4(5.4) | 4(5.9) | 4(5.4) | 4(4.2) | 4(4.0) | 3(3.9) | 2(1.4) | 1(0.0) | | 0.20 |
| | | Sectional time (s) | 13.27 | 14.86 | 15.34 | 14.95 | 15.19 | 15.52 | 15.34 | 14.71 | 14.45 | 15.48 | | |
| | | Cumulative time (s) | 149.11 | 135.84 | 120.98 | 105.64 | 90.69 | 75.50 | 59.98 | 44.64 | 29.93 | 15.48 | 2:29.11 | |
| | | Speed (m/s) | 13.57 | 13.46 | 13.04 | 13.38 | 13.17 | 12.89 | 13.04 | 13.60 | 13.84 | 12.92 | 13.28 | |
| | | Stride length (m) | 6.09 | 6.12 | 6.02 | 6.06 | 6.00 | 5.95 | 6.00 | 5.87 | 5.90 | 5.91 | 5.99 | |
| | | Stride duration (s) | 0.444 | 0.454 | 0.462 | 0.453 | 0.455 | 0.462 | 0.460 | 0.431 | 0.426 | 0.457 | 0.451 | |
| | | Stride efficiency (%) | 57.99 | 58.46 | 56.69 | 57.31 | 56.20 | 55.41 | 56.20 | 53.76 | 54.34 | 54.58 | 56.04 | |
| | | Stride count | 29.55 | 32.70 | 33.21 | 33.03 | 33.35 | 33.59 | 33.35 | 34.10 | 33.92 | 33.84 | 330.64 | |

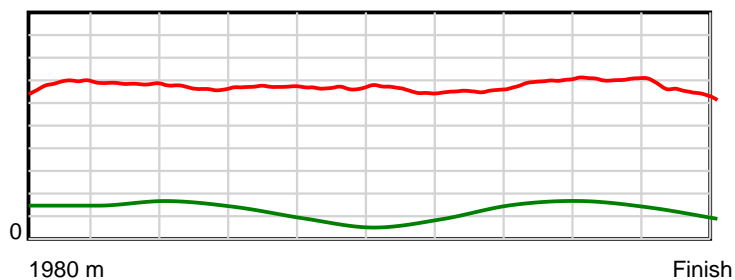
10 m Stride length



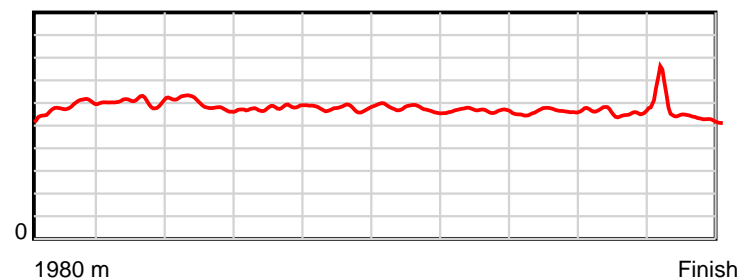
0.6 s Stride duration



20 m/sec Speed



100 % Stride efficiency



Note: Horizontal distance axis grid lines are 200m furlongs.

Disclaimer.

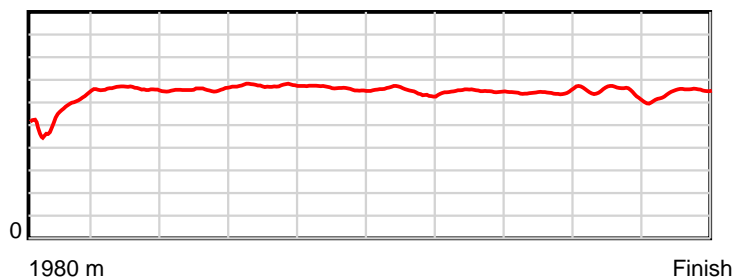
HRNZ and NZMTC and Thoroughbred Ratings Pty Ltd accepts no responsibility for the completeness or accuracy of any of the information contained herein, and makes no representations about its suitability for any particular purpose. Users should make their own judgements about those matters and/or seek independent advice. You assume all risks associated with use of the data provided on this page.

Race Results

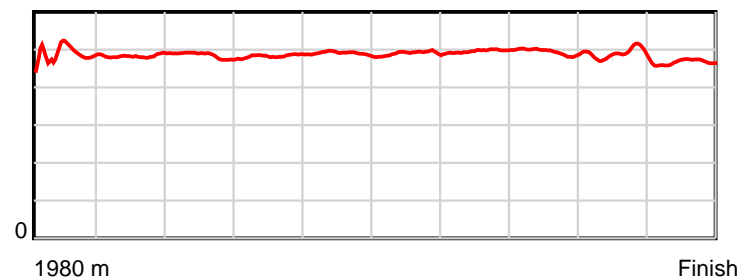
December 10, 2023, Race 2, , Distance 1980m, Addington - Survey 1980m

| Result | TAB no. | Horse (Barrier) | 1980 to | 1800m to | 1600m to | 1400m to | 1200m to | 1000m to | 800m to | 600m to | 400m to | 200m to | Total or | Margin |
|--------|---------|------------------------------|--------------|--------------|--------------|--------------|--------------|-------------|-------------|-------------|-------------|-----------|----------------|--------|
| 4th | 1 | Bring On The M... (1) | 1800m | 1600m | 1400m | 1200m | 1000m | 800m | 600m | 400m | 200m | WP | Average | |
| | | Position in running (margin) | - | 8(22.6) | 8(23.4) | 8(19.8) | 7(15.6) | 7(11.4) | 7(9.0) | 7(8.7) | 7(11.2) | 6(14.6) | | 4.20 |
| | | Sectional time (s) | 15.69 | 14.75 | 14.66 | 14.34 | 14.69 | 15.13 | 15.32 | 15.53 | 15.26 | 14.47 | | |
| | | Cumulative time (s) | 149.84 | 134.15 | 119.40 | 104.74 | 90.40 | 75.71 | 60.58 | 45.26 | 29.73 | 14.47 | 2:29.84 | |
| | | Speed (m/s) | 11.47 | 13.56 | 13.64 | 13.95 | 13.61 | 13.22 | 13.05 | 12.88 | 13.11 | 13.82 | 13.21 | |
| | | Stride length (m) | 5.43 | 6.54 | 6.60 | 6.74 | 6.67 | 6.47 | 6.48 | 6.36 | 6.40 | 6.46 | 6.40 | |
| | | Stride duration (s) | 0.481 | 0.483 | 0.484 | 0.483 | 0.490 | 0.489 | 0.496 | 0.494 | 0.488 | 0.467 | 0.485 | |
| | | Stride efficiency (%) | 46.02 | 66.91 | 67.98 | 71.04 | 69.43 | 65.39 | 65.61 | 63.28 | 63.95 | 65.14 | 64.09 | |
| | | Stride count | 33.17 | 30.56 | 30.32 | 29.66 | 30.01 | 30.92 | 30.87 | 31.43 | 31.26 | 30.98 | 309.18 | |

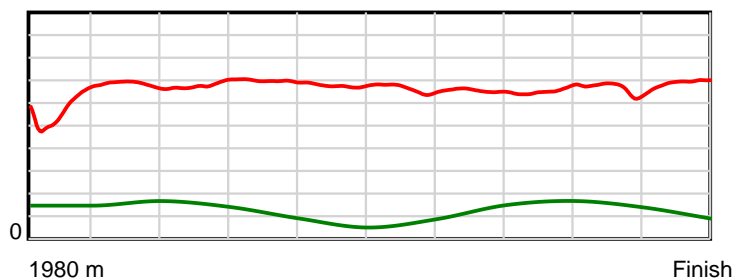
10 m Stride length



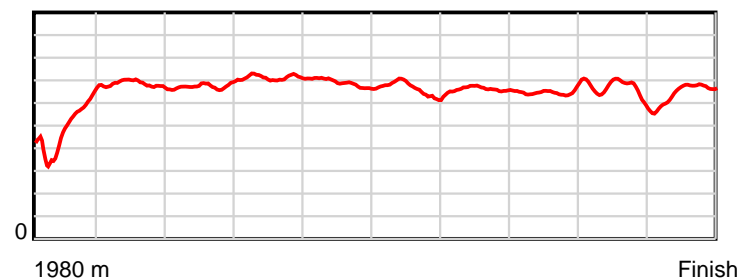
0.6 s Stride duration



20 m/sec Speed



100 % Stride efficiency



Note: Horizontal distance axis grid lines are 200m furlongs.

Disclaimer.

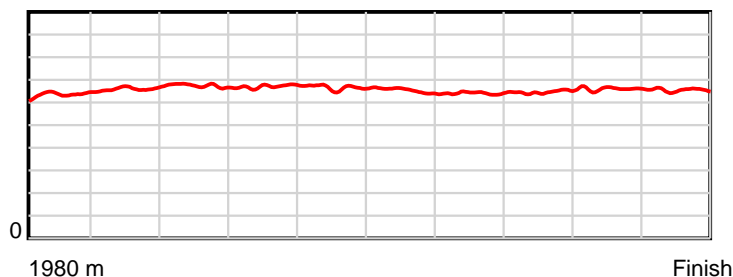
HRNZ and NZMTC and Thoroughbred Ratings Pty Ltd accepts no responsibility for the completeness or accuracy of any of the information contained herein, and makes no representations about its suitability for any particular purpose. Users should make their own judgements about those matters and/or seek independent advice. You assume all risks associated with use of the data provided on this page.

Race Results

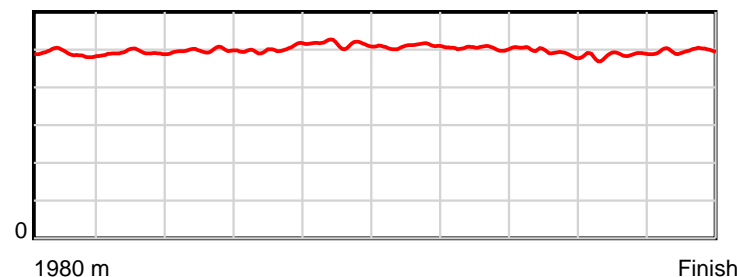
December 10, 2023, Race 2, , Distance 1980m, Addington - Survey 1980m

| Result | TAB no. | Horse (Barrier) | 1980 to | 1800m to | 1600m to | 1400m to | 1200m to | 1000m to | 800m to | 600m to | 400m to | 200m to | Total or | Margin |
|--------|---------|------------------------------|--------------|--------------|--------------|--------------|--------------|-------------|-------------|-------------|-------------|-----------|----------------|--------|
| 5th | 2 | Time For Victo... (2) | 1800m | 1600m | 1400m | 1200m | 1000m | 800m | 600m | 400m | 200m | WP | Average | |
| | | Position in running (margin) | - | 7(8.1) | 6(10.2) | 5(7.0) | 5(5.6) | 5(4.8) | 5(5.4) | 6(6.9) | 5(9.0) | 4(10.5) | | 4.60 |
| | | Sectional time (s) | 13.20 | 14.97 | 14.72 | 14.81 | 15.27 | 15.64 | 15.62 | 15.47 | 14.93 | 15.28 | | |
| | | Cumulative time (s) | 149.91 | 136.71 | 121.74 | 107.02 | 92.21 | 76.94 | 61.30 | 45.68 | 30.21 | 15.28 | 2:29.91 | |
| | | Speed (m/s) | 13.64 | 13.36 | 13.59 | 13.50 | 13.10 | 12.79 | 12.80 | 12.93 | 13.40 | 13.09 | 13.21 | |
| | | Stride length (m) | 6.43 | 6.57 | 6.77 | 6.78 | 6.74 | 6.51 | 6.45 | 6.38 | 6.51 | 6.51 | 6.56 | |
| | | Stride duration (s) | 0.490 | 0.492 | 0.498 | 0.502 | 0.515 | 0.509 | 0.504 | 0.493 | 0.486 | 0.497 | 0.497 | |
| | | Stride efficiency (%) | 64.54 | 67.50 | 71.66 | 71.75 | 71.09 | 66.32 | 65.10 | 63.51 | 66.26 | 66.22 | 67.34 | |
| | | Stride count | 28.01 | 30.43 | 29.53 | 29.52 | 29.65 | 30.70 | 30.99 | 31.37 | 30.71 | 30.72 | 301.63 | |

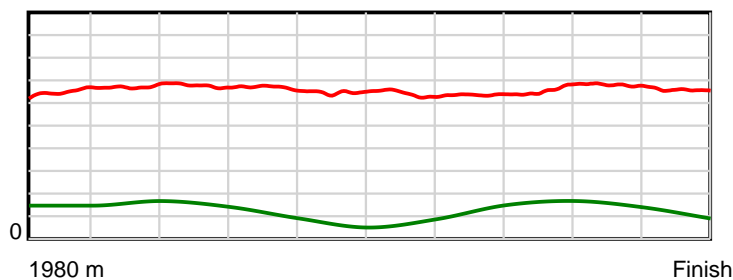
10 m Stride length



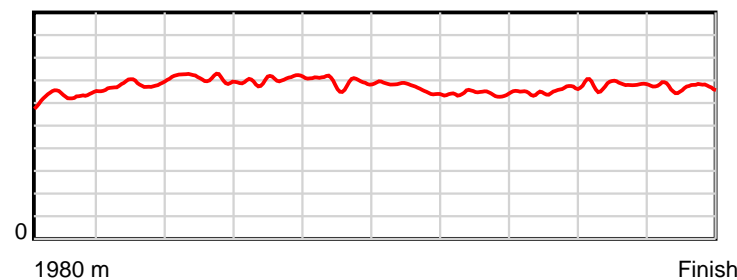
0.6 s Stride duration



20 m/sec Speed



100 % Stride efficiency



Note: Horizontal distance axis grid lines are 200m furlongs.

Disclaimer.

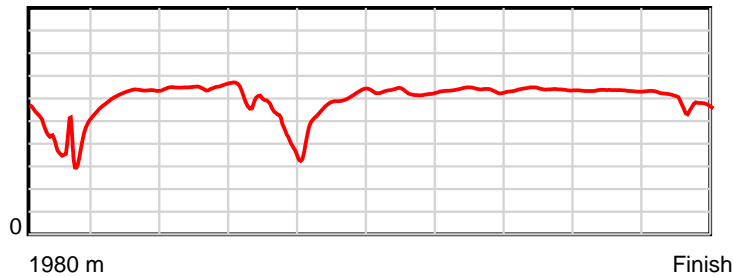
HRNZ and NZMTC and Thoroughbred Ratings Pty Ltd accepts no responsibility for the completeness or accuracy of any of the information contained herein, and makes no representations about its suitability for any particular purpose. Users should make their own judgements about those matters and/or seek independent advice. You assume all risks associated with use of the data provided on this page.

Race Results

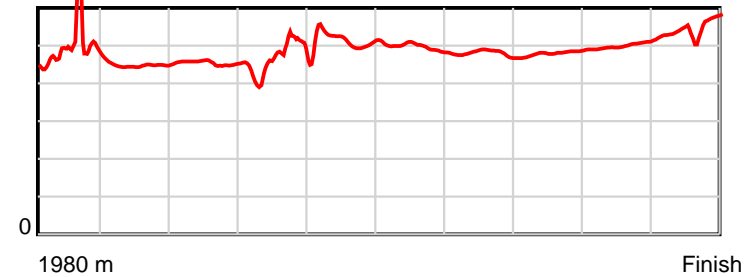
December 10, 2023, Race 2, , Distance 1980m, Addington - Survey 1980m

| Result | TAB no. | Horse (Barrier) | 1980 to | 1800m to | 1600m to | 1400m to | 1200m to | 1000m to | 800m to | 600m to | 400m to | 200m to | Total or | Margin |
|--------|---------|------------------------------|---------|----------|----------|----------|----------|----------|---------|---------|---------|---------|----------|--------|
| 7th | 3 | Look To Da Sta... (3) | 1800m | 1600m | 1400m | 1200m | 1000m | 800m | 600m | 400m | 200m | WP | Average | |
| | | Position in running (margin) | - | 9(51.9) | 9(52.1) | 9(44.2) | 9(64.5) | 9(81.7) | 9(84.9) | 9(83.0) | 9(84.2) | 9(92.1) | | 9.00 |
| | | Sectional time (s) | 4.11 | 14.65 | 13.95 | 18.43 | 18.25 | 16.08 | 15.05 | 15.32 | 16.00 | 18.86 | | |
| | | Cumulative time (s) | 150.70 | 146.59 | 131.94 | 117.99 | 99.56 | 81.31 | 65.23 | 50.18 | 34.86 | 18.86 | 2:30.70 | |
| | | Speed (m/s) | 43.82 | 13.65 | 14.34 | 10.85 | 10.96 | 12.44 | 13.29 | 13.05 | 12.50 | 10.60 | 13.14 | |
| | | Stride length (m) | 4.07 | 6.11 | 6.51 | 5.05 | 5.60 | 6.16 | 6.37 | 6.27 | 6.27 | 5.77 | 5.73 | |
| | | Stride duration (s) | 0.475 | 0.448 | 0.454 | 0.465 | 0.511 | 0.496 | 0.479 | 0.480 | 0.502 | 0.544 | 0.436 | |
| | | Stride efficiency (%) | 25.85 | 58.38 | 66.15 | 39.83 | 49.01 | 59.38 | 63.37 | 61.45 | 61.45 | 52.05 | 51.37 | |
| | | Stride count | 44.25 | 32.72 | 30.74 | 39.62 | 35.71 | 32.44 | 31.41 | 31.89 | 31.89 | 34.65 | 345.32 | |

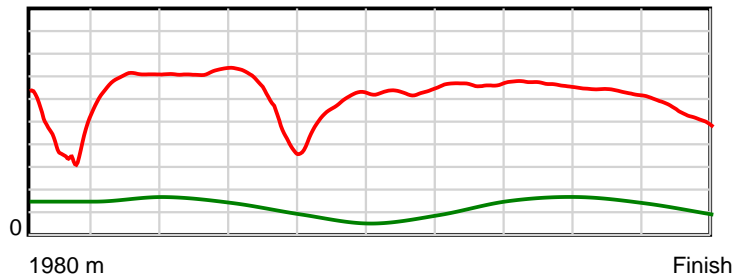
10 m Stride length



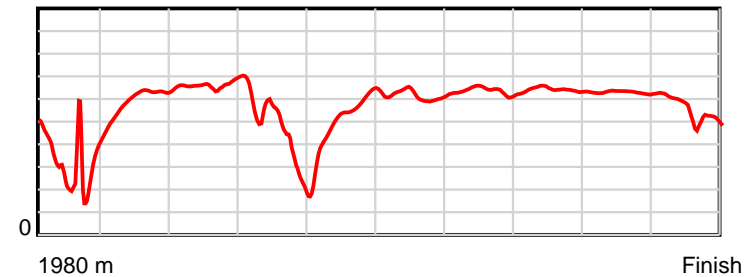
0.6 s Stride duration



20 m/sec Speed



100 % Stride efficiency



Note: Horizontal distance axis grid lines are 200m furlongs.

Disclaimer.

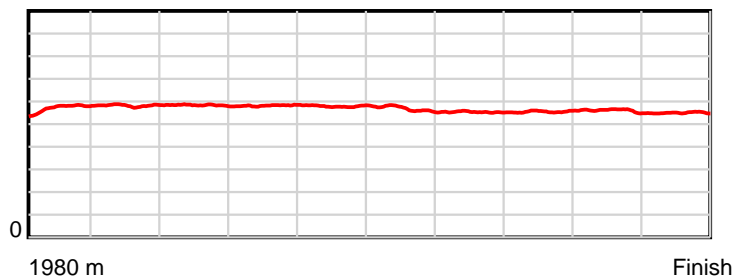
HRNZ and NZMTC and Thoroughbred Ratings Pty Ltd accepts no responsibility for the completeness or accuracy of any of the information contained herein, and makes no representations about its suitability for any particular purpose. Users should make their own judgements about those matters and/or seek independent advice. You assume all risks associated with use of the data provided on this page.

Race Results

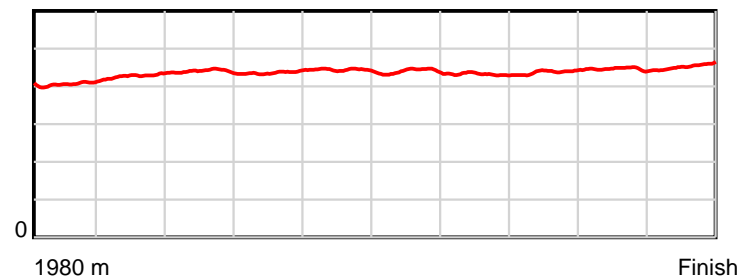
December 10, 2023, Race 2, , Distance 1980m, Addington - Survey 1980m

| Result | TAB no. | Horse (Barrier) | 1980 to | 1800m to | 1600m to | 1400m to | 1200m to | 1000m to | 800m to | 600m to | 400m to | 200m to | Total or | Margin |
|--------|---------|------------------------------|---------|----------|----------|----------|----------|----------|---------|---------|---------|---------|----------|--------|
| 8th | 4 | Imperial Comma... (4) | 1800m | 1600m | 1400m | 1200m | 1000m | 800m | 600m | 400m | 200m | WP | Average | |
| | | Position in running (margin) | - | 2(1.5) | 3(3.2) | 2(2.3) | 2(2.7) | 2(2.2) | 3(2.8) | 4(4.5) | 6(9.5) | 7(17.3) | | 9.20 |
| | | Sectional time (s) | 10.67 | 14.90 | 15.11 | 15.11 | 15.31 | 15.64 | 15.65 | 15.94 | 15.99 | 16.42 | | |
| | | Cumulative time (s) | 150.74 | 140.07 | 125.17 | 110.06 | 94.95 | 79.64 | 64.00 | 48.35 | 32.41 | 16.42 | 2:30.74 | |
| | | Speed (m/s) | 16.87 | 13.42 | 13.24 | 13.24 | 13.06 | 12.79 | 12.78 | 12.55 | 12.51 | 12.18 | 13.14 | |
| | | Stride length (m) | 5.72 | 5.74 | 5.83 | 5.77 | 5.80 | 5.62 | 5.52 | 5.49 | 5.58 | 5.52 | 5.66 | |
| | | Stride duration (s) | 0.406 | 0.428 | 0.440 | 0.436 | 0.444 | 0.440 | 0.432 | 0.437 | 0.446 | 0.453 | 0.431 | |
| | | Stride efficiency (%) | 51.15 | 51.51 | 53.06 | 52.09 | 52.57 | 49.41 | 47.68 | 47.05 | 48.69 | 47.62 | 50.00 | |
| | | Stride count | 31.46 | 34.83 | 34.32 | 34.64 | 34.48 | 35.57 | 36.21 | 36.45 | 35.83 | 36.23 | 350.02 | |

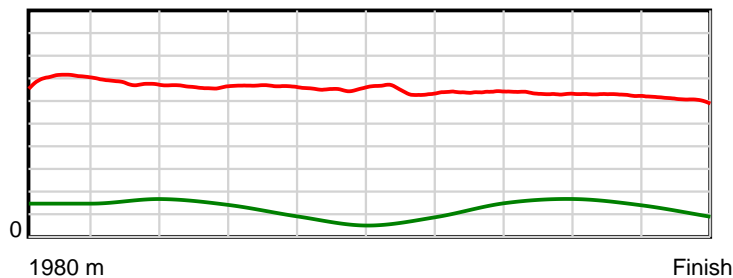
10 m Stride length



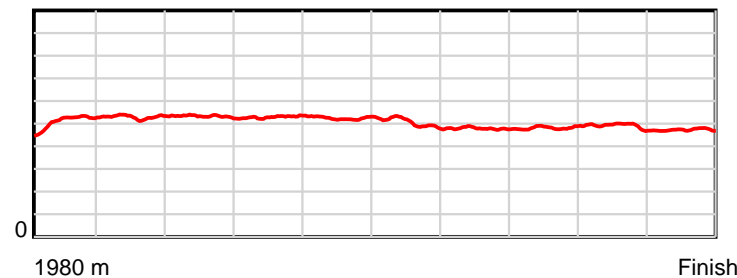
0.6 s Stride duration



20 m/sec Speed



100 % Stride efficiency



Note: Horizontal distance axis grid lines are 200m furlongs.

Disclaimer.

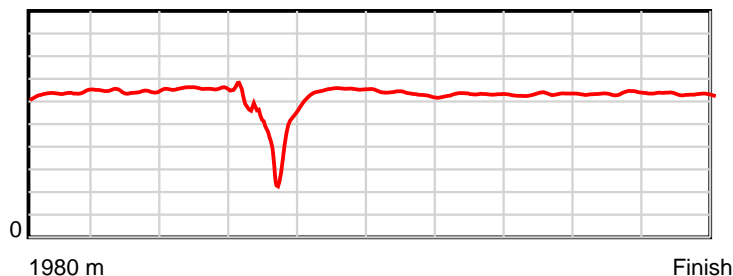
HRNZ and NZMTC and Thoroughbred Ratings Pty Ltd accepts no responsibility for the completeness or accuracy of any of the information contained herein, and makes no representations about its suitability for any particular purpose. Users should make their own judgements about those matters and/or seek independent advice. You assume all risks associated with use of the data provided on this page.

Race Results

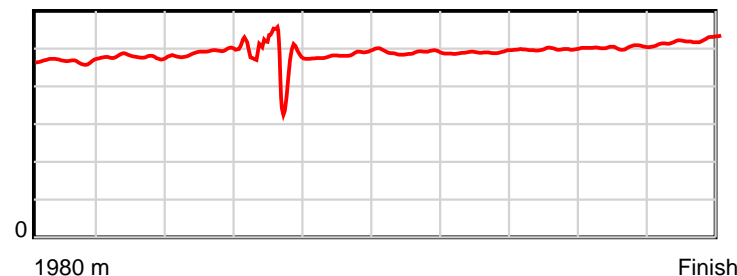
December 10, 2023, Race 2, , Distance 1980m, Addington - Survey 1980m

| Result | TAB no. | Horse (Barrier) | 1980 to | 1800m to | 1600m to | 1400m to | 1200m to | 1000m to | 800m to | 600m to | 400m to | 200m to | Total or | Margin |
|--------|---------|------------------------------|--------------|--------------|--------------|--------------|--------------|-------------|-------------|-------------|-------------|-----------|----------------|--------|
| 9th | 9 | Dreams Pat (0) | 1800m | 1600m | 1400m | 1200m | 1000m | 800m | 600m | 400m | 200m | WP | Average | |
| | | Position in running (margin) | - | 6(7.0) | 7(10.9) | 7(10.7) | 8(41.6) | 8(40.0) | 8(40.8) | 8(42.2) | 8(48.7) | 8(56.7) | | 9.40 |
| | | Sectional time (s) | 4.75 | 15.26 | 15.24 | 20.18 | 15.14 | 15.68 | 15.59 | 16.21 | 16.00 | 16.73 | | |
| | | Cumulative time (s) | 150.78 | 146.03 | 130.77 | 115.53 | 95.35 | 80.21 | 64.53 | 48.94 | 32.73 | 16.73 | 2:30.78 | |
| | | Speed (m/s) | 37.91 | 13.11 | 13.12 | 9.91 | 13.21 | 12.76 | 12.83 | 12.34 | 12.50 | 11.95 | 13.13 | |
| | | Stride length (m) | 6.35 | 6.28 | 6.42 | 4.53 | 6.41 | 6.24 | 6.30 | 6.15 | 6.30 | 6.26 | 6.06 | |
| | | Stride duration (s) | 0.468 | 0.479 | 0.489 | 0.457 | 0.485 | 0.489 | 0.491 | 0.499 | 0.504 | 0.524 | 0.462 | |
| | | Stride efficiency (%) | 63.02 | 61.56 | 64.48 | 32.08 | 64.31 | 60.89 | 61.96 | 59.12 | 61.98 | 61.30 | 57.41 | |
| | | Stride count | 28.34 | 31.86 | 31.14 | 44.14 | 31.18 | 32.04 | 31.76 | 32.52 | 31.76 | 31.93 | 326.67 | |

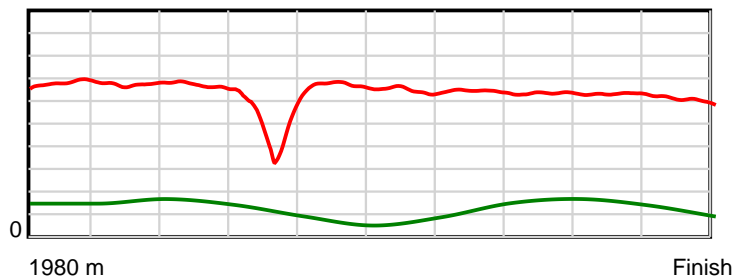
10 m Stride length



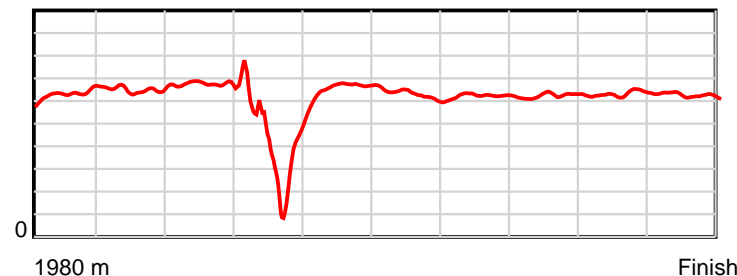
0.6 s Stride duration



20 m/sec Speed



100 % Stride efficiency



Note: Horizontal distance axis grid lines are 200m furlongs.

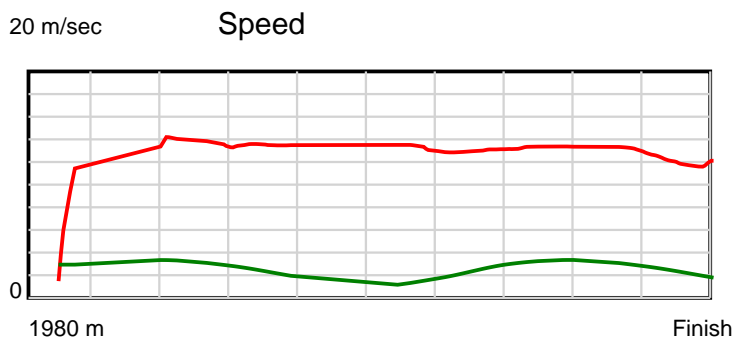
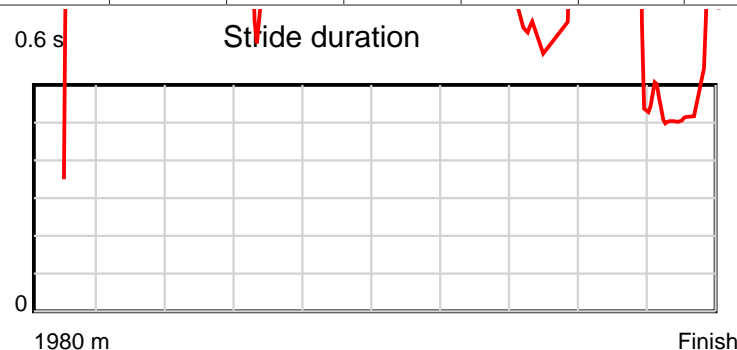
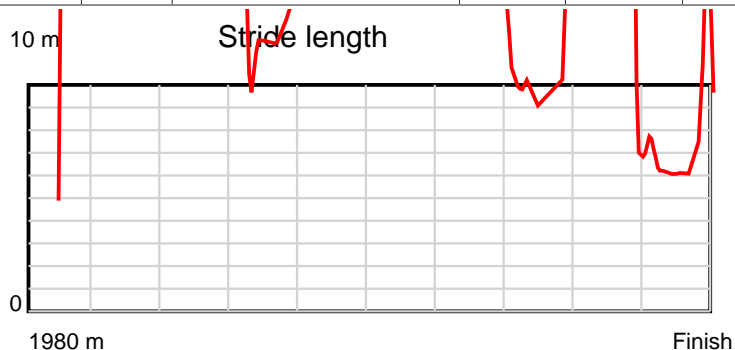
Disclaimer.

HRNZ and NZMTC and Thoroughbred Ratings Pty Ltd accepts no responsibility for the completeness or accuracy of any of the information contained herein, and makes no representations about its suitability for any particular purpose. Users should make their own judgements about those matters and/or seek independent advice. You assume all risks associated with use of the data provided on this page.

Race Results

December 10, 2023, Race 2, , Distance 1980m, Addington - Survey 1980m

| Result | TAB no. | Horse (Barrier) | 1980 to | 1800m to | 1600m to | 1400m to | 1200m to | 1000m to | 800m to | 600m to | 400m to | 200m to | Total or | Margin |
|--------|---------|------------------------------|---------|----------|----------|----------|----------|----------|---------|---------|---------|---------|----------|--------|
| 10th | 8 | Wilma's Boy (8) | 1800m | 1600m | 1400m | 1200m | 1000m | 800m | 600m | 400m | 200m | WP | Average | |
| | | Position in running (margin) | - | 3(2.8) | 2(2.2) | 3(3.3) | 3(2.8) | 3(2.3) | 2(1.9) | 2(2.1) | 3(2.2) | 3(6.6) | | 9.50 |
| | | Sectional time (s) | 12.41 | 14.51 | 15.45 | 14.96 | 15.30 | 15.48 | 15.40 | 15.14 | 15.41 | 16.73 | | |
| | | Cumulative time (s) | 150.79 | 138.38 | 123.87 | 108.42 | 93.46 | 78.16 | 62.68 | 47.28 | 32.14 | 16.73 | 2:30.79 | |
| | | Speed (m/s) | 14.51 | 13.78 | 12.94 | 13.37 | 13.07 | 12.92 | 12.99 | 13.21 | 12.98 | 11.95 | 13.13 | |
| | | Stride length (m) | 12.94 | 13.42 | 19.52 | 9.13 | 13.22 | 11.68 | 12.87 | 11.82 | 11.94 | 7.22 | 11.64 | |
| | | Stride duration (s) | 0.927 | 0.974 | 1.508 | 0.683 | 1.011 | 0.904 | 0.991 | 0.894 | 0.920 | 0.604 | 0.886 | |
| | | Stride efficiency (%) | 261.53 | 281.52 | 595.12 | 130.23 | 273.15 | 213.13 | 258.89 | 218.21 | 222.77 | 81.52 | 211.66 | |
| | | Stride count | 13.91 | 14.90 | 10.25 | 21.91 | 15.13 | 17.13 | 15.54 | 16.92 | 16.75 | 27.69 | 170.13 | |



Note: Horizontal distance axis grid lines are 200m furlongs.

Disclaimer.

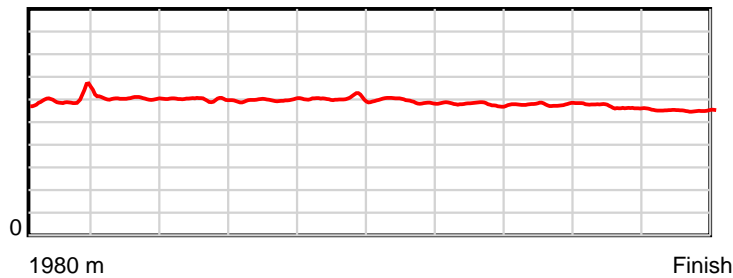
HRNZ and NZMTC and Thoroughbred Ratings Pty Ltd accepts no responsibility for the completeness or accuracy of any of the information contained herein, and makes no representations about its suitability for any particular purpose. Users should make their own judgements about those matters and/or seek independent advice. You assume all risks associated with use of the data provided on this page.

Race Results

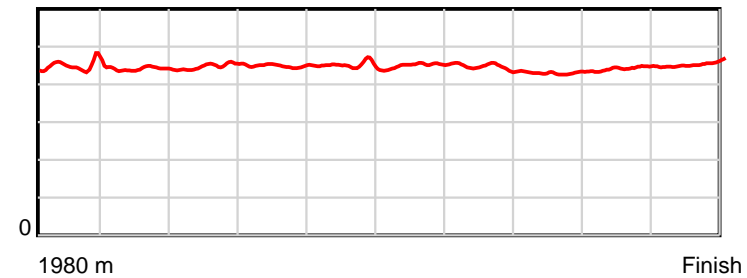
December 10, 2023, Race 2, , Distance 1980m, Addington - Survey 1980m

| Result | TAB no. | Horse (Barrier) | 1980 to | 1800m to | 1600m to | 1400m to | 1200m to | 1000m to | 800m to | 600m to | 400m to | 200m to | Total or | Margin |
|--------|---------|------------------------------|--------------|--------------|--------------|--------------|--------------|-------------|-------------|-------------|-------------|-----------|----------------|--------|
| 11th | 7 | Father Time (7) | 1800m | 1600m | 1400m | 1200m | 1000m | 800m | 600m | 400m | 200m | WP | Average | |
| | | Position in running (margin) | - | 5(6.3) | 5(9.1) | 6(8.2) | 6(8.2) | 6(6.8) | 6(6.5) | 5(6.5) | 4(7.6) | 5(13.4) | | 11.10 |
| | | Sectional time (s) | 12.30 | 15.09 | 15.11 | 15.05 | 15.15 | 15.50 | 15.35 | 15.30 | 15.65 | 16.58 | | |
| | | Cumulative time (s) | 151.08 | 138.78 | 123.69 | 108.58 | 93.53 | 78.38 | 62.88 | 47.53 | 32.23 | 16.58 | 2:31.08 | |
| | | Speed (m/s) | 14.64 | 13.25 | 13.24 | 13.29 | 13.20 | 12.90 | 13.03 | 13.07 | 12.78 | 12.06 | 13.11 | |
| | | Stride length (m) | 6.00 | 5.84 | 5.94 | 5.96 | 5.95 | 5.82 | 5.80 | 5.63 | 5.66 | 5.49 | 5.80 | |
| | | Stride duration (s) | 0.449 | 0.441 | 0.449 | 0.449 | 0.450 | 0.451 | 0.446 | 0.430 | 0.443 | 0.455 | 0.443 | |
| | | Stride efficiency (%) | 56.29 | 53.38 | 55.08 | 55.60 | 55.26 | 52.96 | 52.62 | 49.44 | 49.99 | 47.08 | 52.61 | |
| | | Stride count | 29.99 | 34.22 | 33.69 | 33.53 | 33.63 | 34.36 | 34.46 | 35.56 | 35.36 | 36.44 | 341.24 | |

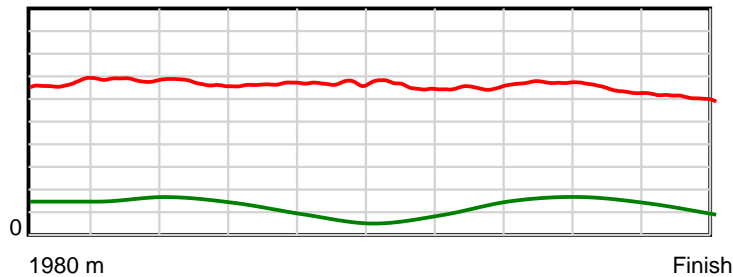
10 m Stride length



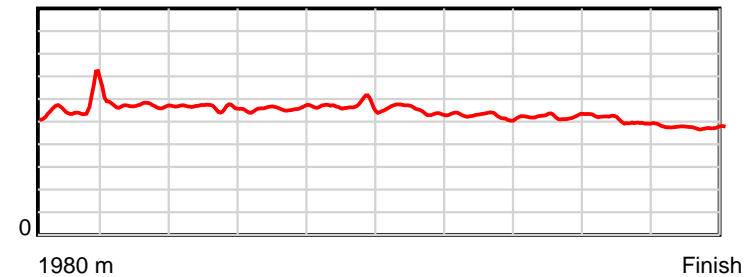
0.6 s Stride duration



20 m/sec Speed



100 % Stride efficiency



Note: Horizontal distance axis grid lines are 200m furlongs.

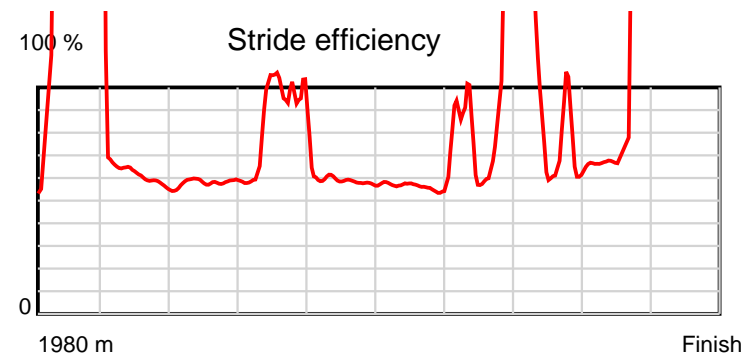
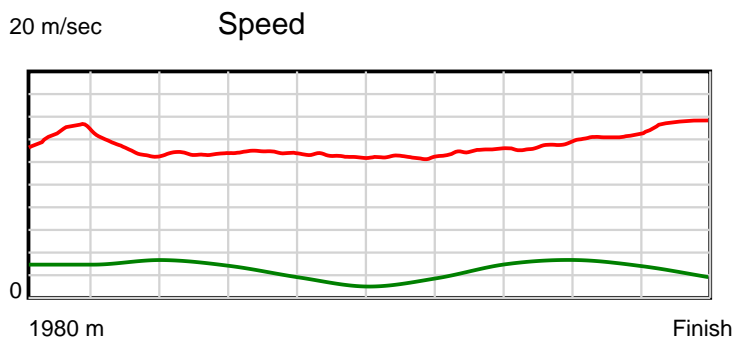
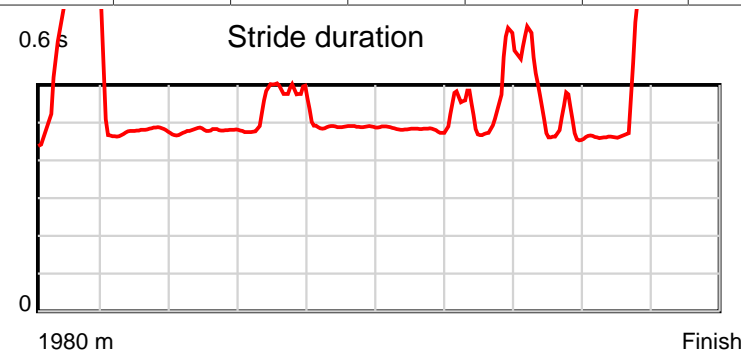
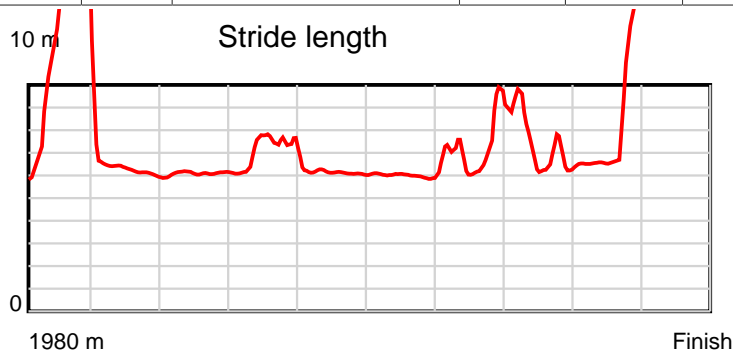
Disclaimer.

HRNZ and NZMTC and Thoroughbred Ratings Pty Ltd accepts no responsibility for the completeness or accuracy of any of the information contained herein, and makes no representations about its suitability for any particular purpose. Users should make their own judgements about those matters and/or seek independent advice. You assume all risks associated with use of the data provided on this page.

Race Results

December 10, 2023, Race 3, , Distance 1980m, Addington - Survey 1980m

| Result | TAB no. | Horse (Barrier) | 1980 to | 1800m to | 1600m to | 1400m to | 1200m to | 1000m to | 800m to | 600m to | 400m to | 200m to | Total or | Margin |
|--------|---------|------------------------------|--------------|--------------|--------------|--------------|--------------|-------------|-------------|-------------|-------------|-----------|----------------|--------|
| 1st | 4 | We Walk By Fai... (4) | 1800m | 1600m | 1400m | 1200m | 1000m | 800m | 600m | 400m | 200m | WP | Average | |
| | | Position in running (margin) | - | 1(0.0) | 2(2.2) | 2(2.2) | 2(2.1) | 3(1.5) | 2(1.8) | 2(1.4) | 2(1.8) | 2(1.8) | | 0.00 |
| | | Sectional time (s) | 11.94 | 15.36 | 15.74 | 15.41 | 15.72 | 15.92 | 15.33 | 15.06 | 13.95 | 12.72 | | |
| | | Cumulative time (s) | 147.15 | 135.21 | 119.85 | 104.11 | 88.70 | 72.98 | 57.06 | 41.73 | 26.67 | 12.72 | 2:27.15 | |
| | | Speed (m/s) | 15.08 | 13.02 | 12.71 | 12.98 | 12.72 | 12.56 | 13.05 | 13.28 | 14.34 | 15.72 | 13.46 | |
| | | Stride length (m) | 9.12 | 6.20 | 6.09 | 6.69 | 6.22 | 6.06 | 6.68 | 6.53 | 7.86 | 17.68 | 7.14 | |
| | | Stride duration (s) | 0.605 | 0.476 | 0.479 | 0.515 | 0.489 | 0.482 | 0.512 | 0.492 | 0.548 | 1.125 | 0.531 | |
| | | Stride efficiency (%) | 129.94 | 60.13 | 57.88 | 69.88 | 60.47 | 57.34 | 69.77 | 66.73 | 96.51 | 488.56 | 79.72 | |
| | | Stride count | 19.74 | 32.24 | 32.86 | 29.91 | 32.15 | 33.02 | 29.93 | 30.61 | 25.45 | 11.31 | 277.22 | |



Note: Horizontal distance axis grid lines are 200m furlongs.

Disclaimer.

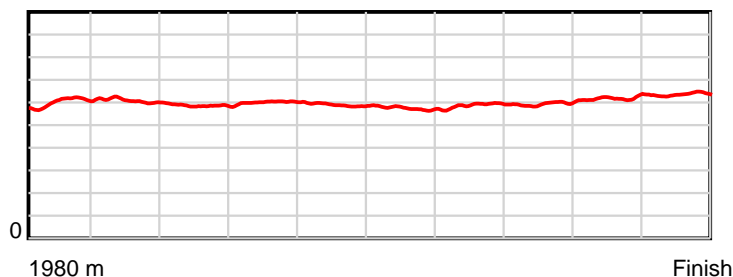
HRNZ and NZMTC and Thoroughbred Ratings Pty Ltd accepts no responsibility for the completeness or accuracy of any of the information contained herein, and makes no representations about its suitability for any particular purpose. Users should make their own judgements about those matters and/or seek independent advice. You assume all risks associated with use of the data provided on this page.

Race Results

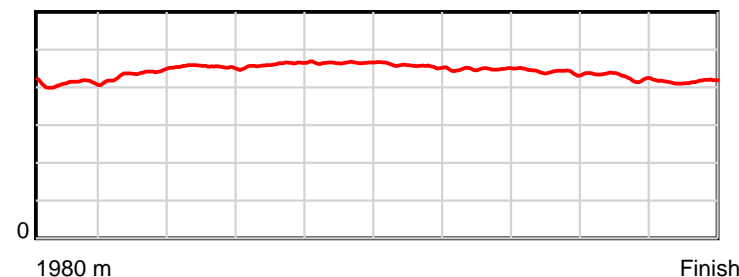
December 10, 2023, Race 3, , Distance 1980m, Addington - Survey 1980m

| Result | TAB no. | Horse (Barrier) | 1980 to | 1800m to | 1600m to | 1400m to | 1200m to | 1000m to | 800m to | 600m to | 400m to | 200m to | Total or | Margin |
|--------|---------|------------------------------|---------|----------|----------|----------|----------|----------|---------|---------|---------|---------|----------|--------|
| 2nd | 5 | Major Hot (5) | 1800m | 1600m | 1400m | 1200m | 1000m | 800m | 600m | 400m | 200m | WP | Average | |
| | | Position in running (margin) | - | 3(1.8) | 1(0.0) | 1(0.0) | 1(0.0) | 1(0.0) | 1(0.0) | 1(0.0) | 1(0.0) | 1(0.0) | | 0.80 |
| | | Sectional time (s) | 12.31 | 14.68 | 15.74 | 15.42 | 15.82 | 15.87 | 15.40 | 15.01 | 13.95 | 13.10 | | |
| | | Cumulative time (s) | 147.30 | 134.99 | 120.31 | 104.57 | 89.15 | 73.33 | 57.46 | 42.06 | 27.05 | 13.10 | 2:27.30 | |
| | | Speed (m/s) | 14.62 | 13.62 | 12.71 | 12.97 | 12.64 | 12.60 | 12.99 | 13.32 | 14.34 | 15.27 | 13.44 | |
| | | Stride length (m) | 6.00 | 5.95 | 5.77 | 5.98 | 5.87 | 5.77 | 5.82 | 5.88 | 6.14 | 6.33 | 5.95 | |
| | | Stride duration (s) | 0.409 | 0.436 | 0.454 | 0.461 | 0.465 | 0.457 | 0.448 | 0.441 | 0.428 | 0.415 | 0.442 | |
| | | Stride efficiency (%) | 56.35 | 55.25 | 52.04 | 55.89 | 53.92 | 51.94 | 52.85 | 54.07 | 58.87 | 62.60 | 55.24 | |
| | | Stride count | 29.98 | 33.64 | 34.66 | 33.44 | 34.05 | 34.69 | 34.39 | 34.00 | 32.58 | 31.60 | 333.03 | |

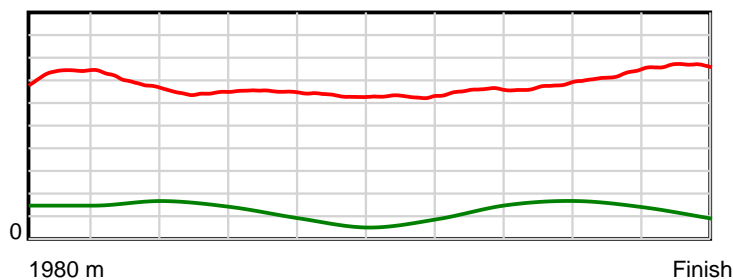
10 m Stride length



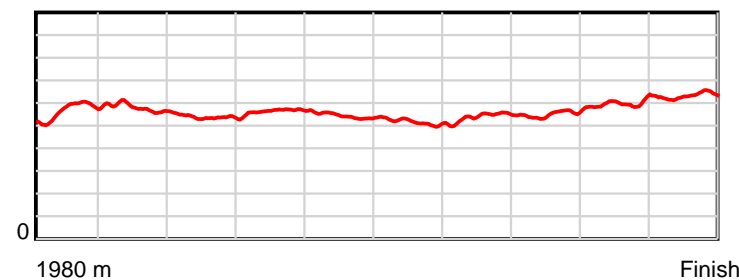
0.6 s Stride duration



20 m/sec Speed



100 % Stride efficiency



Note: Horizontal distance axis grid lines are 200m furlongs.

Disclaimer.

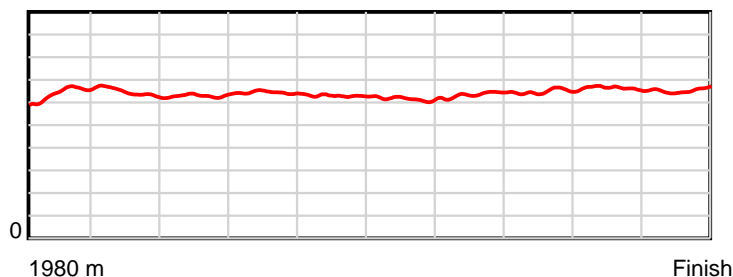
HRNZ and NZMTC and Thoroughbred Ratings Pty Ltd accepts no responsibility for the completeness or accuracy of any of the information contained herein, and makes no representations about its suitability for any particular purpose. Users should make their own judgements about those matters and/or seek independent advice. You assume all risks associated with use of the data provided on this page.

Race Results

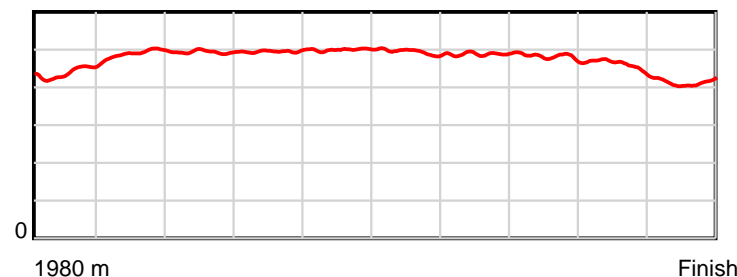
December 10, 2023, Race 3, , Distance 1980m, Addington - Survey 1980m

| Result | TAB no. | Horse (Barrier) | 1980 to | 1800m to | 1600m to | 1400m to | 1200m to | 1000m to | 800m to | 600m to | 400m to | 200m to | Total or | Margin |
|--------|---------|------------------------------|---------|----------|----------|----------|----------|----------|---------|---------|---------|---------|----------|--------|
| 3rd | 2 | Dreams Are Fre... (2) | 1800m | 1600m | 1400m | 1200m | 1000m | 800m | 600m | 400m | 200m | WP | Average | |
| | | Position in running (margin) | - | 2(1.7) | 3(4.1) | 3(4.2) | 3(3.6) | 4(3.6) | 5(3.9) | 5(3.5) | 5(3.3) | 3(3.3) | | 0.90 |
| | | Sectional time (s) | 12.31 | 15.39 | 15.77 | 15.32 | 15.81 | 15.91 | 15.33 | 14.97 | 13.95 | 12.55 | | |
| | | Cumulative time (s) | 147.31 | 135.00 | 119.61 | 103.84 | 88.52 | 72.71 | 56.80 | 41.47 | 26.50 | 12.55 | 2:27.31 | |
| | | Speed (m/s) | 14.62 | 13.00 | 12.68 | 13.05 | 12.65 | 12.57 | 13.05 | 13.36 | 14.34 | 15.94 | 13.44 | |
| | | Stride length (m) | 6.47 | 6.38 | 6.26 | 6.47 | 6.32 | 6.21 | 6.37 | 6.42 | 6.57 | 6.60 | 6.40 | |
| | | Stride duration (s) | 0.439 | 0.491 | 0.494 | 0.495 | 0.499 | 0.494 | 0.488 | 0.481 | 0.458 | 0.414 | 0.476 | |
| | | Stride efficiency (%) | 65.33 | 63.66 | 61.25 | 65.36 | 62.33 | 60.30 | 63.38 | 64.46 | 67.42 | 68.03 | 64.08 | |
| | | Stride count | 27.84 | 31.33 | 31.94 | 30.92 | 31.67 | 32.20 | 31.40 | 31.14 | 30.45 | 30.31 | 309.20 | |

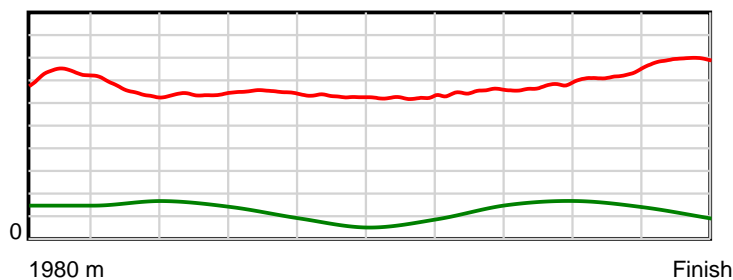
10 m Stride length



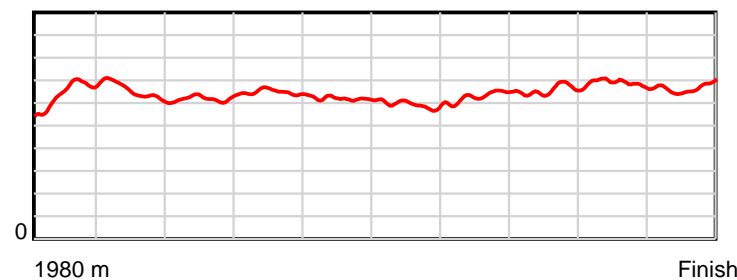
0.6 s Stride duration



20 m/sec Speed



100 % Stride efficiency



Note: Horizontal distance axis grid lines are 200m furlongs.

Disclaimer.

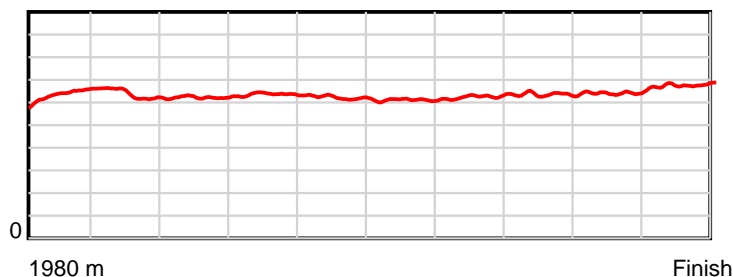
HRNZ and NZMTC and Thoroughbred Ratings Pty Ltd accepts no responsibility for the completeness or accuracy of any of the information contained herein, and makes no representations about its suitability for any particular purpose. Users should make their own judgements about those matters and/or seek independent advice. You assume all risks associated with use of the data provided on this page.

Race Results

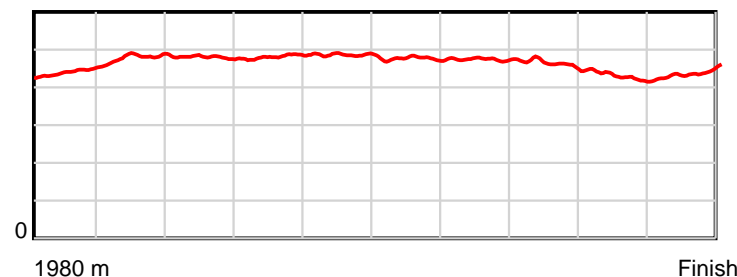
December 10, 2023, Race 3, , Distance 1980m, Addington - Survey 1980m

| Result | TAB no. | Horse (Barrier) | 1980 to | 1800m to | 1600m to | 1400m to | 1200m to | 1000m to | 800m to | 600m to | 400m to | 200m to | Total or | Margin |
|--------|---------|------------------------------|---------|----------|----------|----------|----------|----------|---------|---------|---------|---------|----------|--------|
| 4th | 3 | Ragazzo Major (3) | 1800m | 1600m | 1400m | 1200m | 1000m | 800m | 600m | 400m | 200m | WP | Average | |
| | | Position in running (margin) | - | 4(3.7) | 4(6.0) | 4(6.2) | 6(5.5) | 6(5.2) | 6(4.9) | 6(4.7) | 5(3.5) | | | 3.60 |
| | | Sectional time (s) | 12.42 | 15.37 | 15.77 | 15.31 | 15.82 | 15.82 | 15.34 | 14.98 | 13.77 | 13.19 | | |
| | | Cumulative time (s) | 147.79 | 135.37 | 120.00 | 104.23 | 88.92 | 73.10 | 57.28 | 41.94 | 26.96 | 13.19 | 2:27.79 | |
| | | Speed (m/s) | 14.49 | 13.01 | 12.68 | 13.06 | 12.64 | 12.64 | 13.04 | 13.35 | 14.52 | 15.16 | 13.40 | |
| | | Stride length (m) | 6.32 | 6.24 | 6.08 | 6.28 | 6.15 | 6.01 | 6.18 | 6.18 | 6.23 | 6.65 | 6.23 | |
| | | Stride duration (s) | 0.440 | 0.480 | 0.479 | 0.481 | 0.486 | 0.475 | 0.474 | 0.463 | 0.429 | 0.439 | 0.465 | |
| | | Stride efficiency (%) | 62.47 | 60.93 | 57.72 | 61.67 | 59.02 | 56.45 | 59.76 | 59.66 | 60.61 | 69.12 | 60.60 | |
| | | Stride count | 28.47 | 32.03 | 32.91 | 31.84 | 32.54 | 33.27 | 32.34 | 32.37 | 32.11 | 30.07 | 317.95 | |

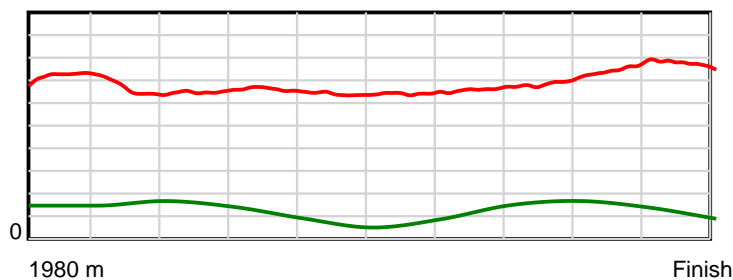
10 m Stride length



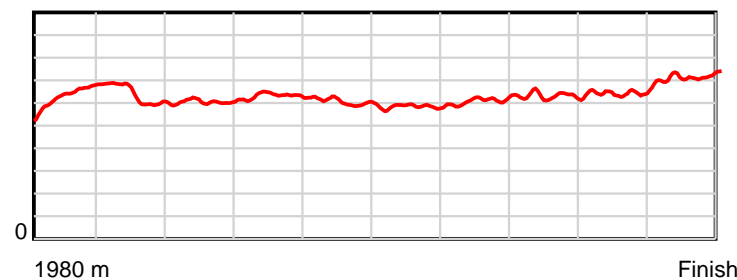
0.6 s Stride duration



20 m/sec Speed



100 % Stride efficiency



Note: Horizontal distance axis grid lines are 200m furlongs.

Disclaimer.

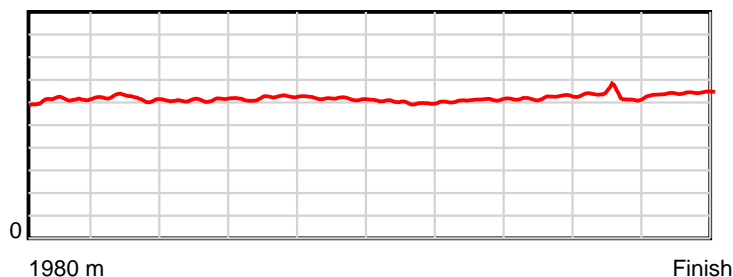
HRNZ and NZMTC and Thoroughbred Ratings Pty Ltd accepts no responsibility for the completeness or accuracy of any of the information contained herein, and makes no representations about its suitability for any particular purpose. Users should make their own judgements about those matters and/or seek independent advice. You assume all risks associated with use of the data provided on this page.

Race Results

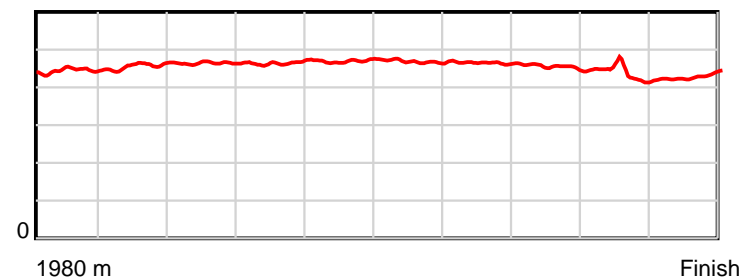
December 10, 2023, Race 3, , Distance 1980m, Addington - Survey 1980m

| Result | TAB no. | Horse (Barrier) | 1980 to | 1800m to | 1600m to | 1400m to | 1200m to | 1000m to | 800m to | 600m to | 400m to | 200m to | Total or | Margin |
|--------|---------|------------------------------|--------------|--------------|--------------|--------------|--------------|-------------|-------------|-------------|-------------|-----------|----------------|--------|
| 5th | 7 | It's Tough (7) | 1800m | 1600m | 1400m | 1200m | 1000m | 800m | 600m | 400m | 200m | WP | Average | |
| | | Position in running (margin) | - | 7(8.2) | 7(8.6) | 6(7.6) | 5(5.2) | 5(3.8) | 4(3.6) | 4(3.2) | 4(2.4) | 6(3.9) | | 5.80 |
| | | Sectional time (s) | 13.33 | 15.04 | 15.59 | 15.03 | 15.58 | 15.84 | 15.32 | 14.88 | 14.20 | 13.38 | | |
| | | Cumulative time (s) | 148.19 | 134.86 | 119.82 | 104.23 | 89.20 | 73.62 | 57.78 | 42.46 | 27.58 | 13.38 | 2:28.19 | |
| | | Speed (m/s) | 13.50 | 13.30 | 12.83 | 13.31 | 12.84 | 12.63 | 13.05 | 13.44 | 14.08 | 14.95 | 13.36 | |
| | | Stride length (m) | 6.10 | 6.06 | 5.95 | 6.18 | 6.03 | 5.91 | 6.07 | 6.10 | 6.12 | 6.43 | 6.09 | |
| | | Stride duration (s) | 0.444 | 0.456 | 0.464 | 0.464 | 0.470 | 0.468 | 0.465 | 0.454 | 0.434 | 0.430 | 0.456 | |
| | | Stride efficiency (%) | 58.11 | 57.41 | 55.40 | 59.66 | 56.75 | 54.65 | 57.51 | 58.14 | 58.51 | 64.67 | 57.99 | |
| | | Stride count | 29.52 | 33.00 | 33.59 | 32.37 | 33.19 | 33.82 | 32.97 | 32.79 | 32.68 | 31.09 | 325.02 | |

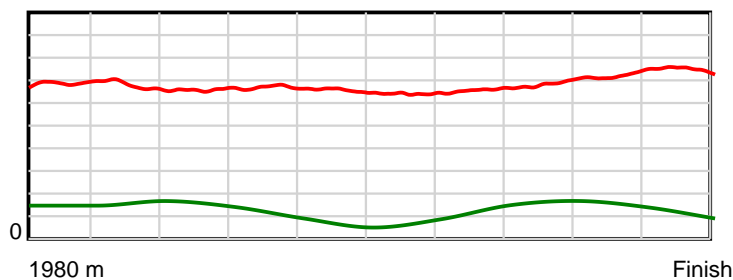
10 m Stride length



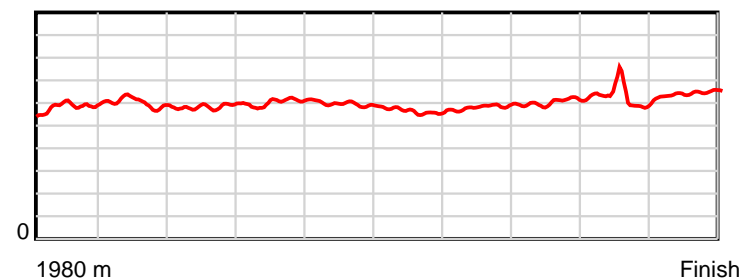
0.6 s Stride duration



20 m/sec Speed



100 % Stride efficiency



Note: Horizontal distance axis grid lines are 200m furlongs.

Disclaimer.

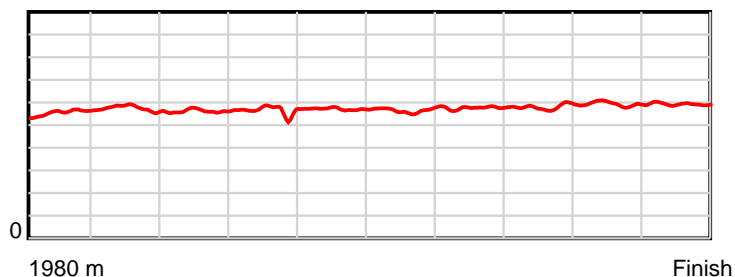
HRNZ and NZMTC and Thoroughbred Ratings Pty Ltd accepts no responsibility for the completeness or accuracy of any of the information contained herein, and makes no representations about its suitability for any particular purpose. Users should make their own judgements about those matters and/or seek independent advice. You assume all risks associated with use of the data provided on this page.

Race Results

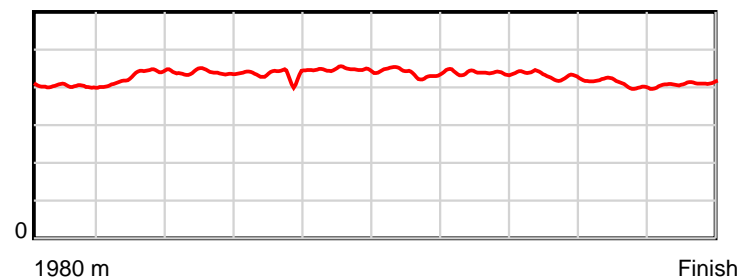
December 10, 2023, Race 3, , Distance 1980m, Addington - Survey 1980m

| Result | TAB no. | Horse (Barrier) | 1980 to | 1800m to | 1600m to | 1400m to | 1200m to | 1000m to | 800m to | 600m to | 400m to | 200m to | Total or | Margin |
|--------|---------|------------------------------|---------|----------|----------|----------|----------|----------|---------|---------|---------|---------|----------|--------|
| 6th | 1 | Reiver (1) | 1800m | 1600m | 1400m | 1200m | 1000m | 800m | 600m | 400m | 200m | WP | Average | |
| | | Position in running (margin) | - | 6(7.4) | 6(8.2) | 7(7.9) | 7(8.0) | 7(7.6) | 7(5.9) | 7(5.3) | 7(5.4) | 7(6.0) | | 10.00 |
| | | Sectional time (s) | 13.17 | 15.13 | 15.68 | 15.44 | 15.75 | 15.58 | 15.31 | 15.02 | 14.05 | 13.82 | | |
| | | Cumulative time (s) | 148.95 | 135.78 | 120.65 | 104.97 | 89.53 | 73.78 | 58.20 | 42.89 | 27.87 | 13.82 | 2:28.95 | |
| | | Speed (m/s) | 13.67 | 13.22 | 12.76 | 12.95 | 12.70 | 12.84 | 13.06 | 13.32 | 14.23 | 14.47 | 13.29 | |
| | | Stride length (m) | 5.60 | 5.68 | 5.60 | 5.63 | 5.67 | 5.64 | 5.73 | 5.74 | 5.83 | 5.94 | 5.71 | |
| | | Stride duration (s) | 0.403 | 0.430 | 0.439 | 0.434 | 0.447 | 0.439 | 0.438 | 0.431 | 0.410 | 0.411 | 0.429 | |
| | | Stride efficiency (%) | 49.01 | 50.49 | 48.94 | 49.45 | 50.25 | 49.65 | 51.28 | 51.48 | 53.12 | 55.20 | 50.86 | |
| | | Stride count | 32.14 | 35.18 | 35.74 | 35.55 | 35.27 | 35.48 | 34.91 | 34.84 | 34.30 | 33.65 | 347.06 | |

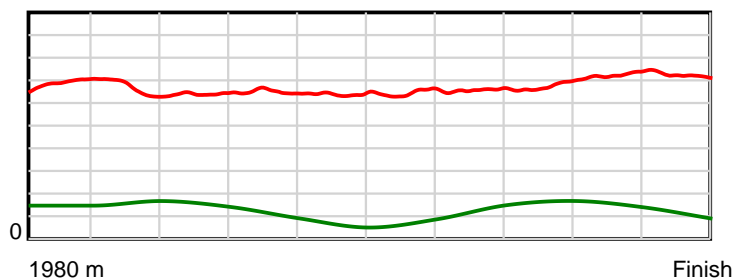
10 m Stride length



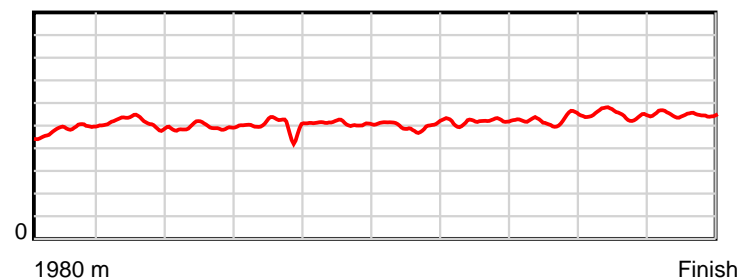
0.6 s Stride duration



20 m/sec Speed



100 % Stride efficiency



Note: Horizontal distance axis grid lines are 200m furlongs.

Disclaimer.

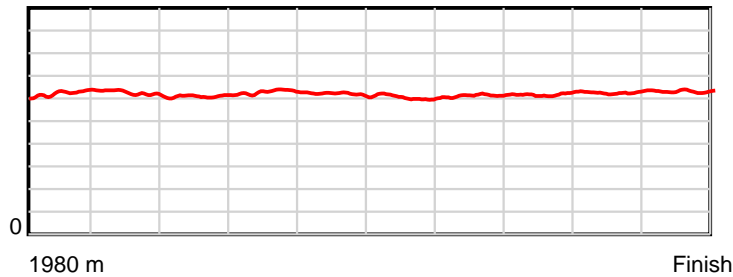
HRNZ and NZMTC and Thoroughbred Ratings Pty Ltd accepts no responsibility for the completeness or accuracy of any of the information contained herein, and makes no representations about its suitability for any particular purpose. Users should make their own judgements about those matters and/or seek independent advice. You assume all risks associated with use of the data provided on this page.

Race Results

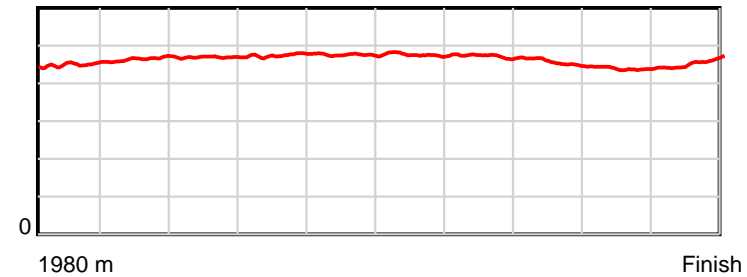
December 10, 2023, Race 3, , Distance 1980m, Addington - Survey 1980m

| Result | TAB no. | Horse (Barrier) | 1980 to | 1800m to | 1600m to | 1400m to | 1200m to | 1000m to | 800m to | 600m to | 400m to | 200m to | Total or | Margin |
|--------|---------|------------------------------|---------|----------|----------|----------|----------|----------|---------|---------|---------|---------|----------|--------|
| 7th | 6 | Art Jordan (6) | 1800m | 1600m | 1400m | 1200m | 1000m | 800m | 600m | 400m | 200m | WP | Average | |
| | | Position in running (margin) | - | 5(6.6) | 5(7.9) | 5(6.3) | 4(3.8) | 2(1.5) | 3(2.2) | 3(1.8) | 3(2.0) | 4(3.5) | | 10.30 |
| | | Sectional time (s) | 12.83 | 15.20 | 15.47 | 15.01 | 15.44 | 15.98 | 15.34 | 15.04 | 14.19 | 14.50 | | |
| | | Cumulative time (s) | 149.00 | 136.17 | 120.97 | 105.50 | 90.49 | 75.05 | 59.07 | 43.73 | 28.69 | 14.50 | 2:29.00 | |
| | | Speed (m/s) | 14.03 | 13.16 | 12.93 | 13.32 | 12.95 | 12.52 | 13.04 | 13.30 | 14.09 | 13.79 | 13.29 | |
| | | Stride length (m) | 6.28 | 6.11 | 6.06 | 6.32 | 6.16 | 5.96 | 6.16 | 6.05 | 6.19 | 6.28 | 6.15 | |
| | | Stride duration (s) | 0.450 | 0.465 | 0.469 | 0.474 | 0.475 | 0.476 | 0.472 | 0.455 | 0.439 | 0.456 | 0.463 | |
| | | Stride efficiency (%) | 61.64 | 58.39 | 57.38 | 62.40 | 59.21 | 55.42 | 59.27 | 57.18 | 59.79 | 61.70 | 59.16 | |
| | | Stride count | 28.66 | 32.72 | 33.00 | 31.65 | 32.49 | 33.58 | 32.48 | 33.06 | 32.33 | 31.83 | 321.80 | |

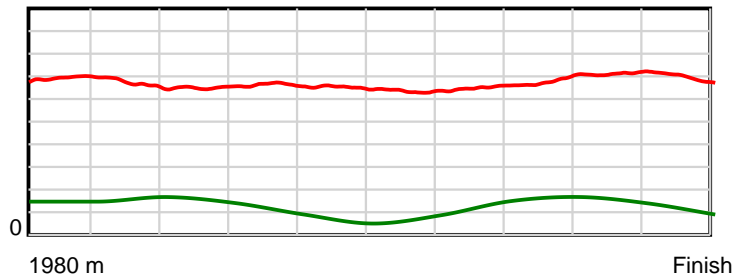
10 m Stride length



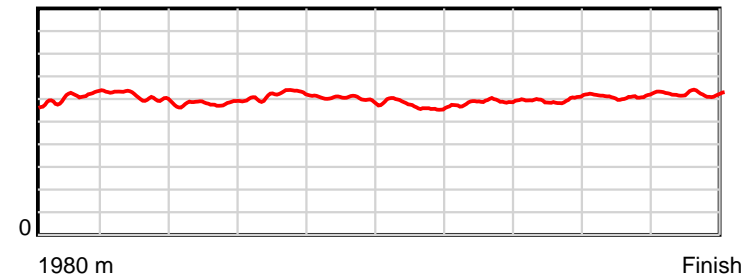
0.6 s Stride duration



20 m/sec Speed



100 % Stride efficiency



Note: Horizontal distance axis grid lines are 200m furlongs.

Disclaimer.

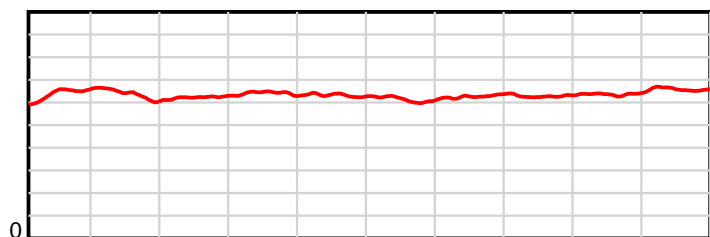
HRNZ and NZMTC and Thoroughbred Ratings Pty Ltd accepts no responsibility for the completeness or accuracy of any of the information contained herein, and makes no representations about its suitability for any particular purpose. Users should make their own judgements about those matters and/or seek independent advice. You assume all risks associated with use of the data provided on this page.

Race Results

December 10, 2023, Race 4, K B ELECTRICS ACE OF HEARTS (2YO FILLIES) MOBILE TROT, Distance 1980m, Addington - Survey 1980m

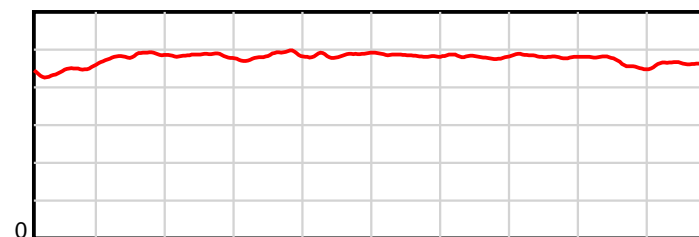
| Result | TAB no. | Horse (Barrier) | 1980 to | 1800m to | 1600m to | 1400m to | 1200m to | 1000m to | 800m to | 600m to | 400m to | 200m to | Total or | Margin |
|--------|---------|------------------------------|--------------|--------------|--------------|--------------|--------------|-------------|-------------|-------------|-------------|-----------|----------------|--------|
| 1st | 3 | Empire City (3) | 1800m | 1600m | 1400m | 1200m | 1000m | 800m | 600m | 400m | 200m | WP | Average | |
| | | Position in running (margin) | - | 1(0.0) | 1(0.0) | 1(0.0) | 1(0.0) | 1(0.0) | 1(0.0) | 1(0.0) | 1(0.0) | 1(0.0) | | 0.00 |
| | | Sectional time (s) | 12.53 | 15.43 | 15.78 | 15.17 | 15.42 | 15.66 | 15.37 | 15.53 | 14.74 | 14.08 | | |
| | | Cumulative time (s) | 149.71 | 137.18 | 121.75 | 105.97 | 90.80 | 75.38 | 59.72 | 44.35 | 28.82 | 14.08 | 2:29.71 | |
| | | Speed (m/s) | 14.37 | 12.96 | 12.67 | 13.18 | 12.97 | 12.77 | 13.01 | 12.88 | 13.57 | 14.20 | 13.23 | |
| | | Stride length (m) | 6.41 | 6.28 | 6.13 | 6.39 | 6.31 | 6.19 | 6.26 | 6.21 | 6.31 | 6.61 | 6.31 | |
| | | Stride duration (s) | 0.444 | 0.485 | 0.484 | 0.484 | 0.486 | 0.484 | 0.481 | 0.482 | 0.465 | 0.465 | 0.477 | |
| | | Stride efficiency (%) | 64.20 | 61.69 | 58.77 | 63.77 | 62.20 | 59.81 | 61.15 | 60.17 | 62.28 | 68.29 | 62.14 | |
| | | Stride count | 28.08 | 31.83 | 32.61 | 31.31 | 31.70 | 32.33 | 31.97 | 32.23 | 31.68 | 30.25 | 313.99 | |

10 m Stride length



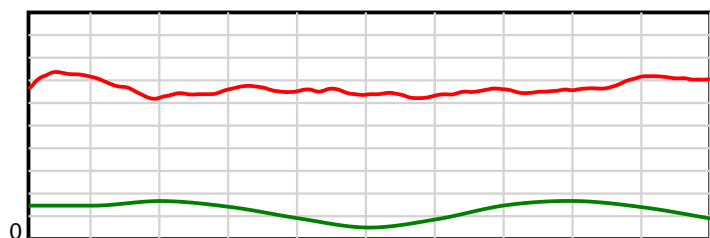
1980 m Finish

0.6 s Stride duration



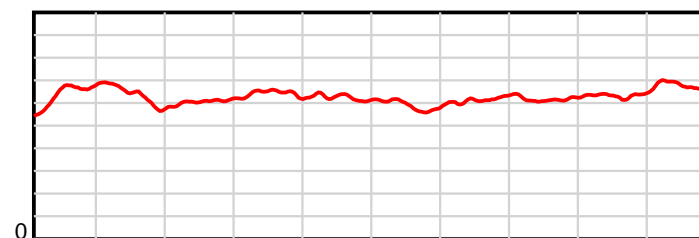
1980 m Finish

20 m/sec Speed



1980 m Finish

100 % Stride efficiency



1980 m Finish

Note: Horizontal distance axis grid lines are 200m furlongs.

Disclaimer.

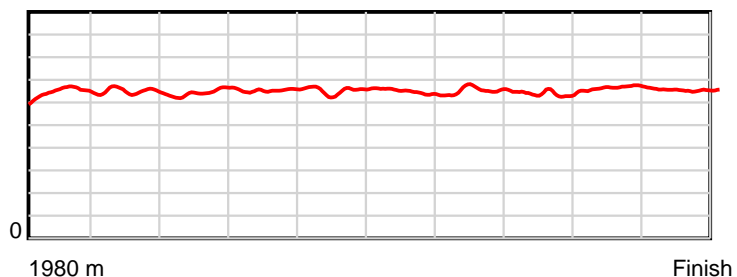
HRNZ and NZMTC and Thoroughbred Ratings Pty Ltd accepts no responsibility for the completeness or accuracy of any of the information contained herein, and makes no representations about its suitability for any particular purpose. Users should make their own judgements about those matters and/or seek independent advice. You assume all risks associated with use of the data provided on this page.

Race Results

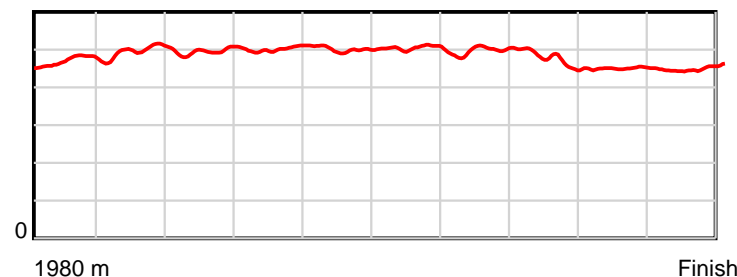
December 10, 2023, Race 4, K B ELECTRICS ACE OF HEARTS (2YO FILLIES) MOBILE TROT, Distance 1980m, Addington - Survey 1980m

| Result | TAB no. | Horse (Barrier) | 1980 to | 1800m to | 1600m to | 1400m to | 1200m to | 1000m to | 800m to | 600m to | 400m to | 200m to | Total or | Margin |
|--------|---------|------------------------------|---------|----------|----------|----------|----------|----------|---------|---------|---------|---------|----------|--------|
| 2nd | 10 | Lucky Mum (10) | 1800m | 1600m | 1400m | 1200m | 1000m | 800m | 600m | 400m | 200m | WP | Average | |
| | | Position in running (margin) | - | 7(5.7) | 8(6.5) | 9(7.4) | 10(8.1) | 10(9.1) | 10(9.5) | 9(8.4) | 8(7.2) | 4(3.9) | | 1.20 |
| | | Sectional time (s) | 13.46 | 15.56 | 15.92 | 15.28 | 15.59 | 15.72 | 15.20 | 15.32 | 14.19 | 13.68 | | |
| | | Cumulative time (s) | 149.92 | 136.46 | 120.90 | 104.98 | 89.70 | 74.11 | 58.39 | 43.19 | 27.87 | 13.68 | 2:29.92 | |
| | | Speed (m/s) | 13.37 | 12.85 | 12.56 | 13.09 | 12.83 | 12.72 | 13.16 | 13.05 | 14.09 | 14.62 | 13.21 | |
| | | Stride length (m) | 6.51 | 6.38 | 6.22 | 6.57 | 6.42 | 6.41 | 6.55 | 6.17 | 6.34 | 6.57 | 6.41 | |
| | | Stride duration (s) | 0.471 | 0.496 | 0.496 | 0.502 | 0.500 | 0.504 | 0.498 | 0.473 | 0.450 | 0.450 | 0.485 | |
| | | Stride efficiency (%) | 66.15 | 63.64 | 60.54 | 67.35 | 64.39 | 64.20 | 67.03 | 59.51 | 62.88 | 67.55 | 64.22 | |
| | | Stride count | 27.67 | 31.34 | 32.13 | 30.46 | 31.16 | 31.20 | 30.54 | 32.41 | 31.53 | 30.42 | 308.86 | |

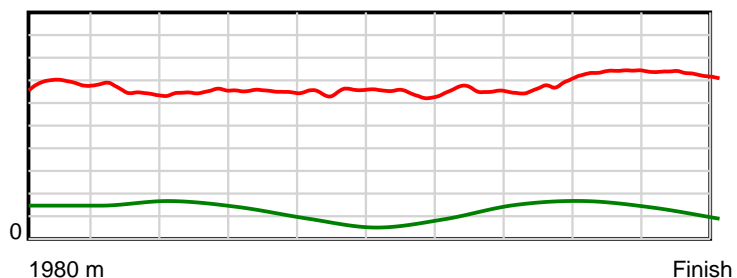
10 m Stride length



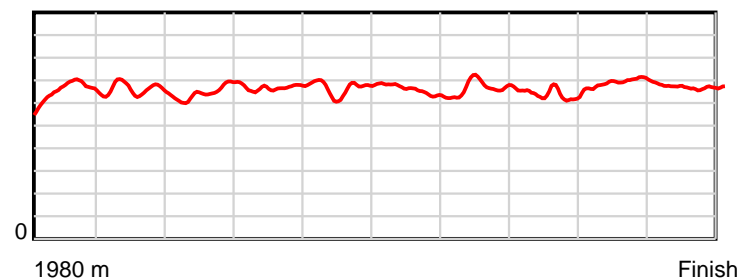
0.6 s Stride duration



20 m/sec Speed



100 % Stride efficiency



Note: Horizontal distance axis grid lines are 200m furlongs.

Disclaimer.

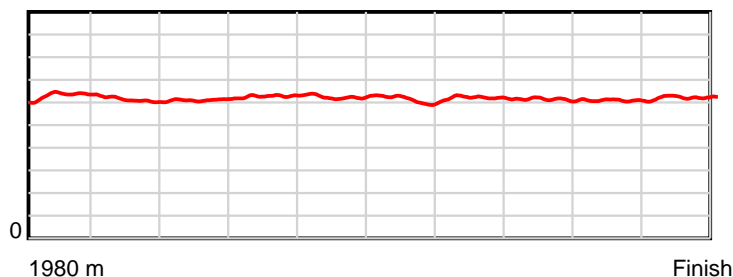
HRNZ and NZMTC and Thoroughbred Ratings Pty Ltd accepts no responsibility for the completeness or accuracy of any of the information contained herein, and makes no representations about its suitability for any particular purpose. Users should make their own judgements about those matters and/or seek independent advice. You assume all risks associated with use of the data provided on this page.

Race Results

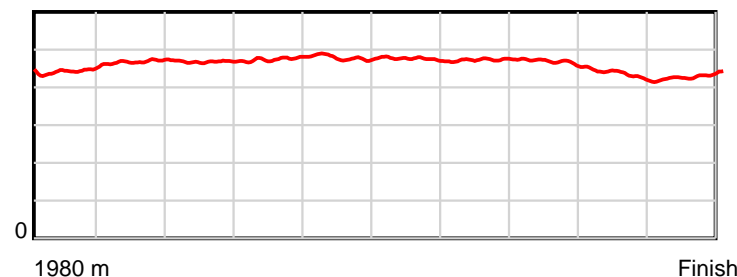
December 10, 2023, Race 4, K B ELECTRICS ACE OF HEARTS (2YO FILLIES) MOBILE TROT, Distance 1980m, Addington - Survey 1980m

| Result | TAB no. | Horse (Barrier) | 1980 to | 1800m to | 1600m to | 1400m to | 1200m to | 1000m to | 800m to | 600m to | 400m to | 200m to | Total or | Margin |
|--------|---------|------------------------------|---------|----------|----------|----------|----------|----------|---------|---------|---------|---------|----------|--------|
| 3rd | 5 | Princess Sadie (5) | 1800m | 1600m | 1400m | 1200m | 1000m | 800m | 600m | 400m | 200m | WP | Average | |
| | | Position in running (margin) | - | 2(0.6) | 3(3.0) | 5(4.2) | 6(4.7) | 6(5.7) | 6(5.1) | 6(4.6) | 6(5.1) | 5(4.3) | | 1.50 |
| | | Sectional time (s) | 12.43 | 15.83 | 15.97 | 15.26 | 15.58 | 15.56 | 15.29 | 15.61 | 14.61 | 13.85 | | |
| | | Cumulative time (s) | 149.99 | 137.56 | 121.73 | 105.76 | 90.50 | 74.92 | 59.36 | 44.07 | 28.46 | 13.85 | 2:29.99 | |
| | | Speed (m/s) | 14.48 | 12.63 | 12.52 | 13.11 | 12.84 | 12.85 | 13.08 | 12.81 | 13.69 | 14.44 | 13.20 | |
| | | Stride length (m) | 6.30 | 5.91 | 5.87 | 6.23 | 6.14 | 6.11 | 6.19 | 5.98 | 5.92 | 6.22 | 6.08 | |
| | | Stride duration (s) | 0.443 | 0.468 | 0.468 | 0.475 | 0.479 | 0.475 | 0.473 | 0.467 | 0.432 | 0.431 | 0.461 | |
| | | Stride efficiency (%) | 62.06 | 54.61 | 53.79 | 60.67 | 58.99 | 58.24 | 59.78 | 55.90 | 54.68 | 60.42 | 57.77 | |
| | | Stride count | 28.56 | 33.83 | 34.09 | 32.10 | 32.55 | 32.76 | 32.34 | 33.44 | 33.81 | 32.16 | 325.64 | |

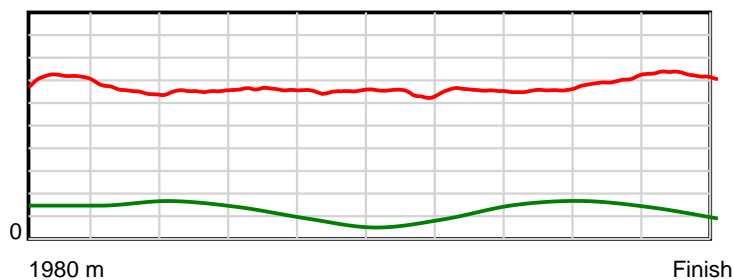
10 m Stride length



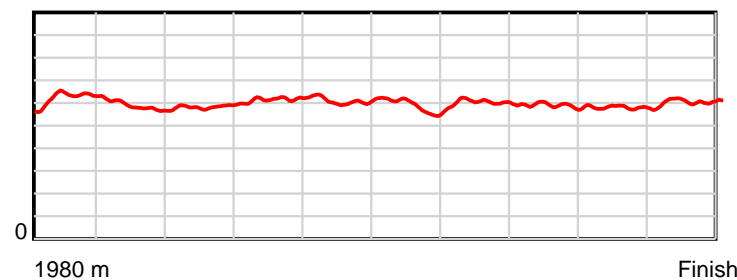
0.6 s Stride duration



20 m/sec Speed



100 % Stride efficiency



Note: Horizontal distance axis grid lines are 200m furlongs.

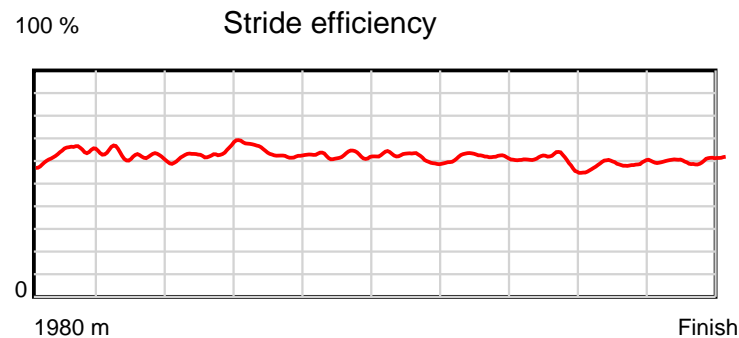
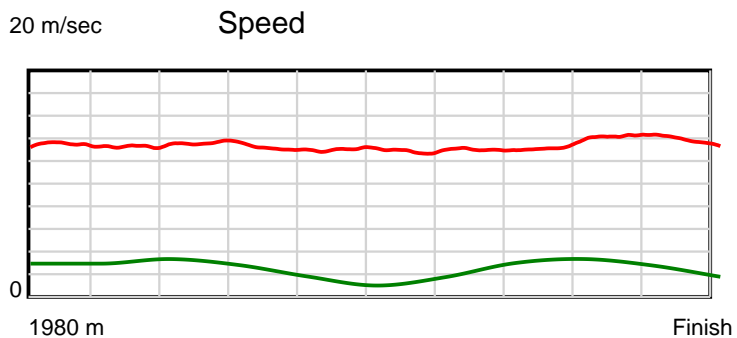
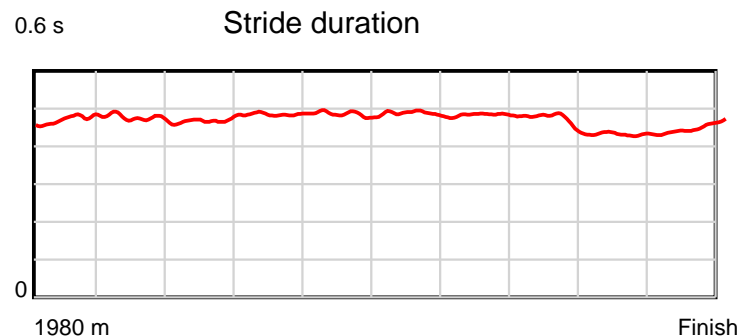
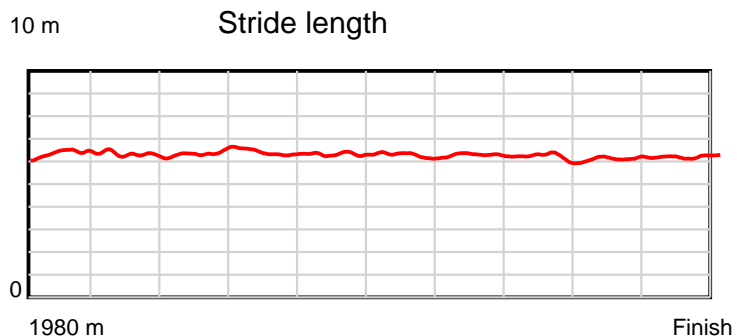
Disclaimer.

HRNZ and NZMTC and Thoroughbred Ratings Pty Ltd accepts no responsibility for the completeness or accuracy of any of the information contained herein, and makes no representations about its suitability for any particular purpose. Users should make their own judgements about those matters and/or seek independent advice. You assume all risks associated with use of the data provided on this page.

Race Results

December 10, 2023, Race 4, K B ELECTRICS ACE OF HEARTS (2YO FILLIES) MOBILE TROT, Distance 1980m, Addington - Survey 1980m

| Result | TAB no. | Horse (Barrier) | 1980 to | 1800m to | 1600m to | 1400m to | 1200m to | 1000m to | 800m to | 600m to | 400m to | 200m to | Total or | Margin |
|--------|---------|------------------------------|--------------|--------------|--------------|--------------|--------------|-------------|-------------|-------------|-------------|-----------|----------------|--------|
| 4th | 6 | High Step (6) | 1800m | 1600m | 1400m | 1200m | 1000m | 800m | 600m | 400m | 200m | WP | Average | |
| | | Position in running (margin) | - | 6(5.2) | 6(6.0) | 3(2.4) | 3(2.4) | 4(3.0) | 4(3.0) | 4(3.2) | 4(3.0) | 2(2.2) | | 3.80 |
| | | Sectional time (s) | 13.24 | 15.57 | 15.17 | 15.17 | 15.52 | 15.66 | 15.39 | 15.51 | 14.60 | 14.57 | | |
| | | Cumulative time (s) | 150.40 | 137.16 | 121.59 | 106.42 | 91.25 | 75.73 | 60.07 | 44.68 | 29.17 | 14.57 | 2:30.40 | |
| | | Speed (m/s) | 13.60 | 12.85 | 13.18 | 13.18 | 12.89 | 12.77 | 13.00 | 12.89 | 13.70 | 13.73 | 13.17 | |
| | | Stride length (m) | 6.43 | 6.11 | 6.18 | 6.40 | 6.25 | 6.22 | 6.28 | 6.02 | 5.92 | 6.20 | 6.20 | |
| | | Stride duration (s) | 0.473 | 0.476 | 0.469 | 0.485 | 0.485 | 0.487 | 0.484 | 0.467 | 0.432 | 0.452 | 0.471 | |
| | | Stride efficiency (%) | 64.61 | 58.34 | 59.72 | 64.01 | 61.02 | 60.50 | 61.70 | 56.72 | 54.73 | 60.09 | 60.00 | |
| | | Stride count | 27.99 | 32.73 | 32.35 | 31.25 | 32.01 | 32.14 | 31.83 | 33.20 | 33.79 | 32.25 | 319.54 | |



Note: Horizontal distance axis grid lines are 200m furlongs.

Disclaimer.

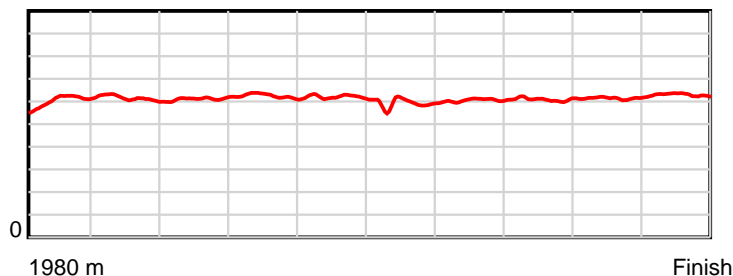
HRNZ and NZMTC and Thoroughbred Ratings Pty Ltd accepts no responsibility for the completeness or accuracy of any of the information contained herein, and makes no representations about its suitability for any particular purpose. Users should make their own judgements about those matters and/or seek independent advice. You assume all risks associated with use of the data provided on this page.

Race Results

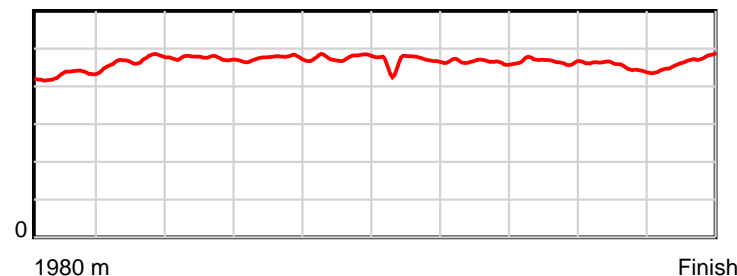
December 10, 2023, Race 4, K B ELECTRICS ACE OF HEARTS (2YO FILLIES) MOBILE TROT, Distance 1980m, Addington - Survey 1980m

| Result | TAB no. | Horse (Barrier) | 1980 to | 1800m to | 1600m to | 1400m to | 1200m to | 1000m to | 800m to | 600m to | 400m to | 200m to | Total or | Margin |
|--------|---------|------------------------------|--------------|--------------|--------------|--------------|--------------|-------------|-------------|-------------|-------------|-----------|----------------|--------|
| 5th | 1 | Freya (1) | 1800m | 1600m | 1400m | 1200m | 1000m | 800m | 600m | 400m | 200m | WP | Average | |
| | | Position in running (margin) | - | 3(1.9) | 2(2.4) | 2(2.2) | 4(2.5) | 3(1.9) | 3(1.8) | 3(1.9) | 3(2.0) | 3(2.8) | | 6.60 |
| | | Sectional time (s) | 12.81 | 15.52 | 15.74 | 15.22 | 15.30 | 15.65 | 15.39 | 15.54 | 14.89 | 14.84 | | |
| | | Cumulative time (s) | 150.90 | 138.09 | 122.57 | 106.83 | 91.61 | 76.31 | 60.66 | 45.27 | 29.73 | 14.84 | 2:30.90 | |
| | | Speed (m/s) | 14.05 | 12.89 | 12.71 | 13.14 | 13.07 | 12.78 | 13.00 | 12.87 | 13.43 | 13.48 | 13.12 | |
| | | Stride length (m) | 6.09 | 6.05 | 6.03 | 6.23 | 6.24 | 5.95 | 6.04 | 6.00 | 6.08 | 6.29 | 6.10 | |
| | | Stride duration (s) | 0.430 | 0.469 | 0.475 | 0.474 | 0.477 | 0.465 | 0.465 | 0.467 | 0.452 | 0.467 | 0.465 | |
| | | Stride efficiency (%) | 57.88 | 57.17 | 56.89 | 60.72 | 60.83 | 55.29 | 57.10 | 56.31 | 57.73 | 61.79 | 58.12 | |
| | | Stride count | 29.58 | 33.06 | 33.15 | 32.08 | 32.05 | 33.62 | 33.09 | 33.32 | 32.91 | 31.81 | 324.67 | |

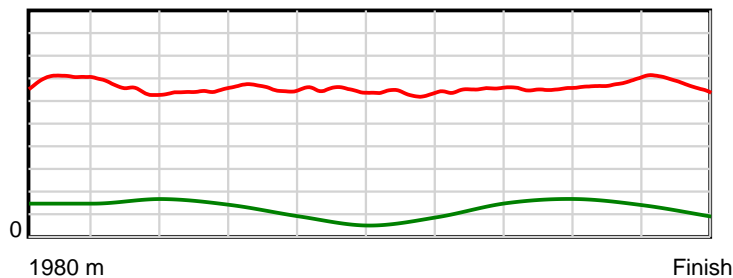
10 m Stride length



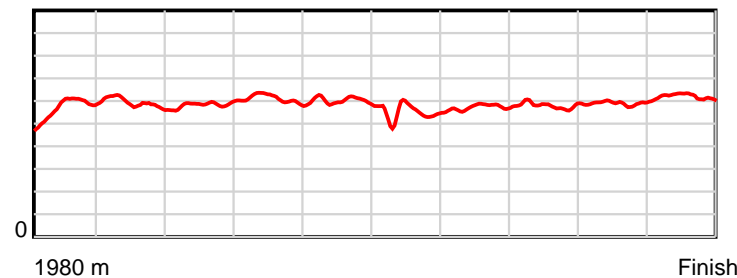
0.6 s Stride duration



20 m/sec Speed



100 % Stride efficiency



Note: Horizontal distance axis grid lines are 200m furlongs.

Disclaimer.

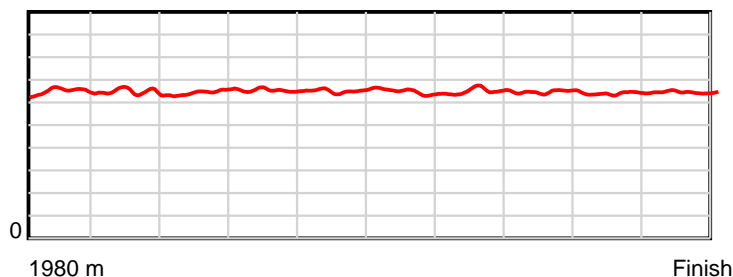
HRNZ and NZMTC and Thoroughbred Ratings Pty Ltd accepts no responsibility for the completeness or accuracy of any of the information contained herein, and makes no representations about its suitability for any particular purpose. Users should make their own judgements about those matters and/or seek independent advice. You assume all risks associated with use of the data provided on this page.

Race Results

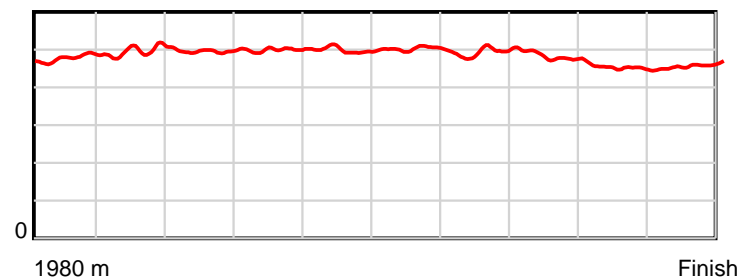
December 10, 2023, Race 4, K B ELECTRICS ACE OF HEARTS (2YO FILLIES) MOBILE TROT, Distance 1980m, Addington - Survey 1980m

| Result | TAB no. | Horse (Barrier) | 1980 to | 1800m to | 1600m to | 1400m to | 1200m to | 1000m to | 800m to | 600m to | 400m to | 200m to | Total or | Margin |
|--------|---------|------------------------------|---------|----------|----------|----------|----------|----------|----------|----------|---------|---------|----------|--------|
| 6th | 11 | Aspirational D... (11) | 1800m | 1600m | 1400m | 1200m | 1000m | 800m | 600m | 400m | 200m | WP | Average | |
| | | Position in running (margin) | - | 10(7.3) | 11(9.1) | 11(9.3) | 11(9.9) | 11(11.2) | 11(11.7) | 11(10.6) | 11(9.2) | 9(8.6) | | 8.50 |
| | | Sectional time (s) | 13.54 | 15.72 | 15.82 | 15.26 | 15.63 | 15.75 | 15.19 | 15.31 | 14.64 | 14.38 | | |
| | | Cumulative time (s) | 151.24 | 137.70 | 121.98 | 106.16 | 90.90 | 75.27 | 59.52 | 44.33 | 29.02 | 14.38 | 2:31.24 | |
| | | Speed (m/s) | 13.30 | 12.72 | 12.64 | 13.11 | 12.80 | 12.70 | 13.17 | 13.06 | 13.66 | 13.91 | 13.09 | |
| | | Stride length (m) | 6.47 | 6.32 | 6.27 | 6.54 | 6.38 | 6.38 | 6.51 | 6.28 | 6.16 | 6.37 | 6.36 | |
| | | Stride duration (s) | 0.478 | 0.497 | 0.496 | 0.499 | 0.499 | 0.502 | 0.494 | 0.481 | 0.451 | 0.458 | 0.486 | |
| | | Stride efficiency (%) | 65.44 | 62.44 | 61.41 | 66.81 | 63.63 | 63.56 | 66.19 | 61.60 | 59.26 | 63.45 | 63.30 | |
| | | Stride count | 27.81 | 31.64 | 31.90 | 30.59 | 31.34 | 31.36 | 30.73 | 31.86 | 32.48 | 31.39 | 311.10 | |

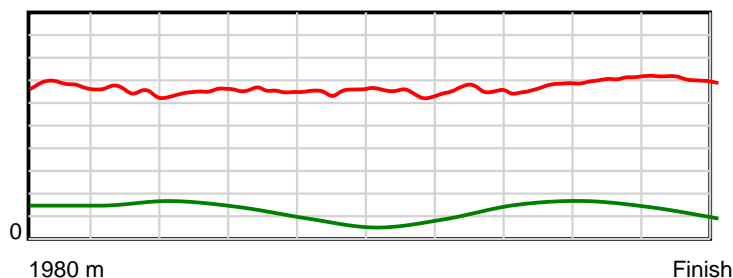
10 m Stride length



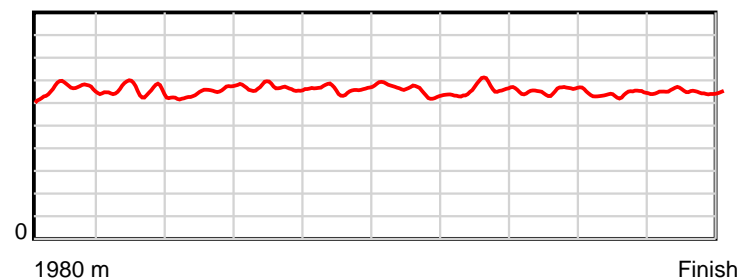
0.6 s Stride duration



20 m/sec Speed



100 % Stride efficiency



Note: Horizontal distance axis grid lines are 200m furlongs.

Disclaimer.

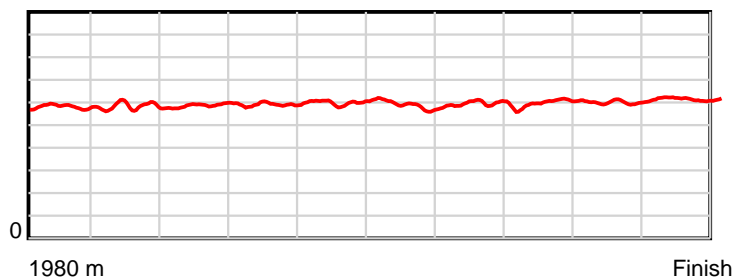
HRNZ and NZMTC and Thoroughbred Ratings Pty Ltd accepts no responsibility for the completeness or accuracy of any of the information contained herein, and makes no representations about its suitability for any particular purpose. Users should make their own judgements about those matters and/or seek independent advice. You assume all risks associated with use of the data provided on this page.

Race Results

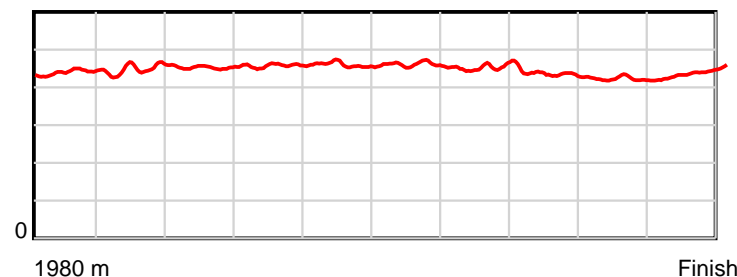
December 10, 2023, Race 4, K B ELECTRICS ACE OF HEARTS (2YO FILLIES) MOBILE TROT, Distance 1980m, Addington - Survey 1980m

| Result | TAB no. | Horse (Barrier) | 1980 to | 1800m to | 1600m to | 1400m to | 1200m to | 1000m to | 800m to | 600m to | 400m to | 200m to | Total or | Margin |
|--------|---------|------------------------------|---------|----------|----------|----------|----------|----------|----------|----------|---------|----------|----------|--------|
| 7th | 12 | Judy J (12) | 1800m | 1600m | 1400m | 1200m | 1000m | 800m | 600m | 400m | 200m | WP | Average | |
| | | Position in running (margin) | - | 12(8.9) | 12(11.1) | 12(11.3) | 12(12.8) | 12(13.0) | 12(13.3) | 12(12.6) | 12(9.7) | 11(10.2) | | 9.50 |
| | | Sectional time (s) | 13.61 | 15.80 | 15.80 | 15.43 | 15.45 | 15.70 | 15.26 | 15.04 | 14.83 | 14.50 | | |
| | | Cumulative time (s) | 151.42 | 137.81 | 122.01 | 106.21 | 90.78 | 75.33 | 59.63 | 44.37 | 29.33 | 14.50 | 2:31.42 | |
| | | Speed (m/s) | 13.23 | 12.66 | 12.66 | 12.96 | 12.94 | 12.74 | 13.11 | 13.30 | 13.49 | 13.79 | 13.08 | |
| | | Stride length (m) | 5.85 | 5.68 | 5.73 | 5.92 | 5.94 | 5.87 | 5.96 | 5.76 | 5.69 | 6.08 | 5.84 | |
| | | Stride duration (s) | 0.440 | 0.448 | 0.453 | 0.457 | 0.459 | 0.461 | 0.454 | 0.433 | 0.422 | 0.441 | 0.447 | |
| | | Stride efficiency (%) | 53.43 | 50.36 | 51.31 | 54.80 | 55.15 | 53.80 | 55.42 | 51.85 | 50.52 | 57.73 | 53.37 | |
| | | Stride count | 30.78 | 35.23 | 34.90 | 33.77 | 33.66 | 34.08 | 33.58 | 34.72 | 35.17 | 32.90 | 338.79 | |

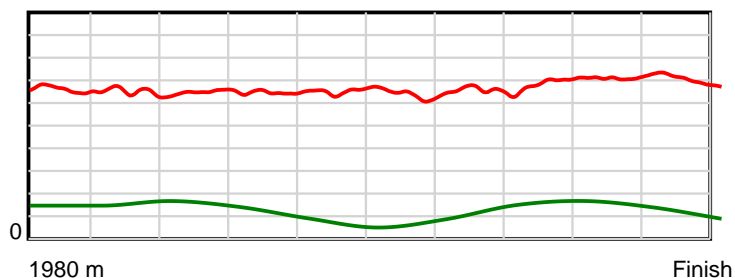
10 m Stride length



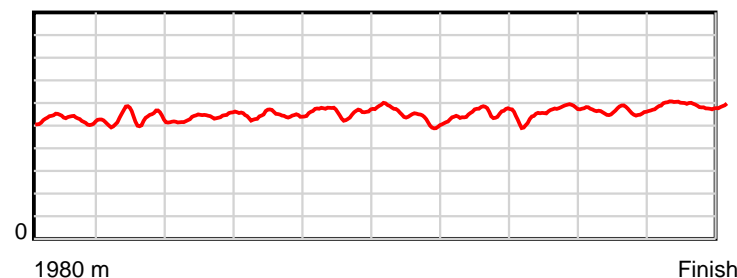
0.6 s Stride duration



20 m/sec Speed



100 % Stride efficiency



Note: Horizontal distance axis grid lines are 200m furlongs.

Disclaimer.

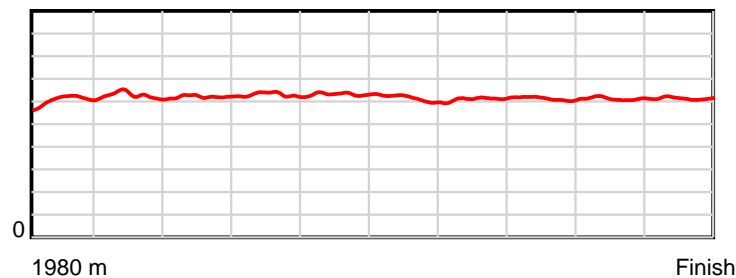
HRNZ and NZMTC and Thoroughbred Ratings Pty Ltd accepts no responsibility for the completeness or accuracy of any of the information contained herein, and makes no representations about its suitability for any particular purpose. Users should make their own judgements about those matters and/or seek independent advice. You assume all risks associated with use of the data provided on this page.

Race Results

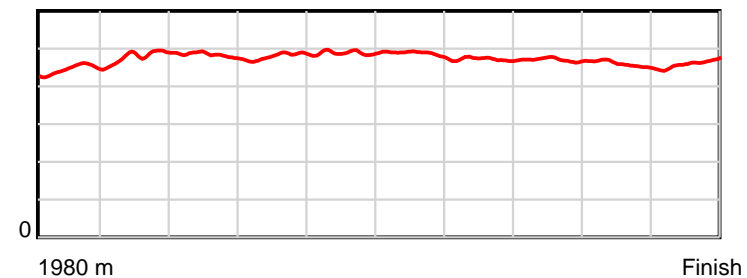
December 10, 2023, Race 4, K B ELECTRICS ACE OF HEARTS (2YO FILLIES) MOBILE TROT, Distance 1980m, Addington - Survey 1980m

| Result | TAB no. | Horse (Barrier) | 1980 to | 1800m to | 1600m to | 1400m to | 1200m to | 1000m to | 800m to | 600m to | 400m to | 200m to | Total or | Margin |
|--------|---------|------------------------------|---------|----------|----------|----------|----------|----------|---------|---------|---------|---------|----------|--------|
| 8th | 2 | Torquay Street (2) | 1800m | 1600m | 1400m | 1200m | 1000m | 800m | 600m | 400m | 200m | WP | Average | |
| | | Position in running (margin) | - | 5(4.0) | 4(4.3) | 4(3.5) | 5(3.9) | 5(3.9) | 5(4.2) | 5(4.5) | 5(3.9) | 7(5.8) | | 9.80 |
| | | Sectional time (s) | 13.13 | 15.48 | 15.65 | 15.24 | 15.41 | 15.72 | 15.43 | 15.43 | 15.06 | 14.93 | | |
| | | Cumulative time (s) | 151.48 | 138.35 | 122.87 | 107.22 | 91.98 | 76.57 | 60.85 | 45.42 | 29.99 | 14.93 | 2:31.48 | |
| | | Speed (m/s) | 13.71 | 12.92 | 12.78 | 13.12 | 12.98 | 12.72 | 12.96 | 12.96 | 13.28 | 13.40 | 13.07 | |
| | | Stride length (m) | 6.13 | 6.21 | 6.18 | 6.30 | 6.35 | 6.20 | 6.11 | 6.09 | 6.09 | 6.18 | 6.18 | |
| | | Stride duration (s) | 0.446 | 0.481 | 0.483 | 0.480 | 0.489 | 0.487 | 0.472 | 0.470 | 0.458 | 0.461 | 0.473 | |
| | | Stride efficiency (%) | 58.77 | 60.31 | 59.59 | 61.99 | 62.93 | 60.08 | 58.41 | 58.05 | 57.92 | 59.71 | 59.76 | |
| | | Stride count | 29.35 | 32.19 | 32.39 | 31.75 | 31.52 | 32.26 | 32.71 | 32.81 | 32.85 | 32.36 | 320.19 | |

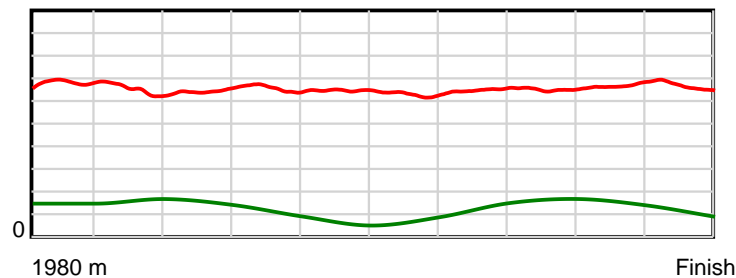
10 m Stride length



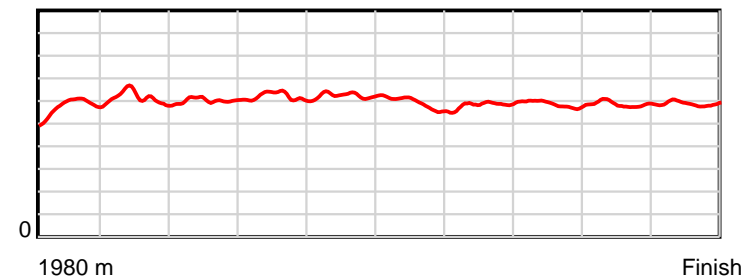
0.6 s Stride duration



20 m/sec Speed



100 % Stride efficiency



Note: Horizontal distance axis grid lines are 200m furlongs.

Disclaimer.

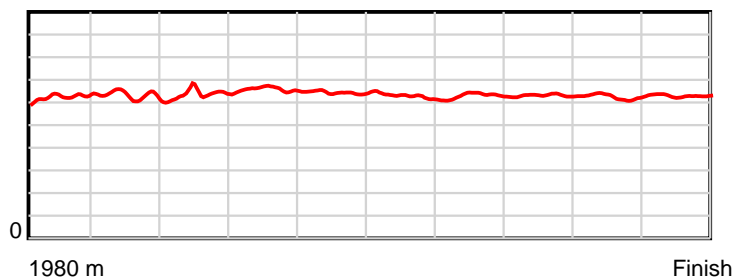
HRNZ and NZMTC and Thoroughbred Ratings Pty Ltd accepts no responsibility for the completeness or accuracy of any of the information contained herein, and makes no representations about its suitability for any particular purpose. Users should make their own judgements about those matters and/or seek independent advice. You assume all risks associated with use of the data provided on this page.

Race Results

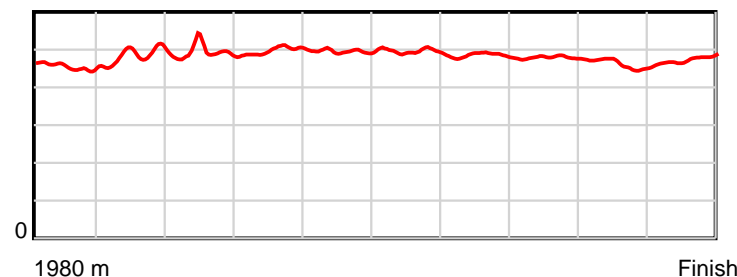
December 10, 2023, Race 4, K B ELECTRICS ACE OF HEARTS (2YO FILLIES) MOBILE TROT, Distance 1980m, Addington - Survey 1980m

| Result | TAB no. | Horse (Barrier) | 1980 to | 1800m to | 1600m to | 1400m to | 1200m to | 1000m to | 800m to | 600m to | 400m to | 200m to | Total or | Margin |
|--------|---------|------------------------------|---------|----------|----------|----------|----------|----------|---------|---------|---------|---------|----------|--------|
| 9th | 9 | Kracka Looka (9) | 1800m | 1600m | 1400m | 1200m | 1000m | 800m | 600m | 400m | 200m | WP | Average | |
| | | Position in running (margin) | - | 8(5.9) | 7(6.2) | 8(6.0) | 8(6.1) | 7(6.0) | 7(5.8) | 7(6.5) | 7(5.7) | 8(8.3) | | 12.80 |
| | | Sectional time (s) | 13.43 | 15.47 | 15.75 | 15.19 | 15.39 | 15.63 | 15.48 | 15.41 | 15.17 | 15.09 | | |
| | | Cumulative time (s) | 152.01 | 138.58 | 123.11 | 107.36 | 92.17 | 76.78 | 61.15 | 45.67 | 30.26 | 15.09 | 2:32.01 | |
| | | Speed (m/s) | 13.40 | 12.93 | 12.70 | 13.17 | 13.00 | 12.80 | 12.92 | 12.98 | 13.18 | 13.25 | 13.03 | |
| | | Stride length (m) | 6.32 | 6.28 | 6.22 | 6.55 | 6.43 | 6.35 | 6.26 | 6.21 | 6.08 | 6.28 | 6.30 | |
| | | Stride duration (s) | 0.455 | 0.486 | 0.490 | 0.497 | 0.495 | 0.496 | 0.485 | 0.479 | 0.461 | 0.474 | 0.483 | |
| | | Stride efficiency (%) | 62.43 | 61.60 | 60.51 | 67.04 | 64.52 | 62.95 | 61.28 | 60.35 | 57.72 | 61.68 | 61.94 | |
| | | Stride count | 28.48 | 31.85 | 32.14 | 30.54 | 31.12 | 31.51 | 31.94 | 32.18 | 32.91 | 31.83 | 314.50 | |

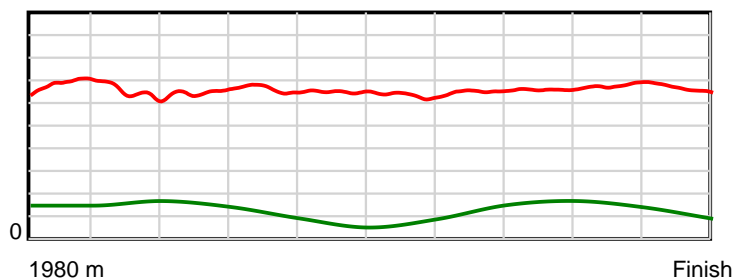
10 m Stride length



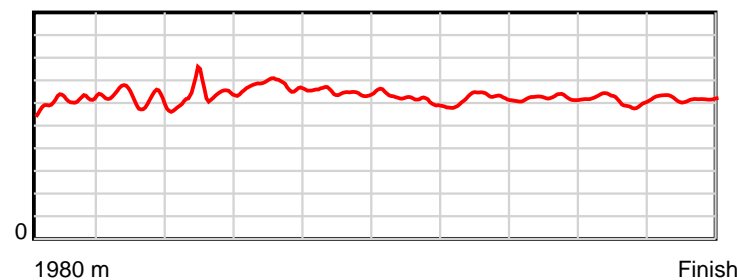
0.6 s Stride duration



20 m/sec Speed



100 % Stride efficiency



Note: Horizontal distance axis grid lines are 200m furlongs.

Disclaimer.

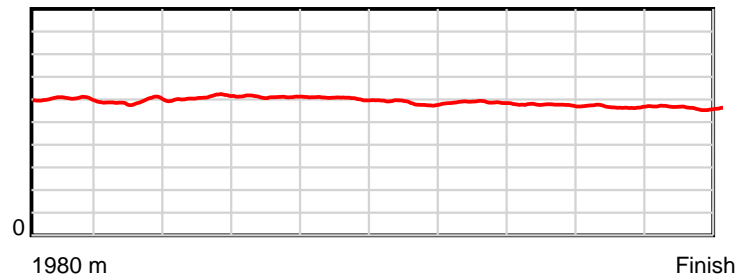
HRNZ and NZMTC and Thoroughbred Ratings Pty Ltd accepts no responsibility for the completeness or accuracy of any of the information contained herein, and makes no representations about its suitability for any particular purpose. Users should make their own judgements about those matters and/or seek independent advice. You assume all risks associated with use of the data provided on this page.

Race Results

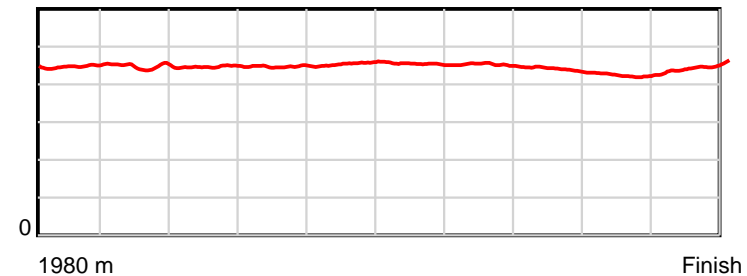
December 10, 2023, Race 4, K B ELECTRICS ACE OF HEARTS (2YO FILLIES) MOBILE TROT, Distance 1980m, Addington - Survey 1980m

| Result | TAB no. | Horse (Barrier) | 1980 to | 1800m to | 1600m to | 1400m to | 1200m to | 1000m to | 800m to | 600m to | 400m to | 200m to | Total or | Margin |
|--------|---------|------------------------------|--------------|--------------|--------------|--------------|--------------|-------------|-------------|-------------|-------------|-----------|----------------|--------|
| 10th | 8 | We Can Have It... (8) | 1800m | 1600m | 1400m | 1200m | 1000m | 800m | 600m | 400m | 200m | WP | Average | |
| | | Position in running (margin) | - | 9(6.0) | 10(8.4) | 6(4.6) | 2(1.2) | 2(0.7) | 2(0.6) | 2(0.8) | 2(1.3) | 6(4.5) | | 13.50 |
| | | Sectional time (s) | 13.35 | 15.82 | 15.15 | 14.60 | 15.33 | 15.64 | 15.40 | 15.62 | 15.29 | 15.93 | | |
| | | Cumulative time (s) | 152.13 | 138.78 | 122.96 | 107.81 | 93.21 | 77.88 | 62.24 | 46.84 | 31.22 | 15.93 | 2:32.13 | |
| | | Speed (m/s) | 13.48 | 12.64 | 13.20 | 13.70 | 13.05 | 12.79 | 12.99 | 12.80 | 13.08 | 12.55 | 13.02 | |
| | | Stride length (m) | 6.01 | 5.67 | 5.89 | 6.12 | 5.93 | 5.81 | 5.87 | 5.63 | 5.55 | 5.61 | 5.80 | |
| | | Stride duration (s) | 0.447 | 0.448 | 0.446 | 0.447 | 0.455 | 0.454 | 0.452 | 0.440 | 0.424 | 0.447 | 0.446 | |
| | | Stride efficiency (%) | 56.50 | 50.21 | 54.25 | 58.61 | 55.00 | 52.75 | 53.87 | 49.50 | 48.05 | 49.15 | 52.60 | |
| | | Stride count | 29.93 | 35.28 | 33.94 | 32.66 | 33.71 | 34.42 | 34.06 | 35.54 | 36.07 | 35.66 | 341.27 | |

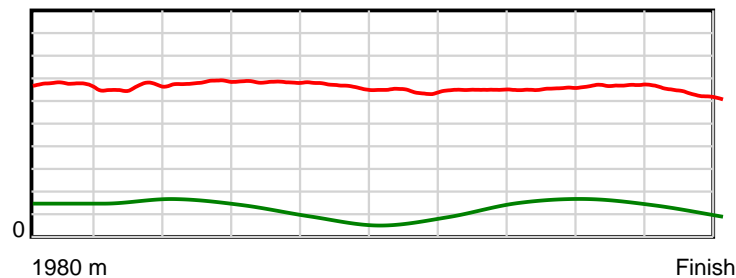
10 m Stride length



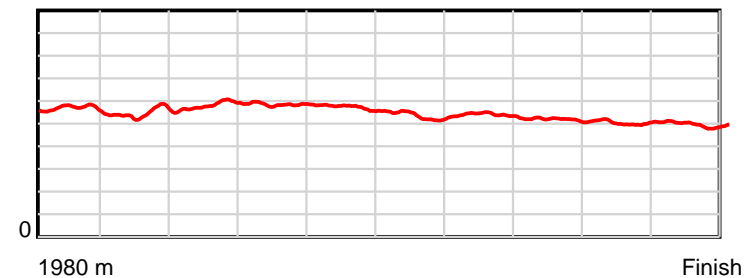
0.6 s Stride duration



20 m/sec Speed



100 % Stride efficiency



Note: Horizontal distance axis grid lines are 200m furlongs.

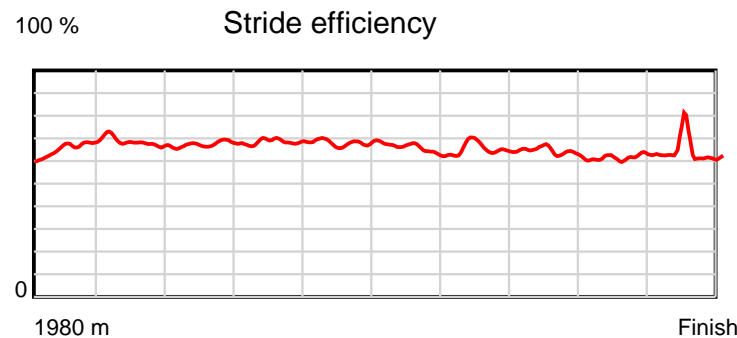
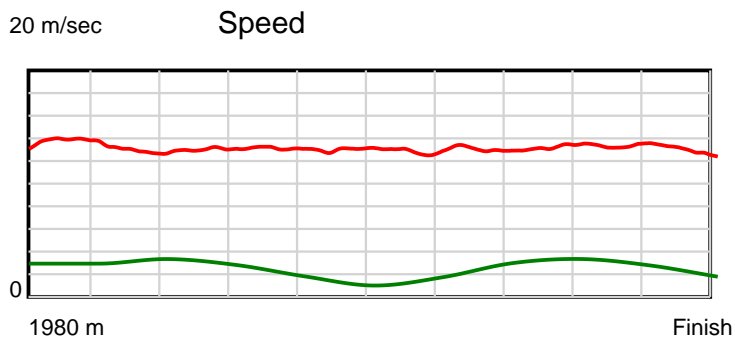
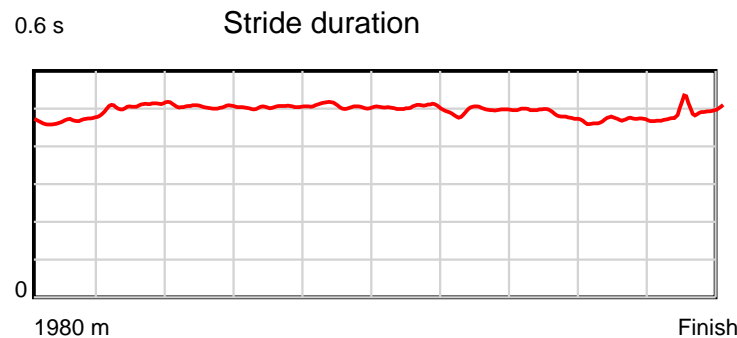
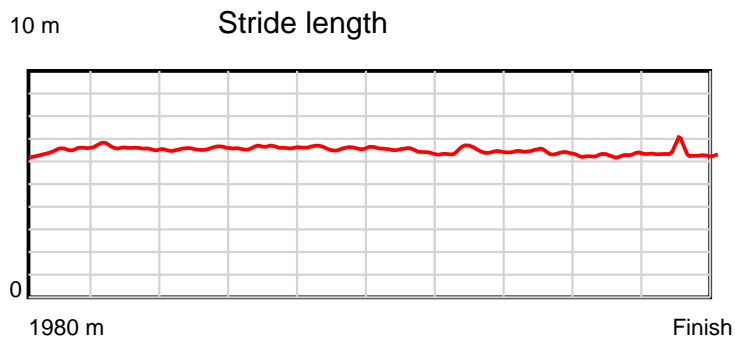
Disclaimer.

HRNZ and NZMTC and Thoroughbred Ratings Pty Ltd accepts no responsibility for the completeness or accuracy of any of the information contained herein, and makes no representations about its suitability for any particular purpose. Users should make their own judgements about those matters and/or seek independent advice. You assume all risks associated with use of the data provided on this page.

Race Results

December 10, 2023, Race 4, K B ELECTRICS ACE OF HEARTS (2YO FILLIES) MOBILE TROT, Distance 1980m, Addington - Survey 1980m

| Result | TAB no. | Horse (Barrier) | 1980 to | 1800m to | 1600m to | 1400m to | 1200m to | 1000m to | 800m to | 600m to | 400m to | 200m to | Total or | Margin |
|--------|---------|------------------------------|--------------|--------------|--------------|--------------|--------------|-------------|-------------|-------------|-------------|-----------|----------------|--------|
| 11th | 4 | Paramount Lady (4) | 1800m | 1600m | 1400m | 1200m | 1000m | 800m | 600m | 400m | 200m | WP | Average | |
| | | Position in running (margin) | - | 4(3.8) | 5(5.6) | 7(5.0) | 7(5.7) | 8(7.4) | 8(7.8) | 8(7.1) | 9(7.3) | 12(11.1) | | 17.70 |
| | | Sectional time (s) | 13.09 | 15.73 | 15.68 | 15.28 | 15.70 | 15.73 | 15.27 | 15.56 | 15.39 | 15.47 | | |
| | | Cumulative time (s) | 152.90 | 139.81 | 124.08 | 108.40 | 93.12 | 77.42 | 61.69 | 46.42 | 30.86 | 15.47 | 2:32.90 | |
| | | Speed (m/s) | 13.75 | 12.71 | 12.76 | 13.09 | 12.74 | 12.71 | 13.10 | 12.85 | 13.00 | 12.93 | 12.95 | |
| | | Stride length (m) | 6.50 | 6.46 | 6.44 | 6.60 | 6.46 | 6.40 | 6.49 | 6.22 | 6.11 | 6.38 | 6.40 | |
| | | Stride duration (s) | 0.468 | 0.508 | 0.505 | 0.504 | 0.507 | 0.503 | 0.495 | 0.484 | 0.470 | 0.493 | 0.494 | |
| | | Stride efficiency (%) | 65.99 | 65.24 | 64.80 | 68.02 | 65.14 | 63.99 | 65.73 | 60.45 | 58.42 | 63.54 | 64.03 | |
| | | Stride count | 27.70 | 30.95 | 31.06 | 30.31 | 30.98 | 31.25 | 30.84 | 32.16 | 32.71 | 31.36 | 309.32 | |



Note: Horizontal distance axis grid lines are 200m furlongs.

Disclaimer.

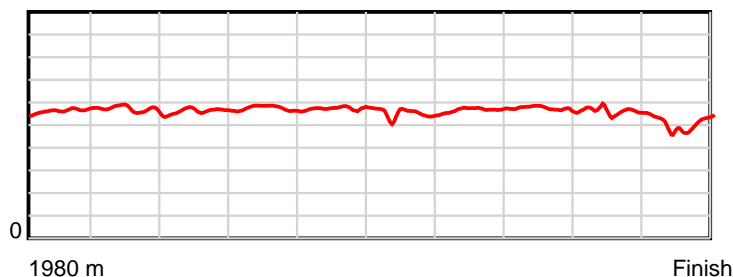
HRNZ and NZMTC and Thoroughbred Ratings Pty Ltd accepts no responsibility for the completeness or accuracy of any of the information contained herein, and makes no representations about its suitability for any particular purpose. Users should make their own judgements about those matters and/or seek independent advice. You assume all risks associated with use of the data provided on this page.

Race Results

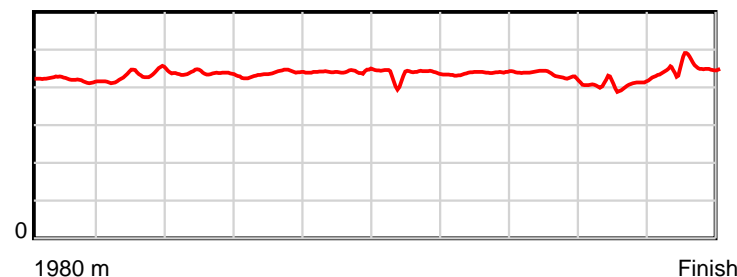
December 10, 2023, Race 4, K B ELECTRICS ACE OF HEARTS (2YO FILLIES) MOBILE TROT, Distance 1980m, Addington - Survey 1980m

| Result | TAB no. | Horse (Barrier) | 1980 to | 1800m to | 1600m to | 1400m to | 1200m to | 1000m to | 800m to | 600m to | 400m to | 200m to | Total or | Margin |
|--------|---------|------------------------------|---------|----------|----------|----------|----------|----------|---------|---------|---------|---------|----------|--------|
| 12th | 13 | Florence The M... (0) | 1800m | 1600m | 1400m | 1200m | 1000m | 800m | 600m | 400m | 200m | WP | Average | |
| | | Position in running (margin) | - | 11(8.6) | 9(8.1) | 10(7.8) | 9(7.7) | 9(7.9) | 9(8.3) | 10(8.6) | 10(7.6) | 10(9.5) | | 29.80 |
| | | Sectional time (s) | 13.84 | 15.35 | 15.71 | 15.16 | 15.44 | 15.73 | 15.43 | 15.37 | 15.06 | 17.99 | | |
| | | Cumulative time (s) | 155.08 | 141.24 | 125.89 | 110.18 | 95.02 | 79.58 | 63.85 | 48.42 | 33.05 | 17.99 | 2:35.08 | |
| | | Speed (m/s) | 13.01 | 13.03 | 12.73 | 13.19 | 12.95 | 12.71 | 12.96 | 13.01 | 13.28 | 11.12 | 12.77 | |
| | | Stride length (m) | 5.68 | 5.64 | 5.57 | 5.76 | 5.71 | 5.52 | 5.68 | 5.62 | 5.42 | 5.02 | 5.55 | |
| | | Stride duration (s) | 0.420 | 0.432 | 0.437 | 0.436 | 0.441 | 0.434 | 0.438 | 0.432 | 0.408 | 0.451 | 0.435 | |
| | | Stride efficiency (%) | 50.48 | 49.64 | 48.44 | 51.79 | 50.87 | 47.69 | 50.41 | 49.34 | 45.92 | 39.32 | 48.17 | |
| | | Stride count | 31.67 | 35.49 | 35.92 | 34.74 | 35.05 | 36.20 | 35.21 | 35.59 | 36.89 | 39.87 | 356.63 | |

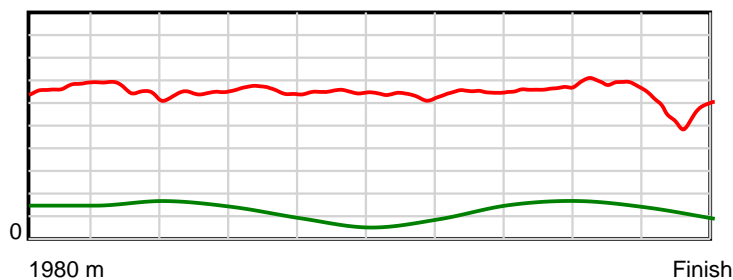
10 m Stride length



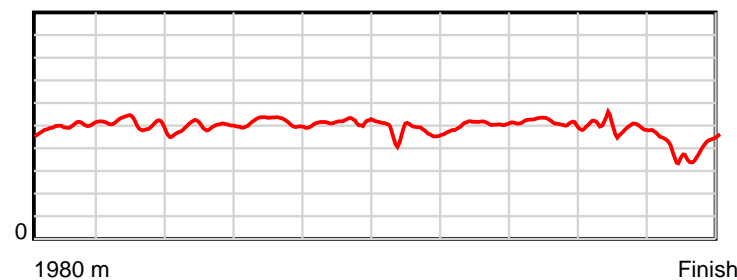
0.6 s Stride duration



20 m/sec Speed



100 % Stride efficiency



Note: Horizontal distance axis grid lines are 200m furlongs.

Disclaimer.

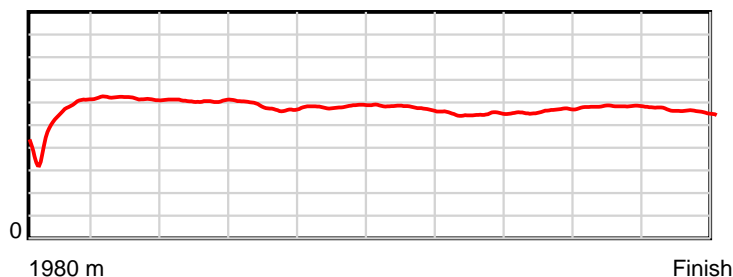
HRNZ and NZMTC and Thoroughbred Ratings Pty Ltd accepts no responsibility for the completeness or accuracy of any of the information contained herein, and makes no representations about its suitability for any particular purpose. Users should make their own judgements about those matters and/or seek independent advice. You assume all risks associated with use of the data provided on this page.

Race Results

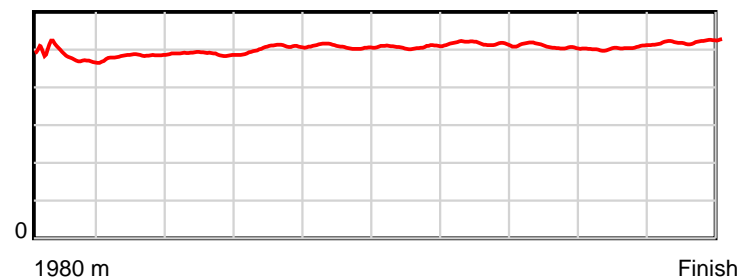
December 10, 2023, Race 4, K B ELECTRICS ACE OF HEARTS (2YO FILLIES) MOBILE TROT, Distance 1980m, Addington - Survey 1980m

| Result | TAB no. | Horse (Barrier) | 1980 to | 1800m to | 1600m to | 1400m to | 1200m to | 1000m to | 800m to | 600m to | 400m to | 200m to | Total or | Margin |
|--------|---------|------------------------------|---------|----------|----------|----------|----------|----------|----------|-----------|-----------|-----------|----------|--------|
| 13th | 7 | Lil Whip (7) | 1800m | 1600m | 1400m | 1200m | 1000m | 800m | 600m | 400m | 200m | WP | Average | |
| | | Position in running (margin) | - | 13(37.0) | 13(40.6) | 13(45.6) | 13(59.0) | 13(72.5) | 13(84.6) | 13(105.2) | 13(122.1) | 13(140.4) | | 154.80 |
| | | Sectional time (s) | 18.43 | 16.04 | 16.61 | 17.40 | 17.67 | 17.67 | 18.81 | 18.35 | 17.79 | 18.81 | | |
| | | Cumulative time (s) | 177.58 | 159.15 | 143.11 | 126.50 | 109.10 | 91.43 | 73.76 | 54.95 | 36.60 | 18.81 | 2:57.58 | |
| | | Speed (m/s) | 9.77 | 12.47 | 12.04 | 11.49 | 11.32 | 11.32 | 10.63 | 10.90 | 11.24 | 10.63 | 11.15 | |
| | | Stride length (m) | 5.13 | 6.03 | 5.89 | 5.81 | 5.75 | 5.74 | 5.49 | 5.54 | 5.68 | 5.55 | 5.66 | |
| | | Stride duration (s) | 0.485 | 0.484 | 0.489 | 0.505 | 0.508 | 0.508 | 0.516 | 0.509 | 0.505 | 0.522 | 0.507 | |
| | | Stride efficiency (%) | 41.05 | 56.85 | 54.17 | 52.70 | 51.75 | 51.56 | 47.04 | 48.03 | 50.44 | 48.13 | 50.00 | |
| | | Stride count | 35.12 | 33.16 | 33.97 | 34.44 | 34.75 | 34.82 | 36.45 | 36.07 | 35.20 | 36.04 | 350.02 | |

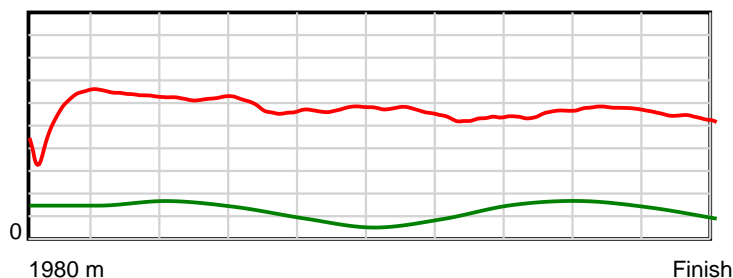
10 m Stride length



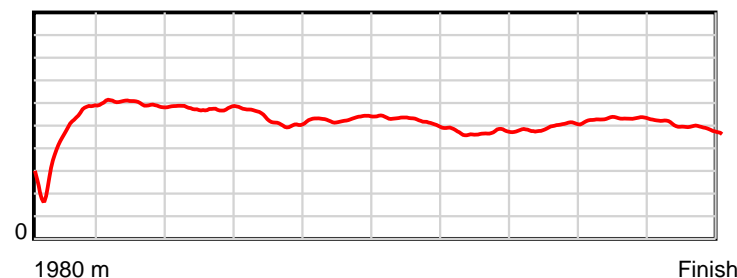
0.6 s Stride duration



20 m/sec Speed



100 % Stride efficiency



Note: Horizontal distance axis grid lines are 200m furlongs.

Disclaimer.

HRNZ and NZMTC and Thoroughbred Ratings Pty Ltd accepts no responsibility for the completeness or accuracy of any of the information contained herein, and makes no representations about its suitability for any particular purpose. Users should make their own judgements about those matters and/or seek independent advice. You assume all risks associated with use of the data provided on this page.



Race Results



December 10, 2023, Race 5, TENNANT ENGINEERING NEW ZEALAND PACING OAKS (MOBILE PACE), Distance 2600m, Addington - Survey 3200m

| Result | TAB no. | Horse (Barrier) | 2600 to | 2400m to |
|--------|---------|------------------------------|---------|----------|
| 1st | 3 | Aardiebythesea... (3) | 2400m | 2200m |
| | | Position in running (margin) | - | 3(1.1) |
| | | Sectional time (s) | 13.16 | 14.32 |
| | | Cumulative time (s) | 193.45 | 180.29 |
| | | Speed (m/s) | 15.20 | 13.97 |
| | | Stride length (m) | 6.47 | 6.27 |
| | | Stride duration (s) | 0.425 | 0.449 |
| | | Stride efficiency (%) | 65.44 | 61.45 |
| | | Stride count | 30.91 | 31.89 |

Disclaimer.

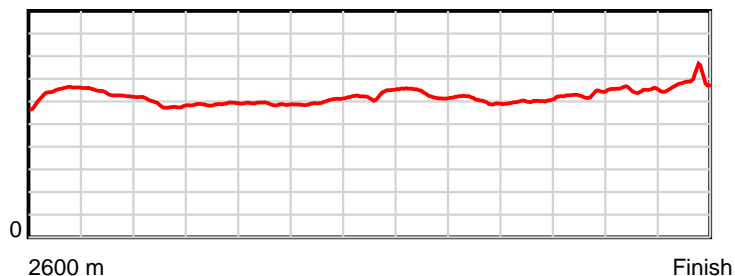
HRNZ and NZMTC and Thoroughbred Ratings Pty Ltd accepts no responsibility for the completeness or accuracy of any of the information contained herein, and makes no representations about its suitability for any particular purpose. Users should make their own judgements about those matters and/or seek independent advice. You assume all risks associated with use of the data provided on this page.

Race Results

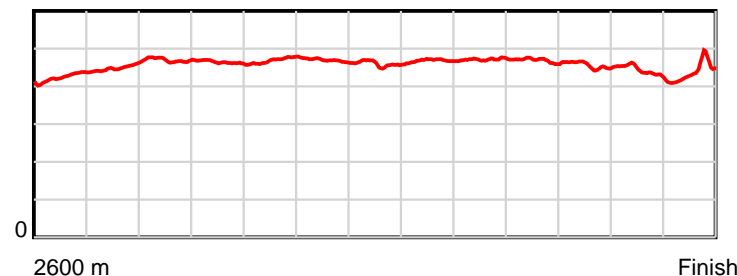
December 10, 2023, Race 5, TENNANT ENGINEERING NEW ZEALAND PACING OAKS (MOBILE PACE), Distance 2600m, Addington - Survey 3200m

| Result | TAB no. | Horse (Barrier) | 2200m to | 2000m to | 1800m to | 1600m to | 1400m to | 1200m to | 1000m to | 800m to | 600m to | 400m to | 200m to | Total or | Margin |
|--------|---------|------------------------------|----------|----------|----------|----------|----------|----------|----------|---------|---------|---------|---------|----------|--------|
| 1st | 3 | Aardiebythesea... (3) | 2000m | 1800m | 1600m | 1400m | 1200m | 1000m | 800m | 600m | 400m | 200m | WP | Average | |
| | | Position in running (margin) | 1(0.0) | 1(0.0) | 2(0.3) | 2(1.7) | 2(2.3) | 3(2.4) | 3(1.9) | 3(1.6) | 3(1.8) | 3(1.6) | 2(1.6) | | 0.00 |
| | | Sectional time (s) | 15.84 | 15.90 | 16.18 | 16.16 | 14.67 | 14.99 | 15.51 | 15.64 | 14.57 | 13.72 | 12.79 | | |
| | | Cumulative time (s) | 165.97 | 150.13 | 134.23 | 118.05 | 101.89 | 87.22 | 72.23 | 56.72 | 41.08 | 26.51 | 12.79 | 3:13.45 | |
| | | Speed (m/s) | 12.63 | 12.58 | 12.36 | 12.38 | 13.63 | 13.34 | 12.89 | 12.79 | 13.73 | 14.58 | 15.64 | 13.44 | |
| | | Stride length (m) | 5.93 | 5.84 | 5.80 | 5.81 | 6.27 | 6.24 | 6.08 | 5.99 | 6.25 | 6.41 | 6.85 | 6.16 | |
| | | Stride duration (s) | 0.470 | 0.464 | 0.469 | 0.469 | 0.460 | 0.468 | 0.471 | 0.468 | 0.455 | 0.439 | 0.438 | 0.458 | |
| | | Stride efficiency (%) | 55.03 | 53.21 | 52.52 | 52.68 | 61.41 | 60.90 | 57.74 | 56.08 | 61.06 | 64.14 | 73.41 | 59.22 | |
| | | Stride count | 33.70 | 34.27 | 34.50 | 34.45 | 31.90 | 32.04 | 32.90 | 33.38 | 32.00 | 31.22 | 29.18 | 422.34 | |

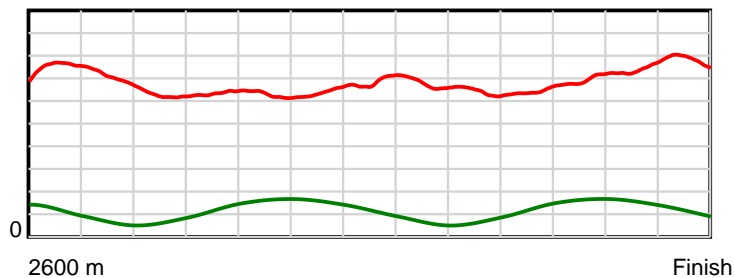
10 m Stride length



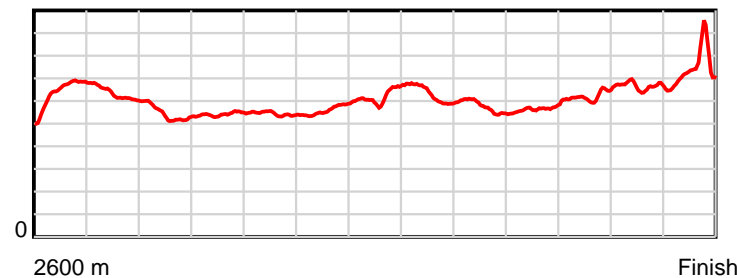
0.6 s Stride duration



20 m/sec Speed



100 % Stride efficiency



Note: Horizontal distance axis grid lines are 200m furlongs.

Disclaimer.

HRNZ and NZMTC and Thoroughbred Ratings Pty Ltd accepts no responsibility for the completeness or accuracy of any of the information contained herein, and makes no representations about its suitability for any particular purpose. Users should make their own judgements about those matters and/or seek independent advice. You assume all risks associated with use of the data provided on this page.



Race Results



December 10, 2023, Race 5, TENNANT ENGINEERING NEW ZEALAND PACING OAKS (MOBILE PACE), Distance 2600m, Addington - Survey 3200m

| Result | TAB no. | Horse (Barrier) | 2600 to | 2400m to |
|--------|---------|------------------------------|--------------|--------------|
| 2nd | 8 | Mantra Blue (8) | 2400m | 2200m |
| | | Position in running (margin) | - | 7(4.2) |
| | | Sectional time (s) | 13.68 | 15.01 |
| | | Cumulative time (s) | 193.46 | 179.78 |
| | | Speed (m/s) | 14.62 | 13.32 |
| | | Stride length (m) | 113.64 | 118.31 |
| | | Stride duration (s) | 7.758 | 8.877 |
| | | Stride efficiency (%) | 20179.94 | 21871.50 |
| | | Stride count | 1.76 | 1.69 |


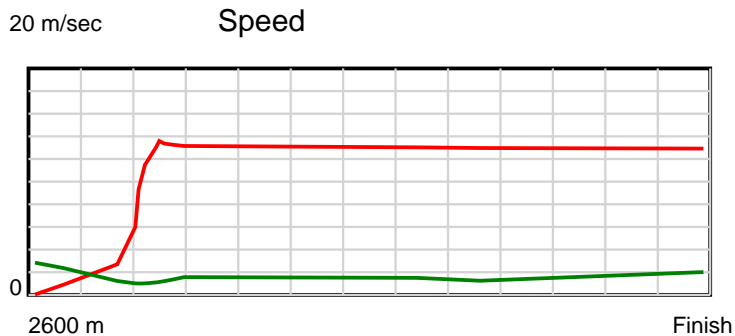
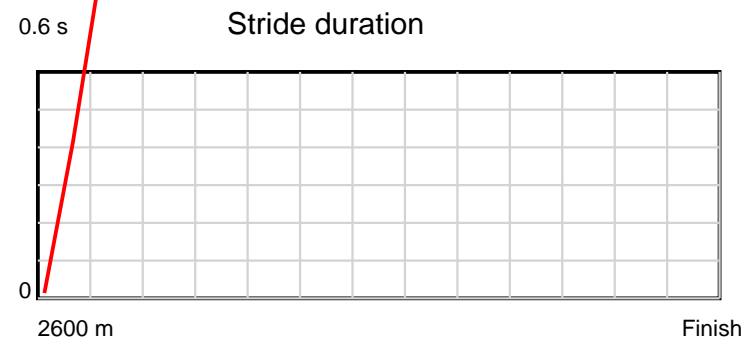
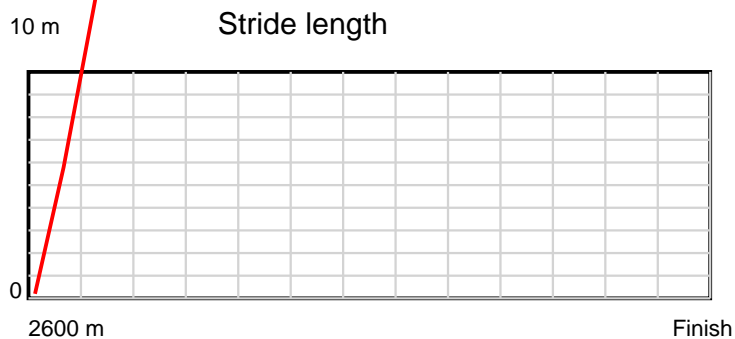
Disclaimer.

HRNZ and NZMTC and Thoroughbred Ratings Pty Ltd accepts no responsibility for the completeness or accuracy of any of the information contained herein, and makes no representations about its suitability for any particular purpose. Users should make their own judgements about those matters and/or seek independent advice. You assume all risks associated with use of the data provided on this page.

Race Results

December 10, 2023, Race 5, TENNANT ENGINEERING NEW ZEALAND PACING OAKS (MOBILE PACE), Distance 2600m, Addington - Survey 3200m

| Result | TAB no. | Horse (Barrier) | 2200m to | 2000m to | 1800m to | 1600m to | 1400m to | 1200m to | 1000m to | 800m to | 600m to | 400m to | 200m to | Total or | Margin |
|--------|---------|------------------------------|--------------|--------------|--------------|--------------|--------------|--------------|-------------|-------------|-------------|-------------|-----------|----------------|--------|
| 2nd | 8 | Mantra Blue (8) | 2000m | 1800m | 1600m | 1400m | 1200m | 1000m | 800m | 600m | 400m | 200m | WP | Average | |
| | | Position in running (margin) | 8(7.2) | 6(6.1) | 1(0.0) | 1(0.0) | 1(0.0) | 1(0.0) | 1(0.0) | 1(0.0) | 1(0.0) | 1(0.0) | 1(0.0) | | 0.10 |
| | | Sectional time (s) | 15.65 | 14.83 | 15.95 | 16.06 | 14.65 | 15.08 | 15.55 | 15.61 | 14.60 | 13.72 | 13.07 | | |
| | | Cumulative time (s) | 164.77 | 149.12 | 134.29 | 118.34 | 102.28 | 87.63 | 72.55 | 57.00 | 41.39 | 26.79 | 13.07 | 3:13.46 | |
| | | Speed (m/s) | 12.78 | 13.49 | 12.54 | 12.45 | 13.65 | 13.26 | 12.86 | 12.81 | 13.70 | 14.58 | 15.30 | 13.44 | |
| | | Stride length (m) | 21.54 | 43.54 | 40.47 | 40.19 | 44.05 | 130.37 | 374.25 | 236.73 | 252.98 | 269.32 | 342.46 | 70.67 | |
| | | Stride duration (s) | 1.686 | 3.227 | 3.227 | 3.227 | 3.227 | 9.828 | 29.102 | 18.474 | 18.474 | 18.474 | 22.378 | 5.258 | |
| | | Stride efficiency (%) | 725.13 | 2962.06 | 2558.98 | 2523.65 | 3032.72 | 26558.43 | 218864.91 | 87572.32 | 100007.00 | 113345.55 | 183271.45 | 7804.60 | |
| | | Stride count | 9.28 | 4.59 | 4.94 | 4.98 | 4.54 | 1.53 | 0.53 | 0.84 | 0.79 | 0.74 | 0.58 | 36.79 | |



Note: Horizontal distance axis grid lines are 200m furlongs.

Disclaimer.

HRNZ and NZMTC and Thoroughbred Ratings Pty Ltd accepts no responsibility for the completeness or accuracy of any of the information contained herein, and makes no representations about its suitability for any particular purpose. Users should make their own judgements about those matters and/or seek independent advice. You assume all risks associated with use of the data provided on this page.



Race Results



December 10, 2023, Race 5, TENNANT ENGINEERING NEW ZEALAND PACING OAKS (MOBILE PACE), Distance 2600m, Addington - Survey 3200m

| Result | TAB no. | Horse (Barrier) | 2600 to | 2400m to |
|--------|---------|------------------------------|--------------|--------------|
| 3rd | 2 | Kahlua Flybye (2) | 2400m | 2200m |
| | | Position in running (margin) | - | 2(0.7) |
| | | Sectional time (s) | 13.03 | 14.65 |
| | | Cumulative time (s) | 193.83 | 180.80 |
| | | Speed (m/s) | 15.35 | 13.65 |
| | | Stride length (m) | 6.33 | 6.24 |
| | | Stride duration (s) | 0.414 | 0.457 |
| | | Stride efficiency (%) | 62.61 | 60.90 |
| | | Stride count | 31.60 | 32.04 |

Disclaimer.

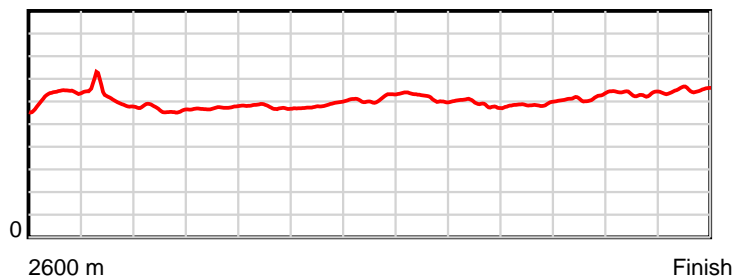
HRNZ and NZMTC and Thoroughbred Ratings Pty Ltd accepts no responsibility for the completeness or accuracy of any of the information contained herein, and makes no representations about its suitability for any particular purpose. Users should make their own judgements about those matters and/or seek independent advice. You assume all risks associated with use of the data provided on this page.

Race Results

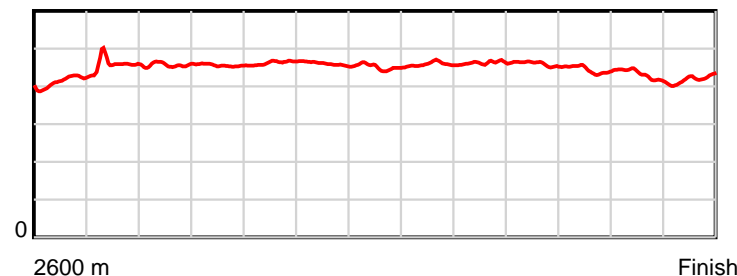
December 10, 2023, Race 5, TENNANT ENGINEERING NEW ZEALAND PACING OAKS (MOBILE PACE), Distance 2600m, Addington - Survey 3200m

| Result | TAB no. | Horse (Barrier) | 2200m to | 2000m to | 1800m to | 1600m to | 1400m to | 1200m to | 1000m to | 800m to | 600m to | 400m to | 200m to | Total or | Margin |
|--------|---------|------------------------------|----------|----------|----------|----------|----------|----------|----------|---------|---------|---------|---------|----------|--------|
| 3rd | 2 | Kahlua Flybye (2) | 2000m | 1800m | 1600m | 1400m | 1200m | 1000m | 800m | 600m | 400m | 200m | WP | Average | |
| | | Position in running (margin) | 2(1.6) | 2(1.9) | 3(2.2) | 3(3.4) | 4(4.2) | 6(4.2) | 5(3.7) | 5(3.2) | 6(3.5) | 6(3.1) | 4(3.4) | | 2.10 |
| | | Sectional time (s) | 15.88 | 15.91 | 16.15 | 16.18 | 14.66 | 15.00 | 15.46 | 15.65 | 14.54 | 13.77 | 12.95 | | |
| | | Cumulative time (s) | 166.15 | 150.27 | 134.36 | 118.21 | 102.03 | 87.37 | 72.37 | 56.91 | 41.26 | 26.72 | 12.95 | 3:13.83 | |
| | | Speed (m/s) | 12.59 | 12.57 | 12.38 | 12.36 | 13.64 | 13.33 | 12.94 | 12.78 | 13.76 | 14.52 | 15.44 | 13.41 | |
| | | Stride length (m) | 5.75 | 5.73 | 5.72 | 5.68 | 6.16 | 6.12 | 5.98 | 5.87 | 6.11 | 6.25 | 6.50 | 6.02 | |
| | | Stride duration (s) | 0.456 | 0.456 | 0.462 | 0.460 | 0.452 | 0.459 | 0.462 | 0.460 | 0.444 | 0.430 | 0.421 | 0.449 | |
| | | Stride efficiency (%) | 51.65 | 51.33 | 51.21 | 50.49 | 59.33 | 58.50 | 55.87 | 53.91 | 58.38 | 61.00 | 65.94 | 56.70 | |
| | | Stride count | 34.79 | 34.90 | 34.94 | 35.19 | 32.46 | 32.69 | 33.45 | 34.05 | 32.72 | 32.01 | 30.79 | 431.63 | |

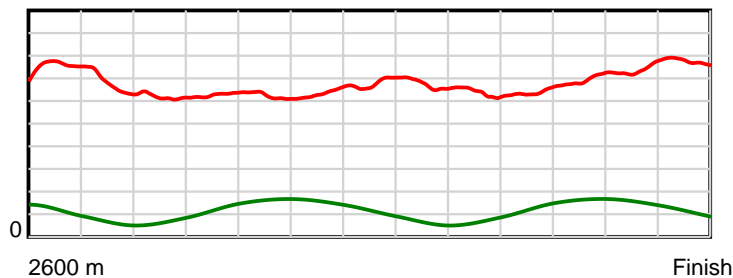
10 m Stride length



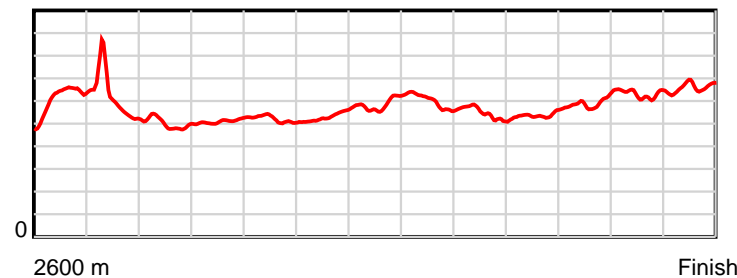
0.6 s Stride duration



20 m/sec Speed



100 % Stride efficiency



Note: Horizontal distance axis grid lines are 200m furlongs.

Disclaimer.

HRNZ and NZMTC and Thoroughbred Ratings Pty Ltd accepts no responsibility for the completeness or accuracy of any of the information contained herein, and makes no representations about its suitability for any particular purpose. Users should make their own judgements about those matters and/or seek independent advice. You assume all risks associated with use of the data provided on this page.



Race Results



December 10, 2023, Race 5, TENNANT ENGINEERING NEW ZEALAND PACING OAKS (MOBILE PACE), Distance 2600m, Addington - Survey 3200m

| Result | TAB no. | Horse (Barrier) | 2600 to | 2400m to |
|--------|---------|------------------------------|---------|----------|
| 4th | 7 | Treacherous Ga... (7) | 2400m | 2200m |
| | | Position in running (margin) | - | 1(0.0) |
| | | Sectional time (s) | 12.93 | 15.07 |
| | | Cumulative time (s) | 194.53 | 181.60 |
| | | Speed (m/s) | 15.47 | 13.27 |
| | | Stride length (m) | 6.50 | 6.00 |
| | | Stride duration (s) | 0.421 | 0.452 |
| | | Stride efficiency (%) | 66.08 | 56.25 |
| | | Stride count | 30.76 | 33.33 |

Disclaimer.

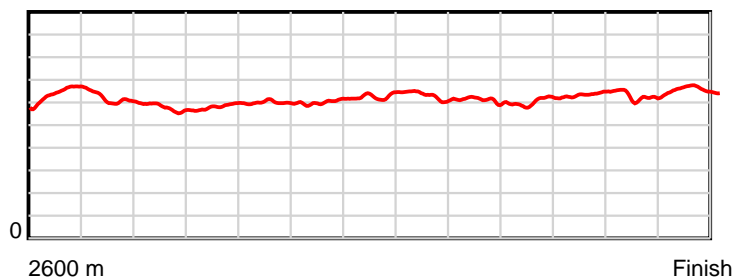
HRNZ and NZMTC and Thoroughbred Ratings Pty Ltd accepts no responsibility for the completeness or accuracy of any of the information contained herein, and makes no representations about its suitability for any particular purpose. Users should make their own judgements about those matters and/or seek independent advice. You assume all risks associated with use of the data provided on this page.

Race Results

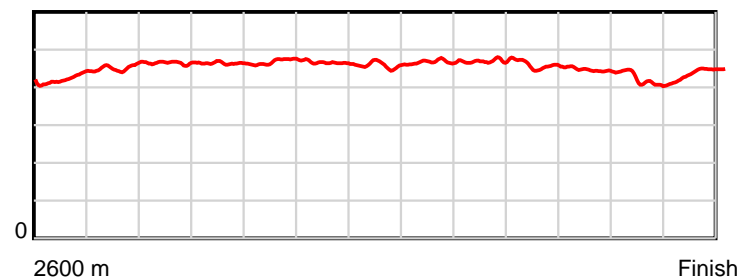
December 10, 2023, Race 5, TENNANT ENGINEERING NEW ZEALAND PACING OAKS (MOBILE PACE), Distance 2600m, Addington - Survey 3200m

| Result | TAB no. | Horse (Barrier) | 2200m to | 2000m to | 1800m to | 1600m to | 1400m to | 1200m to | 1000m to | 800m to | 600m to | 400m to | 200m to | Total or | Margin |
|--------|---------|------------------------------|----------|----------|----------|----------|----------|----------|----------|---------|---------|---------|---------|----------|--------|
| 4th | 7 | Treacherous Ga... (7) | 2000m | 1800m | 1600m | 1400m | 1200m | 1000m | 800m | 600m | 400m | 200m | WP | Average | |
| | | Position in running (margin) | 3(3.4) | 5(4.9) | 6(5.8) | 6(6.8) | 7(6.1) | 7(5.7) | 8(7.1) | 8(7.0) | 7(3.8) | 7(3.5) | 5(4.2) | | 6.00 |
| | | Sectional time (s) | 16.08 | 16.01 | 16.11 | 15.95 | 14.59 | 15.31 | 15.54 | 15.08 | 14.55 | 13.85 | 13.46 | | |
| | | Cumulative time (s) | 166.53 | 150.45 | 134.44 | 118.33 | 102.38 | 87.79 | 72.48 | 56.94 | 41.86 | 27.31 | 13.46 | 3:14.53 | |
| | | Speed (m/s) | 12.44 | 12.49 | 12.41 | 12.54 | 13.71 | 13.06 | 12.87 | 13.26 | 13.75 | 14.44 | 14.86 | 13.37 | |
| | | Stride length (m) | 5.78 | 5.79 | 5.81 | 5.84 | 6.29 | 6.12 | 6.05 | 6.06 | 6.12 | 6.03 | 6.58 | 6.07 | |
| | | Stride duration (s) | 0.465 | 0.464 | 0.468 | 0.465 | 0.459 | 0.468 | 0.470 | 0.457 | 0.445 | 0.417 | 0.443 | 0.454 | |
| | | Stride efficiency (%) | 52.15 | 52.47 | 52.82 | 53.26 | 61.80 | 58.51 | 57.22 | 57.48 | 58.58 | 56.73 | 67.57 | 57.49 | |
| | | Stride count | 34.62 | 34.52 | 34.40 | 34.26 | 31.80 | 32.68 | 33.05 | 32.98 | 32.67 | 33.19 | 30.41 | 428.67 | |

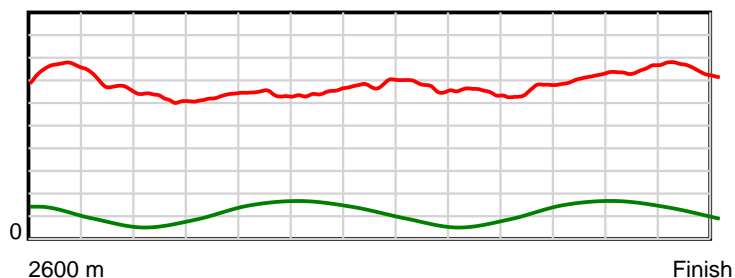
10 m Stride length



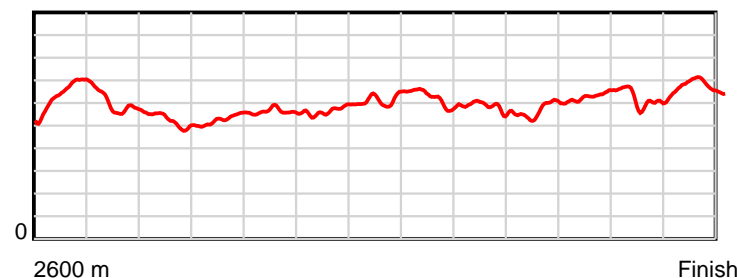
0.6 s Stride duration



20 m/sec Speed



100 % Stride efficiency



Note: Horizontal distance axis grid lines are 200m furlongs.

Disclaimer.

HRNZ and NZMTC and Thoroughbred Ratings Pty Ltd accepts no responsibility for the completeness or accuracy of any of the information contained herein, and makes no representations about its suitability for any particular purpose. Users should make their own judgements about those matters and/or seek independent advice. You assume all risks associated with use of the data provided on this page.



Race Results



December 10, 2023, Race 5, TENNANT ENGINEERING NEW ZEALAND PACING OAKS (MOBILE PACE), Distance 2600m, Addington - Survey 3200m

| Result | TAB no. | Horse (Barrier) | 2600 to | 2400m to |
|--------|---------|------------------------------|--------------|--------------|
| 5th | 13 | Amore Infida (12) | 2400m | 2200m |
| | | Position in running (margin) | - | 12(11.0) |
| | | Sectional time (s) | 14.77 | 14.74 |
| | | Cumulative time (s) | 194.53 | 179.76 |
| | | Speed (m/s) | 13.54 | 13.57 |
| | | Stride length (m) | 6.16 | 6.07 |
| | | Stride duration (s) | 0.442 | 0.447 |
| | | Stride efficiency (%) | 59.21 | 57.51 |
| | | Stride count | 32.49 | 32.97 |

Disclaimer.

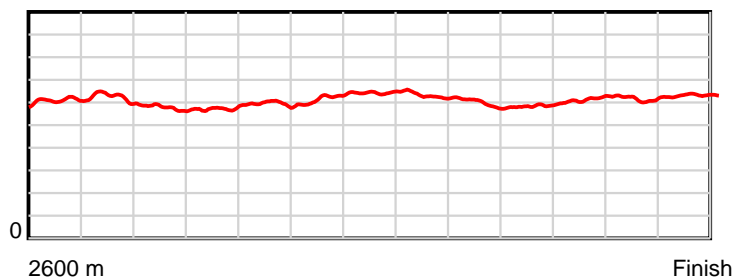
HRNZ and NZMTC and Thoroughbred Ratings Pty Ltd accepts no responsibility for the completeness or accuracy of any of the information contained herein, and makes no representations about its suitability for any particular purpose. Users should make their own judgements about those matters and/or seek independent advice. You assume all risks associated with use of the data provided on this page.

Race Results

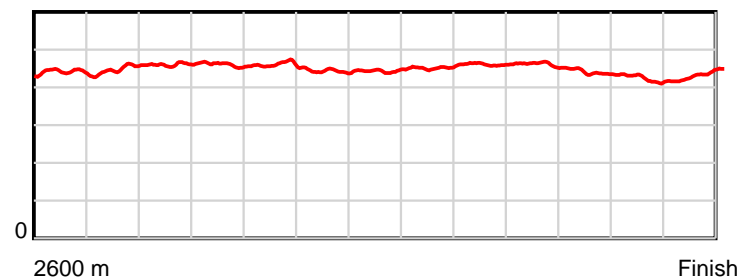
December 10, 2023, Race 5, TENNANT ENGINEERING NEW ZEALAND PACING OAKS (MOBILE PACE), Distance 2600m, Addington - Survey 3200m

| Result | TAB no. | Horse (Barrier) | 2200m to | 2000m to | 1800m to | 1600m to | 1400m to | 1200m to | 1000m to | 800m to | 600m to | 400m to | 200m to | Total or | Margin |
|--------|---------|------------------------------|--------------|--------------|--------------|--------------|--------------|--------------|-------------|-------------|-------------|-------------|-----------|----------------|--------|
| 5th | 13 | Amore Infida (12) | 2000m | 1800m | 1600m | 1400m | 1200m | 1000m | 800m | 600m | 400m | 200m | WP | Average | |
| | | Position in running (margin) | 12(12.5) | 12(13.1) | 12(14.7) | 12(14.2) | 8(7.9) | 4(2.6) | 2(1.1) | 2(1.5) | 2(1.6) | 2(0.9) | 3(2.6) | | 6.00 |
| | | Sectional time (s) | 15.95 | 16.10 | 15.87 | 15.01 | 13.77 | 14.84 | 15.62 | 15.62 | 14.49 | 14.00 | 13.75 | | |
| | | Cumulative time (s) | 165.02 | 149.07 | 132.97 | 117.10 | 102.09 | 88.32 | 73.48 | 57.86 | 42.24 | 27.75 | 13.75 | 3:14.53 | |
| | | Speed (m/s) | 12.54 | 12.42 | 12.60 | 13.32 | 14.52 | 13.48 | 12.80 | 12.80 | 13.80 | 14.29 | 14.55 | 13.37 | |
| | | Stride length (m) | 5.77 | 5.72 | 5.80 | 5.92 | 6.44 | 6.10 | 5.90 | 5.89 | 6.06 | 6.02 | 6.32 | 6.01 | |
| | | Stride duration (s) | 0.460 | 0.461 | 0.460 | 0.444 | 0.444 | 0.453 | 0.461 | 0.460 | 0.439 | 0.422 | 0.435 | 0.449 | |
| | | Stride efficiency (%) | 52.03 | 51.13 | 52.48 | 54.68 | 64.86 | 58.19 | 54.43 | 54.19 | 57.39 | 56.71 | 62.48 | 56.37 | |
| | | Stride count | 34.66 | 34.97 | 34.51 | 33.81 | 31.04 | 32.77 | 33.89 | 33.96 | 33.00 | 33.20 | 31.63 | 432.90 | |

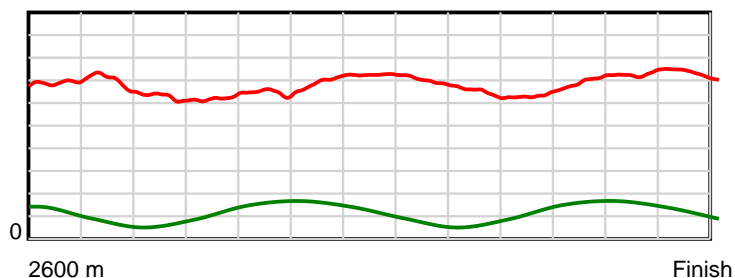
10 m Stride length



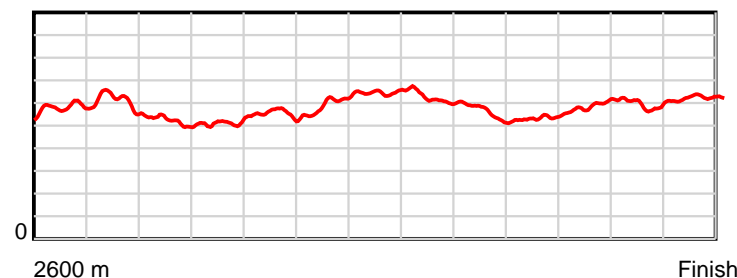
0.6 s Stride duration



20 m/sec Speed



100 % Stride efficiency



Note: Horizontal distance axis grid lines are 200m furlongs.

Disclaimer.

HRNZ and NZMTC and Thoroughbred Ratings Pty Ltd accepts no responsibility for the completeness or accuracy of any of the information contained herein, and makes no representations about its suitability for any particular purpose. Users should make their own judgements about those matters and/or seek independent advice. You assume all risks associated with use of the data provided on this page.



Race Results



December 10, 2023, Race 5, TENNANT ENGINEERING NEW ZEALAND PACING OAKS (MOBILE PACE), Distance 2600m, Addington - Survey 3200m

| Result | TAB no. | Horse (Barrier) | 2600 to | 2400m to |
|--------|---------|------------------------------|--------------|--------------|
| 6th | 11 | Advance Party (10) | 2400m | 2200m |
| | | Position in running (margin) | - | 10(7.3) |
| | | Sectional time (s) | 14.16 | 14.84 |
| | | Cumulative time (s) | 194.71 | 180.55 |
| | | Speed (m/s) | 14.13 | 13.48 |
| | | Stride length (m) | 6.86 | 6.75 |
| | | Stride duration (s) | 0.475 | 0.501 |
| | | Stride efficiency (%) | 73.61 | 71.24 |
| | | Stride count | 29.14 | 29.62 |

Disclaimer.

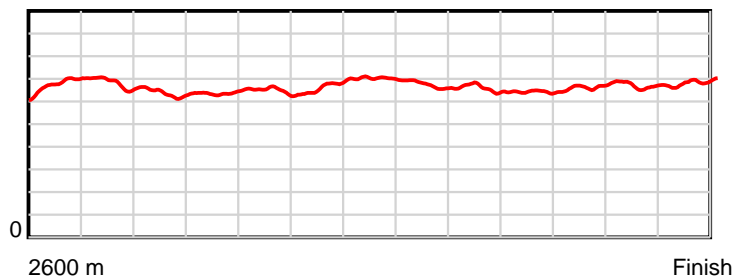
HRNZ and NZMTC and Thoroughbred Ratings Pty Ltd accepts no responsibility for the completeness or accuracy of any of the information contained herein, and makes no representations about its suitability for any particular purpose. Users should make their own judgements about those matters and/or seek independent advice. You assume all risks associated with use of the data provided on this page.

Race Results

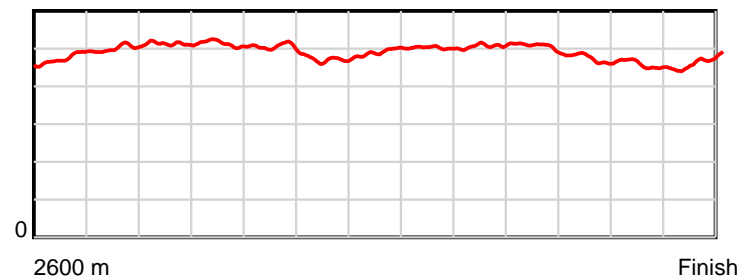
December 10, 2023, Race 5, TENNANT ENGINEERING NEW ZEALAND PACING OAKS (MOBILE PACE), Distance 2600m, Addington - Survey 3200m

| Result | TAB no. | Horse (Barrier) | 2200m to | 2000m to | 1800m to | 1600m to | 1400m to | 1200m to | 1000m to | 800m to | 600m to | 400m to | 200m to | Total or | Margin |
|--------|---------|------------------------------|--------------|--------------|--------------|--------------|--------------|--------------|-------------|-------------|-------------|-------------|-----------|----------------|--------|
| 6th | 11 | Advance Party (10) | 2000m | 1800m | 1600m | 1400m | 1200m | 1000m | 800m | 600m | 400m | 200m | WP | Average | |
| | | Position in running (margin) | 11(9.3) | 11(10.4) | 11(12.1) | 11(12.3) | 5(5.6) | 2(2.2) | 4(3.1) | 4(3.0) | 5(3.3) | 5(3.0) | 6(4.5) | | 7.00 |
| | | Sectional time (s) | 16.03 | 16.12 | 15.99 | 14.94 | 14.08 | 15.24 | 15.53 | 15.65 | 14.56 | 13.98 | 13.59 | | |
| | | Cumulative time (s) | 165.71 | 149.68 | 133.56 | 117.57 | 102.63 | 88.55 | 73.31 | 57.78 | 42.13 | 27.57 | 13.59 | 3:14.71 | |
| | | Speed (m/s) | 12.48 | 12.41 | 12.51 | 13.39 | 14.20 | 13.12 | 12.88 | 12.78 | 13.74 | 14.31 | 14.72 | 13.35 | |
| | | Stride length (m) | 6.40 | 6.37 | 6.31 | 6.33 | 7.00 | 6.59 | 6.54 | 6.43 | 6.50 | 6.52 | 6.86 | 6.57 | |
| | | Stride duration (s) | 0.513 | 0.513 | 0.505 | 0.473 | 0.493 | 0.502 | 0.508 | 0.503 | 0.473 | 0.456 | 0.466 | 0.492 | |
| | | Stride efficiency (%) | 64.01 | 63.34 | 62.25 | 62.53 | 76.47 | 67.77 | 66.91 | 64.66 | 65.94 | 66.41 | 73.60 | 67.38 | |
| | | Stride count | 31.25 | 31.41 | 31.69 | 31.62 | 28.59 | 30.37 | 30.56 | 31.09 | 30.79 | 30.68 | 29.14 | 395.95 | |

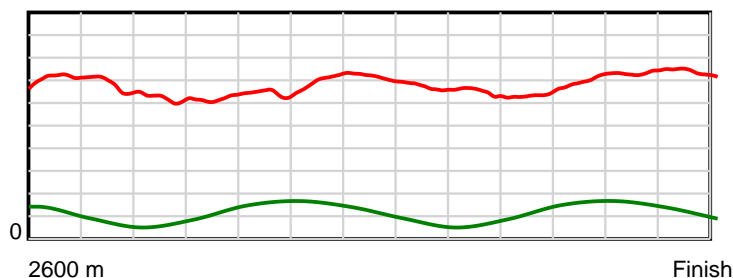
10 m Stride length



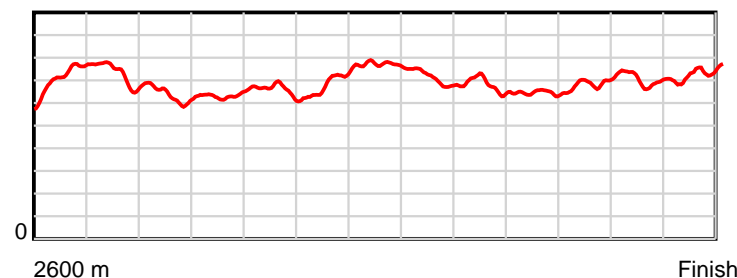
0.6 s Stride duration



20 m/sec Speed



100 % Stride efficiency



Note: Horizontal distance axis grid lines are 200m furlongs.

Disclaimer.

HRNZ and NZMTC and Thoroughbred Ratings Pty Ltd accepts no responsibility for the completeness or accuracy of any of the information contained herein, and makes no representations about its suitability for any particular purpose. Users should make their own judgements about those matters and/or seek independent advice. You assume all risks associated with use of the data provided on this page.



Race Results



December 10, 2023, Race 5, TENNANT ENGINEERING NEW ZEALAND PACING OAKS (MOBILE PACE), Distance 2600m, Addington - Survey 3200m

| Result | TAB no. | Horse (Barrier) | 2600 to | 2400m to |
|--------|---------|------------------------------|---------|----------|
| 7th | 4 | Takeitout (4) | 2400m | 2200m |
| | | Position in running (margin) | - | 5(3.1) |
| | | Sectional time (s) | 13.37 | 14.86 |
| | | Cumulative time (s) | 194.76 | 181.39 |
| | | Speed (m/s) | 14.96 | 13.46 |
| | | Stride length (m) | 6.77 | 6.37 |
| | | Stride duration (s) | 0.453 | 0.474 |
| | | Stride efficiency (%) | 71.63 | 63.44 |
| | | Stride count | 29.54 | 31.39 |

Disclaimer.

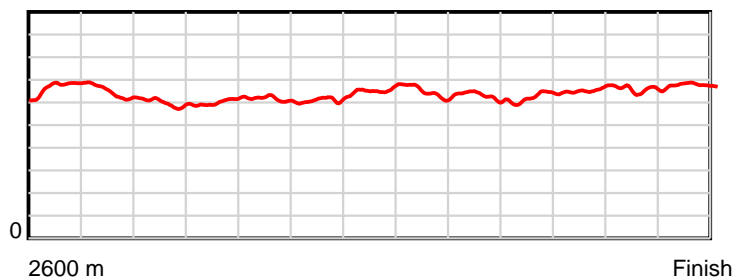
HRNZ and NZMTC and Thoroughbred Ratings Pty Ltd accepts no responsibility for the completeness or accuracy of any of the information contained herein, and makes no representations about its suitability for any particular purpose. Users should make their own judgements about those matters and/or seek independent advice. You assume all risks associated with use of the data provided on this page.

Race Results

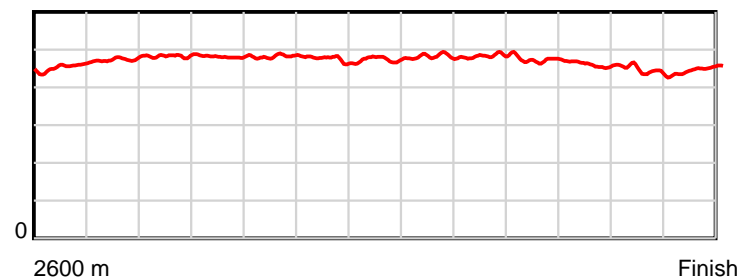
December 10, 2023, Race 5, TENNANT ENGINEERING NEW ZEALAND PACING OAKS (MOBILE PACE), Distance 2600m, Addington - Survey 3200m

| Result | TAB no. | Horse (Barrier) | 2200m to | 2000m to | 1800m to | 1600m to | 1400m to | 1200m to | 1000m to | 800m to | 600m to | 400m to | 200m to | Total or | Margin |
|--------|---------|------------------------------|----------|----------|----------|----------|----------|----------|----------|---------|---------|---------|---------|----------|--------|
| 7th | 4 | Takeitout (4) | 2000m | 1800m | 1600m | 1400m | 1200m | 1000m | 800m | 600m | 400m | 200m | WP | Average | |
| | | Position in running (margin) | 5(5.3) | 7(6.6) | 8(7.7) | 8(7.9) | 10(8.1) | 9(7.2) | 10(9.3) | 10(9.3) | 10(6.2) | 8(4.5) | 10(6.5) | | 7.30 |
| | | Sectional time (s) | 16.06 | 16.03 | 15.98 | 16.11 | 14.49 | 15.44 | 15.55 | 15.08 | 14.32 | 14.05 | 13.42 | | |
| | | Cumulative time (s) | 166.53 | 150.47 | 134.44 | 118.46 | 102.35 | 87.86 | 72.42 | 56.87 | 41.79 | 27.47 | 13.42 | 3:14.76 | |
| | | Speed (m/s) | 12.45 | 12.48 | 12.52 | 12.41 | 13.80 | 12.95 | 12.86 | 13.26 | 13.97 | 14.23 | 14.90 | 13.35 | |
| | | Stride length (m) | 6.01 | 6.00 | 6.04 | 5.89 | 6.55 | 6.25 | 6.23 | 6.25 | 6.43 | 6.31 | 6.69 | 6.28 | |
| | | Stride duration (s) | 0.483 | 0.481 | 0.482 | 0.475 | 0.475 | 0.482 | 0.485 | 0.472 | 0.460 | 0.443 | 0.449 | 0.470 | |
| | | Stride efficiency (%) | 56.48 | 56.32 | 56.93 | 54.26 | 67.08 | 60.97 | 60.71 | 61.12 | 64.51 | 62.19 | 69.88 | 61.65 | |
| | | Stride count | 33.27 | 33.31 | 33.14 | 33.94 | 30.53 | 32.02 | 32.09 | 31.98 | 31.13 | 31.70 | 29.91 | 413.95 | |

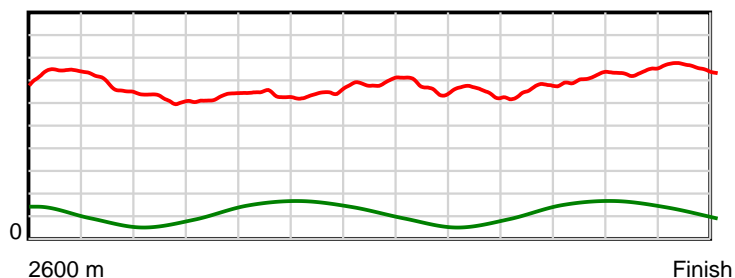
10 m Stride length



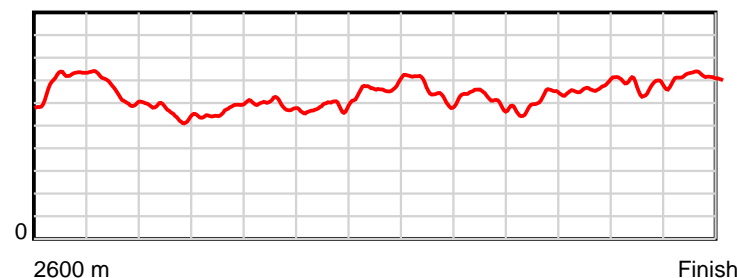
0.6 s Stride duration



20 m/sec Speed



100 % Stride efficiency



Note: Horizontal distance axis grid lines are 200m furlongs.

Disclaimer.

HRNZ and NZMTC and Thoroughbred Ratings Pty Ltd accepts no responsibility for the completeness or accuracy of any of the information contained herein, and makes no representations about its suitability for any particular purpose. Users should make their own judgements about those matters and/or seek independent advice. You assume all risks associated with use of the data provided on this page.



Race Results



December 10, 2023, Race 5, TENNANT ENGINEERING NEW ZEALAND PACING OAKS (MOBILE PACE), Distance 2600m, Addington - Survey 3200m

| Result | TAB no. | Horse (Barrier) | 2600 to | 2400m to |
|--------|---------|------------------------------|---------|----------|
| 8th | 5 | Cardi B (5) | 2400m | 2200m |
| | | Position in running (margin) | - | 4(2.9) |
| | | Sectional time (s) | 13.42 | 14.90 |
| | | Cumulative time (s) | 195.09 | 181.67 |
| | | Speed (m/s) | 14.91 | 13.42 |
| | | Stride length (m) | 6.38 | 6.03 |
| | | Stride duration (s) | 0.430 | 0.449 |
| | | Stride efficiency (%) | 63.67 | 56.86 |
| | | Stride count | 31.33 | 33.15 |

Disclaimer.

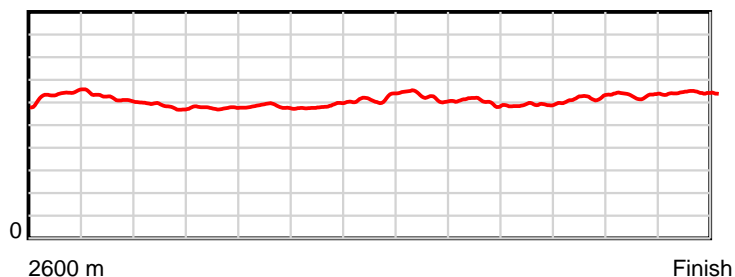
HRNZ and NZMTC and Thoroughbred Ratings Pty Ltd accepts no responsibility for the completeness or accuracy of any of the information contained herein, and makes no representations about its suitability for any particular purpose. Users should make their own judgements about those matters and/or seek independent advice. You assume all risks associated with use of the data provided on this page.

Race Results

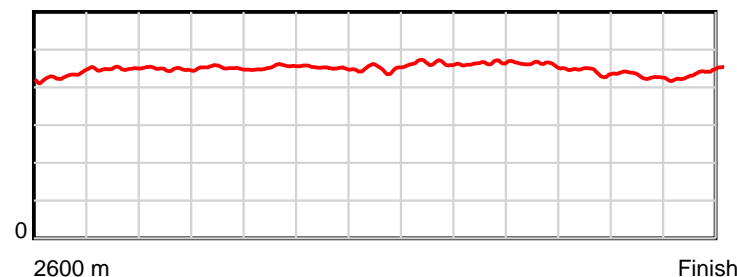
December 10, 2023, Race 5, TENNANT ENGINEERING NEW ZEALAND PACING OAKS (MOBILE PACE), Distance 2600m, Addington - Survey 3200m

| Result | TAB no. | Horse (Barrier) | 2200m to | 2000m to | 1800m to | 1600m to | 1400m to | 1200m to | 1000m to | 800m to | 600m to | 400m to | 200m to | Total or | Margin |
|--------|---------|------------------------------|----------|----------|----------|----------|----------|----------|----------|---------|---------|---------|---------|----------|--------|
| 8th | 5 | Cardi B (5) | 2000m | 1800m | 1600m | 1400m | 1200m | 1000m | 800m | 600m | 400m | 200m | WP | Average | |
| | | Position in running (margin) | 6(5.3) | 3(4.0) | 4(3.5) | 4(3.9) | 3(3.9) | 5(3.5) | 6(5.0) | 6(5.1) | 8(5.2) | 9(4.7) | 8(6.1) | | 9.10 |
| | | Sectional time (s) | 15.62 | 15.77 | 16.01 | 16.07 | 14.58 | 15.34 | 15.57 | 15.62 | 14.51 | 13.95 | 13.73 | | |
| | | Cumulative time (s) | 166.77 | 151.15 | 135.38 | 119.37 | 103.30 | 88.72 | 73.38 | 57.81 | 42.19 | 27.68 | 13.73 | 3:15.09 | |
| | | Speed (m/s) | 12.80 | 12.68 | 12.49 | 12.45 | 13.72 | 13.04 | 12.85 | 12.80 | 13.78 | 14.34 | 14.57 | 13.33 | |
| | | Stride length (m) | 5.74 | 5.74 | 5.67 | 5.62 | 6.17 | 6.05 | 5.97 | 5.89 | 6.08 | 6.14 | 6.41 | 5.98 | |
| | | Stride duration (s) | 0.449 | 0.452 | 0.454 | 0.452 | 0.450 | 0.464 | 0.465 | 0.460 | 0.441 | 0.428 | 0.440 | 0.449 | |
| | | Stride efficiency (%) | 51.51 | 51.41 | 50.21 | 49.41 | 59.56 | 57.15 | 55.73 | 54.16 | 57.80 | 58.90 | 64.17 | 55.92 | |
| | | Stride count | 34.83 | 34.87 | 35.28 | 35.57 | 32.40 | 33.07 | 33.49 | 33.97 | 32.88 | 32.58 | 31.21 | 434.63 | |

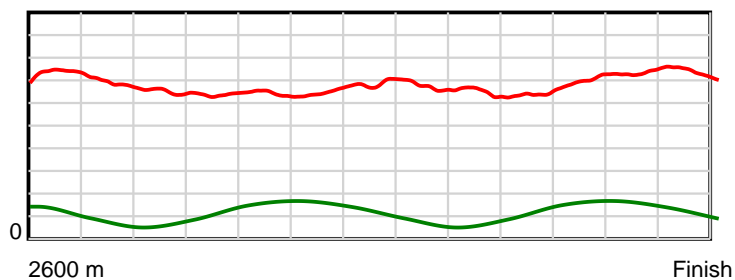
10 m Stride length



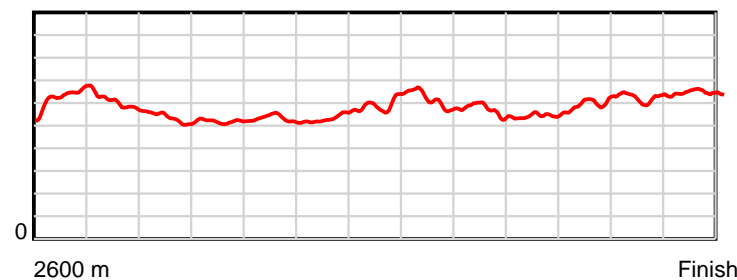
0.6 s Stride duration



20 m/sec Speed



100 % Stride efficiency



Note: Horizontal distance axis grid lines are 200m furlongs.

Disclaimer.

HRNZ and NZMTC and Thoroughbred Ratings Pty Ltd accepts no responsibility for the completeness or accuracy of any of the information contained herein, and makes no representations about its suitability for any particular purpose. Users should make their own judgements about those matters and/or seek independent advice. You assume all risks associated with use of the data provided on this page.



Race Results



December 10, 2023, Race 5, TENNANT ENGINEERING NEW ZEALAND PACING OAKS (MOBILE PACE), Distance 2600m, Addington - Survey 3200m

| Result | TAB no. | Horse (Barrier) | 2600 to | 2400m to |
|--------|---------|------------------------------|---------|----------|
| 9th | 1 | Jazzy Styx (1) | 2400m | 2200m |
| | | Position in running (margin) | - | 6(3.1) |
| | | Sectional time (s) | 13.30 | 14.67 |
| | | Cumulative time (s) | 195.11 | 181.81 |
| | | Speed (m/s) | 15.04 | 13.63 |
| | | Stride length (m) | 6.13 | 5.95 |
| | | Stride duration (s) | 0.409 | 0.436 |
| | | Stride efficiency (%) | 58.71 | 55.29 |
| | | Stride count | 32.63 | 33.62 |

Disclaimer.

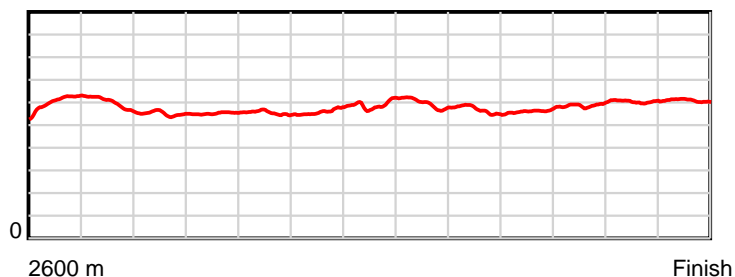
HRNZ and NZMTC and Thoroughbred Ratings Pty Ltd accepts no responsibility for the completeness or accuracy of any of the information contained herein, and makes no representations about its suitability for any particular purpose. Users should make their own judgements about those matters and/or seek independent advice. You assume all risks associated with use of the data provided on this page.

Race Results

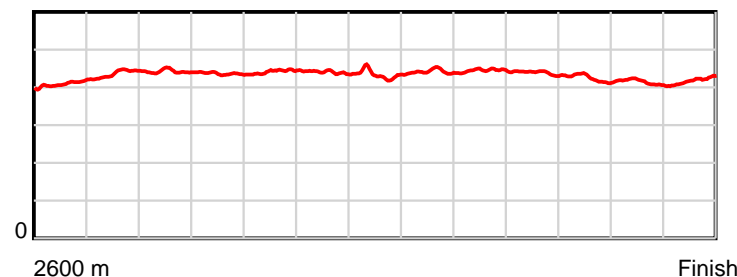
December 10, 2023, Race 5, TENNANT ENGINEERING NEW ZEALAND PACING OAKS (MOBILE PACE), Distance 2600m, Addington - Survey 3200m

| Result | TAB no. | Horse (Barrier) | 2200m to | 2000m to | 1800m to | 1600m to | 1400m to | 1200m to | 1000m to | 800m to | 600m to | 400m to | 200m to | Total or | Margin |
|--------|---------|------------------------------|----------|----------|----------|----------|----------|----------|----------|---------|---------|---------|---------|----------|--------|
| 9th | 1 | Jazy Styx (1) | 2000m | 1800m | 1600m | 1400m | 1200m | 1000m | 800m | 600m | 400m | 200m | WP | Average | |
| | | Position in running (margin) | 4(4.1) | 4(4.6) | 5(4.5) | 5(5.5) | 6(5.8) | 8(6.0) | 7(5.8) | 7(5.8) | 9(5.7) | 10(5.3) | 9(6.2) | | 9.20 |
| | | Sectional time (s) | 15.92 | 15.84 | 16.11 | 16.12 | 14.68 | 15.05 | 15.54 | 15.60 | 14.53 | 13.87 | 13.88 | | |
| | | Cumulative time (s) | 167.14 | 151.22 | 135.38 | 119.27 | 103.15 | 88.47 | 73.42 | 57.88 | 42.28 | 27.75 | 13.88 | 3:15.11 | |
| | | Speed (m/s) | 12.56 | 12.63 | 12.41 | 12.41 | 13.62 | 13.29 | 12.87 | 12.82 | 13.76 | 14.42 | 14.41 | 13.33 | |
| | | Stride length (m) | 5.56 | 5.52 | 5.48 | 5.46 | 5.91 | 5.87 | 5.72 | 5.63 | 5.84 | 5.97 | 6.04 | 5.77 | |
| | | Stride duration (s) | 0.442 | 0.437 | 0.441 | 0.440 | 0.434 | 0.442 | 0.445 | 0.439 | 0.424 | 0.414 | 0.419 | 0.433 | |
| | | Stride efficiency (%) | 48.26 | 47.53 | 46.90 | 46.61 | 54.62 | 53.87 | 51.17 | 49.49 | 53.22 | 55.64 | 56.97 | 51.95 | |
| | | Stride count | 35.99 | 36.26 | 36.51 | 36.62 | 33.83 | 34.06 | 34.95 | 35.54 | 34.27 | 33.52 | 33.12 | 450.92 | |

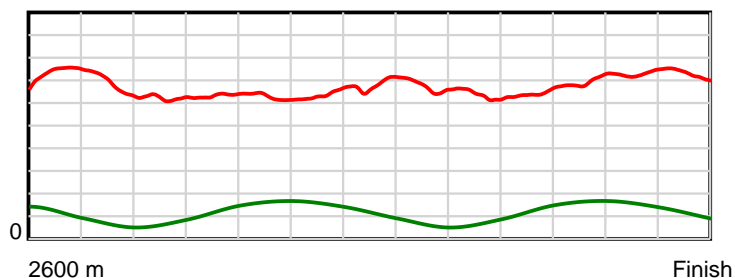
10 m Stride length



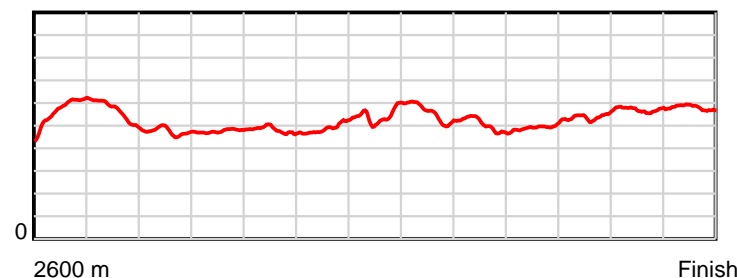
0.6 s Stride duration



20 m/sec Speed



100 % Stride efficiency



Note: Horizontal distance axis grid lines are 200m furlongs.

Disclaimer.

HRNZ and NZMTC and Thoroughbred Ratings Pty Ltd accepts no responsibility for the completeness or accuracy of any of the information contained herein, and makes no representations about its suitability for any particular purpose. Users should make their own judgements about those matters and/or seek independent advice. You assume all risks associated with use of the data provided on this page.



Race Results



December 10, 2023, Race 5, TENNANT ENGINEERING NEW ZEALAND PACING OAKS (MOBILE PACE), Distance 2600m, Addington - Survey 3200m

| Result | TAB no. | Horse (Barrier) | 2600 to | 2400m to |
|--------|---------|------------------------------|--------------|--------------|
| 10th | 6 | Wicked Wanda (6) | 2400m | 2200m |
| | | Position in running (margin) | - | 8(4.9) |
| | | Sectional time (s) | 13.61 | 15.00 |
| | | Cumulative time (s) | 195.73 | 182.12 |
| | | Speed (m/s) | 14.70 | 13.33 |
| | | Stride length (m) | 6.50 | 6.20 |
| | | Stride duration (s) | 0.447 | 0.465 |
| | | Stride efficiency (%) | 66.10 | 60.12 |
| | | Stride count | 30.75 | 32.24 |

Disclaimer.

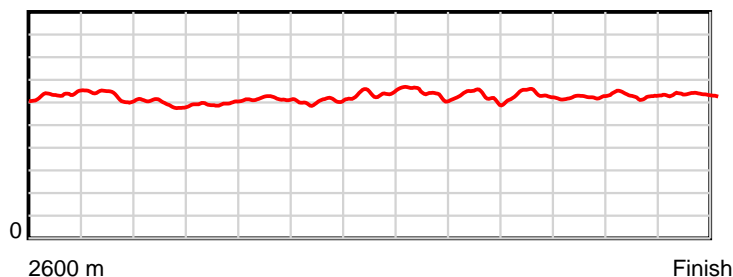
HRNZ and NZMTC and Thoroughbred Ratings Pty Ltd accepts no responsibility for the completeness or accuracy of any of the information contained herein, and makes no representations about its suitability for any particular purpose. Users should make their own judgements about those matters and/or seek independent advice. You assume all risks associated with use of the data provided on this page.

Race Results

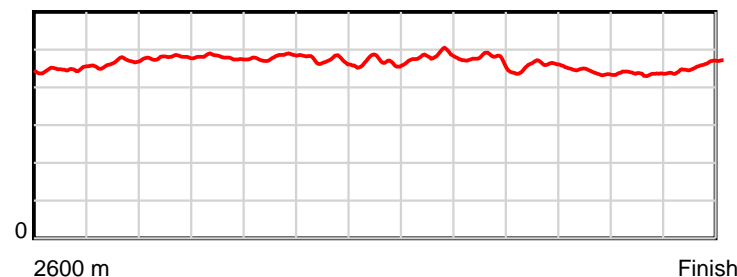
December 10, 2023, Race 5, TENNANT ENGINEERING NEW ZEALAND PACING OAKS (MOBILE PACE), Distance 2600m, Addington - Survey 3200m

| Result | TAB no. | Horse (Barrier) | 2200m to | 2000m to | 1800m to | 1600m to | 1400m to | 1200m to | 1000m to | 800m to | 600m to | 400m to | 200m to | Total or | Margin |
|--------|---------|------------------------------|--------------|--------------|--------------|--------------|--------------|--------------|-------------|-------------|-------------|-------------|-----------|----------------|--------|
| 10th | 6 | Wicked Wanda (6) | 2000m | 1800m | 1600m | 1400m | 1200m | 1000m | 800m | 600m | 400m | 200m | WP | Average | |
| | | Position in running (margin) | 9(7.9) | 9(9.5) | 10(10.4) | 10(10.4) | 12(10.2) | 11(9.0) | 12(11.7) | 12(9.8) | 4(2.5) | 4(2.1) | 7(5.3) | | 12.70 |
| | | Sectional time (s) | 16.11 | 16.00 | 15.95 | 16.03 | 14.45 | 15.53 | 15.23 | 14.39 | 14.53 | 14.25 | 14.65 | | |
| | | Cumulative time (s) | 167.12 | 151.01 | 135.01 | 119.06 | 103.03 | 88.58 | 73.05 | 57.82 | 43.43 | 28.90 | 14.65 | 3:15.73 | |
| | | Speed (m/s) | 12.41 | 12.50 | 12.54 | 12.48 | 13.84 | 12.88 | 13.13 | 13.90 | 13.76 | 14.04 | 13.65 | 13.28 | |
| | | Stride length (m) | 5.95 | 6.00 | 6.03 | 5.88 | 6.47 | 6.23 | 6.19 | 6.37 | 6.06 | 6.12 | 6.27 | 6.17 | |
| | | Stride duration (s) | 0.480 | 0.480 | 0.481 | 0.472 | 0.467 | 0.483 | 0.472 | 0.458 | 0.440 | 0.436 | 0.460 | 0.464 | |
| | | Stride efficiency (%) | 55.37 | 56.26 | 56.73 | 54.08 | 65.42 | 60.56 | 59.94 | 63.36 | 57.37 | 58.53 | 61.52 | 59.48 | |
| | | Stride count | 33.60 | 33.33 | 33.19 | 34.00 | 30.91 | 32.13 | 32.29 | 31.41 | 33.01 | 32.68 | 31.88 | 421.42 | |

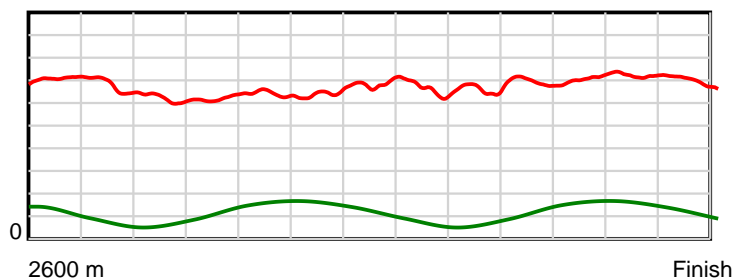
10 m Stride length



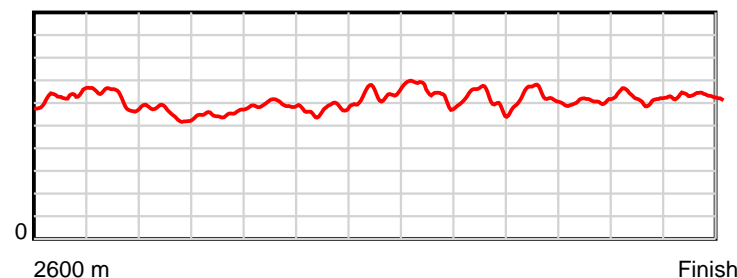
0.6 s Stride duration



20 m/sec Speed



100 % Stride efficiency



Note: Horizontal distance axis grid lines are 200m furlongs.

Disclaimer.

HRNZ and NZMTC and Thoroughbred Ratings Pty Ltd accepts no responsibility for the completeness or accuracy of any of the information contained herein, and makes no representations about its suitability for any particular purpose. Users should make their own judgements about those matters and/or seek independent advice. You assume all risks associated with use of the data provided on this page.



Race Results



December 10, 2023, Race 5, TENNANT ENGINEERING NEW ZEALAND PACING OAKS (MOBILE PACE), Distance 2600m, Addington - Survey 3200m

| Result | TAB no. | Horse (Barrier) | 2600 to | 2400m to |
|--------|---------|-------------------------------|--------------|--------------|
| 11th | 12 | You Little Bea... (11) | 2400m | 2200m |
| | | Position in running (margin) | - | 11(9.1) |
| | | Sectional time (s) | 14.34 | 14.44 |
| | | Cumulative time (s) | 195.75 | 181.41 |
| | | Speed (m/s) | 13.95 | 13.85 |
| | | Stride length (m) | 6.28 | 6.24 |
| | | Stride duration (s) | 0.445 | 0.450 |
| | | Stride efficiency (%) | 61.69 | 60.85 |
| | | Stride count | 31.83 | 32.05 |

Disclaimer.

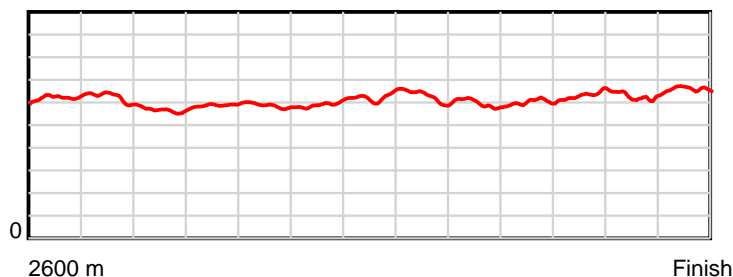
HRNZ and NZMTC and Thoroughbred Ratings Pty Ltd accepts no responsibility for the completeness or accuracy of any of the information contained herein, and makes no representations about its suitability for any particular purpose. Users should make their own judgements about those matters and/or seek independent advice. You assume all risks associated with use of the data provided on this page.

Race Results

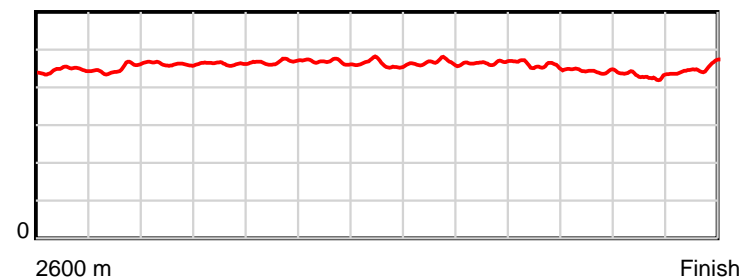
December 10, 2023, Race 5, TENNANT ENGINEERING NEW ZEALAND PACING OAKS (MOBILE PACE), Distance 2600m, Addington - Survey 3200m

| Result | TAB no. | Horse (Barrier) | 2200m to | 2000m to | 1800m to | 1600m to | 1400m to | 1200m to | 1000m to | 800m to | 600m to | 400m to | 200m to | Total or | Margin |
|--------|---------|-------------------------------|--------------|--------------|--------------|--------------|--------------|--------------|-------------|-------------|-------------|-------------|-----------|----------------|--------|
| 11th | 12 | You Little Bea... (11) | 2000m | 1800m | 1600m | 1400m | 1200m | 1000m | 800m | 600m | 400m | 200m | WP | Average | |
| | | Position in running (margin) | 10(8.7) | 10(10.2) | 9(9.2) | 9(10.3) | 11(10.2) | 12(10.7) | 11(10.0) | 11(9.7) | 11(7.6) | 12(7.5) | 12(9.8) | | 12.80 |
| | | Sectional time (s) | 16.10 | 15.67 | 16.14 | 16.05 | 14.73 | 14.97 | 15.51 | 15.24 | 14.59 | 14.11 | 13.86 | | |
| | | Cumulative time (s) | 166.97 | 150.87 | 135.20 | 119.06 | 103.01 | 88.28 | 73.31 | 57.80 | 42.56 | 27.97 | 13.86 | 3:15.75 | |
| | | Speed (m/s) | 12.42 | 12.76 | 12.39 | 12.46 | 13.58 | 13.36 | 12.89 | 13.12 | 13.71 | 14.17 | 14.43 | 13.28 | |
| | | Stride length (m) | 5.74 | 5.90 | 5.80 | 5.83 | 6.28 | 6.22 | 6.00 | 6.02 | 6.08 | 6.09 | 6.54 | 6.07 | |
| | | Stride duration (s) | 0.462 | 0.463 | 0.468 | 0.468 | 0.462 | 0.466 | 0.465 | 0.459 | 0.443 | 0.430 | 0.453 | 0.457 | |
| | | Stride efficiency (%) | 51.43 | 54.48 | 52.48 | 53.07 | 61.56 | 60.48 | 56.31 | 56.61 | 57.71 | 57.99 | 66.83 | 57.58 | |
| | | Stride count | 34.86 | 33.87 | 34.51 | 34.32 | 31.86 | 32.15 | 33.32 | 33.23 | 32.91 | 32.83 | 30.58 | 428.32 | |

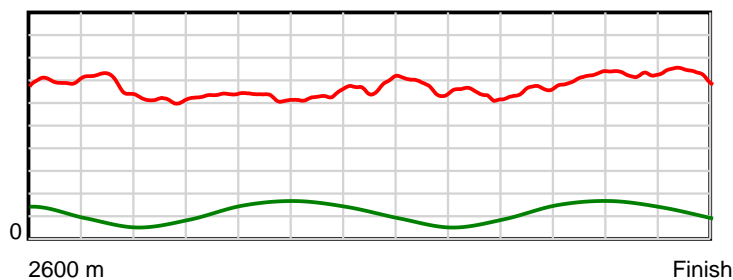
10 m Stride length



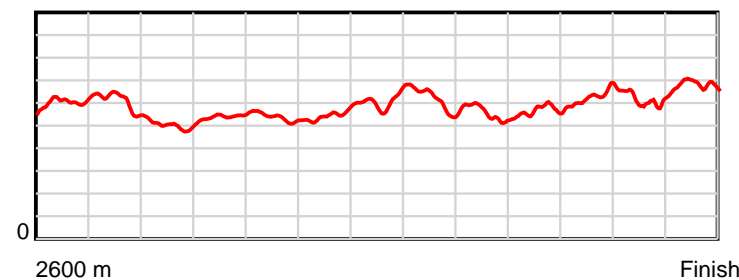
0.6 s Stride duration



20 m/sec Speed



100 % Stride efficiency



Note: Horizontal distance axis grid lines are 200m furlongs.

Disclaimer.

HRNZ and NZMTC and Thoroughbred Ratings Pty Ltd accepts no responsibility for the completeness or accuracy of any of the information contained herein, and makes no representations about its suitability for any particular purpose. Users should make their own judgements about those matters and/or seek independent advice. You assume all risks associated with use of the data provided on this page.



Race Results



December 10, 2023, Race 5, TENNANT ENGINEERING NEW ZEALAND PACING OAKS (MOBILE PACE), Distance 2600m, Addington - Survey 3200m

| Result | TAB no. | Horse (Barrier) | 2600 to | 2400m to |
|--------|---------|------------------------------|--------------|--------------|
| 12th | 10 | Tokyo Rose (9) | 2400m | 2200m |
| | | Position in running (margin) | - | 9(6.6) |
| | | Sectional time (s) | 13.87 | 14.48 |
| | | Cumulative time (s) | 195.93 | 182.06 |
| | | Speed (m/s) | 14.42 | 13.81 |
| | | Stride length (m) | 6.50 | 6.33 |
| | | Stride duration (s) | 0.442 | 0.458 |
| | | Stride efficiency (%) | 66.07 | 62.59 |
| | | Stride count | 30.76 | 31.60 |

Disclaimer.

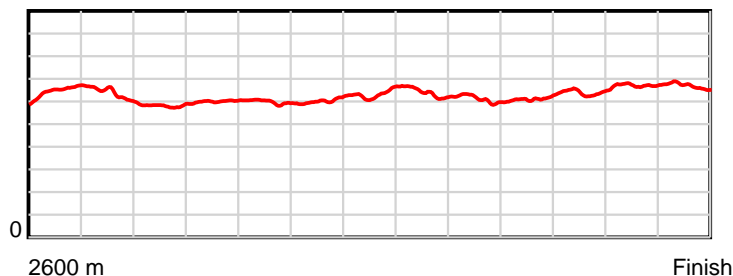
HRNZ and NZMTC and Thoroughbred Ratings Pty Ltd accepts no responsibility for the completeness or accuracy of any of the information contained herein, and makes no representations about its suitability for any particular purpose. Users should make their own judgements about those matters and/or seek independent advice. You assume all risks associated with use of the data provided on this page.

Race Results

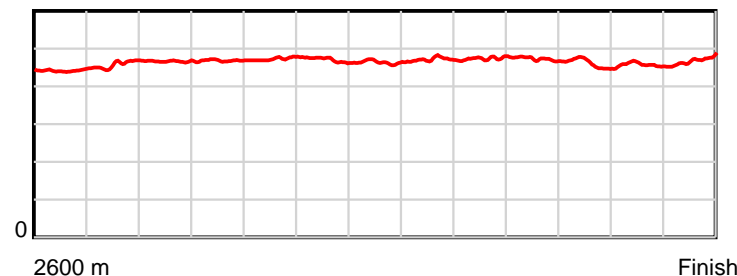
December 10, 2023, Race 5, TENNANT ENGINEERING NEW ZEALAND PACING OAKS (MOBILE PACE), Distance 2600m, Addington - Survey 3200m

| Result | TAB no. | Horse (Barrier) | 2200m to | 2000m to | 1800m to | 1600m to | 1400m to | 1200m to | 1000m to | 800m to | 600m to | 400m to | 200m to | Total or | Margin |
|--------|---------|------------------------------|--------------|--------------|--------------|--------------|--------------|--------------|-------------|-------------|-------------|-------------|-----------|----------------|--------|
| 12th | 10 | Tokyo Rose (9) | 2000m | 1800m | 1600m | 1400m | 1200m | 1000m | 800m | 600m | 400m | 200m | WP | Average | |
| | | Position in running (margin) | 7(6.4) | 8(7.0) | 7(6.4) | 7(7.5) | 9(8.1) | 10(8.7) | 9(7.9) | 9(7.2) | 12(7.6) | 11(6.9) | 11(8.5) | | 13.80 |
| | | Sectional time (s) | 15.94 | 15.75 | 16.13 | 16.16 | 14.76 | 14.93 | 15.45 | 15.67 | 14.49 | 13.99 | 14.31 | | |
| | | Cumulative time (s) | 167.58 | 151.64 | 135.89 | 119.76 | 103.60 | 88.84 | 73.91 | 58.46 | 42.79 | 28.30 | 14.31 | 3:15.93 | |
| | | Speed (m/s) | 12.55 | 12.70 | 12.40 | 12.38 | 13.55 | 13.40 | 12.94 | 12.76 | 13.80 | 14.30 | 13.98 | 13.27 | |
| | | Stride length (m) | 5.85 | 5.94 | 5.86 | 5.82 | 6.29 | 6.31 | 6.13 | 6.04 | 6.35 | 6.54 | 6.58 | 6.18 | |
| | | Stride duration (s) | 0.466 | 0.468 | 0.472 | 0.471 | 0.464 | 0.471 | 0.473 | 0.473 | 0.460 | 0.458 | 0.470 | 0.466 | |
| | | Stride efficiency (%) | 53.48 | 55.18 | 53.63 | 53.00 | 61.76 | 62.31 | 58.73 | 56.94 | 62.96 | 66.88 | 67.58 | 59.77 | |
| | | Stride count | 34.19 | 33.66 | 34.14 | 34.34 | 31.81 | 31.67 | 32.62 | 33.13 | 31.51 | 30.57 | 30.41 | 420.41 | |

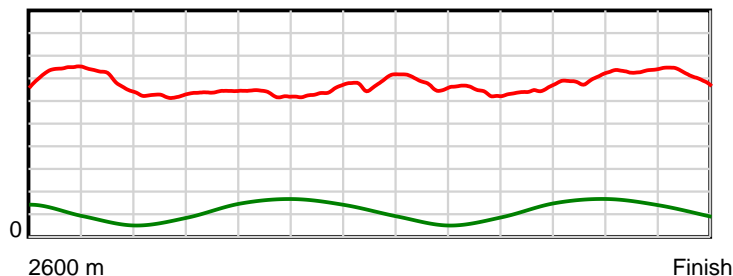
10 m Stride length



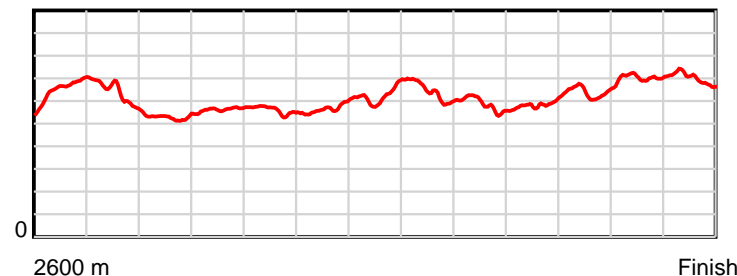
0.6 s Stride duration



20 m/sec Speed



100 % Stride efficiency



Note: Horizontal distance axis grid lines are 200m furlongs.

Disclaimer.

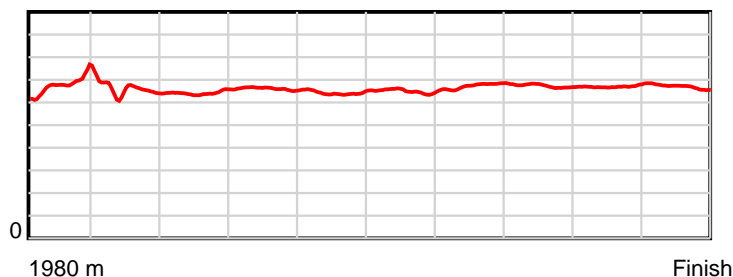
HRNZ and NZMTC and Thoroughbred Ratings Pty Ltd accepts no responsibility for the completeness or accuracy of any of the information contained herein, and makes no representations about its suitability for any particular purpose. Users should make their own judgements about those matters and/or seek independent advice. You assume all risks associated with use of the data provided on this page.

Race Results

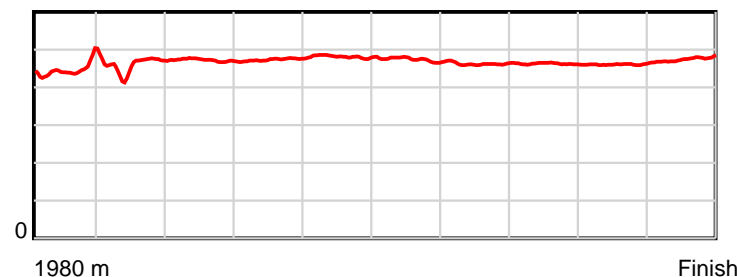
December 10, 2023, Race 6, EAST WEST FENCING SUMMER CUP (MOBILE PACE), Distance 1980m, Addington - Survey 1980m

| Result | TAB no. | Horse (Barrier) | 1980 to | 1800m to | 1600m to | 1400m to | 1200m to | 1000m to | 800m to | 600m to | 400m to | 200m to | Total or | Margin |
|--------|---------|------------------------------|--------------|--------------|--------------|--------------|--------------|-------------|-------------|-------------|-------------|-----------|----------------|--------|
| 1st | 5 | Beach Ball (5) | 1800m | 1600m | 1400m | 1200m | 1000m | 800m | 600m | 400m | 200m | WP | Average | |
| | | Position in running (margin) | - | 2(0.1) | 1(0.0) | 1(0.0) | 1(0.0) | 1(0.0) | 1(0.0) | 1(0.0) | 1(0.0) | 1(0.0) | | 0.00 |
| | | Sectional time (s) | 11.91 | 14.34 | 14.77 | 14.40 | 14.90 | 14.65 | 13.77 | 13.98 | 13.82 | 14.19 | | |
| | | Cumulative time (s) | 140.73 | 128.82 | 114.48 | 99.71 | 85.31 | 70.41 | 55.76 | 41.99 | 28.01 | 14.19 | 2:20.73 | |
| | | Speed (m/s) | 15.11 | 13.95 | 13.54 | 13.89 | 13.42 | 13.65 | 14.52 | 14.31 | 14.47 | 14.09 | 14.07 | |
| | | Stride length (m) | 6.78 | 6.41 | 6.39 | 6.58 | 6.47 | 6.46 | 6.72 | 6.62 | 6.67 | 6.70 | 6.57 | |
| | | Stride duration (s) | 0.445 | 0.459 | 0.472 | 0.474 | 0.482 | 0.473 | 0.462 | 0.463 | 0.461 | 0.476 | 0.467 | |
| | | Stride efficiency (%) | 71.79 | 64.17 | 63.72 | 67.74 | 65.33 | 65.12 | 70.49 | 68.46 | 69.46 | 70.17 | 67.51 | |
| | | Stride count | 26.56 | 31.21 | 31.32 | 30.38 | 30.93 | 30.98 | 29.78 | 30.22 | 30.00 | 29.85 | 301.23 | |

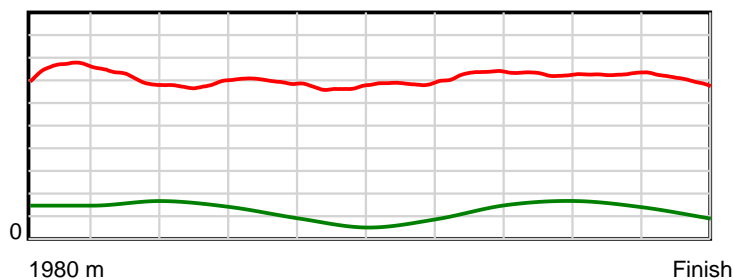
10 m Stride length



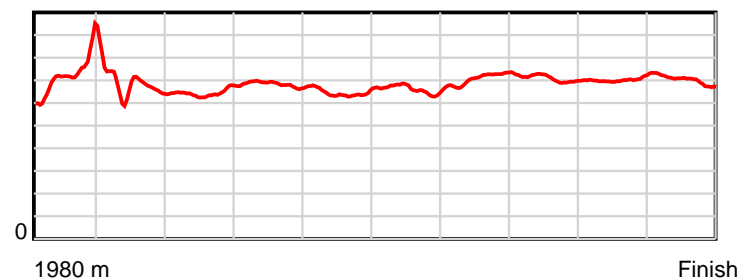
0.6 s Stride duration



20 m/sec Speed



100 % Stride efficiency



Note: Horizontal distance axis grid lines are 200m furlongs.

Disclaimer.

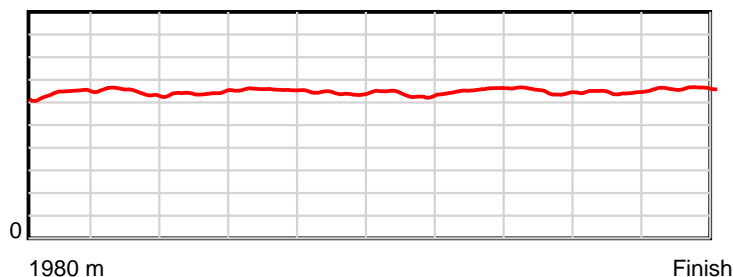
HRNZ and NZMTC and Thoroughbred Ratings Pty Ltd accepts no responsibility for the completeness or accuracy of any of the information contained herein, and makes no representations about its suitability for any particular purpose. Users should make their own judgements about those matters and/or seek independent advice. You assume all risks associated with use of the data provided on this page.

Race Results

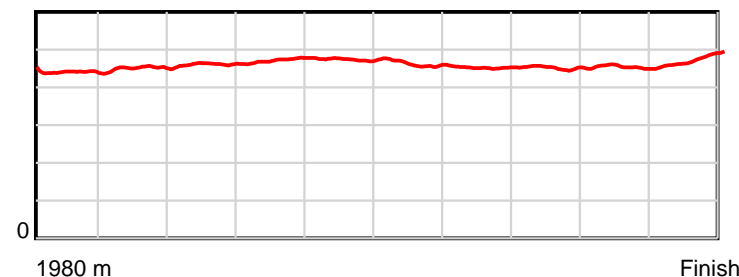
December 10, 2023, Race 6, EAST WEST FENCING SUMMER CUP (MOBILE PACE), Distance 1980m, Addington - Survey 1980m

| Result | TAB no. | Horse (Barrier) | 1980 to | 1800m to | 1600m to | 1400m to | 1200m to | 1000m to | 800m to | 600m to | 400m to | 200m to | Total or | Margin |
|--------|---------|------------------------------|--------------|--------------|--------------|--------------|--------------|-------------|-------------|-------------|-------------|-----------|----------------|--------|
| 2nd | 7 | Self Assured (7) | 1800m | 1600m | 1400m | 1200m | 1000m | 800m | 600m | 400m | 200m | WP | Average | |
| | | Position in running (margin) | - | 4(2.9) | 3(2.0) | 2(1.3) | 2(0.9) | 2(1.6) | 2(1.7) | 2(1.5) | 2(1.9) | 2(4.2) | | 4.20 |
| | | Sectional time (s) | 12.24 | 14.20 | 14.66 | 14.33 | 15.02 | 14.66 | 13.74 | 14.05 | 14.21 | 14.37 | | |
| | | Cumulative time (s) | 141.48 | 129.24 | 115.04 | 100.38 | 86.05 | 71.03 | 56.37 | 42.63 | 28.58 | 14.37 | 2:21.48 | |
| | | Speed (m/s) | 14.71 | 14.08 | 13.64 | 13.96 | 13.32 | 13.64 | 14.56 | 14.23 | 14.07 | 13.92 | 13.99 | |
| | | Stride length (m) | 6.47 | 6.34 | 6.29 | 6.59 | 6.31 | 6.30 | 6.58 | 6.43 | 6.39 | 6.62 | 6.43 | |
| | | Stride duration (s) | 0.440 | 0.450 | 0.461 | 0.472 | 0.474 | 0.462 | 0.452 | 0.451 | 0.454 | 0.476 | 0.459 | |
| | | Stride efficiency (%) | 65.36 | 62.87 | 61.76 | 67.78 | 62.22 | 62.04 | 67.67 | 64.54 | 63.88 | 68.46 | 64.58 | |
| | | Stride count | 27.83 | 31.53 | 31.81 | 30.37 | 31.70 | 31.74 | 30.39 | 31.12 | 31.28 | 30.22 | 307.99 | |

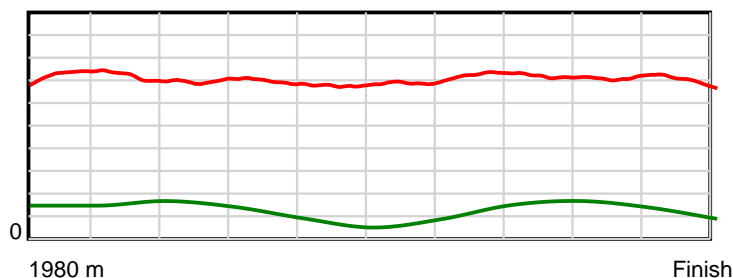
10 m Stride length



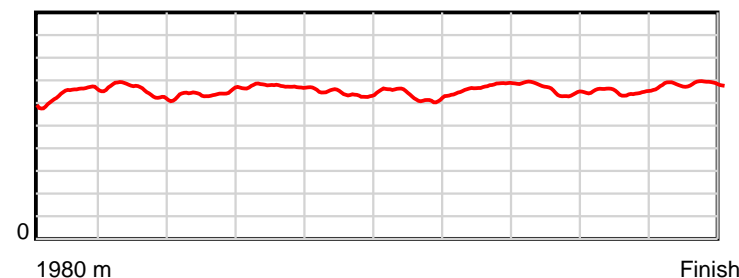
0.6 s Stride duration



20 m/sec Speed



100 % Stride efficiency



Note: Horizontal distance axis grid lines are 200m furlongs.

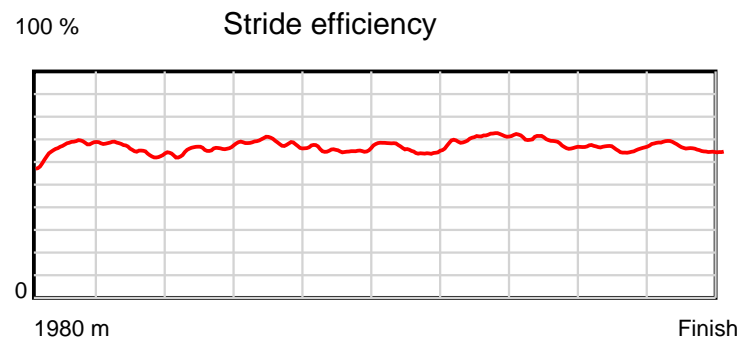
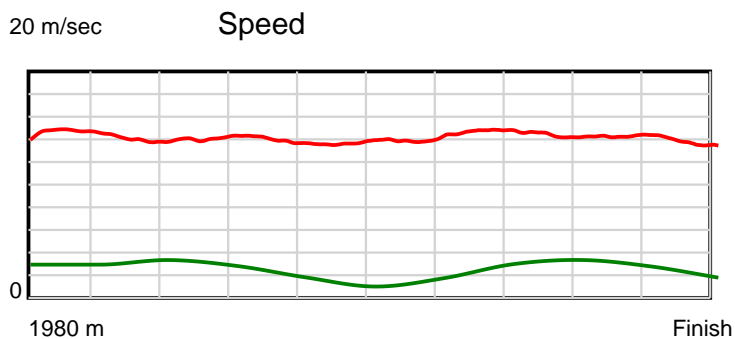
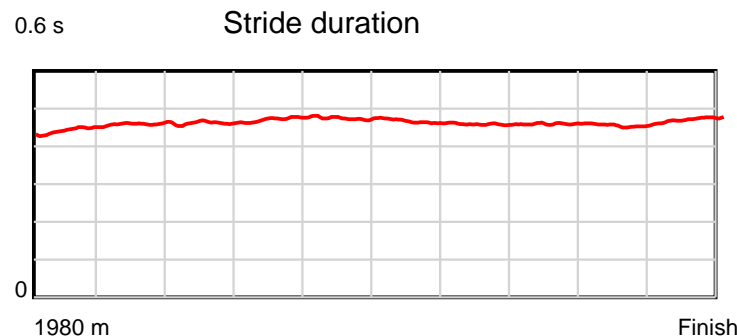
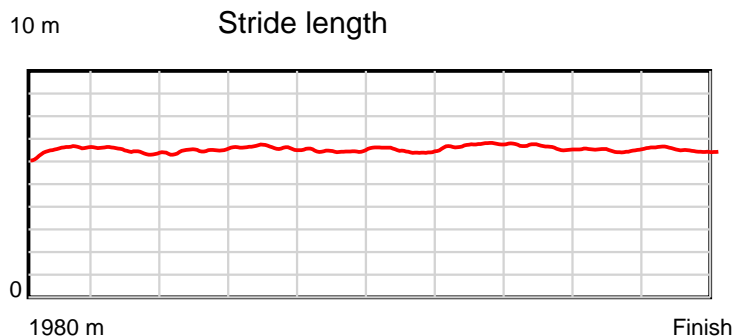
Disclaimer.

HRNZ and NZMTC and Thoroughbred Ratings Pty Ltd accepts no responsibility for the completeness or accuracy of any of the information contained herein, and makes no representations about its suitability for any particular purpose. Users should make their own judgements about those matters and/or seek independent advice. You assume all risks associated with use of the data provided on this page.

Race Results

December 10, 2023, Race 6, EAST WEST FENCING SUMMER CUP (MOBILE PACE), Distance 1980m, Addington - Survey 1980m

| Result | TAB no. | Horse (Barrier) | 1980 to | 1800m to | 1600m to | 1400m to | 1200m to | 1000m to | 800m to | 600m to | 400m to | 200m to | Total or | Margin |
|--------|---------|------------------------------|---------|----------|----------|----------|----------|----------|---------|---------|---------|---------|----------|--------|
| 3rd | 3 | American Me (3) | 1800m | 1600m | 1400m | 1200m | 1000m | 800m | 600m | 400m | 200m | WP | Average | |
| | | Position in running (margin) | - | 3(2.5) | 5(4.9) | 4(3.4) | 4(3.1) | 4(3.1) | 4(3.4) | 4(2.9) | 4(4.8) | 3(7.6) | | 8.10 |
| | | Sectional time (s) | 12.04 | 14.75 | 14.52 | 14.36 | 14.89 | 14.71 | 13.69 | 14.30 | 14.29 | 14.64 | | |
| | | Cumulative time (s) | 142.19 | 130.15 | 115.40 | 100.88 | 86.52 | 71.63 | 56.92 | 43.23 | 28.93 | 14.64 | 2:22.19 | |
| | | Speed (m/s) | 14.95 | 13.56 | 13.77 | 13.93 | 13.43 | 13.60 | 14.61 | 13.99 | 14.00 | 13.66 | 13.92 | |
| | | Stride length (m) | 6.48 | 6.23 | 6.36 | 6.58 | 6.37 | 6.33 | 6.70 | 6.43 | 6.37 | 6.47 | 6.43 | |
| | | Stride duration (s) | 0.443 | 0.460 | 0.461 | 0.472 | 0.474 | 0.466 | 0.458 | 0.460 | 0.455 | 0.473 | 0.462 | |
| | | Stride efficiency (%) | 65.69 | 60.73 | 63.13 | 67.59 | 63.48 | 62.67 | 70.14 | 64.58 | 63.47 | 65.32 | 64.60 | |
| | | Stride count | 27.76 | 32.08 | 31.47 | 30.41 | 31.38 | 31.58 | 29.85 | 31.11 | 31.38 | 30.93 | 307.95 | |



Note: Horizontal distance axis grid lines are 200m furlongs.

Disclaimer.

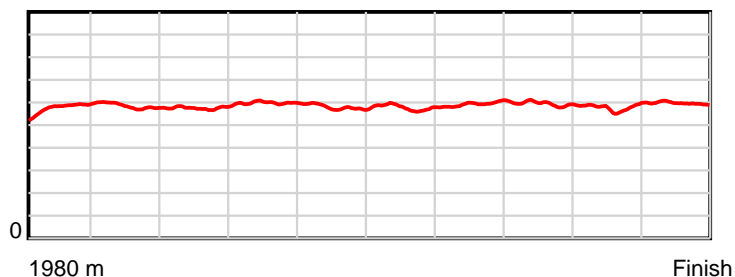
HRNZ and NZMTC and Thoroughbred Ratings Pty Ltd accepts no responsibility for the completeness or accuracy of any of the information contained herein, and makes no representations about its suitability for any particular purpose. Users should make their own judgements about those matters and/or seek independent advice. You assume all risks associated with use of the data provided on this page.

Race Results

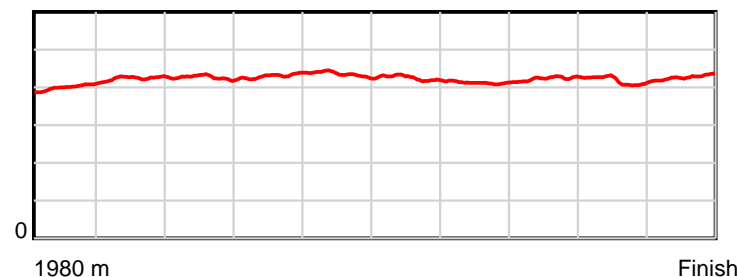
December 10, 2023, Race 6, EAST WEST FENCING SUMMER CUP (MOBILE PACE), Distance 1980m, Addington - Survey 1980m

| Result | TAB no. | Horse (Barrier) | 1980 to | 1800m to | 1600m to | 1400m to | 1200m to | 1000m to | 800m to | 600m to | 400m to | 200m to | Total or | Margin |
|--------|---------|------------------------------|--------------|--------------|--------------|--------------|--------------|-------------|-------------|-------------|-------------|-----------|----------------|--------|
| 4th | 1 | Heisenberg (1) | 1800m | 1600m | 1400m | 1200m | 1000m | 800m | 600m | 400m | 200m | WP | Average | |
| | | Position in running (margin) | - | 5(3.0) | 4(3.7) | 5(3.7) | 5(3.2) | 5(4.0) | 5(4.3) | 6(4.6) | 6(6.2) | 4(9.3) | | 9.30 |
| | | Sectional time (s) | 12.43 | 14.47 | 14.78 | 14.32 | 15.04 | 14.70 | 13.82 | 14.24 | 14.35 | 14.26 | | |
| | | Cumulative time (s) | 142.41 | 129.98 | 115.51 | 100.73 | 86.41 | 71.37 | 56.67 | 42.85 | 28.61 | 14.26 | 2:22.41 | |
| | | Speed (m/s) | 14.48 | 13.82 | 13.53 | 13.97 | 13.30 | 13.61 | 14.47 | 14.04 | 13.94 | 14.03 | 13.90 | |
| | | Stride length (m) | 5.86 | 5.87 | 5.76 | 6.02 | 5.78 | 5.77 | 5.97 | 5.95 | 5.82 | 6.01 | 5.88 | |
| | | Stride duration (s) | 0.401 | 0.425 | 0.426 | 0.431 | 0.435 | 0.424 | 0.412 | 0.424 | 0.418 | 0.428 | 0.423 | |
| | | Stride efficiency (%) | 53.68 | 53.83 | 51.89 | 56.56 | 52.23 | 52.09 | 55.68 | 55.31 | 52.90 | 56.36 | 54.02 | |
| | | Stride count | 30.71 | 34.07 | 34.71 | 33.24 | 34.59 | 34.64 | 33.51 | 33.62 | 34.37 | 33.30 | 336.76 | |

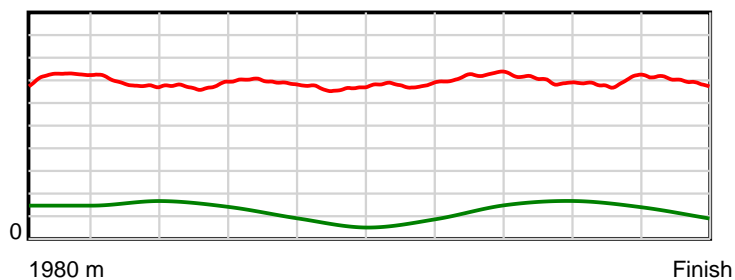
10 m Stride length



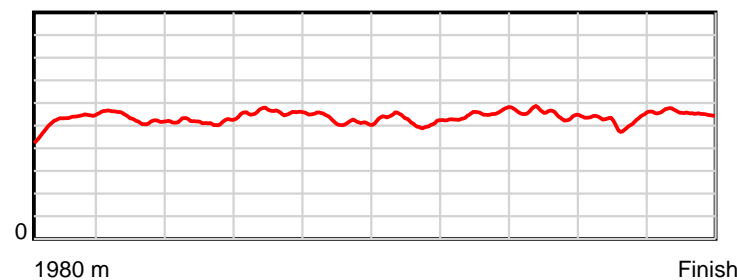
0.6 s Stride duration



20 m/sec Speed



100 % Stride efficiency



Note: Horizontal distance axis grid lines are 200m furlongs.

Disclaimer.

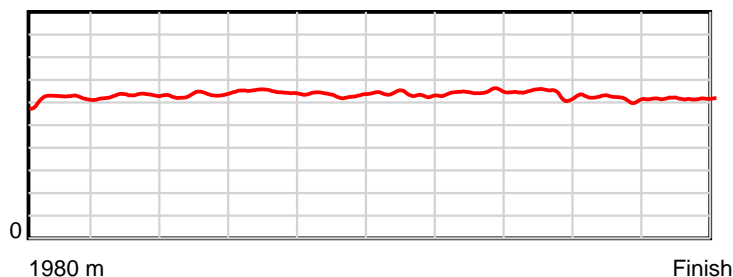
HRNZ and NZMTC and Thoroughbred Ratings Pty Ltd accepts no responsibility for the completeness or accuracy of any of the information contained herein, and makes no representations about its suitability for any particular purpose. Users should make their own judgements about those matters and/or seek independent advice. You assume all risks associated with use of the data provided on this page.

Race Results

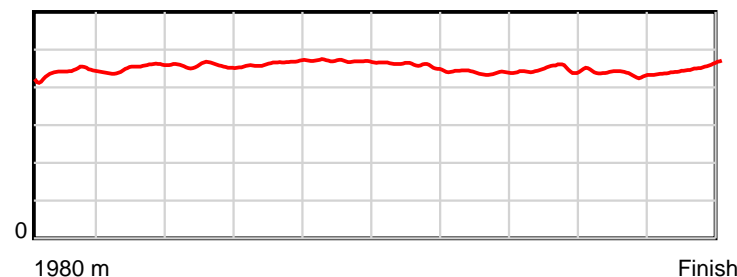
December 10, 2023, Race 6, EAST WEST FENCING SUMMER CUP (MOBILE PACE), Distance 1980m, Addington - Survey 1980m

| Result | TAB no. | Horse (Barrier) | 1980 to | 1800m to | 1600m to | 1400m to | 1200m to | 1000m to | 800m to | 600m to | 400m to | 200m to | Total or | Margin |
|--------|---------|------------------------------|--------------|--------------|--------------|--------------|--------------|-------------|-------------|-------------|-------------|-----------|----------------|--------|
| 5th | 6 | Pembrook Playb... (6) | 1800m | 1600m | 1400m | 1200m | 1000m | 800m | 600m | 400m | 200m | WP | Average | |
| | | Position in running (margin) | - | 7(5.9) | 7(7.3) | 7(7.0) | 7(6.0) | 7(7.1) | 7(6.6) | 7(6.0) | 7(6.9) | 6(10.9) | | 11.90 |
| | | Sectional time (s) | 12.68 | 14.59 | 14.72 | 14.25 | 15.07 | 14.56 | 13.66 | 14.13 | 14.49 | 14.73 | | |
| | | Cumulative time (s) | 142.88 | 130.20 | 115.61 | 100.89 | 86.64 | 71.57 | 57.01 | 43.35 | 29.22 | 14.73 | 2:22.88 | |
| | | Speed (m/s) | 14.20 | 13.71 | 13.59 | 14.04 | 13.27 | 13.74 | 14.64 | 14.15 | 13.80 | 13.58 | 13.86 | |
| | | Stride length (m) | 6.24 | 6.19 | 6.21 | 6.52 | 6.23 | 6.28 | 6.44 | 6.35 | 6.02 | 6.14 | 6.26 | |
| | | Stride duration (s) | 0.442 | 0.452 | 0.457 | 0.464 | 0.470 | 0.457 | 0.440 | 0.448 | 0.436 | 0.452 | 0.452 | |
| | | Stride efficiency (%) | 60.91 | 59.87 | 60.36 | 66.42 | 60.65 | 61.63 | 64.71 | 62.95 | 56.57 | 58.85 | 61.21 | |
| | | Stride count | 28.83 | 32.31 | 32.18 | 30.68 | 32.10 | 31.85 | 31.08 | 31.51 | 33.24 | 32.59 | 316.37 | |

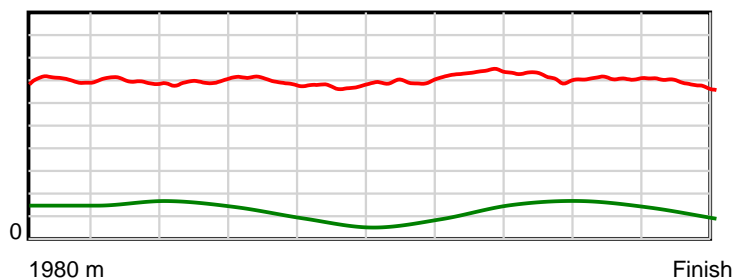
10 m Stride length



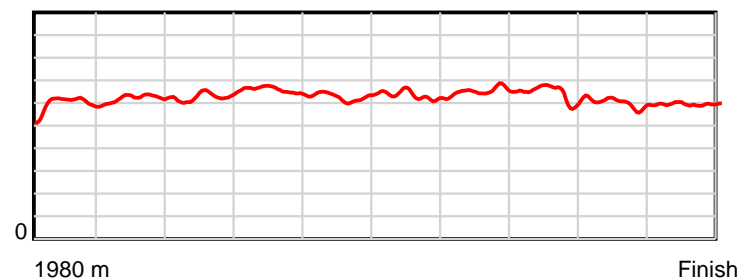
0.6 s Stride duration



20 m/sec Speed



100 % Stride efficiency



Note: Horizontal distance axis grid lines are 200m furlongs.

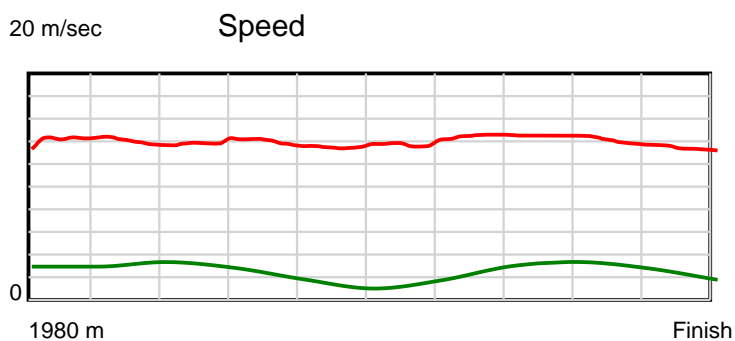
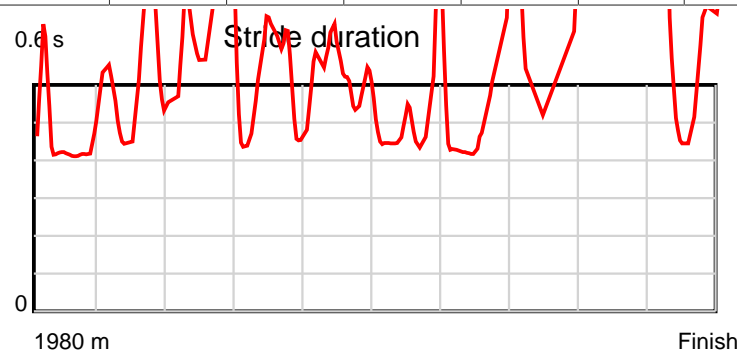
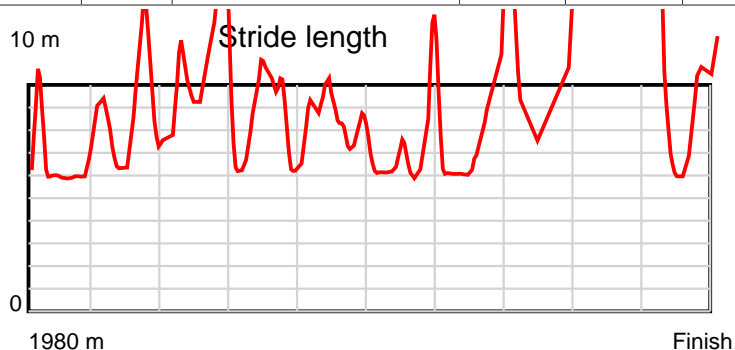
Disclaimer.

HRNZ and NZMTC and Thoroughbred Ratings Pty Ltd accepts no responsibility for the completeness or accuracy of any of the information contained herein, and makes no representations about its suitability for any particular purpose. Users should make their own judgements about those matters and/or seek independent advice. You assume all risks associated with use of the data provided on this page.

Race Results

December 10, 2023, Race 6, EAST WEST FENCING SUMMER CUP (MOBILE PACE), Distance 1980m, Addington - Survey 1980m

| Result | TAB no. | Horse (Barrier) | 1980 to | 1800m to | 1600m to | 1400m to | 1200m to | 1000m to | 800m to | 600m to | 400m to | 200m to | Total or | Margin |
|--------|---------|------------------------------|--------------|--------------|--------------|--------------|--------------|-------------|-------------|-------------|-------------|-----------|----------------|--------|
| 6th | 4 | Mighty Looee (4) | 1800m | 1600m | 1400m | 1200m | 1000m | 800m | 600m | 400m | 200m | WP | Average | |
| | | Position in running (margin) | - | 6(4.4) | 6(5.7) | 6(4.8) | 6(4.4) | 6(4.7) | 6(4.7) | 5(4.5) | 5(5.9) | 7(12.7) | | 15.70 |
| | | Sectional time (s) | 12.56 | 14.57 | 14.61 | 14.35 | 14.94 | 14.65 | 13.74 | 14.20 | 14.96 | 14.98 | | |
| | | Cumulative time (s) | 143.56 | 131.00 | 116.43 | 101.82 | 87.47 | 72.53 | 57.88 | 44.14 | 29.94 | 14.98 | 2:23.56 | |
| | | Speed (m/s) | 14.33 | 13.73 | 13.69 | 13.94 | 13.39 | 13.65 | 14.56 | 14.08 | 13.37 | 13.35 | 13.79 | |
| | | Stride length (m) | 6.35 | 7.10 | 8.55 | 7.37 | 6.89 | 7.06 | 6.55 | 13.43 | 13.34 | 8.60 | 7.98 | |
| | | Stride duration (s) | 0.445 | 0.517 | 0.625 | 0.528 | 0.515 | 0.518 | 0.450 | 0.954 | 0.998 | 0.644 | 0.579 | |
| | | Stride efficiency (%) | 62.99 | 78.80 | 114.33 | 84.81 | 74.14 | 78.00 | 67.12 | 282.02 | 278.03 | 115.46 | 99.56 | |
| | | Stride count | 28.35 | 28.16 | 23.38 | 27.15 | 29.04 | 28.31 | 30.52 | 14.89 | 14.99 | 23.27 | 248.06 | |



Note: Horizontal distance axis grid lines are 200m furlongs.

Disclaimer.

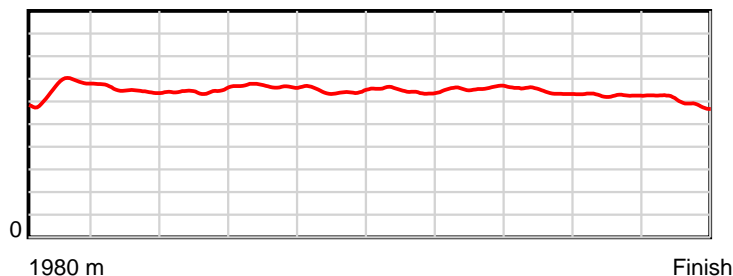
HRNZ and NZMTC and Thoroughbred Ratings Pty Ltd accepts no responsibility for the completeness or accuracy of any of the information contained herein, and makes no representations about its suitability for any particular purpose. Users should make their own judgements about those matters and/or seek independent advice. You assume all risks associated with use of the data provided on this page.

Race Results

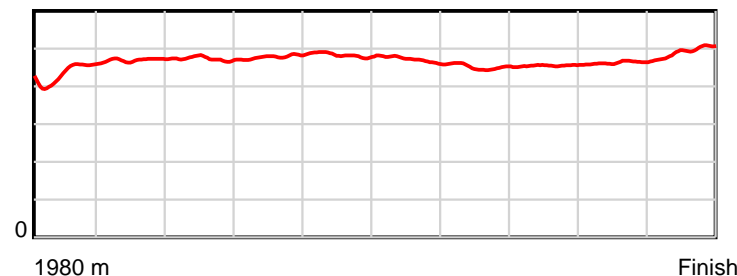
December 10, 2023, Race 6, EAST WEST FENCING SUMMER CUP (MOBILE PACE), Distance 1980m, Addington - Survey 1980m

| Result | TAB no. | Horse (Barrier) | 1980 to | 1800m to | 1600m to | 1400m to | 1200m to | 1000m to | 800m to | 600m to | 400m to | 200m to | Total or | Margin |
|--------|---------|------------------------------|--------------|--------------|--------------|--------------|--------------|-------------|-------------|-------------|-------------|-----------|----------------|--------|
| 7th | 2 | Heza Sport (2) | 1800m | 1600m | 1400m | 1200m | 1000m | 800m | 600m | 400m | 200m | WP | Average | |
| | | Position in running (margin) | - | 1(0.0) | 2(1.7) | 3(1.8) | 3(1.5) | 3(2.1) | 3(1.9) | 3(2.0) | 3(3.6) | 5(10.1) | | 22.20 |
| | | Sectional time (s) | 11.78 | 14.64 | 14.78 | 14.37 | 14.98 | 14.62 | 13.79 | 14.24 | 14.90 | 16.62 | | |
| | | Cumulative time (s) | 144.72 | 132.94 | 118.30 | 103.52 | 89.15 | 74.17 | 59.55 | 45.76 | 31.52 | 16.62 | 2:24.72 | |
| | | Speed (m/s) | 15.28 | 13.66 | 13.53 | 13.92 | 13.35 | 13.68 | 14.50 | 14.04 | 13.42 | 12.03 | 13.68 | |
| | | Stride length (m) | 6.61 | 6.43 | 6.40 | 6.66 | 6.45 | 6.44 | 6.55 | 6.39 | 6.21 | 5.95 | 6.40 | |
| | | Stride duration (s) | 0.436 | 0.470 | 0.473 | 0.478 | 0.483 | 0.471 | 0.452 | 0.455 | 0.463 | 0.494 | 0.468 | |
| | | Stride efficiency (%) | 68.19 | 64.53 | 64.10 | 69.25 | 64.96 | 64.79 | 67.04 | 63.80 | 60.35 | 55.29 | 64.01 | |
| | | Stride count | 27.25 | 31.12 | 31.23 | 30.04 | 31.02 | 31.06 | 30.54 | 31.30 | 32.18 | 33.62 | 309.36 | |

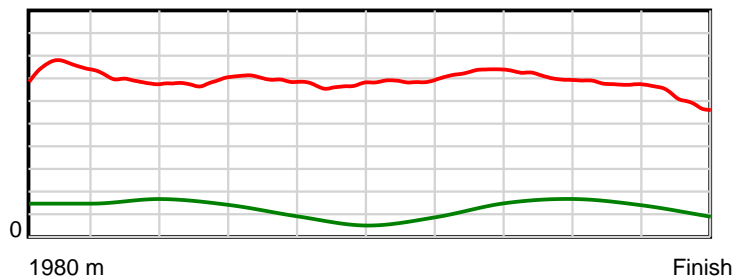
10 m Stride length



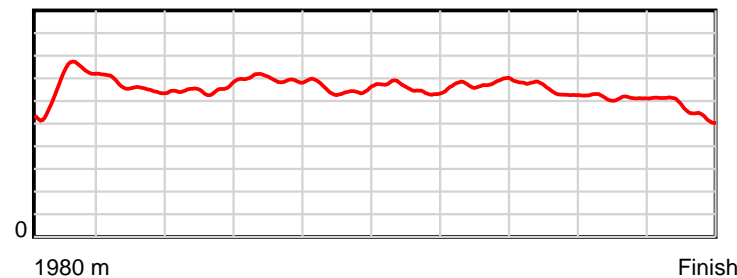
0.6 s Stride duration



20 m/sec Speed



100 % Stride efficiency



Note: Horizontal distance axis grid lines are 200m furlongs.

Disclaimer.

HRNZ and NZMTC and Thoroughbred Ratings Pty Ltd accepts no responsibility for the completeness or accuracy of any of the information contained herein, and makes no representations about its suitability for any particular purpose. Users should make their own judgements about those matters and/or seek independent advice. You assume all risks associated with use of the data provided on this page.



Race Results



December 10, 2023, Race 7, 'KING OF THE NORTH' NEW ZEALAND TROTTING DERBY (MOBILE TROT), Distance 2600m, Addington - Survey 3200m

| Result | TAB no. | Horse (Barrier) | 2600 to | 2400m to |
|--------|---------|------------------------------|---------|----------|
| 1st | 1 | Sunnys Sister (2) | 2400m | 2200m |
| | | Position in running (margin) | - | 5(6.1) |
| | | Sectional time (s) | 13.78 | 15.38 |
| | | Cumulative time (s) | 196.18 | 182.40 |
| | | Speed (m/s) | 14.51 | 13.00 |
| | | Stride length (m) | 5.96 | 5.97 |
| | | Stride duration (s) | 0.409 | 0.459 |
| | | Stride efficiency (%) | 55.49 | 55.65 |
| | | Stride count | 33.56 | 33.51 |

Disclaimer.

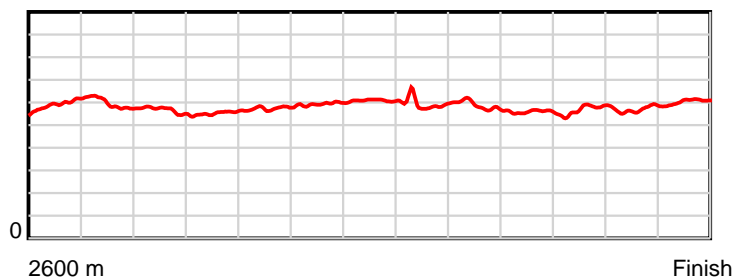
HRNZ and NZMTC and Thoroughbred Ratings Pty Ltd accepts no responsibility for the completeness or accuracy of any of the information contained herein, and makes no representations about its suitability for any particular purpose. Users should make their own judgements about those matters and/or seek independent advice. You assume all risks associated with use of the data provided on this page.

Race Results

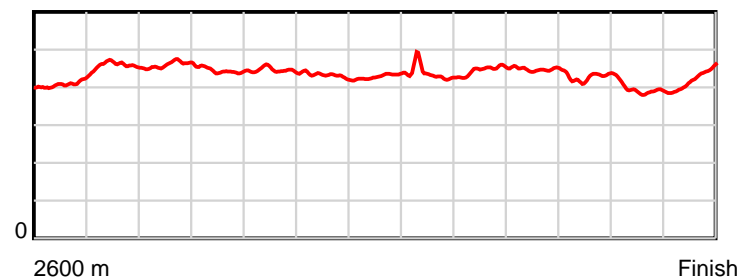
December 10, 2023, Race 7, 'KING OF THE NORTH' NEW ZEALAND TROTTING DERBY (MOBILE TROT), Distance 2600m, Addington - Survey 3200m

| Result | TAB no. | Horse (Barrier) | 2200m to | 2000m to | 1800m to | 1600m to | 1400m to | 1200m to | 1000m to | 800m to | 600m to | 400m to | 200m to | Total or | Margin |
|--------|---------|------------------------------|--------------|--------------|--------------|--------------|--------------|--------------|-------------|-------------|-------------|-------------|-----------|----------------|--------|
| 1st | 1 | Sunnys Sister (2) | 2000m | 1800m | 1600m | 1400m | 1200m | 1000m | 800m | 600m | 400m | 200m | WP | Average | |
| | | Position in running (margin) | 6(8.0) | 6(7.3) | 7(6.7) | 7(6.3) | 6(8.8) | 5(6.6) | 5(5.3) | 6(5.5) | 7(5.6) | 5(3.9) | 2(0.0) | | 0.00 |
| | | Sectional time (s) | 16.48 | 16.13 | 15.77 | 14.48 | 14.10 | 14.69 | 15.54 | 16.06 | 15.54 | 13.97 | 14.26 | | |
| | | Cumulative time (s) | 167.02 | 150.54 | 134.41 | 118.64 | 104.16 | 90.06 | 75.37 | 59.83 | 43.77 | 28.23 | 14.26 | 3:16.18 | |
| | | Speed (m/s) | 12.14 | 12.40 | 12.68 | 13.81 | 14.18 | 13.61 | 12.87 | 12.45 | 12.87 | 14.32 | 14.03 | 13.25 | |
| | | Stride length (m) | 5.58 | 5.51 | 5.65 | 5.97 | 6.09 | 5.92 | 5.74 | 5.58 | 5.51 | 5.62 | 5.99 | 5.77 | |
| | | Stride duration (s) | 0.460 | 0.445 | 0.445 | 0.432 | 0.430 | 0.435 | 0.446 | 0.448 | 0.428 | 0.392 | 0.427 | 0.435 | |
| | | Stride efficiency (%) | 48.71 | 47.46 | 49.88 | 55.65 | 57.98 | 54.71 | 51.48 | 48.71 | 47.45 | 49.31 | 56.06 | 52.01 | |
| | | Stride count | 35.82 | 36.29 | 35.40 | 33.52 | 32.83 | 33.80 | 34.84 | 35.82 | 36.30 | 35.60 | 33.39 | 450.68 | |

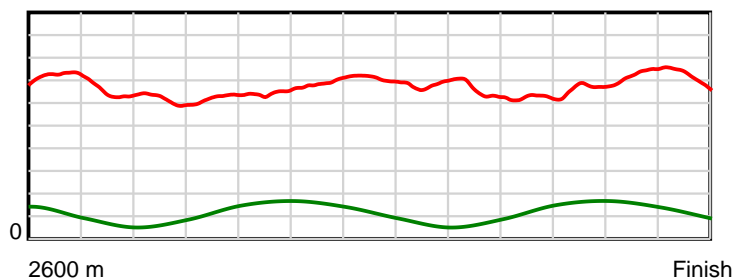
10 m Stride length



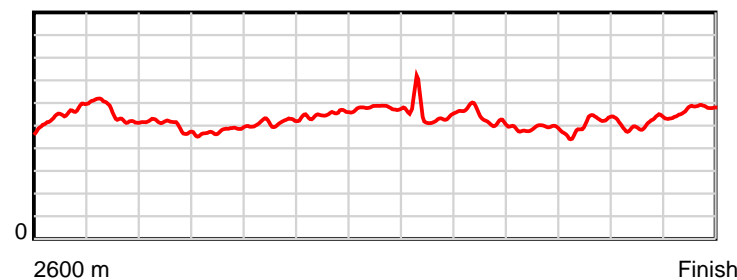
0.6 s Stride duration



20 m/sec Speed



100 % Stride efficiency



Note: Horizontal distance axis grid lines are 200m furlongs.

Disclaimer.

HRNZ and NZMTC and Thoroughbred Ratings Pty Ltd accepts no responsibility for the completeness or accuracy of any of the information contained herein, and makes no representations about its suitability for any particular purpose. Users should make their own judgements about those matters and/or seek independent advice. You assume all risks associated with use of the data provided on this page.



Race Results



December 10, 2023, Race 7, 'KING OF THE NORTH' NEW ZEALAND TROTTING DERBY (MOBILE TROT), Distance 2600m, Addington - Survey 3200m

| Result | TAB no. | Horse (Barrier) | 2600 to | 2400m to |
|--------|---------|------------------------------|---------|----------|
| 2nd | 5 | Melsadele (6) | 2400m | 2200m |
| | | Position in running (margin) | - | 4(4.3) |
| | | Sectional time (s) | 13.47 | 15.25 |
| | | Cumulative time (s) | 196.69 | 183.22 |
| | | Speed (m/s) | 14.85 | 13.11 |
| | | Stride length (m) | 6.98 | 6.80 |
| | | Stride duration (s) | 0.469 | 0.518 |
| | | Stride efficiency (%) | 76.10 | 72.21 |
| | | Stride count | 28.66 | 29.42 |

Disclaimer.

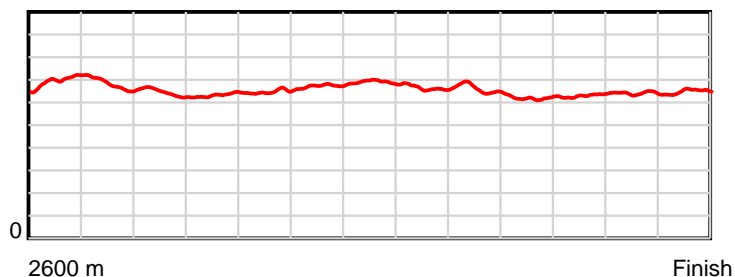
HRNZ and NZMTC and Thoroughbred Ratings Pty Ltd accepts no responsibility for the completeness or accuracy of any of the information contained herein, and makes no representations about its suitability for any particular purpose. Users should make their own judgements about those matters and/or seek independent advice. You assume all risks associated with use of the data provided on this page.

Race Results

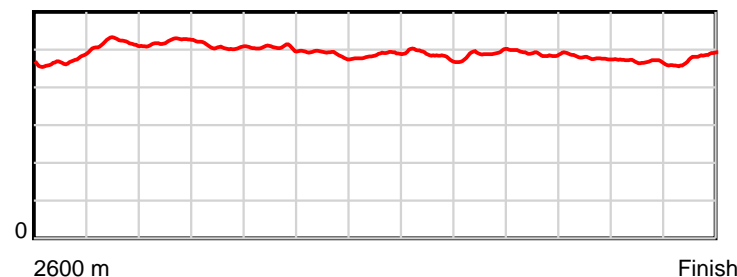
December 10, 2023, Race 7, 'KING OF THE NORTH' NEW ZEALAND TROTTING DERBY (MOBILE TROT), Distance 2600m, Addington - Survey 3200m

| Result | TAB no. | Horse (Barrier) | 2200m to | 2000m to | 1800m to | 1600m to | 1400m to | 1200m to | 1000m to | 800m to | 600m to | 400m to | 200m to | Total or | Margin |
|--------|---------|------------------------------|----------|----------|----------|----------|----------|----------|----------|---------|---------|---------|---------|----------|--------|
| 2nd | 5 | Melsadele (6) | 2000m | 1800m | 1600m | 1400m | 1200m | 1000m | 800m | 600m | 400m | 200m | WP | Average | |
| | | Position in running (margin) | 3(5.4) | 3(5.1) | 4(4.6) | 5(4.2) | 4(6.4) | 4(4.6) | 4(3.6) | 3(2.5) | 2(1.4) | 1(0.0) | 1(0.0) | | 2.90 |
| | | Sectional time (s) | 16.55 | 16.15 | 15.76 | 14.43 | 14.17 | 14.74 | 15.32 | 15.85 | 15.59 | 14.62 | 14.79 | | |
| | | Cumulative time (s) | 167.97 | 151.42 | 135.27 | 119.51 | 105.08 | 90.91 | 76.17 | 60.85 | 45.00 | 29.41 | 14.79 | 3:16.69 | |
| | | Speed (m/s) | 12.08 | 12.38 | 12.69 | 13.86 | 14.11 | 13.57 | 13.05 | 12.62 | 12.83 | 13.68 | 13.52 | 13.22 | |
| | | Stride length (m) | 6.30 | 6.29 | 6.41 | 6.78 | 6.85 | 6.60 | 6.38 | 6.17 | 6.14 | 6.40 | 6.46 | 6.49 | |
| | | Stride duration (s) | 0.521 | 0.508 | 0.505 | 0.489 | 0.485 | 0.487 | 0.489 | 0.490 | 0.479 | 0.468 | 0.478 | 0.491 | |
| | | Stride efficiency (%) | 61.98 | 61.81 | 64.21 | 71.76 | 73.29 | 68.16 | 63.66 | 59.58 | 58.97 | 64.07 | 65.13 | 65.92 | |
| | | Stride count | 31.76 | 31.80 | 31.20 | 29.51 | 29.20 | 30.28 | 31.33 | 32.39 | 32.56 | 31.23 | 30.98 | 400.32 | |

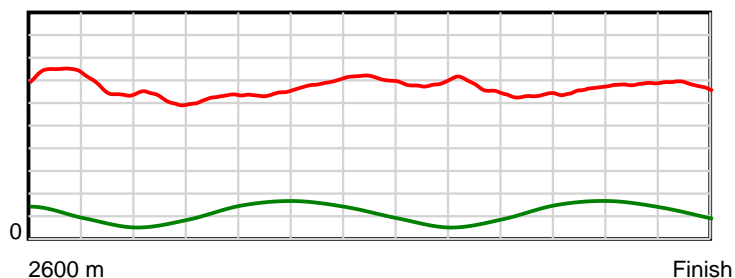
10 m Stride length



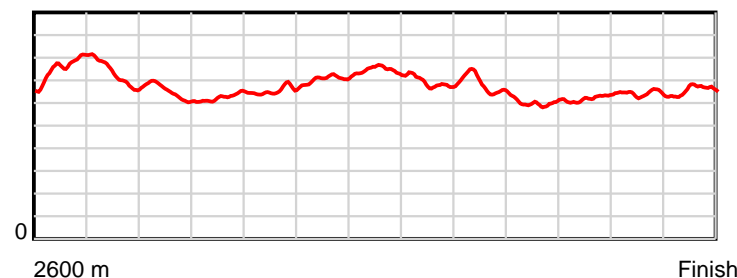
0.6 s Stride duration



20 m/sec Speed



100 % Stride efficiency



Note: Horizontal distance axis grid lines are 200m furlongs.

Disclaimer.

HRNZ and NZMTC and Thoroughbred Ratings Pty Ltd accepts no responsibility for the completeness or accuracy of any of the information contained herein, and makes no representations about its suitability for any particular purpose. Users should make their own judgements about those matters and/or seek independent advice. You assume all risks associated with use of the data provided on this page.



Race Results



December 10, 2023, Race 7, 'KING OF THE NORTH' NEW ZEALAND TROTTING DERBY (MOBILE TROT), Distance 2600m, Addington - Survey 3200m

| Result | TAB no. | Horse (Barrier) | 2600 to | 2400m to |
|--------|---------|------------------------------|--------------|--------------|
| 3rd | 10 | High Energy (11) | 2400m | 2200m |
| | | Position in running (margin) | - | 9(8.4) |
| | | Sectional time (s) | 14.01 | 15.40 |
| | | Cumulative time (s) | 196.84 | 182.83 |
| | | Speed (m/s) | 14.27 | 12.99 |
| | | Stride length (m) | 6.48 | 6.24 |
| | | Stride duration (s) | 0.447 | 0.480 |
| | | Stride efficiency (%) | 65.67 | 60.85 |
| | | Stride count | 30.85 | 32.05 |

Disclaimer.

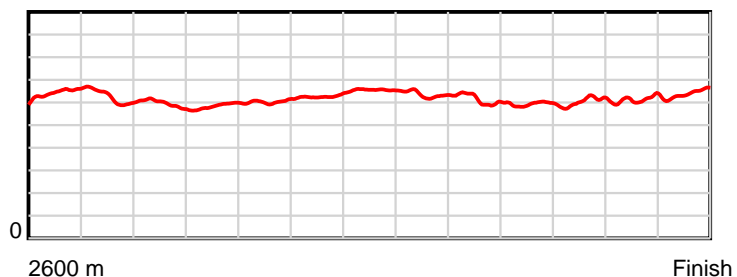
HRNZ and NZMTC and Thoroughbred Ratings Pty Ltd accepts no responsibility for the completeness or accuracy of any of the information contained herein, and makes no representations about its suitability for any particular purpose. Users should make their own judgements about those matters and/or seek independent advice. You assume all risks associated with use of the data provided on this page.

Race Results

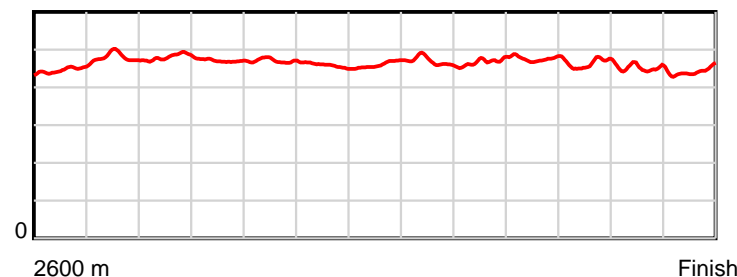
December 10, 2023, Race 7, 'KING OF THE NORTH' NEW ZEALAND TROTTING DERBY (MOBILE TROT), Distance 2600m, Addington - Survey 3200m

| Result | TAB no. | Horse (Barrier) | 2200m to | 2000m to | 1800m to | 1600m to | 1400m to | 1200m to | 1000m to | 800m to | 600m to | 400m to | 200m to | Total or | Margin |
|--------|---------|------------------------------|--------------|--------------|--------------|--------------|--------------|--------------|-------------|-------------|-------------|-------------|-----------|----------------|--------|
| 3rd | 10 | High Energy (11) | 2000m | 1800m | 1600m | 1400m | 1200m | 1000m | 800m | 600m | 400m | 200m | WP | Average | |
| | | Position in running (margin) | 9(10.4) | 8(9.6) | 9(8.9) | 9(8.2) | 9(10.7) | 8(8.5) | 9(7.9) | 8(7.4) | 10(7.8) | 9(6.6) | 5(6.1) | | 3.70 |
| | | Sectional time (s) | 16.46 | 16.12 | 15.70 | 14.50 | 14.09 | 14.82 | 15.41 | 16.10 | 15.62 | 14.55 | 14.06 | | |
| | | Cumulative time (s) | 167.43 | 150.97 | 134.85 | 119.15 | 104.65 | 90.56 | 75.74 | 60.33 | 44.23 | 28.61 | 14.06 | 3:16.84 | |
| | | Speed (m/s) | 12.15 | 12.41 | 12.74 | 13.79 | 14.19 | 13.50 | 12.98 | 12.42 | 12.80 | 13.75 | 14.22 | 13.21 | |
| | | Stride length (m) | 5.84 | 5.84 | 5.99 | 6.33 | 6.54 | 6.33 | 6.07 | 5.92 | 5.93 | 6.20 | 6.30 | 6.15 | |
| | | Stride duration (s) | 0.481 | 0.471 | 0.471 | 0.459 | 0.461 | 0.469 | 0.468 | 0.477 | 0.463 | 0.451 | 0.443 | 0.465 | |
| | | Stride efficiency (%) | 53.30 | 53.36 | 56.11 | 62.55 | 66.81 | 62.62 | 57.58 | 54.76 | 55.03 | 60.13 | 62.02 | 59.05 | |
| | | Stride count | 34.25 | 34.22 | 33.38 | 31.61 | 30.59 | 31.59 | 32.95 | 33.79 | 33.70 | 32.24 | 31.75 | 422.97 | |

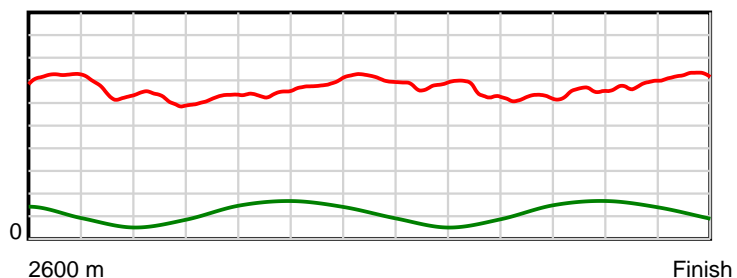
10 m Stride length



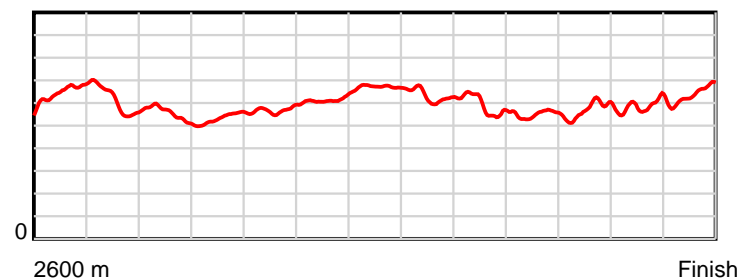
0.6 s Stride duration



20 m/sec Speed



100 % Stride efficiency



Note: Horizontal distance axis grid lines are 200m furlongs.

Disclaimer.

HRNZ and NZMTC and Thoroughbred Ratings Pty Ltd accepts no responsibility for the completeness or accuracy of any of the information contained herein, and makes no representations about its suitability for any particular purpose. Users should make their own judgements about those matters and/or seek independent advice. You assume all risks associated with use of the data provided on this page.



Race Results



December 10, 2023, Race 7, 'KING OF THE NORTH' NEW ZEALAND TROTTING DERBY (MOBILE TROT), Distance 2600m, Addington - Survey 3200m

| Result | TAB no. | Horse (Barrier) | 2600 to | 2400m to |
|--------|---------|------------------------------|--------------|--------------|
| 4th | 8 | Not As Promise... (9) | 2400m | 2200m |
| | | Position in running (margin) | - | 12(9.9) |
| | | Sectional time (s) | 14.49 | 15.45 |
| | | Cumulative time (s) | 197.17 | 182.68 |
| | | Speed (m/s) | 13.80 | 12.94 |
| | | Stride length (m) | 6.93 | 6.51 |
| | | Stride duration (s) | 0.489 | 0.503 |
| | | Stride efficiency (%) | 75.13 | 66.22 |
| | | Stride count | 28.84 | 30.72 |

Disclaimer.

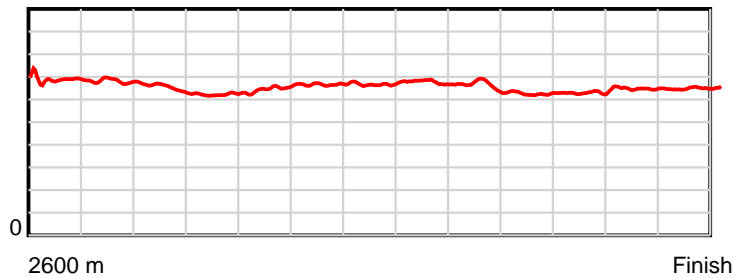
HRNZ and NZMTC and Thoroughbred Ratings Pty Ltd accepts no responsibility for the completeness or accuracy of any of the information contained herein, and makes no representations about its suitability for any particular purpose. Users should make their own judgements about those matters and/or seek independent advice. You assume all risks associated with use of the data provided on this page.

Race Results

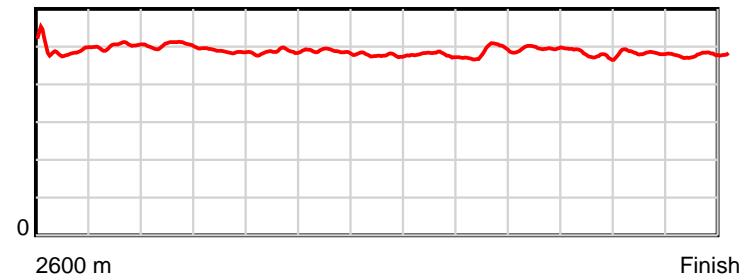
December 10, 2023, Race 7, 'KING OF THE NORTH' NEW ZEALAND TROTTING DERBY (MOBILE TROT), Distance 2600m, Addington - Survey 3200m

| Result | TAB no. | Horse (Barrier) | 2200m to | 2000m to | 1800m to | 1600m to | 1400m to | 1200m to | 1000m to | 800m to | 600m to | 400m to | 200m to | Total or | Margin |
|--------|---------|------------------------------|--------------|--------------|--------------|--------------|--------------|--------------|-------------|-------------|-------------|-------------|-----------|----------------|--------|
| 4th | 8 | Not As Promise... (9) | 2000m | 1800m | 1600m | 1400m | 1200m | 1000m | 800m | 600m | 400m | 200m | WP | Average | |
| | | Position in running (margin) | 11(12.2) | 9(9.7) | 5(5.9) | 6(5.3) | 8(9.7) | 7(8.2) | 6(5.7) | 5(4.4) | 4(3.4) | 3(2.3) | 3(3.8) | | 5.50 |
| | | Sectional time (s) | 16.17 | 15.60 | 15.73 | 14.81 | 14.20 | 14.50 | 15.28 | 15.87 | 15.65 | 14.88 | 14.54 | | |
| | | Cumulative time (s) | 167.23 | 151.06 | 135.46 | 119.73 | 104.92 | 90.72 | 76.22 | 60.94 | 45.07 | 29.42 | 14.54 | 3:17.17 | |
| | | Speed (m/s) | 12.37 | 12.82 | 12.71 | 13.50 | 14.08 | 13.79 | 13.09 | 12.60 | 12.78 | 13.44 | 13.76 | 13.19 | |
| | | Stride length (m) | 6.22 | 6.26 | 6.19 | 6.57 | 6.71 | 6.58 | 6.40 | 6.25 | 6.13 | 6.47 | 6.59 | 6.44 | |
| | | Stride duration (s) | 0.503 | 0.488 | 0.487 | 0.487 | 0.476 | 0.478 | 0.489 | 0.496 | 0.479 | 0.481 | 0.479 | 0.488 | |
| | | Stride efficiency (%) | 60.55 | 61.21 | 59.80 | 67.55 | 70.28 | 67.76 | 64.06 | 61.05 | 58.64 | 65.36 | 67.90 | 64.80 | |
| | | Stride count | 32.13 | 31.96 | 32.33 | 30.42 | 29.82 | 30.37 | 31.24 | 32.00 | 32.65 | 30.92 | 30.34 | 403.74 | |

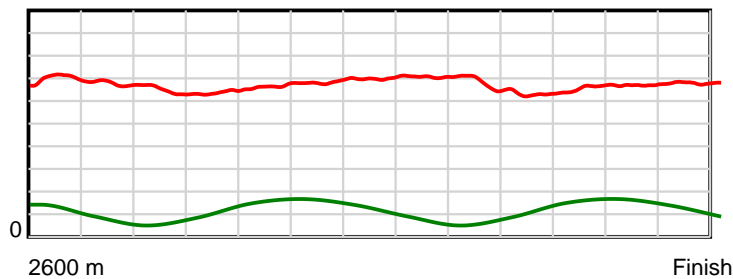
10 m Stride length



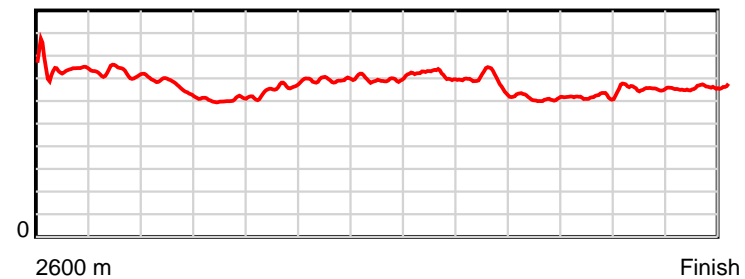
0.6 s Stride duration



20 m/sec Speed



100 % Stride efficiency



Note: Horizontal distance axis grid lines are 200m furlongs.

Disclaimer.

HRNZ and NZMTC and Thoroughbred Ratings Pty Ltd accepts no responsibility for the completeness or accuracy of any of the information contained herein, and makes no representations about its suitability for any particular purpose. Users should make their own judgements about those matters and/or seek independent advice. You assume all risks associated with use of the data provided on this page.



Race Results



December 10, 2023, Race 7, 'KING OF THE NORTH' NEW ZEALAND TROTTING DERBY (MOBILE TROT), Distance 2600m, Addington - Survey 3200m

| Result | TAB no. | Horse (Barrier) | 2600 to | 2400m to |
|--------|---------|------------------------------|--------------|--------------|
| 5th | 2 | Aroha Kenny (3) | 2400m | 2200m |
| | | Position in running (margin) | - | 6(6.1) |
| | | Sectional time (s) | 13.78 | 15.50 |
| | | Cumulative time (s) | 197.39 | 183.61 |
| | | Speed (m/s) | 14.51 | 12.90 |
| | | Stride length (m) | 6.38 | 6.06 |
| | | Stride duration (s) | 0.438 | 0.470 |
| | | Stride efficiency (%) | 63.64 | 57.46 |
| | | Stride count | 31.34 | 32.98 |

Disclaimer.

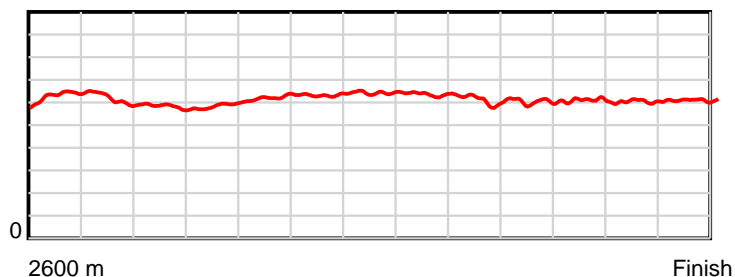
HRNZ and NZMTC and Thoroughbred Ratings Pty Ltd accepts no responsibility for the completeness or accuracy of any of the information contained herein, and makes no representations about its suitability for any particular purpose. Users should make their own judgements about those matters and/or seek independent advice. You assume all risks associated with use of the data provided on this page.

Race Results

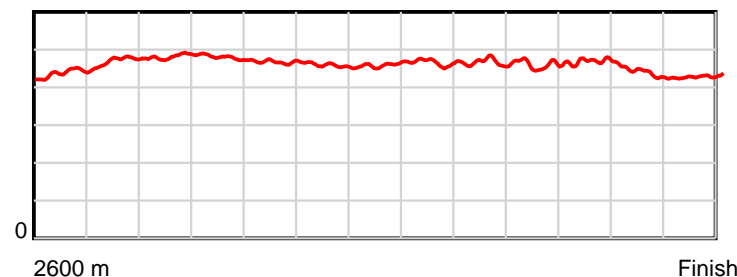
December 10, 2023, Race 7, 'KING OF THE NORTH' NEW ZEALAND TROTTING DERBY (MOBILE TROT), Distance 2600m, Addington - Survey 3200m

| Result | TAB no. | Horse (Barrier) | 2200m to | 2000m to | 1800m to | 1600m to | 1400m to | 1200m to | 1000m to | 800m to | 600m to | 400m to | 200m to | Total or | Margin |
|--------|---------|------------------------------|----------|----------|----------|----------|----------|----------|----------|----------|---------|---------|---------|----------|--------|
| 5th | 2 | Aroha Kenny (3) | 2000m | 1800m | 1600m | 1400m | 1200m | 1000m | 800m | 600m | 400m | 200m | WP | Average | |
| | | Position in running (margin) | 7(8.7) | 10(10.8) | 10(11.0) | 10(8.5) | 10(11.3) | 10(10.2) | 11(10.3) | 11(11.3) | 9(6.7) | 10(7.8) | 7(7.8) | | 6.70 |
| | | Sectional time (s) | 16.95 | 16.25 | 15.41 | 14.54 | 14.28 | 14.93 | 15.68 | 15.26 | 16.00 | 14.64 | 14.17 | | |
| | | Cumulative time (s) | 168.11 | 151.16 | 134.91 | 119.50 | 104.96 | 90.68 | 75.75 | 60.07 | 44.81 | 28.81 | 14.17 | 3:17.39 | |
| | | Speed (m/s) | 11.80 | 12.31 | 12.98 | 13.76 | 14.01 | 13.40 | 12.76 | 13.11 | 12.50 | 13.66 | 14.11 | 13.17 | |
| | | Stride length (m) | 5.68 | 5.91 | 6.06 | 6.30 | 6.44 | 6.24 | 5.95 | 6.04 | 5.84 | 5.96 | 6.06 | 6.06 | |
| | | Stride duration (s) | 0.481 | 0.480 | 0.467 | 0.458 | 0.460 | 0.466 | 0.466 | 0.461 | 0.467 | 0.436 | 0.430 | 0.460 | |
| | | Stride efficiency (%) | 50.37 | 54.51 | 57.47 | 62.09 | 64.78 | 60.81 | 55.28 | 56.98 | 53.31 | 55.57 | 57.45 | 57.46 | |
| | | Stride count | 35.23 | 33.86 | 32.98 | 31.73 | 31.06 | 32.06 | 33.63 | 33.12 | 34.24 | 33.54 | 32.99 | 428.76 | |

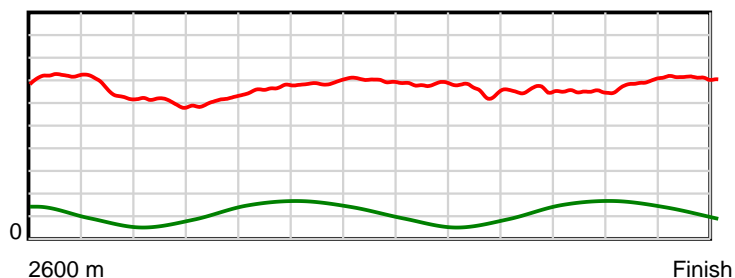
10 m Stride length



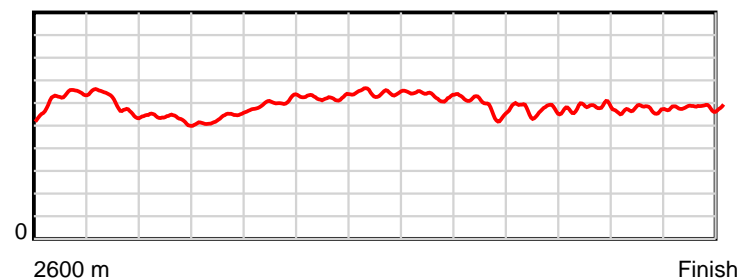
0.6 s Stride duration



20 m/sec Speed



100 % Stride efficiency



Note: Horizontal distance axis grid lines are 200m furlongs.

Disclaimer.

HRNZ and NZMTC and Thoroughbred Ratings Pty Ltd accepts no responsibility for the completeness or accuracy of any of the information contained herein, and makes no representations about its suitability for any particular purpose. Users should make their own judgements about those matters and/or seek independent advice. You assume all risks associated with use of the data provided on this page.



Race Results



December 10, 2023, Race 7, 'KING OF THE NORTH' NEW ZEALAND TROTTING DERBY (MOBILE TROT), Distance 2600m, Addington - Survey 3200m

| Result | TAB no. | Horse (Barrier) | 2600 to | 2400m to |
|--------|---------|------------------------------|--------------|--------------|
| 6th | 13 | Shez Bella (13) | 2400m | 2200m |
| | | Position in running (margin) | - | 11(9.3) |
| | | Sectional time (s) | 14.30 | 15.55 |
| | | Cumulative time (s) | 198.05 | 183.75 |
| | | Speed (m/s) | 13.98 | 12.86 |
| | | Stride length (m) | 6.55 | 6.32 |
| | | Stride duration (s) | 0.456 | 0.491 |
| | | Stride efficiency (%) | 67.06 | 62.32 |
| | | Stride count | 30.53 | 31.67 |

Disclaimer.

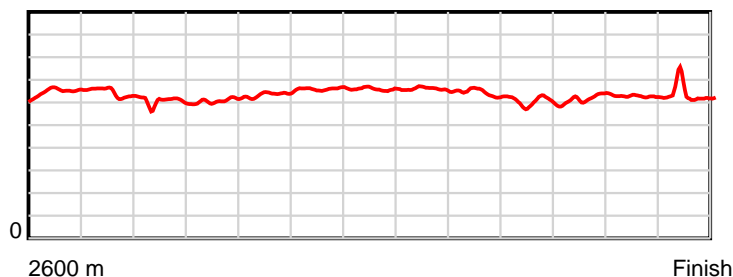
HRNZ and NZMTC and Thoroughbred Ratings Pty Ltd accepts no responsibility for the completeness or accuracy of any of the information contained herein, and makes no representations about its suitability for any particular purpose. Users should make their own judgements about those matters and/or seek independent advice. You assume all risks associated with use of the data provided on this page.

Race Results

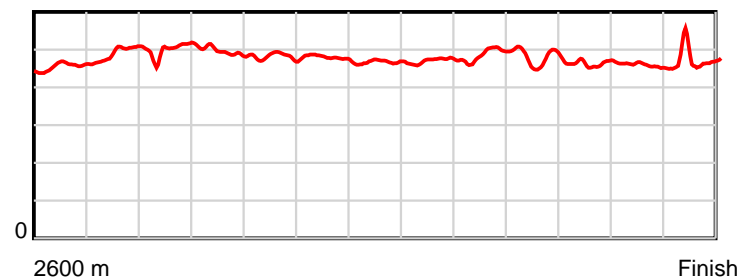
December 10, 2023, Race 7, 'KING OF THE NORTH' NEW ZEALAND TROTTING DERBY (MOBILE TROT), Distance 2600m, Addington - Survey 3200m

| Result | TAB no. | Horse (Barrier) | 2200m to | 2000m to | 1800m to | 1600m to | 1400m to | 1200m to | 1000m to | 800m to | 600m to | 400m to | 200m to | Total or | Margin |
|--------|---------|------------------------------|--------------|--------------|--------------|--------------|--------------|--------------|-------------|-------------|-------------|-------------|-----------|----------------|--------|
| 6th | 13 | Shez Bella (13) | 2000m | 1800m | 1600m | 1400m | 1200m | 1000m | 800m | 600m | 400m | 200m | WP | Average | |
| | | Position in running (margin) | 12(12.2) | 12(14.8) | 12(15.1) | 12(12.8) | 12(15.6) | 12(13.9) | 10(9.9) | 9(9.1) | 11(8.7) | 7(5.8) | 6(6.9) | | 10.40 |
| | | Sectional time (s) | 17.02 | 16.28 | 15.44 | 14.54 | 14.19 | 14.23 | 15.38 | 15.96 | 15.35 | 14.81 | 15.00 | | |
| | | Cumulative time (s) | 168.20 | 151.18 | 134.90 | 119.46 | 104.92 | 90.73 | 76.50 | 61.12 | 45.16 | 29.81 | 15.00 | 3:18.05 | |
| | | Speed (m/s) | 11.75 | 12.29 | 12.95 | 13.76 | 14.09 | 14.05 | 13.00 | 12.53 | 13.03 | 13.50 | 13.33 | 13.13 | |
| | | Stride length (m) | 5.85 | 6.08 | 6.24 | 6.58 | 6.58 | 6.62 | 6.34 | 6.01 | 6.03 | 6.17 | 6.33 | 6.28 | |
| | | Stride duration (s) | 0.498 | 0.495 | 0.482 | 0.479 | 0.467 | 0.471 | 0.488 | 0.479 | 0.463 | 0.457 | 0.475 | 0.478 | |
| | | Stride efficiency (%) | 53.46 | 57.85 | 60.77 | 67.71 | 67.62 | 68.46 | 62.86 | 56.38 | 56.91 | 59.53 | 62.57 | 61.54 | |
| | | Stride count | 34.19 | 32.87 | 32.07 | 30.38 | 30.40 | 30.22 | 31.53 | 33.30 | 33.14 | 32.40 | 31.61 | 414.31 | |

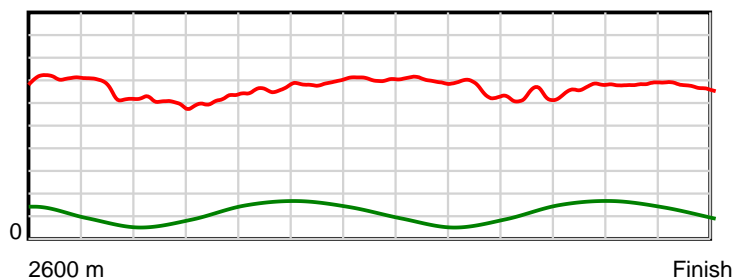
10 m Stride length



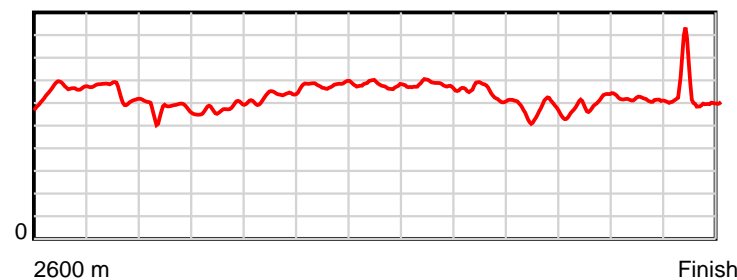
0.6 s Stride duration



20 m/sec Speed



100 % Stride efficiency



Note: Horizontal distance axis grid lines are 200m furlongs.

Disclaimer.

HRNZ and NZMTC and Thoroughbred Ratings Pty Ltd accepts no responsibility for the completeness or accuracy of any of the information contained herein, and makes no representations about its suitability for any particular purpose. Users should make their own judgements about those matters and/or seek independent advice. You assume all risks associated with use of the data provided on this page.



Race Results



December 10, 2023, Race 7, 'KING OF THE NORTH' NEW ZEALAND TROTTING DERBY (MOBILE TROT), Distance 2600m, Addington - Survey 3200m

| Result | TAB no. | Horse (Barrier) | 2600 to | 2400m to |
|--------|---------|------------------------------|--------------|--------------|
| 7th | 7 | Confessional (8) | 2400m | 2200m |
| | | Position in running (margin) | - | 10(8.7) |
| | | Sectional time (s) | 14.31 | 15.17 |
| | | Cumulative time (s) | 198.37 | 184.06 |
| | | Speed (m/s) | 13.97 | 13.18 |
| | | Stride length (m) | 6.32 | 5.91 |
| | | Stride duration (s) | 0.443 | 0.449 |
| | | Stride efficiency (%) | 62.36 | 54.61 |
| | | Stride count | 31.66 | 33.83 |

Disclaimer.

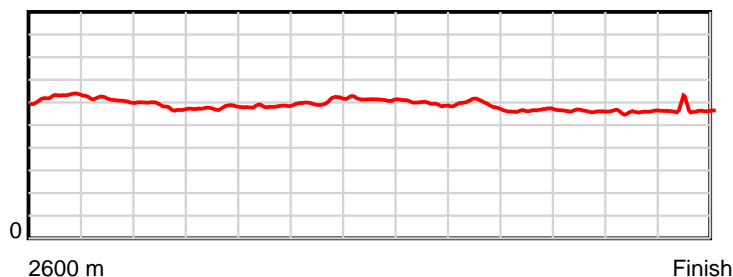
HRNZ and NZMTC and Thoroughbred Ratings Pty Ltd accepts no responsibility for the completeness or accuracy of any of the information contained herein, and makes no representations about its suitability for any particular purpose. Users should make their own judgements about those matters and/or seek independent advice. You assume all risks associated with use of the data provided on this page.

Race Results

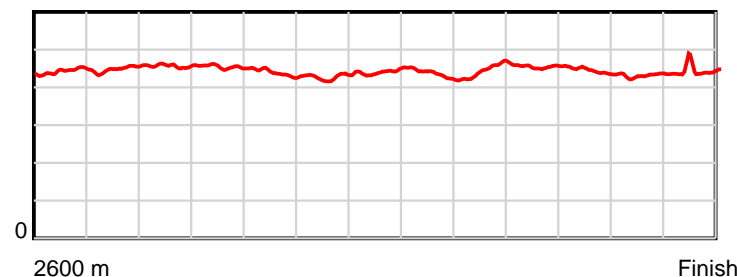
December 10, 2023, Race 7, 'KING OF THE NORTH' NEW ZEALAND TROTTING DERBY (MOBILE TROT), Distance 2600m, Addington - Survey 3200m

| Result | TAB no. | Horse (Barrier) | 2200m to | 2000m to | 1800m to | 1600m to | 1400m to | 1200m to | 1000m to | 800m to | 600m to | 400m to | 200m to | Total or | Margin |
|--------|---------|------------------------------|--------------|--------------|--------------|--------------|--------------|--------------|-------------|-------------|-------------|-------------|-----------|----------------|--------|
| 7th | 7 | Confessional (8) | 2000m | 1800m | 1600m | 1400m | 1200m | 1000m | 800m | 600m | 400m | 200m | WP | Average | |
| | | Position in running (margin) | 8(9.3) | 5(7.2) | 3(4.3) | 2(0.8) | 2(1.4) | 2(1.0) | 1(0.0) | 1(0.0) | 1(0.0) | 2(0.5) | 4(4.5) | | 12.10 |
| | | Sectional time (s) | 16.23 | 15.74 | 15.25 | 14.18 | 14.39 | 14.75 | 15.50 | 16.04 | 15.91 | 15.28 | 15.62 | | |
| | | Cumulative time (s) | 168.89 | 152.66 | 136.92 | 121.67 | 107.49 | 93.10 | 78.35 | 62.85 | 46.81 | 30.90 | 15.62 | 3:18.37 | |
| | | Speed (m/s) | 12.32 | 12.71 | 13.11 | 14.10 | 13.90 | 13.56 | 12.90 | 12.47 | 12.57 | 13.09 | 12.80 | 13.11 | |
| | | Stride length (m) | 5.63 | 5.77 | 5.74 | 6.04 | 6.13 | 5.88 | 5.79 | 5.67 | 5.57 | 5.64 | 5.68 | 5.82 | |
| | | Stride duration (s) | 0.457 | 0.454 | 0.438 | 0.428 | 0.441 | 0.434 | 0.449 | 0.454 | 0.443 | 0.431 | 0.443 | 0.444 | |
| | | Stride efficiency (%) | 49.49 | 51.95 | 51.50 | 57.01 | 58.79 | 54.12 | 52.38 | 50.18 | 48.46 | 49.78 | 50.34 | 52.94 | |
| | | Stride count | 35.54 | 34.69 | 34.84 | 33.11 | 32.61 | 33.99 | 34.55 | 35.29 | 35.92 | 35.43 | 35.24 | 446.70 | |

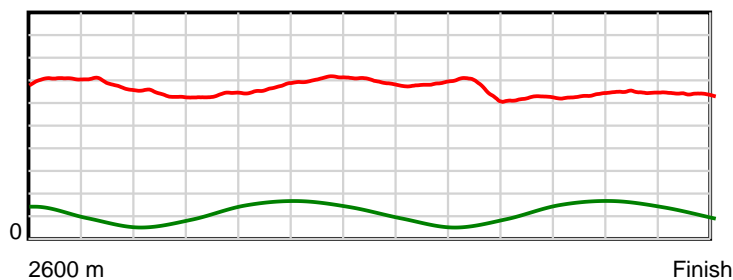
10 m Stride length



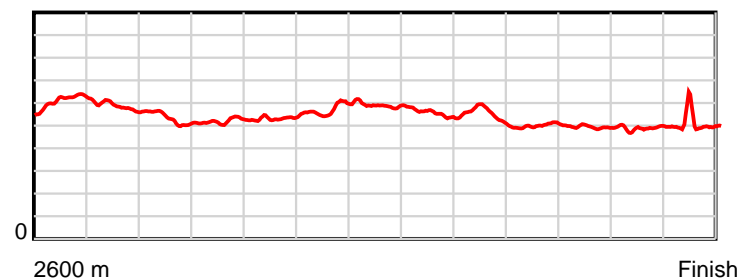
0.6 s Stride duration



20 m/sec Speed



100 % Stride efficiency



Note: Horizontal distance axis grid lines are 200m furlongs.

Disclaimer.

HRNZ and NZMTC and Thoroughbred Ratings Pty Ltd accepts no responsibility for the completeness or accuracy of any of the information contained herein, and makes no representations about its suitability for any particular purpose. Users should make their own judgements about those matters and/or seek independent advice. You assume all risks associated with use of the data provided on this page.



Race Results



December 10, 2023, Race 7, 'KING OF THE NORTH' NEW ZEALAND TROTTING DERBY (MOBILE TROT), Distance 2600m, Addington - Survey 3200m

| Result | TAB no. | Horse (Barrier) | 2600 to | 2400m to |
|--------|---------|------------------------------|--------------|--------------|
| 8th | 12 | Gold Bullion (12) | 2400m | 2200m |
| | | Position in running (margin) | - | 8(8.3) |
| | | Sectional time (s) | 14.34 | 15.43 |
| | | Cumulative time (s) | 198.41 | 184.07 |
| | | Speed (m/s) | 13.95 | 12.96 |
| | | Stride length (m) | 6.65 | 6.31 |
| | | Stride duration (s) | 0.457 | 0.487 |
| | | Stride efficiency (%) | 69.10 | 62.23 |
| | | Stride count | 30.08 | 31.69 |

Disclaimer.

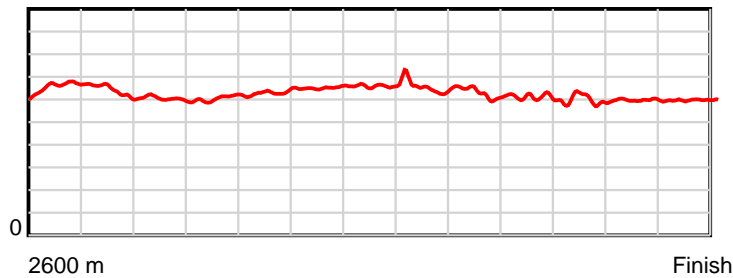
HRNZ and NZMTC and Thoroughbred Ratings Pty Ltd accepts no responsibility for the completeness or accuracy of any of the information contained herein, and makes no representations about its suitability for any particular purpose. Users should make their own judgements about those matters and/or seek independent advice. You assume all risks associated with use of the data provided on this page.

Race Results

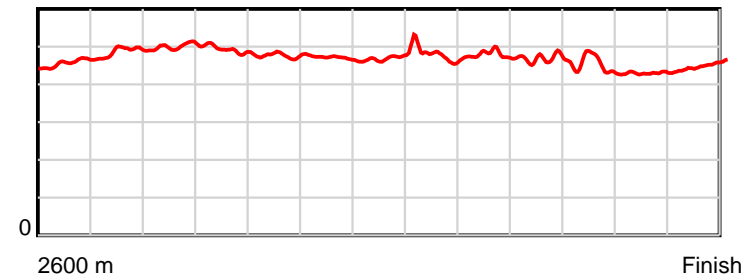
December 10, 2023, Race 7, 'KING OF THE NORTH' NEW ZEALAND TROTTING DERBY (MOBILE TROT), Distance 2600m, Addington - Survey 3200m

| Result | TAB no. | Horse (Barrier) | 2200m to | 2000m to | 1800m to | 1600m to | 1400m to | 1200m to | 1000m to | 800m to | 600m to | 400m to | 200m to | Total or | Margin |
|--------|---------|------------------------------|--------------|--------------|--------------|--------------|--------------|--------------|-------------|-------------|-------------|-------------|-----------|----------------|--------|
| 8th | 12 | Gold Bullion (12) | 2000m | 1800m | 1600m | 1400m | 1200m | 1000m | 800m | 600m | 400m | 200m | WP | Average | |
| | | Position in running (margin) | 10(10.5) | 11(13.5) | 11(13.6) | 11(11.3) | 11(13.4) | 11(12.5) | 12(12.1) | 13(13.6) | 12(9.3) | 11(8.4) | 9(8.3) | | 12.40 |
| | | Sectional time (s) | 17.09 | 16.25 | 15.44 | 14.42 | 14.31 | 14.85 | 15.75 | 15.32 | 15.68 | 14.61 | 14.92 | | |
| | | Cumulative time (s) | 168.64 | 151.55 | 135.30 | 119.86 | 105.44 | 91.13 | 76.28 | 60.53 | 45.21 | 29.53 | 14.92 | 3:18.41 | |
| | | Speed (m/s) | 11.70 | 12.31 | 12.95 | 13.87 | 13.98 | 13.47 | 12.70 | 13.05 | 12.76 | 13.69 | 13.40 | 13.10 | |
| | | Stride length (m) | 5.86 | 6.06 | 6.17 | 6.52 | 6.56 | 6.44 | 6.07 | 6.12 | 5.72 | 5.90 | 6.04 | 6.17 | |
| | | Stride duration (s) | 0.500 | 0.493 | 0.476 | 0.470 | 0.469 | 0.478 | 0.478 | 0.469 | 0.448 | 0.431 | 0.450 | 0.471 | |
| | | Stride efficiency (%) | 53.60 | 57.44 | 59.45 | 66.48 | 67.17 | 64.77 | 57.64 | 58.51 | 51.08 | 54.40 | 56.96 | 59.55 | |
| | | Stride count | 34.15 | 32.99 | 32.43 | 30.66 | 30.51 | 31.06 | 32.93 | 32.68 | 34.98 | 33.90 | 33.13 | 421.19 | |

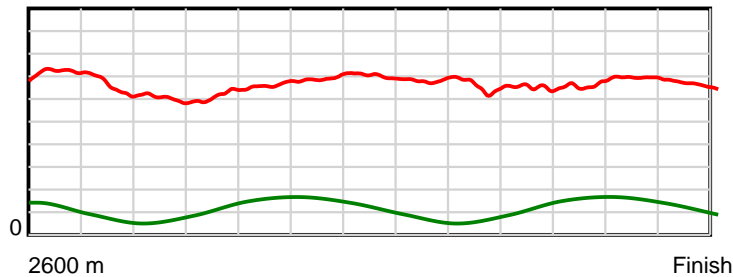
10 m Stride length



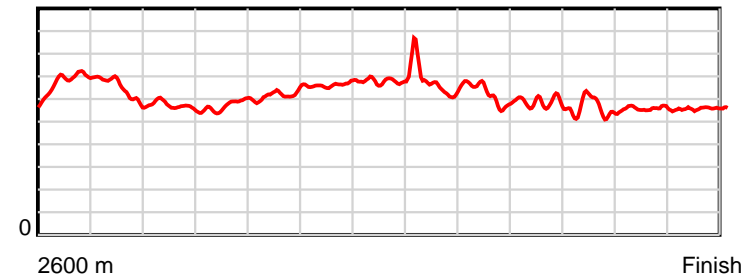
0.6 s Stride duration



20 m/sec Speed



100 % Stride efficiency



Note: Horizontal distance axis grid lines are 200m furlongs.

Disclaimer.

HRNZ and NZMTC and Thoroughbred Ratings Pty Ltd accepts no responsibility for the completeness or accuracy of any of the information contained herein, and makes no representations about its suitability for any particular purpose. Users should make their own judgements about those matters and/or seek independent advice. You assume all risks associated with use of the data provided on this page.



Race Results



December 10, 2023, Race 7, 'KING OF THE NORTH' NEW ZEALAND TROTTING DERBY (MOBILE TROT), Distance 2600m, Addington - Survey 3200m

| Result | TAB no. | Horse (Barrier) | 2600 to | 2400m to |
|--------|---------|------------------------------|--------------|--------------|
| 9th | 16 | The Ivy League (0) | 2400m | 2200m |
| | | Position in running (margin) | - | 14(12.7) |
| | | Sectional time (s) | 14.85 | 15.72 |
| | | Cumulative time (s) | 198.81 | 183.96 |
| | | Speed (m/s) | 13.47 | 12.72 |
| | | Stride length (m) | 6.28 | 5.87 |
| | | Stride duration (s) | 0.446 | 0.462 |
| | | Stride efficiency (%) | 61.59 | 53.88 |
| | | Stride count | 31.86 | 34.06 |

Disclaimer.

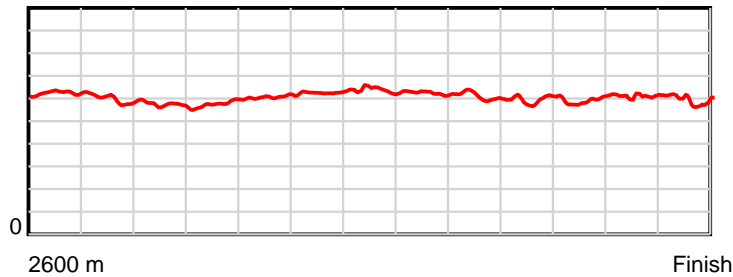
HRNZ and NZMTC and Thoroughbred Ratings Pty Ltd accepts no responsibility for the completeness or accuracy of any of the information contained herein, and makes no representations about its suitability for any particular purpose. Users should make their own judgements about those matters and/or seek independent advice. You assume all risks associated with use of the data provided on this page.

Race Results

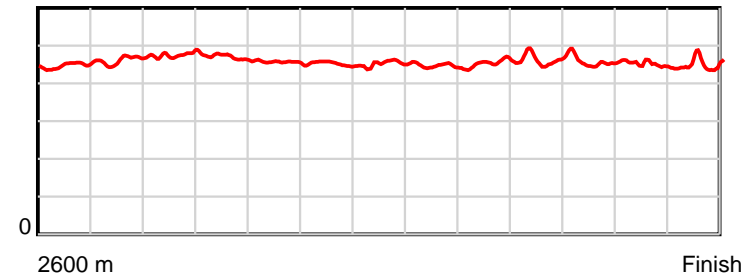
December 10, 2023, Race 7, 'KING OF THE NORTH' NEW ZEALAND TROTTING DERBY (MOBILE TROT), Distance 2600m, Addington - Survey 3200m

| Result | TAB no. | Horse (Barrier) | 2200m to | 2000m to | 1800m to | 1600m to | 1400m to | 1200m to | 1000m to | 800m to | 600m to | 400m to | 200m to | Total or | Margin |
|--------|---------|------------------------------|--------------|--------------|--------------|--------------|--------------|--------------|-------------|-------------|-------------|-------------|-----------|----------------|--------|
| 9th | 16 | The Ivy League (0) | 2000m | 1800m | 1600m | 1400m | 1200m | 1000m | 800m | 600m | 400m | 200m | WP | Average | |
| | | Position in running (margin) | 14(16.7) | 14(19.1) | 14(19.3) | 14(17.6) | 14(20.3) | 14(19.0) | 13(13.9) | 12(11.9) | 13(9.7) | 13(9.4) | 10(9.4) | | 14.60 |
| | | Sectional time (s) | 17.00 | 16.27 | 15.54 | 14.52 | 14.26 | 14.06 | 15.17 | 15.66 | 15.78 | 14.64 | 15.34 | | |
| | | Cumulative time (s) | 168.24 | 151.24 | 134.97 | 119.43 | 104.91 | 90.65 | 76.59 | 61.42 | 45.76 | 29.98 | 15.34 | 3:18.81 | |
| | | Speed (m/s) | 11.76 | 12.29 | 12.87 | 13.77 | 14.03 | 14.22 | 13.18 | 12.77 | 12.67 | 13.66 | 13.04 | 13.08 | |
| | | Stride length (m) | 5.60 | 5.77 | 5.87 | 6.23 | 6.31 | 6.34 | 5.99 | 5.94 | 5.78 | 6.11 | 5.84 | 5.98 | |
| | | Stride duration (s) | 0.476 | 0.469 | 0.456 | 0.452 | 0.450 | 0.446 | 0.454 | 0.465 | 0.456 | 0.447 | 0.448 | 0.458 | |
| | | Stride efficiency (%) | 48.97 | 51.99 | 53.87 | 60.60 | 62.21 | 62.76 | 56.06 | 55.10 | 52.12 | 58.40 | 53.21 | 55.97 | |
| | | Stride count | 35.73 | 34.68 | 34.06 | 32.12 | 31.70 | 31.56 | 33.39 | 33.68 | 34.63 | 32.71 | 34.27 | 434.45 | |

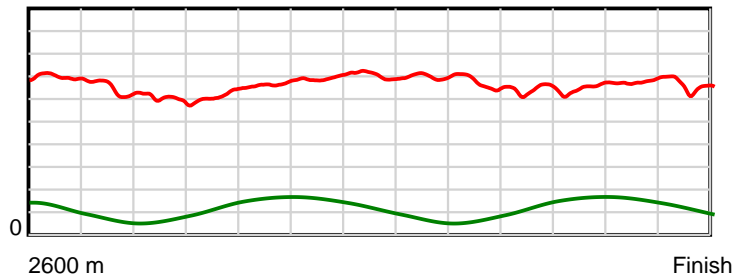
10 m Stride length



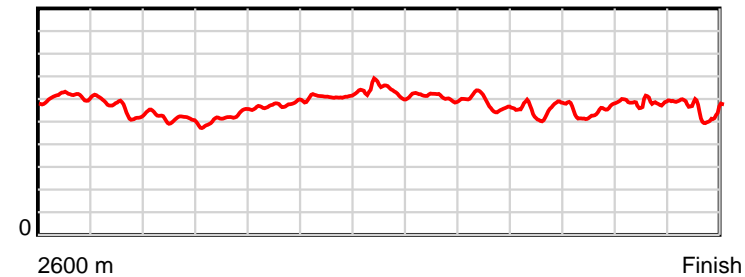
0.6 s Stride duration



20 m/sec Speed



100 % Stride efficiency



Note: Horizontal distance axis grid lines are 200m furlongs.

Disclaimer.

HRNZ and NZMTC and Thoroughbred Ratings Pty Ltd accepts no responsibility for the completeness or accuracy of any of the information contained herein, and makes no representations about its suitability for any particular purpose. Users should make their own judgements about those matters and/or seek independent advice. You assume all risks associated with use of the data provided on this page.



Race Results



December 10, 2023, Race 7, 'KING OF THE NORTH' NEW ZEALAND TROTTING DERBY (MOBILE TROT), Distance 2600m, Addington - Survey 3200m

| Result | TAB no. | Horse (Barrier) | 2600 to | 2400m to |
|--------|---------|------------------------------|--------------|--------------|
| 10th | 15 | Create Time (1) | 2400m | 2200m |
| | | Position in running (margin) | - | 13(10.1) |
| | | Sectional time (s) | 14.64 | 15.72 |
| | | Cumulative time (s) | 199.05 | 184.41 |
| | | Speed (m/s) | 13.66 | 12.72 |
| | | Stride length (m) | 6.18 | 5.90 |
| | | Stride duration (s) | 0.429 | 0.464 |
| | | Stride efficiency (%) | 59.67 | 54.44 |
| | | Stride count | 32.37 | 33.88 |

Disclaimer.

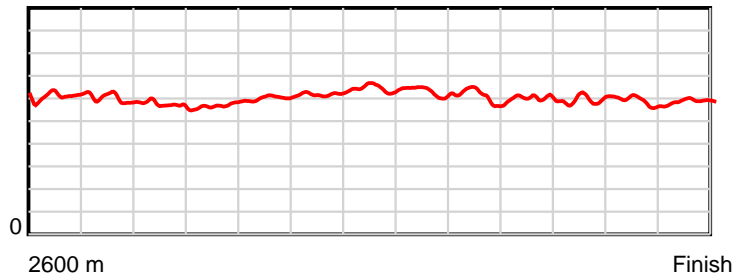
HRNZ and NZMTC and Thoroughbred Ratings Pty Ltd accepts no responsibility for the completeness or accuracy of any of the information contained herein, and makes no representations about its suitability for any particular purpose. Users should make their own judgements about those matters and/or seek independent advice. You assume all risks associated with use of the data provided on this page.

Race Results

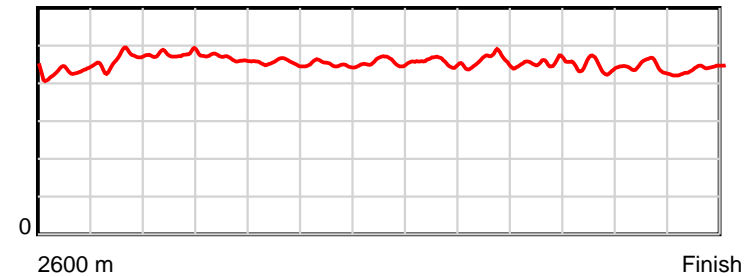
December 10, 2023, Race 7, 'KING OF THE NORTH' NEW ZEALAND TROTTING DERBY (MOBILE TROT), Distance 2600m, Addington - Survey 3200m

| Result | TAB no. | Horse (Barrier) | 2200m to | 2000m to | 1800m to | 1600m to | 1400m to | 1200m to | 1000m to | 800m to | 600m to | 400m to | 200m to | Total or | Margin |
|--------|---------|------------------------------|--------------|--------------|--------------|--------------|--------------|--------------|-------------|-------------|-------------|-------------|-----------|----------------|--------|
| 10th | 15 | Create Time (1) | 2000m | 1800m | 1600m | 1400m | 1200m | 1000m | 800m | 600m | 400m | 200m | WP | Average | |
| | | Position in running (margin) | 13(14.1) | 13(16.7) | 13(17.3) | 13(15.1) | 13(17.7) | 13(16.1) | 14(14.7) | 14(15.8) | 14(10.9) | 12(8.8) | 13(12.8) | | 16.00 |
| | | Sectional time (s) | 17.03 | 16.34 | 15.46 | 14.52 | 14.19 | 14.66 | 15.69 | 15.23 | 15.48 | 15.29 | 14.80 | | |
| | | Cumulative time (s) | 168.69 | 151.66 | 135.32 | 119.86 | 105.34 | 91.15 | 76.49 | 60.80 | 45.57 | 30.09 | 14.80 | 3:19.05 | |
| | | Speed (m/s) | 11.74 | 12.24 | 12.94 | 13.77 | 14.09 | 13.64 | 12.75 | 13.13 | 12.92 | 13.08 | 13.51 | 13.06 | |
| | | Stride length (m) | 5.61 | 5.72 | 5.88 | 6.21 | 6.44 | 6.22 | 5.86 | 5.99 | 5.75 | 5.77 | 5.96 | 5.95 | |
| | | Stride duration (s) | 0.477 | 0.467 | 0.455 | 0.451 | 0.457 | 0.456 | 0.460 | 0.456 | 0.445 | 0.441 | 0.441 | 0.456 | |
| | | Stride efficiency (%) | 49.10 | 51.14 | 54.06 | 60.20 | 64.81 | 60.46 | 53.65 | 56.12 | 51.59 | 52.02 | 55.42 | 55.35 | |
| | | Stride count | 35.68 | 34.96 | 34.00 | 32.22 | 31.06 | 32.15 | 34.13 | 33.37 | 34.81 | 34.66 | 33.58 | 436.87 | |

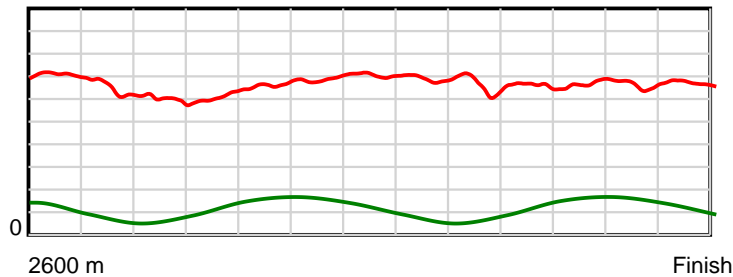
10 m Stride length



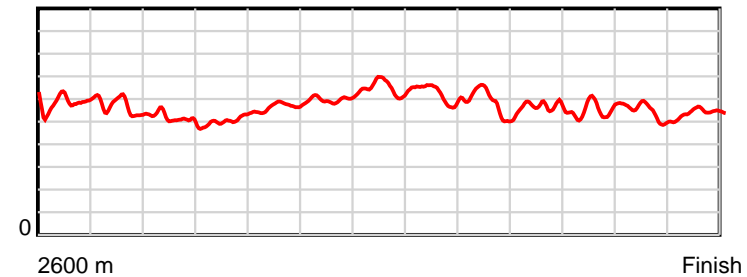
0.6 s Stride duration



20 m/sec Speed



100 % Stride efficiency



Note: Horizontal distance axis grid lines are 200m furlongs.

Disclaimer.

HRNZ and NZMTC and Thoroughbred Ratings Pty Ltd accepts no responsibility for the completeness or accuracy of any of the information contained herein, and makes no representations about its suitability for any particular purpose. Users should make their own judgements about those matters and/or seek independent advice. You assume all risks associated with use of the data provided on this page.



Race Results



December 10, 2023, Race 7, 'KING OF THE NORTH' NEW ZEALAND TROTTING DERBY (MOBILE TROT), Distance 2600m, Addington - Survey 3200m

| Result | TAB no. | Horse (Barrier) | 2600 to | 2400m to |
|--------|---------|------------------------------|---------|----------|
| 11th | 9 | Julie Jaccka (10) | 2400m | 2200m |
| | | Position in running (margin) | - | 3(2.3) |
| | | Sectional time (s) | 13.07 | 15.69 |
| | | Cumulative time (s) | 199.10 | 186.03 |
| | | Speed (m/s) | 15.30 | 12.75 |
| | | Stride length (m) | 6.41 | 6.12 |
| | | Stride duration (s) | 0.420 | 0.480 |
| | | Stride efficiency (%) | 64.18 | 58.44 |
| | | Stride count | 31.21 | 32.70 |

Disclaimer.

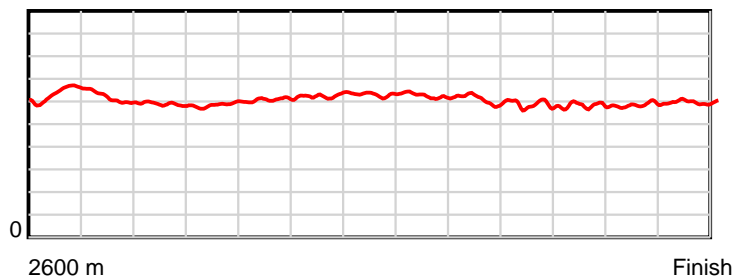
HRNZ and NZMTC and Thoroughbred Ratings Pty Ltd accepts no responsibility for the completeness or accuracy of any of the information contained herein, and makes no representations about its suitability for any particular purpose. Users should make their own judgements about those matters and/or seek independent advice. You assume all risks associated with use of the data provided on this page.

Race Results

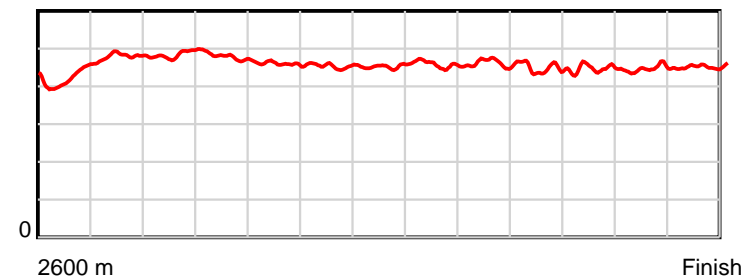
December 10, 2023, Race 7, 'KING OF THE NORTH' NEW ZEALAND TROTTING DERBY (MOBILE TROT), Distance 2600m, Addington - Survey 3200m

| Result | TAB no. | Horse (Barrier) | 2200m to | 2000m to | 1800m to | 1600m to | 1400m to | 1200m to | 1000m to | 800m to | 600m to | 400m to | 200m to | Total or | Margin |
|--------|---------|------------------------------|----------|----------|----------|----------|----------|----------|----------|---------|---------|---------|----------|----------|--------|
| 11th | 9 | Julie Jaccka (10) | 2000m | 1800m | 1600m | 1400m | 1200m | 1000m | 800m | 600m | 400m | 200m | WP | Average | |
| | | Position in running (margin) | 4(6.0) | 7(8.5) | 8(8.7) | 8(6.8) | 7(9.1) | 9(8.6) | 8(7.6) | 10(9.3) | 6(4.9) | 6(5.8) | 11(11.6) | | 16.20 |
| | | Sectional time (s) | 17.01 | 16.26 | 15.51 | 14.47 | 14.37 | 14.74 | 15.79 | 15.30 | 15.97 | 15.60 | 15.32 | | |
| | | Cumulative time (s) | 170.34 | 153.33 | 137.07 | 121.56 | 107.09 | 92.72 | 77.98 | 62.19 | 46.89 | 30.92 | 15.32 | 3:19.10 | |
| | | Speed (m/s) | 11.76 | 12.30 | 12.89 | 13.82 | 13.92 | 13.57 | 12.67 | 13.07 | 12.52 | 12.82 | 13.05 | 13.06 | |
| | | Stride length (m) | 5.69 | 5.90 | 5.93 | 6.28 | 6.30 | 6.20 | 5.85 | 5.85 | 5.60 | 5.72 | 5.92 | 5.97 | |
| | | Stride duration (s) | 0.484 | 0.479 | 0.460 | 0.454 | 0.452 | 0.457 | 0.462 | 0.448 | 0.447 | 0.447 | 0.453 | 0.457 | |
| | | Stride efficiency (%) | 50.61 | 54.33 | 54.91 | 61.62 | 61.99 | 60.16 | 53.50 | 53.52 | 48.96 | 51.21 | 54.74 | 55.74 | |
| | | Stride count | 35.14 | 33.92 | 33.74 | 31.85 | 31.75 | 32.23 | 34.18 | 34.17 | 35.73 | 34.94 | 33.79 | 435.35 | |

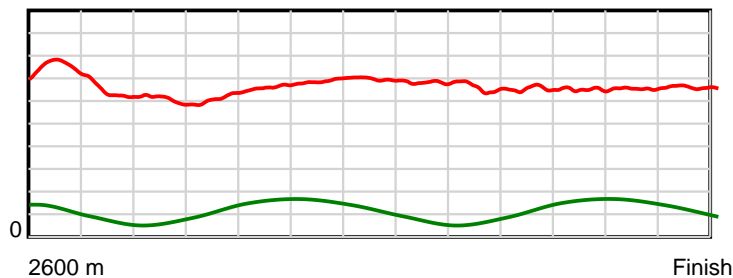
10 m Stride length



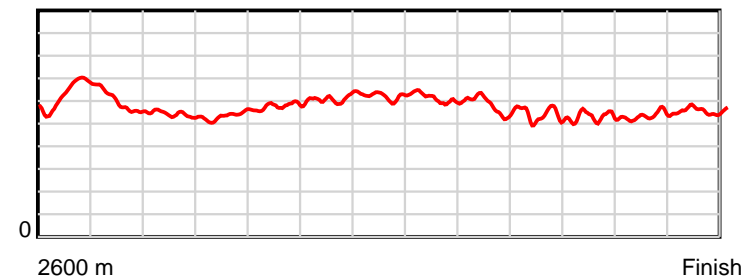
0.6 s Stride duration



20 m/sec Speed



100 % Stride efficiency



Note: Horizontal distance axis grid lines are 200m furlongs.

Disclaimer.

HRNZ and NZMTC and Thoroughbred Ratings Pty Ltd accepts no responsibility for the completeness or accuracy of any of the information contained herein, and makes no representations about its suitability for any particular purpose. Users should make their own judgements about those matters and/or seek independent advice. You assume all risks associated with use of the data provided on this page.



Race Results



December 10, 2023, Race 7, 'KING OF THE NORTH' NEW ZEALAND TROTTING DERBY (MOBILE TROT), Distance 2600m, Addington - Survey 3200m

| Result | TAB no. | Horse (Barrier) | 2600 to | 2400m to |
|--------|---------|------------------------------|---------|----------|
| 12th | 4 | Walkinonsunshi... (5) | 2400m | 2200m |
| | | Position in running (margin) | - | 1(0.0) |
| | | Sectional time (s) | 12.94 | 15.06 |
| | | Cumulative time (s) | 199.59 | 186.65 |
| | | Speed (m/s) | 15.45 | 13.28 |
| | | Stride length (m) | 6.66 | 6.37 |
| | | Stride duration (s) | 0.425 | 0.480 |
| | | Stride efficiency (%) | 69.39 | 63.48 |
| | | Stride count | 30.01 | 31.38 |

Disclaimer.

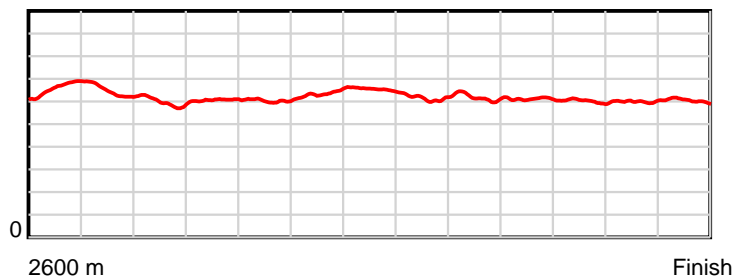
HRNZ and NZMTC and Thoroughbred Ratings Pty Ltd accepts no responsibility for the completeness or accuracy of any of the information contained herein, and makes no representations about its suitability for any particular purpose. Users should make their own judgements about those matters and/or seek independent advice. You assume all risks associated with use of the data provided on this page.

Race Results

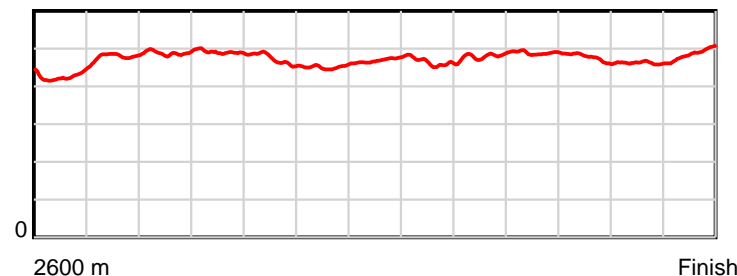
December 10, 2023, Race 7, 'KING OF THE NORTH' NEW ZEALAND TROTTING DERBY (MOBILE TROT), Distance 2600m, Addington - Survey 3200m

| Result | TAB no. | Horse (Barrier) | 2200m to | 2000m to | 1800m to | 1600m to | 1400m to | 1200m to | 1000m to | 800m to | 600m to | 400m to | 200m to | Total or | Margin |
|--------|---------|------------------------------|----------|----------|----------|----------|----------|----------|----------|---------|---------|---------|---------|----------|--------|
| 12th | 4 | Walkinonsunshi... (5) | 2000m | 1800m | 1600m | 1400m | 1200m | 1000m | 800m | 600m | 400m | 200m | WP | Average | |
| | | Position in running (margin) | 1(0.0) | 1(0.0) | 1(0.0) | 1(0.0) | 1(0.0) | 1(0.0) | 2(0.3) | 2(1.7) | 3(1.8) | 4(3.1) | 8(8.1) | | 19.00 |
| | | Sectional time (s) | 16.59 | 16.23 | 15.83 | 14.07 | 14.46 | 14.96 | 15.75 | 16.05 | 16.03 | 15.46 | 16.16 | | |
| | | Cumulative time (s) | 171.59 | 155.00 | 138.77 | 122.94 | 108.87 | 94.41 | 79.45 | 63.70 | 47.65 | 31.62 | 16.16 | 3:19.59 | |
| | | Speed (m/s) | 12.06 | 12.32 | 12.63 | 14.21 | 13.83 | 13.37 | 12.70 | 12.46 | 12.48 | 12.94 | 12.38 | 13.03 | |
| | | Stride length (m) | 5.89 | 6.04 | 5.96 | 6.41 | 6.49 | 6.21 | 6.11 | 6.09 | 5.93 | 5.98 | 6.05 | 6.16 | |
| | | Stride duration (s) | 0.489 | 0.490 | 0.472 | 0.451 | 0.469 | 0.464 | 0.481 | 0.489 | 0.476 | 0.462 | 0.489 | 0.473 | |
| | | Stride efficiency (%) | 54.27 | 56.95 | 55.51 | 64.29 | 65.88 | 60.19 | 58.26 | 57.97 | 54.98 | 55.86 | 57.23 | 59.31 | |
| | | Stride count | 33.94 | 33.13 | 33.56 | 31.18 | 30.80 | 32.22 | 32.76 | 32.84 | 33.72 | 33.45 | 33.05 | 422.04 | |

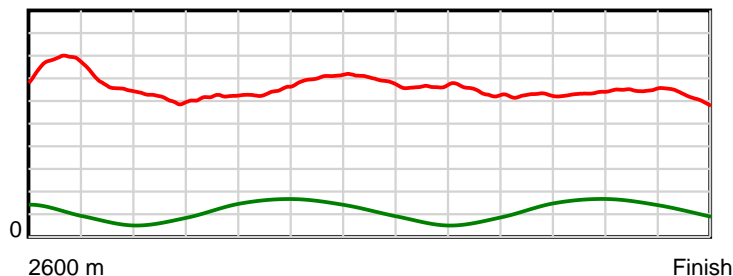
10 m Stride length



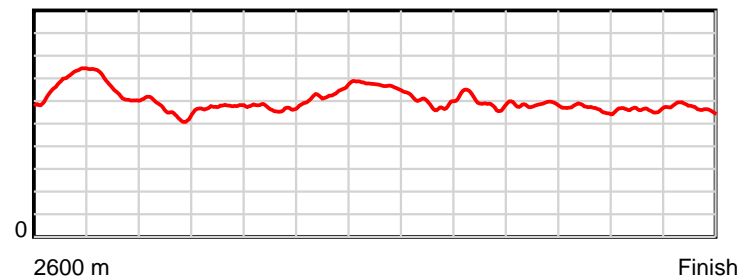
0.6 s Stride duration



20 m/sec Speed



100 % Stride efficiency



Note: Horizontal distance axis grid lines are 200m furlongs.

Disclaimer.

HRNZ and NZMTC and Thoroughbred Ratings Pty Ltd accepts no responsibility for the completeness or accuracy of any of the information contained herein, and makes no representations about its suitability for any particular purpose. Users should make their own judgements about those matters and/or seek independent advice. You assume all risks associated with use of the data provided on this page.



Race Results



December 10, 2023, Race 7, 'KING OF THE NORTH' NEW ZEALAND TROTTING DERBY (MOBILE TROT), Distance 2600m, Addington - Survey 3200m

| Result | TAB no. | Horse (Barrier) | 2600 to | 2400m to |
|--------|---------|------------------------------|--------------|--------------|
| 13th | 3 | Whats Wanted (4) | 2400m | 2200m |
| | | Position in running (margin) | - | 2(1.9) |
| | | Sectional time (s) | 13.15 | 15.08 |
| | | Cumulative time (s) | 201.57 | 188.42 |
| | | Speed (m/s) | 15.21 | 13.26 |
| | | Stride length (m) | 6.32 | 6.18 |
| | | Stride duration (s) | 0.413 | 0.466 |
| | | Stride efficiency (%) | 62.43 | 59.62 |
| | | Stride count | 31.64 | 32.38 |

Disclaimer.

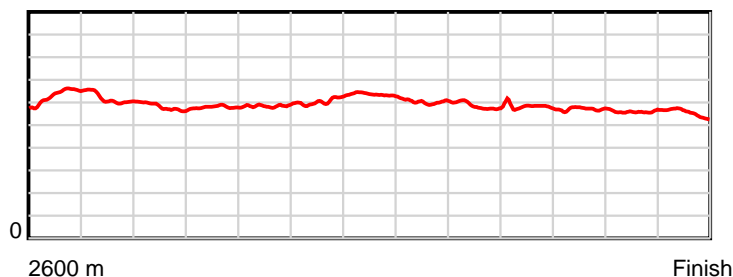
HRNZ and NZMTC and Thoroughbred Ratings Pty Ltd accepts no responsibility for the completeness or accuracy of any of the information contained herein, and makes no representations about its suitability for any particular purpose. Users should make their own judgements about those matters and/or seek independent advice. You assume all risks associated with use of the data provided on this page.

Race Results

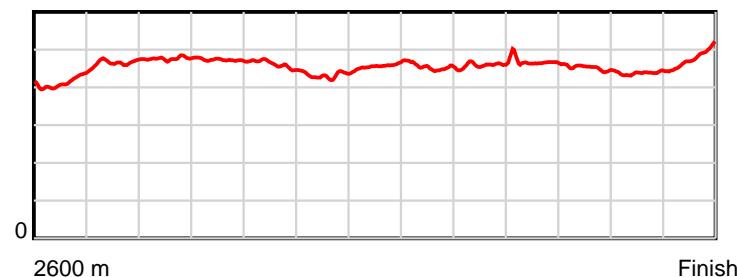
December 10, 2023, Race 7, 'KING OF THE NORTH' NEW ZEALAND TROTTING DERBY (MOBILE TROT), Distance 2600m, Addington - Survey 3200m

| Result | TAB no. | Horse (Barrier) | 2200m to | 2000m to | 1800m to | 1600m to | 1400m to | 1200m to | 1000m to | 800m to | 600m to | 400m to | 200m to | Total or | Margin |
|--------|---------|------------------------------|----------|----------|----------|----------|----------|----------|----------|---------|---------|---------|----------|----------|--------|
| 13th | 3 | Whats Wanted (4) | 2000m | 1800m | 1600m | 1400m | 1200m | 1000m | 800m | 600m | 400m | 200m | WP | Average | |
| | | Position in running (margin) | 2(2.0) | 2(2.2) | 2(2.4) | 3(2.7) | 3(2.0) | 3(1.6) | 3(2.0) | 4(4.3) | 5(4.4) | 8(6.1) | 12(12.0) | | 30.00 |
| | | Sectional time (s) | 16.63 | 16.27 | 15.88 | 13.95 | 14.39 | 14.99 | 15.88 | 16.05 | 16.11 | 15.60 | 17.59 | | |
| | | Cumulative time (s) | 173.34 | 156.71 | 140.44 | 124.56 | 110.61 | 96.22 | 81.23 | 65.35 | 49.30 | 33.19 | 17.59 | 3:21.57 | |
| | | Speed (m/s) | 12.03 | 12.29 | 12.59 | 14.34 | 13.90 | 13.34 | 12.59 | 12.46 | 12.41 | 12.82 | 11.37 | 12.90 | |
| | | Stride length (m) | 5.73 | 5.81 | 5.80 | 6.19 | 6.34 | 6.06 | 5.77 | 5.82 | 5.60 | 5.61 | 5.47 | 5.89 | |
| | | Stride duration (s) | 0.476 | 0.473 | 0.461 | 0.432 | 0.456 | 0.454 | 0.458 | 0.467 | 0.451 | 0.438 | 0.481 | 0.457 | |
| | | Stride efficiency (%) | 51.27 | 52.78 | 52.65 | 59.94 | 62.84 | 57.39 | 52.07 | 52.85 | 49.05 | 49.25 | 46.83 | 54.19 | |
| | | Stride count | 34.92 | 34.41 | 34.45 | 32.29 | 31.54 | 33.00 | 34.65 | 34.39 | 35.70 | 35.62 | 36.53 | 441.52 | |

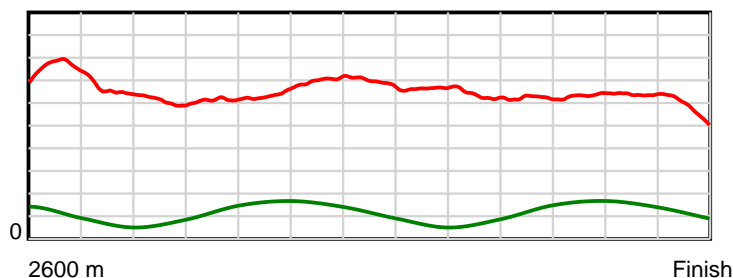
10 m Stride length



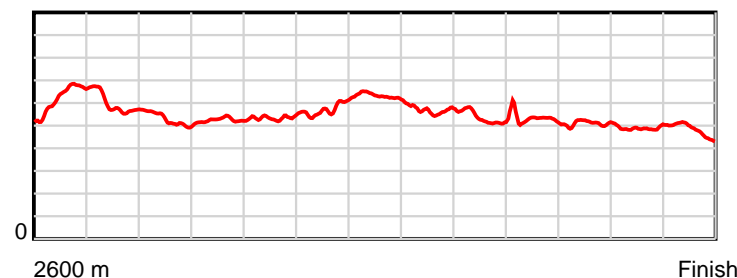
0.6 s Stride duration



20 m/sec Speed



100 % Stride efficiency



Note: Horizontal distance axis grid lines are 200m furlongs.

Disclaimer.

HRNZ and NZMTC and Thoroughbred Ratings Pty Ltd accepts no responsibility for the completeness or accuracy of any of the information contained herein, and makes no representations about its suitability for any particular purpose. Users should make their own judgements about those matters and/or seek independent advice. You assume all risks associated with use of the data provided on this page.



Race Results



December 10, 2023, Race 7, 'KING OF THE NORTH' NEW ZEALAND TROTTING DERBY (MOBILE TROT), Distance 2600m, Addington - Survey 3200m

| Result | TAB no. | Horse (Barrier) | 2600 to | 2400m to |
|--------|---------|------------------------------|--------------|--------------|
| 14th | 6 | Flying Without... (7) | 2400m | 2200m |
| | | Position in running (margin) | - | 7(6.3) |
| | | Sectional time (s) | 13.74 | 15.12 |
| | | Cumulative time (s) | 212.89 | 199.15 |
| | | Speed (m/s) | 14.55 | 13.23 |
| | | Stride length (m) | 6.43 | 6.09 |
| | | Stride duration (s) | 0.443 | 0.460 |
| | | Stride efficiency (%) | 64.65 | 57.94 |
| | | Stride count | 31.09 | 32.85 |

Disclaimer.

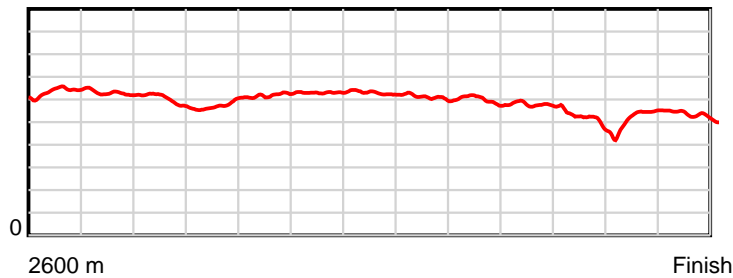
HRNZ and NZMTC and Thoroughbred Ratings Pty Ltd accepts no responsibility for the completeness or accuracy of any of the information contained herein, and makes no representations about its suitability for any particular purpose. Users should make their own judgements about those matters and/or seek independent advice. You assume all risks associated with use of the data provided on this page.

Race Results

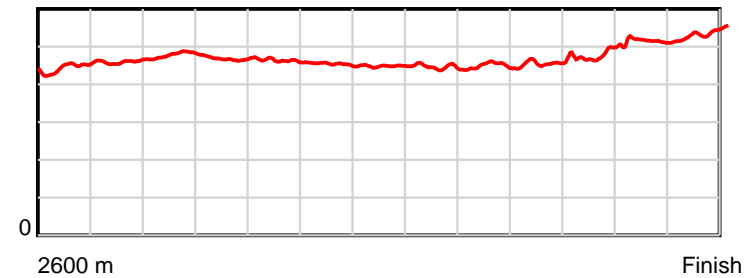
December 10, 2023, Race 7, 'KING OF THE NORTH' NEW ZEALAND TROTTING DERBY (MOBILE TROT), Distance 2600m, Addington - Survey 3200m

| Result | TAB no. | Horse (Barrier) | 2200m to | 2000m to | 1800m to | 1600m to | 1400m to | 1200m to | 1000m to | 800m to | 600m to | 400m to | 200m to | Total or | Margin |
|--------|---------|------------------------------|----------|----------|----------|----------|----------|----------|----------|---------|---------|----------|----------|----------|--------|
| 14th | 6 | Flying Without... (7) | 2000m | 1800m | 1600m | 1400m | 1200m | 1000m | 800m | 600m | 400m | 200m | WP | Average | |
| | | Position in running (margin) | 5(6.6) | 4(6.1) | 6(6.5) | 4(4.0) | 5(7.3) | 6(6.7) | 7(6.5) | 7(6.5) | 8(6.5) | 14(29.3) | 14(62.4) | | 92.80 |
| | | Sectional time (s) | 16.50 | 16.30 | 15.42 | 14.62 | 14.35 | 14.88 | 15.51 | 16.04 | 19.62 | 20.14 | 20.65 | | |
| | | Cumulative time (s) | 184.03 | 167.53 | 151.23 | 135.81 | 121.19 | 106.84 | 91.96 | 76.45 | 60.41 | 40.79 | 20.65 | 3:32.89 | |
| | | Speed (m/s) | 12.12 | 12.27 | 12.97 | 13.68 | 13.94 | 13.44 | 12.89 | 12.47 | 10.19 | 9.93 | 9.69 | 12.21 | |
| | | Stride length (m) | 5.80 | 5.75 | 6.00 | 6.20 | 6.24 | 5.99 | 5.79 | 5.73 | 4.91 | 5.13 | 5.21 | 5.75 | |
| | | Stride duration (s) | 0.478 | 0.468 | 0.463 | 0.454 | 0.448 | 0.446 | 0.449 | 0.459 | 0.481 | 0.516 | 0.538 | 0.471 | |
| | | Stride efficiency (%) | 52.50 | 51.60 | 56.28 | 60.14 | 60.93 | 56.03 | 52.44 | 51.27 | 37.60 | 41.08 | 42.49 | 51.75 | |
| | | Stride count | 34.51 | 34.80 | 33.33 | 32.24 | 32.03 | 33.40 | 34.52 | 34.92 | 40.77 | 39.01 | 38.35 | 451.82 | |

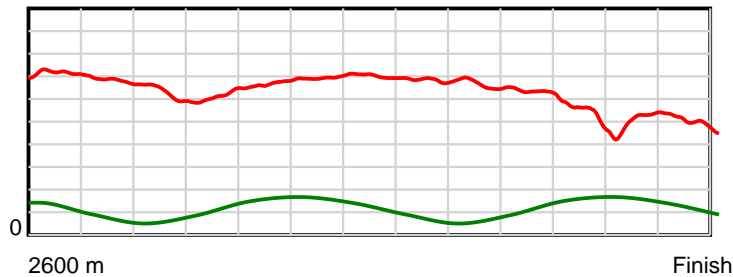
10 m Stride length



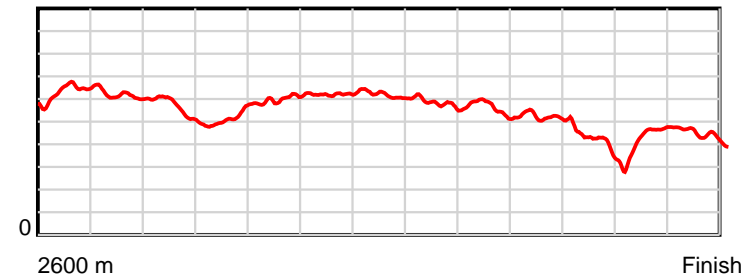
0.6 s Stride duration



20 m/sec Speed



100 % Stride efficiency



Note: Horizontal distance axis grid lines are 200m furlongs.

Disclaimer.

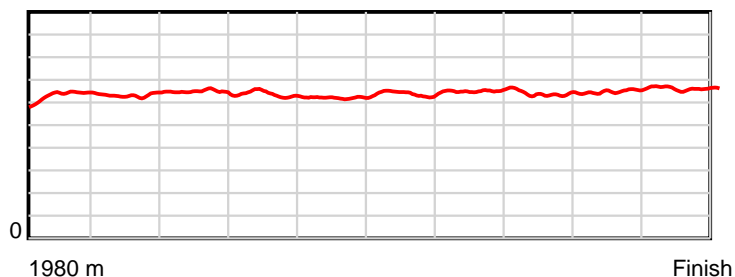
HRNZ and NZMTC and Thoroughbred Ratings Pty Ltd accepts no responsibility for the completeness or accuracy of any of the information contained herein, and makes no representations about its suitability for any particular purpose. Users should make their own judgements about those matters and/or seek independent advice. You assume all risks associated with use of the data provided on this page.

Race Results

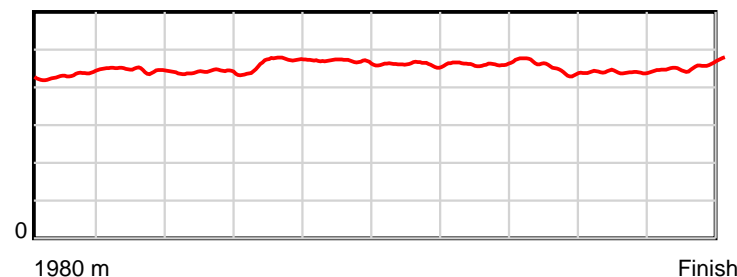
December 10, 2023, Race 8, THE BOX SEAT ACE OF DIAMONDS (2YO FILLIES) MOBILE PACE, Distance 1980m, Addington - Survey 1980m

| Result | TAB no. | Horse (Barrier) | 1980 to | 1800m to | 1600m to | 1400m to | 1200m to | 1000m to | 800m to | 600m to | 400m to | 200m to | Total or | Margin |
|--------|---------|------------------------------|--------------|--------------|--------------|--------------|--------------|-------------|-------------|-------------|-------------|-----------|----------------|--------|
| 1st | 10 | Duchess Megxit (10) | 1800m | 1600m | 1400m | 1200m | 1000m | 800m | 600m | 400m | 200m | WP | Average | |
| | | Position in running (margin) | - | 7(4.9) | 7(6.9) | 8(7.0) | 6(4.3) | 8(5.2) | 9(6.7) | 8(6.0) | 5(3.0) | 1(0.0) | | 0.00 |
| | | Sectional time (s) | 12.66 | 14.61 | 13.71 | 14.81 | 15.36 | 14.97 | 14.30 | 14.70 | 13.89 | 14.11 | | |
| | | Cumulative time (s) | 143.12 | 130.46 | 115.85 | 102.14 | 87.33 | 71.97 | 57.00 | 42.70 | 28.00 | 14.11 | 2:23.12 | |
| | | Speed (m/s) | 14.22 | 13.69 | 14.59 | 13.50 | 13.02 | 13.36 | 13.99 | 13.61 | 14.40 | 14.17 | 13.83 | |
| | | Stride length (m) | 6.32 | 6.12 | 6.42 | 6.29 | 6.10 | 6.16 | 6.48 | 6.13 | 6.36 | 6.49 | 6.28 | |
| | | Stride duration (s) | 0.432 | 0.447 | 0.440 | 0.466 | 0.469 | 0.461 | 0.463 | 0.451 | 0.441 | 0.458 | 0.454 | |
| | | Stride efficiency (%) | 62.40 | 58.44 | 64.37 | 61.82 | 58.21 | 59.31 | 65.52 | 58.80 | 63.13 | 65.91 | 61.69 | |
| | | Stride count | 28.48 | 32.71 | 31.16 | 31.80 | 32.77 | 32.46 | 30.89 | 32.60 | 31.47 | 30.80 | 315.14 | |

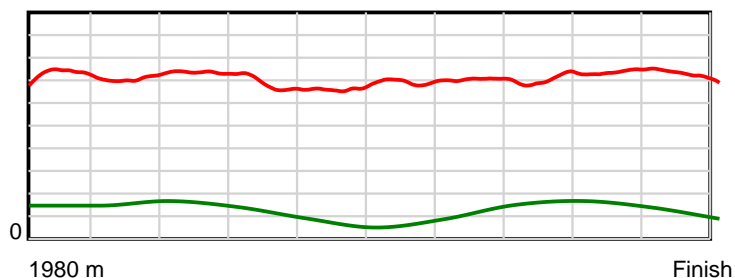
10 m Stride length



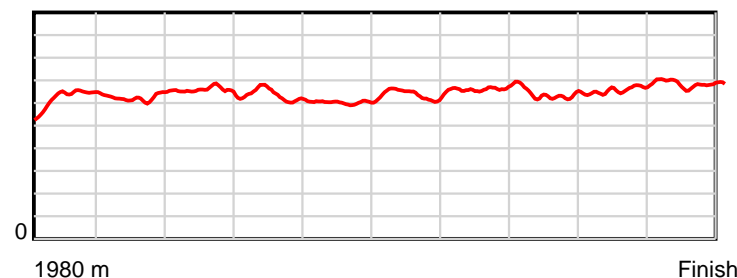
0.6 s Stride duration



20 m/sec Speed



100 % Stride efficiency



Note: Horizontal distance axis grid lines are 200m furlongs.

Disclaimer.

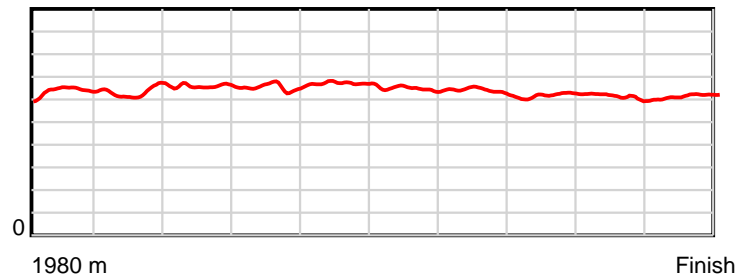
HRNZ and NZMTC and Thoroughbred Ratings Pty Ltd accepts no responsibility for the completeness or accuracy of any of the information contained herein, and makes no representations about its suitability for any particular purpose. Users should make their own judgements about those matters and/or seek independent advice. You assume all risks associated with use of the data provided on this page.

Race Results

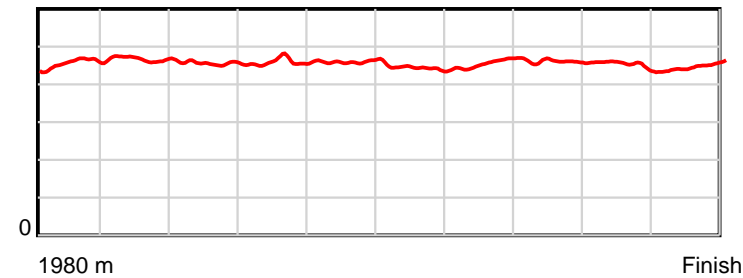
December 10, 2023, Race 8, THE BOX SEAT ACE OF DIAMONDS (2YO FILLIES) MOBILE PACE, Distance 1980m, Addington - Survey 1980m

| Result | TAB no. | Horse (Barrier) | 1980 to | 1800m to | 1600m to | 1400m to | 1200m to | 1000m to | 800m to | 600m to | 400m to | 200m to | Total or | Margin |
|--------|---------|------------------------------|---------|----------|----------|----------|----------|----------|---------|---------|---------|---------|----------|--------|
| 2nd | 7 | Treacherous Ba... (7) | 1800m | 1600m | 1400m | 1200m | 1000m | 800m | 600m | 400m | 200m | WP | Average | |
| | | Position in running (margin) | - | 11(6.8) | 12(14.3) | 11(15.3) | 11(7.9) | 4(1.6) | 2(0.1) | 1(0.0) | 1(0.0) | 2(1.5) | | 4.70 |
| | | Sectional time (s) | 13.00 | 15.53 | 13.84 | 14.03 | 14.16 | 14.48 | 14.40 | 15.21 | 14.63 | 14.69 | | |
| | | Cumulative time (s) | 143.97 | 130.97 | 115.44 | 101.60 | 87.57 | 73.41 | 58.93 | 44.53 | 29.32 | 14.69 | 2:23.97 | |
| | | Speed (m/s) | 13.85 | 12.88 | 14.45 | 14.26 | 14.12 | 13.81 | 13.89 | 13.15 | 13.67 | 13.61 | 13.75 | |
| | | Stride length (m) | 6.40 | 6.02 | 6.58 | 6.55 | 6.50 | 6.11 | 6.36 | 6.05 | 6.15 | 6.12 | 6.28 | |
| | | Stride duration (s) | 0.457 | 0.468 | 0.455 | 0.459 | 0.460 | 0.442 | 0.458 | 0.460 | 0.450 | 0.449 | 0.456 | |
| | | Stride efficiency (%) | 63.91 | 56.68 | 67.63 | 66.96 | 66.01 | 58.36 | 63.17 | 57.16 | 59.20 | 58.51 | 61.54 | |
| | | Stride count | 28.15 | 33.21 | 30.40 | 30.55 | 30.77 | 32.73 | 31.46 | 33.07 | 32.49 | 32.68 | 315.51 | |

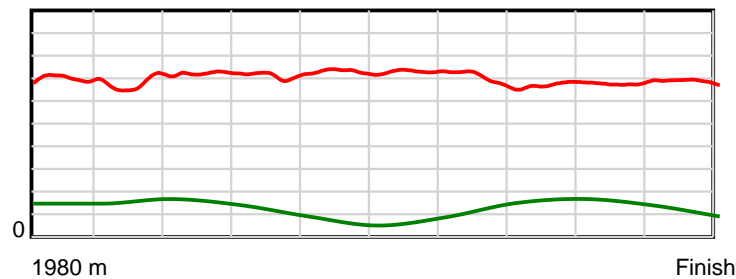
10 m Stride length



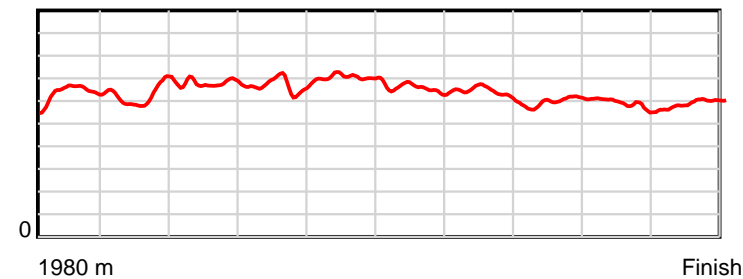
0.6 s Stride duration



20 m/sec Speed



100 % Stride efficiency



Note: Horizontal distance axis grid lines are 200m furlongs.

Disclaimer.

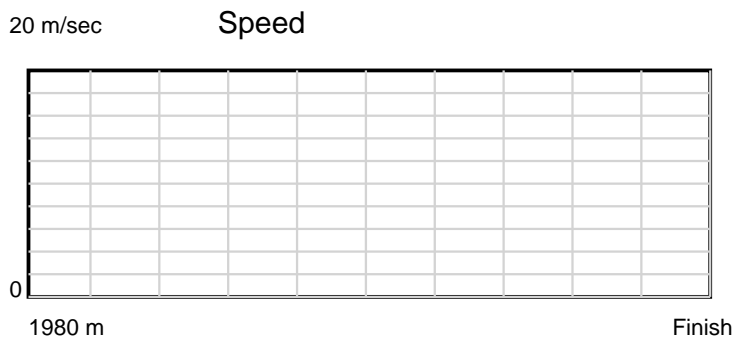
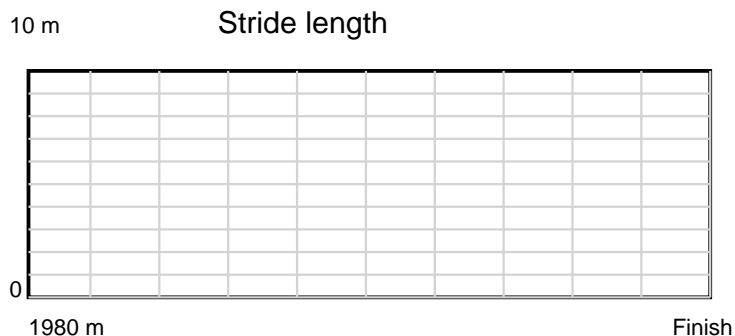
HRNZ and NZMTC and Thoroughbred Ratings Pty Ltd accepts no responsibility for the completeness or accuracy of any of the information contained herein, and makes no representations about its suitability for any particular purpose. Users should make their own judgements about those matters and/or seek independent advice. You assume all risks associated with use of the data provided on this page.



Race Results

December 10, 2023, Race 8, THE BOX SEAT ACE OF DIAMONDS (2YO FILLIES) MOBILE PACE, Distance 1980m, Addington - Survey 1980m

| Result | TAB no. | Horse (Barrier) | 1980 to | 1800m to | 1600m to | 1400m to | 1200m to | 1000m to | 800m to | 600m to | 400m to | 200m to | Total or | Margin |
|--------|---------|------------------------------|---------|----------|----------|----------|----------|----------|---------|---------|---------|---------|----------|--------|
| 3rd | 8 | Louies Girl (8) | 1800m | 1600m | 1400m | 1200m | 1000m | 800m | 600m | 400m | 200m | WP | Average | |
| | | Position in running (margin) | - | 5(3.3) | 3(2.4) | 3(2.1) | 2(0.9) | 5(1.6) | 5(3.1) | 4(2.4) | 4(1.9) | 3(2.0) | | 6.10 |
| | | Sectional time (s) | 12.52 | 14.13 | 13.63 | 15.06 | 15.33 | 14.97 | 14.30 | 15.12 | 14.41 | 14.74 | | |
| | | Cumulative time (s) | 144.21 | 131.69 | 117.56 | 103.93 | 88.87 | 73.54 | 58.57 | 44.27 | 29.15 | 14.74 | 2:24.21 | |
| | | Speed (m/s) | 14.38 | 14.15 | 14.67 | 13.28 | 13.05 | 13.36 | 13.99 | 13.23 | 13.88 | 13.57 | 13.73 | |
| | | Stride length (m) | 0.00 | 0.00 | 0.00 | 0.00 | 0.00 | 0.00 | 0.00 | 0.00 | 0.00 | 0.00 | nan | |
| | | Stride duration (s) | 0.000 | 0.000 | 0.000 | 0.000 | 0.000 | 0.000 | 0.000 | 0.000 | 0.000 | 0.000 | nan | |
| | | Stride efficiency (%) | 0.00 | 0.00 | 0.00 | 0.00 | 0.00 | 0.00 | 0.00 | 0.00 | 0.00 | 0.00 | nan | |
| | | Stride count | 0.00 | 0.00 | 0.00 | 0.00 | 0.00 | 0.00 | 0.00 | 0.00 | 0.00 | 0.00 | 0.00 | |



Note: Horizontal distance axis grid lines are 200m furlongs.

Disclaimer.

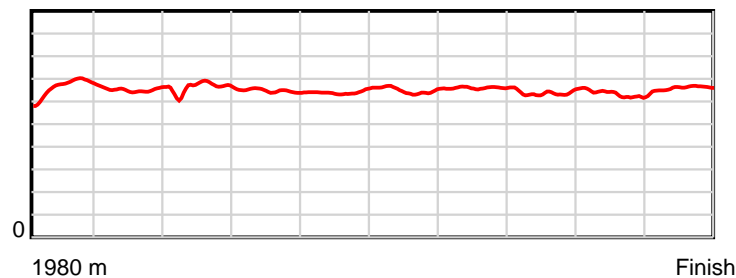
HRNZ and NZMTC and Thoroughbred Ratings Pty Ltd accepts no responsibility for the completeness or accuracy of any of the information contained herein, and makes no representations about its suitability for any particular purpose. Users should make their own judgements about those matters and/or seek independent advice. You assume all risks associated with use of the data provided on this page.

Race Results

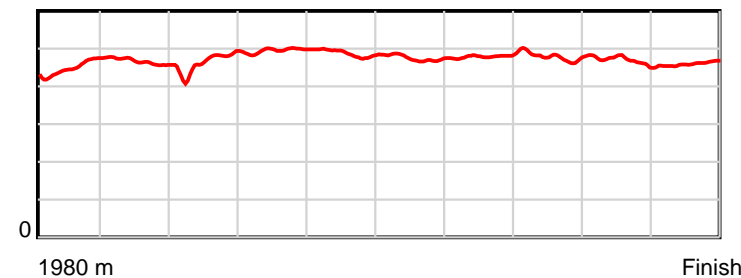
December 10, 2023, Race 8, THE BOX SEAT ACE OF DIAMONDS (2YO FILLIES) MOBILE PACE, Distance 1980m, Addington - Survey 1980m

| Result | TAB no. | Horse (Barrier) | 1980 to | 1800m to | 1600m to | 1400m to | 1200m to | 1000m to | 800m to | 600m to | 400m to | 200m to | Total or | Margin |
|--------|---------|------------------------------|---------|----------|----------|----------|----------|----------|---------|---------|---------|---------|----------|--------|
| 4th | 2 | Treacherous Lo... (2) | 1800m | 1600m | 1400m | 1200m | 1000m | 800m | 600m | 400m | 200m | WP | Average | |
| | | Position in running (margin) | - | 2(1.6) | 4(2.5) | 4(3.3) | 5(3.5) | 7(3.3) | 6(4.2) | 7(5.1) | 9(5.7) | 9(7.4) | | 6.70 |
| | | Sectional time (s) | 12.44 | 14.44 | 13.81 | 15.29 | 15.18 | 14.89 | 14.55 | 15.32 | 14.66 | 13.74 | | |
| | | Cumulative time (s) | 144.32 | 131.88 | 117.44 | 103.63 | 88.34 | 73.16 | 58.27 | 43.72 | 28.40 | 13.74 | 2:24.32 | |
| | | Speed (m/s) | 14.47 | 13.85 | 14.48 | 13.08 | 13.18 | 13.43 | 13.75 | 13.05 | 13.64 | 14.56 | 13.72 | |
| | | Stride length (m) | 6.72 | 6.46 | 6.71 | 6.48 | 6.43 | 6.37 | 6.59 | 6.26 | 6.38 | 6.70 | 6.50 | |
| | | Stride duration (s) | 0.451 | 0.466 | 0.463 | 0.495 | 0.488 | 0.475 | 0.479 | 0.479 | 0.468 | 0.460 | 0.474 | |
| | | Stride efficiency (%) | 70.62 | 65.12 | 70.31 | 65.59 | 64.55 | 63.51 | 67.81 | 61.21 | 63.68 | 70.13 | 66.10 | |
| | | Stride count | 26.78 | 30.98 | 29.82 | 30.87 | 31.12 | 31.37 | 30.36 | 31.96 | 31.33 | 29.85 | 304.44 | |

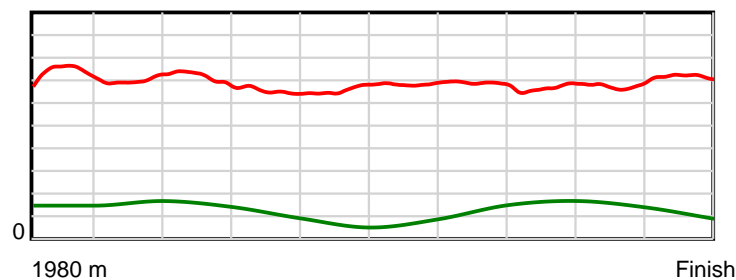
10 m Stride length



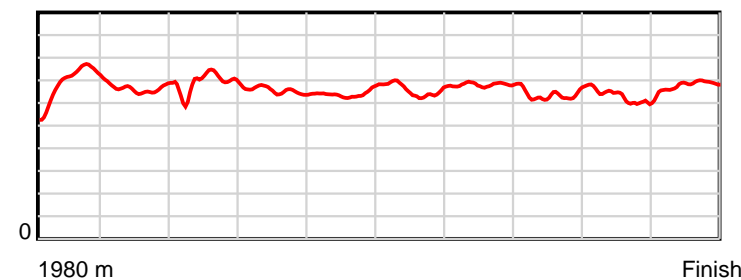
0.6 s Stride duration



20 m/sec Speed



100 % Stride efficiency



Note: Horizontal distance axis grid lines are 200m furlongs.

Disclaimer.

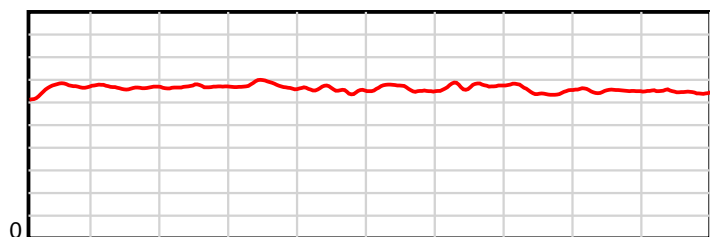
HRNZ and NZMTC and Thoroughbred Ratings Pty Ltd accepts no responsibility for the completeness or accuracy of any of the information contained herein, and makes no representations about its suitability for any particular purpose. Users should make their own judgements about those matters and/or seek independent advice. You assume all risks associated with use of the data provided on this page.

Race Results

December 10, 2023, Race 8, THE BOX SEAT ACE OF DIAMONDS (2YO FILLIES) MOBILE PACE, Distance 1980m, Addington - Survey 1980m

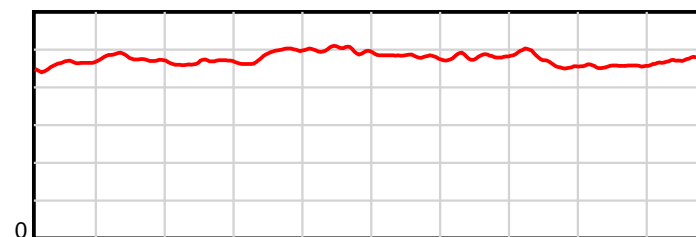
| Result | TAB no. | Horse (Barrier) | 1980 to | 1800m to | 1600m to | 1400m to | 1200m to | 1000m to | 800m to | 600m to | 400m to | 200m to | Total or | Margin |
|--------|---------|------------------------------|---------|----------|----------|----------|----------|----------|---------|---------|---------|---------|----------|--------|
| 5th | 11 | Raknruin (11) | 1800m | 1600m | 1400m | 1200m | 1000m | 800m | 600m | 400m | 200m | WP | Average | |
| | | Position in running (margin) | - | 10(6.6) | 9(9.1) | 9(10.6) | 9(6.2) | 10(7.6) | 11(9.0) | 10(8.0) | 8(5.1) | 5(4.5) | | 8.90 |
| | | Sectional time (s) | 13.27 | 14.70 | 13.94 | 14.53 | 15.45 | 14.95 | 14.25 | 14.73 | 14.29 | 14.62 | | |
| | | Cumulative time (s) | 144.73 | 131.46 | 116.76 | 102.82 | 88.29 | 72.84 | 57.89 | 43.64 | 28.91 | 14.62 | 2:24.73 | |
| | | Speed (m/s) | 13.57 | 13.61 | 14.35 | 13.76 | 12.94 | 13.38 | 14.04 | 13.58 | 14.00 | 13.68 | 13.68 | |
| | | Stride length (m) | 6.65 | 6.50 | 6.68 | 6.72 | 6.44 | 6.43 | 6.79 | 6.36 | 6.40 | 6.54 | 6.55 | |
| | | Stride duration (s) | 0.461 | 0.478 | 0.466 | 0.488 | 0.498 | 0.481 | 0.483 | 0.468 | 0.457 | 0.478 | 0.479 | |
| | | Stride efficiency (%) | 69.19 | 66.11 | 69.72 | 70.64 | 64.87 | 64.67 | 71.95 | 63.22 | 64.04 | 66.90 | 67.02 | |
| | | Stride count | 27.05 | 30.75 | 29.94 | 29.75 | 31.04 | 31.09 | 29.47 | 31.44 | 31.24 | 30.57 | 302.34 | |

10 m Stride length



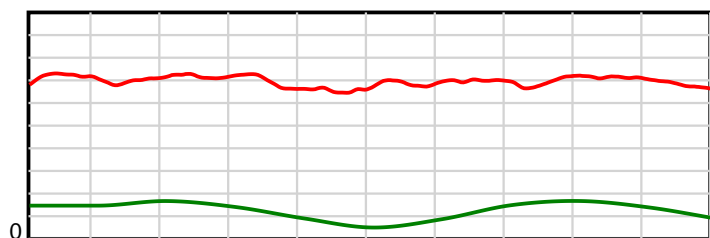
1980 m Finish

0.6 s Stride duration



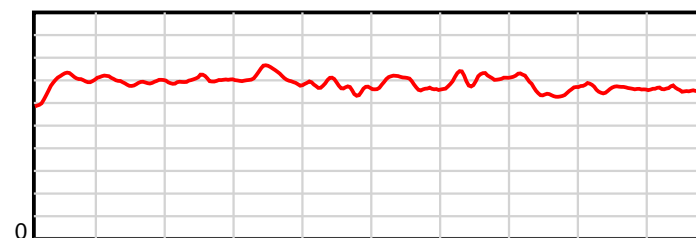
1980 m Finish

20 m/sec Speed



1980 m Finish

100 % Stride efficiency



1980 m Finish

Note: Horizontal distance axis grid lines are 200m furlongs.

Disclaimer.

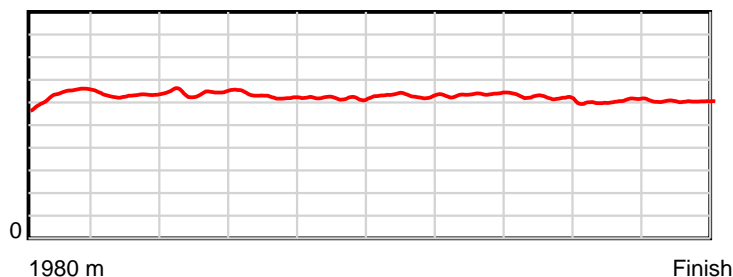
HRNZ and NZMTC and Thoroughbred Ratings Pty Ltd accepts no responsibility for the completeness or accuracy of any of the information contained herein, and makes no representations about its suitability for any particular purpose. Users should make their own judgements about those matters and/or seek independent advice. You assume all risks associated with use of the data provided on this page.

Race Results

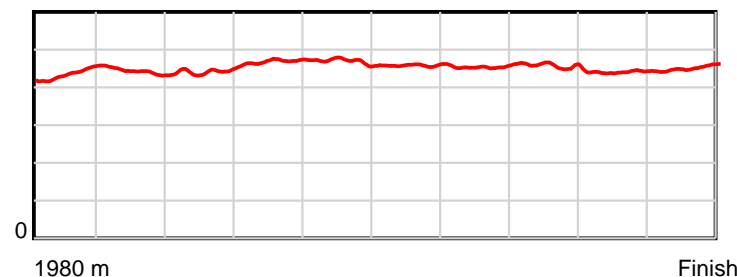
December 10, 2023, Race 8, THE BOX SEAT ACE OF DIAMONDS (2YO FILLIES) MOBILE PACE, Distance 1980m, Addington - Survey 1980m

| Result | TAB no. | Horse (Barrier) | 1980 to | 1800m to | 1600m to | 1400m to | 1200m to | 1000m to | 800m to | 600m to | 400m to | 200m to | Total or | Margin |
|--------|---------|------------------------------|--------------|--------------|--------------|--------------|--------------|-------------|-------------|-------------|-------------|-----------|----------------|--------|
| 6th | 4 | Always Ticking (4) | 1800m | 1600m | 1400m | 1200m | 1000m | 800m | 600m | 400m | 200m | WP | Average | |
| | | Position in running (margin) | - | 6(3.4) | 6(4.2) | 5(4.2) | 4(2.5) | 6(3.2) | 7(5.3) | 6(4.5) | 7(4.3) | 6(5.5) | | 10.80 |
| | | Sectional time (s) | 12.66 | 14.42 | 13.67 | 14.98 | 15.32 | 15.08 | 14.28 | 15.17 | 14.59 | 14.90 | | |
| | | Cumulative time (s) | 145.07 | 132.41 | 117.99 | 104.32 | 89.34 | 74.02 | 58.94 | 44.66 | 29.49 | 14.90 | 2:25.07 | |
| | | Speed (m/s) | 14.22 | 13.87 | 14.63 | 13.35 | 13.05 | 13.26 | 14.01 | 13.18 | 13.71 | 13.42 | 13.65 | |
| | | Stride length (m) | 6.35 | 6.14 | 6.47 | 6.26 | 6.12 | 6.08 | 6.35 | 6.01 | 6.04 | 6.07 | 6.18 | |
| | | Stride duration (s) | 0.436 | 0.443 | 0.442 | 0.469 | 0.469 | 0.458 | 0.454 | 0.456 | 0.441 | 0.452 | 0.453 | |
| | | Stride efficiency (%) | 62.94 | 58.88 | 65.35 | 61.23 | 58.60 | 57.69 | 63.10 | 56.40 | 57.06 | 57.59 | 59.75 | |
| | | Stride count | 28.36 | 32.58 | 30.93 | 31.95 | 32.66 | 32.92 | 31.47 | 33.29 | 33.10 | 32.95 | 320.21 | |

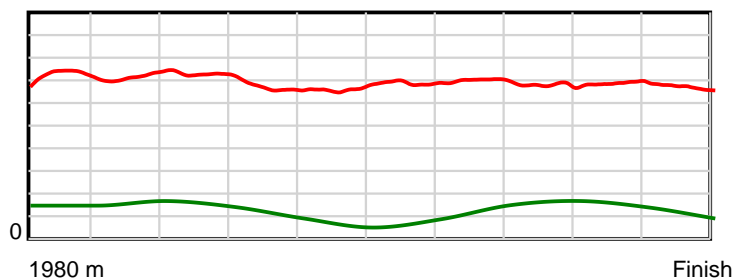
10 m Stride length



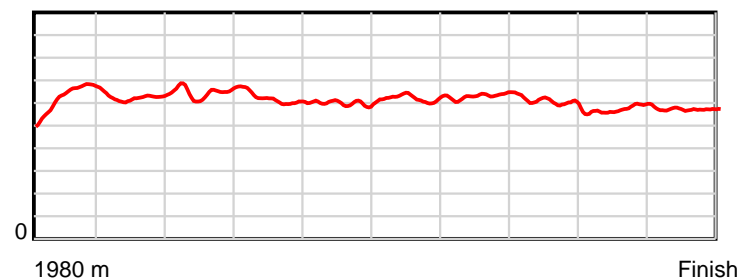
0.6 s Stride duration



20 m/sec Speed



100 % Stride efficiency



Note: Horizontal distance axis grid lines are 200m furlongs.

Disclaimer.

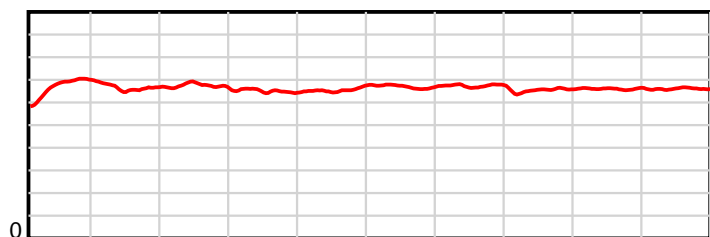
HRNZ and NZMTC and Thoroughbred Ratings Pty Ltd accepts no responsibility for the completeness or accuracy of any of the information contained herein, and makes no representations about its suitability for any particular purpose. Users should make their own judgements about those matters and/or seek independent advice. You assume all risks associated with use of the data provided on this page.

Race Results

December 10, 2023, Race 8, THE BOX SEAT ACE OF DIAMONDS (2YO FILLIES) MOBILE PACE, Distance 1980m, Addington - Survey 1980m

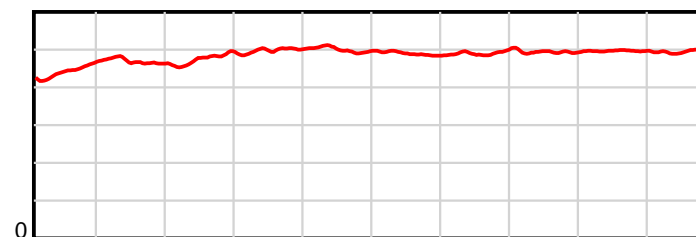
| Result | TAB no. | Horse (Barrier) | 1980 to | 1800m to | 1600m to | 1400m to | 1200m to | 1000m to | 800m to | 600m to | 400m to | 200m to | Total or | Margin |
|--------|---------|------------------------------|--------------|--------------|--------------|--------------|--------------|-------------|-------------|-------------|-------------|-----------|----------------|--------|
| 7th | 3 | Our Shangri La... (3) | 1800m | 1600m | 1400m | 1200m | 1000m | 800m | 600m | 400m | 200m | WP | Average | |
| | | Position in running (margin) | - | 1(0.0) | 1(0.0) | 2(1.7) | 3(1.7) | 3(1.4) | 4(2.2) | 5(3.0) | 6(3.2) | 7(5.9) | | 11.60 |
| | | Sectional time (s) | 11.96 | 14.28 | 13.96 | 15.26 | 15.16 | 14.86 | 14.55 | 15.23 | 14.84 | 15.10 | | |
| | | Cumulative time (s) | 145.20 | 133.24 | 118.96 | 105.00 | 89.74 | 74.58 | 59.72 | 45.17 | 29.94 | 15.10 | 2:25.20 | |
| | | Speed (m/s) | 15.05 | 14.01 | 14.33 | 13.11 | 13.19 | 13.46 | 13.75 | 13.13 | 13.48 | 13.25 | 13.64 | |
| | | Stride length (m) | 6.75 | 6.57 | 6.82 | 6.53 | 6.59 | 6.58 | 6.75 | 6.48 | 6.69 | 6.58 | 6.63 | |
| | | Stride duration (s) | 0.444 | 0.469 | 0.476 | 0.498 | 0.500 | 0.489 | 0.491 | 0.494 | 0.497 | 0.497 | 0.486 | |
| | | Stride efficiency (%) | 71.30 | 67.42 | 72.69 | 66.55 | 67.93 | 67.69 | 71.23 | 65.65 | 70.00 | 67.73 | 68.74 | |
| | | Stride count | 26.65 | 30.45 | 29.32 | 30.65 | 30.33 | 30.39 | 29.62 | 30.86 | 29.88 | 30.38 | 298.53 | |

10 m Stride length



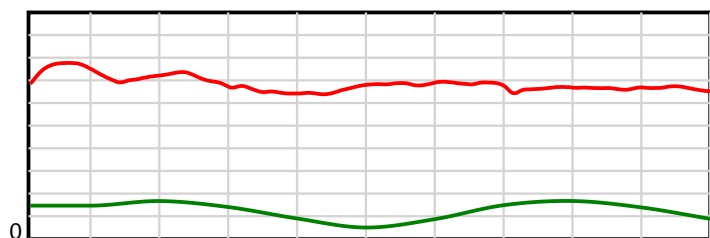
1980 m Finish

0.6 s Stride duration



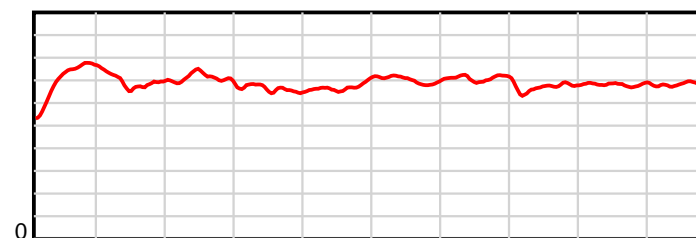
1980 m Finish

20 m/sec Speed



1980 m Finish

100 % Stride efficiency



1980 m Finish

Note: Horizontal distance axis grid lines are 200m furlongs.

Disclaimer.

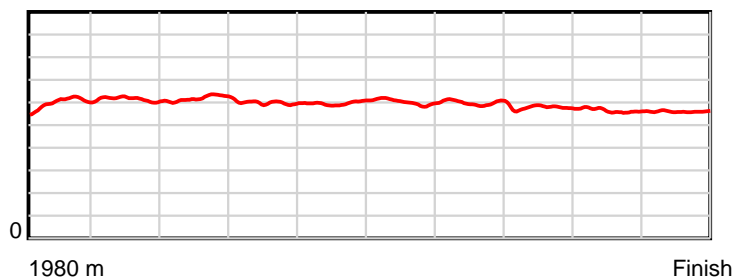
HRNZ and NZMTC and Thoroughbred Ratings Pty Ltd accepts no responsibility for the completeness or accuracy of any of the information contained herein, and makes no representations about its suitability for any particular purpose. Users should make their own judgements about those matters and/or seek independent advice. You assume all risks associated with use of the data provided on this page.

Race Results

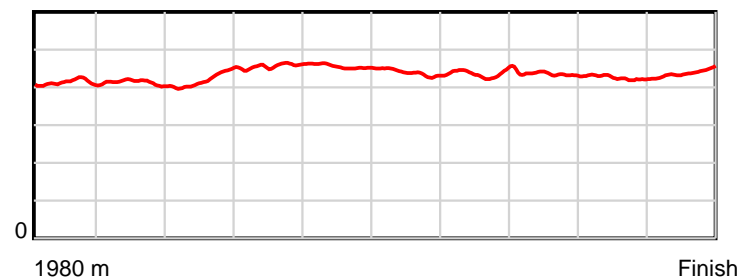
December 10, 2023, Race 8, THE BOX SEAT ACE OF DIAMONDS (2YO FILLIES) MOBILE PACE, Distance 1980m, Addington - Survey 1980m

| Result | TAB no. | Horse (Barrier) | 1980 to | 1800m to | 1600m to | 1400m to | 1200m to | 1000m to | 800m to | 600m to | 400m to | 200m to | Total or | Margin |
|--------|---------|------------------------------|---------|----------|----------|----------|----------|----------|---------|---------|---------|---------|----------|--------|
| 8th | 6 | Madrid (6) | 1800m | 1600m | 1400m | 1200m | 1000m | 800m | 600m | 400m | 200m | WP | Average | |
| | | Position in running (margin) | - | 3(3.3) | 2(0.2) | 1(0.0) | 1(0.0) | 1(0.0) | 1(0.0) | 3(1.4) | 3(1.5) | 4(4.2) | | 13.40 |
| | | Sectional time (s) | 12.36 | 13.77 | 13.65 | 15.26 | 15.21 | 14.73 | 14.65 | 15.22 | 14.84 | 15.84 | | |
| | | Cumulative time (s) | 145.53 | 133.17 | 119.40 | 105.75 | 90.49 | 75.28 | 60.55 | 45.90 | 30.68 | 15.84 | 2:25.53 | |
| | | Speed (m/s) | 14.56 | 14.52 | 14.65 | 13.11 | 13.15 | 13.58 | 13.65 | 13.14 | 13.48 | 12.63 | 13.61 | |
| | | Stride length (m) | 6.03 | 6.00 | 6.18 | 5.98 | 5.98 | 5.95 | 5.99 | 5.70 | 5.73 | 5.55 | 5.90 | |
| | | Stride duration (s) | 0.413 | 0.413 | 0.422 | 0.456 | 0.455 | 0.438 | 0.439 | 0.434 | 0.425 | 0.440 | 0.434 | |
| | | Stride efficiency (%) | 56.75 | 56.22 | 59.74 | 55.91 | 55.95 | 55.34 | 56.06 | 50.85 | 51.31 | 48.15 | 54.45 | |
| | | Stride count | 29.87 | 33.34 | 32.35 | 33.44 | 33.43 | 33.61 | 33.39 | 35.06 | 34.90 | 36.03 | 335.42 | |

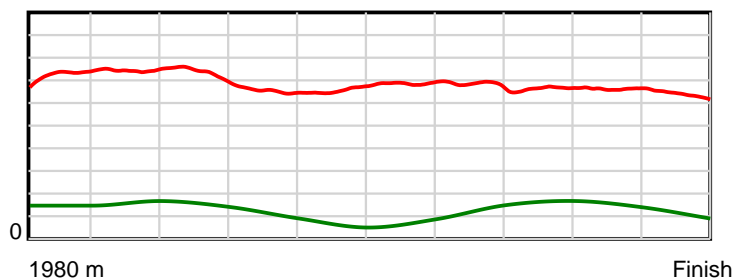
10 m Stride length



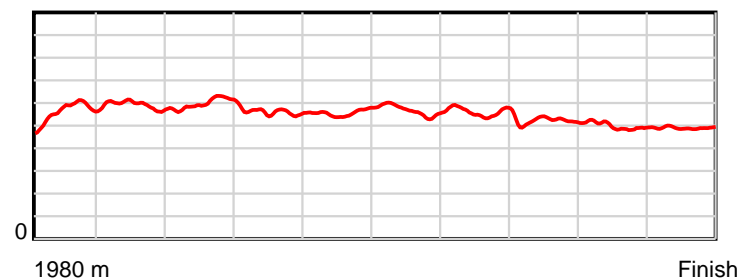
0.6 s Stride duration



20 m/sec Speed



100 % Stride efficiency



Note: Horizontal distance axis grid lines are 200m furlongs.

Disclaimer.

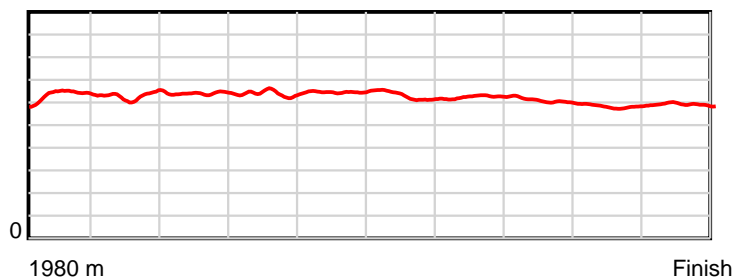
HRNZ and NZMTC and Thoroughbred Ratings Pty Ltd accepts no responsibility for the completeness or accuracy of any of the information contained herein, and makes no representations about its suitability for any particular purpose. Users should make their own judgements about those matters and/or seek independent advice. You assume all risks associated with use of the data provided on this page.

Race Results

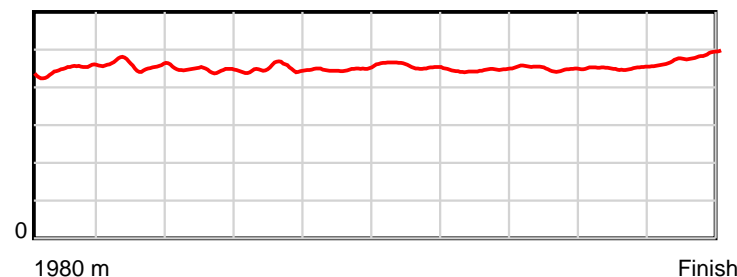
December 10, 2023, Race 8, THE BOX SEAT ACE OF DIAMONDS (2YO FILLIES) MOBILE PACE, Distance 1980m, Addington - Survey 1980m

| Result | TAB no. | Horse (Barrier) | 1980 to | 1800m to | 1600m to | 1400m to | 1200m to | 1000m to | 800m to | 600m to | 400m to | 200m to | Total or | Margin |
|--------|---------|------------------------------|---------|----------|----------|----------|----------|----------|---------|---------|---------|---------|----------|--------|
| 9th | 12 | Raklou (12) | 1800m | 1600m | 1400m | 1200m | 1000m | 800m | 600m | 400m | 200m | WP | Average | |
| | | Position in running (margin) | - | 12(7.0) | 10(10.8) | 10(13.1) | 7(5.7) | 2(0.1) | 3(1.6) | 2(0.8) | 2(0.1) | 8(6.6) | | 19.10 |
| | | Sectional time (s) | 13.06 | 14.91 | 14.07 | 14.03 | 14.27 | 14.98 | 14.28 | 15.08 | 15.47 | 16.40 | | |
| | | Cumulative time (s) | 146.55 | 133.49 | 118.58 | 104.51 | 90.48 | 76.21 | 61.23 | 46.95 | 31.87 | 16.40 | 2:26.55 | |
| | | Speed (m/s) | 13.78 | 13.41 | 14.21 | 14.26 | 14.02 | 13.35 | 14.01 | 13.26 | 12.93 | 12.20 | 13.51 | |
| | | Stride length (m) | 6.36 | 6.16 | 6.34 | 6.41 | 6.29 | 6.08 | 6.25 | 5.96 | 5.83 | 5.87 | 6.15 | |
| | | Stride duration (s) | 0.448 | 0.460 | 0.446 | 0.449 | 0.449 | 0.456 | 0.446 | 0.450 | 0.451 | 0.481 | 0.455 | |
| | | Stride efficiency (%) | 63.20 | 59.35 | 62.87 | 64.11 | 61.83 | 57.83 | 61.02 | 55.59 | 53.15 | 53.86 | 59.06 | |
| | | Stride count | 28.30 | 32.45 | 31.53 | 31.22 | 31.80 | 32.88 | 32.01 | 33.53 | 34.29 | 34.07 | 322.08 | |

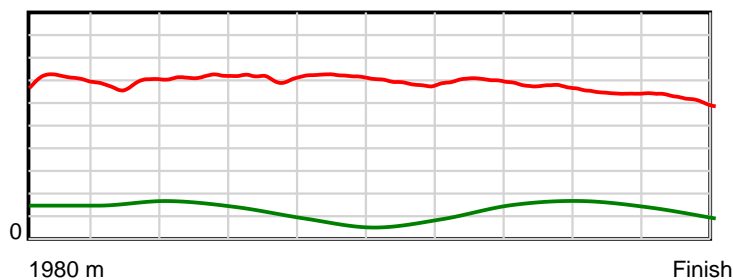
10 m Stride length



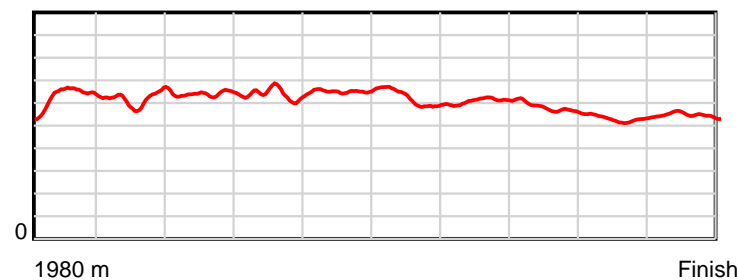
0.6 s Stride duration



20 m/sec Speed



100 % Stride efficiency



Note: Horizontal distance axis grid lines are 200m furlongs.

Disclaimer.

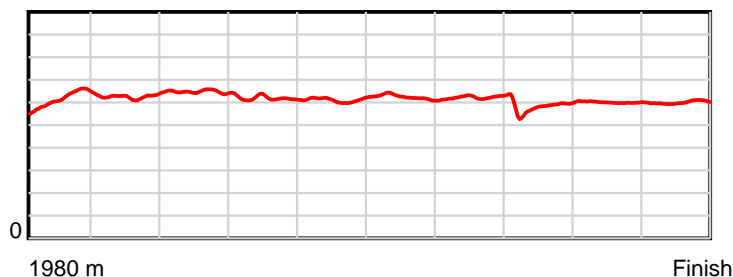
HRNZ and NZMTC and Thoroughbred Ratings Pty Ltd accepts no responsibility for the completeness or accuracy of any of the information contained herein, and makes no representations about its suitability for any particular purpose. Users should make their own judgements about those matters and/or seek independent advice. You assume all risks associated with use of the data provided on this page.

Race Results

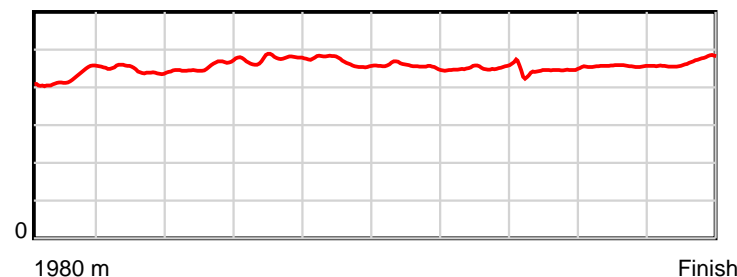
December 10, 2023, Race 8, THE BOX SEAT ACE OF DIAMONDS (2YO FILLIES) MOBILE PACE, Distance 1980m, Addington - Survey 1980m

| Result | TAB no. | Horse (Barrier) | 1980 to | 1800m to | 1600m to | 1400m to | 1200m to | 1000m to | 800m to | 600m to | 400m to | 200m to | Total or | Margin |
|--------|---------|------------------------------|---------|----------|----------|----------|----------|----------|---------|---------|---------|----------|----------|--------|
| 10th | 1 | Anytime At All (1) | 1800m | 1600m | 1400m | 1200m | 1000m | 800m | 600m | 400m | 200m | WP | Average | |
| | | Position in running (margin) | - | 4(3.3) | 5(4.2) | 6(5.3) | 8(5.8) | 9(5.7) | 8(6.4) | 9(6.7) | 10(8.5) | 10(12.3) | | 20.60 |
| | | Sectional time (s) | 12.53 | 14.43 | 13.86 | 15.35 | 15.19 | 14.84 | 14.46 | 15.52 | 15.01 | 15.63 | | |
| | | Cumulative time (s) | 146.82 | 134.29 | 119.86 | 106.00 | 90.65 | 75.46 | 60.62 | 46.16 | 30.64 | 15.63 | 2:26.82 | |
| | | Speed (m/s) | 14.37 | 13.86 | 14.43 | 13.03 | 13.17 | 13.48 | 13.83 | 12.89 | 13.32 | 12.80 | 13.49 | |
| | | Stride length (m) | 6.23 | 6.18 | 6.58 | 6.20 | 6.17 | 6.15 | 6.25 | 5.72 | 6.08 | 5.98 | 6.15 | |
| | | Stride duration (s) | 0.426 | 0.446 | 0.456 | 0.476 | 0.469 | 0.456 | 0.452 | 0.444 | 0.456 | 0.467 | 0.456 | |
| | | Stride efficiency (%) | 60.62 | 59.72 | 67.65 | 59.98 | 59.49 | 59.12 | 60.96 | 51.21 | 57.81 | 55.82 | 59.03 | |
| | | Stride count | 28.90 | 32.35 | 30.40 | 32.28 | 32.41 | 32.52 | 32.02 | 34.94 | 32.88 | 33.46 | 322.16 | |

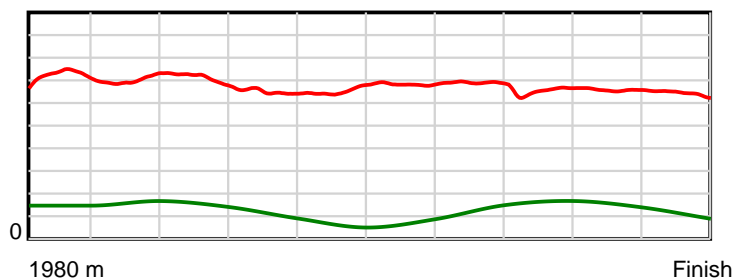
10 m Stride length



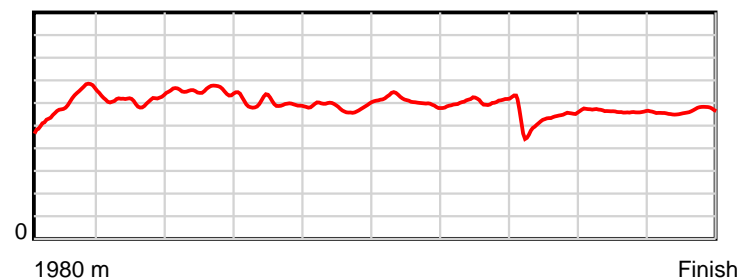
0.6 s Stride duration



20 m/sec Speed



100 % Stride efficiency



Note: Horizontal distance axis grid lines are 200m furlongs.

Disclaimer.

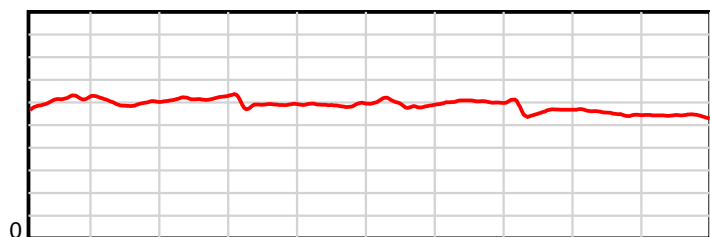
HRNZ and NZMTC and Thoroughbred Ratings Pty Ltd accepts no responsibility for the completeness or accuracy of any of the information contained herein, and makes no representations about its suitability for any particular purpose. Users should make their own judgements about those matters and/or seek independent advice. You assume all risks associated with use of the data provided on this page.

Race Results

December 10, 2023, Race 8, THE BOX SEAT ACE OF DIAMONDS (2YO FILLIES) MOBILE PACE, Distance 1980m, Addington - Survey 1980m

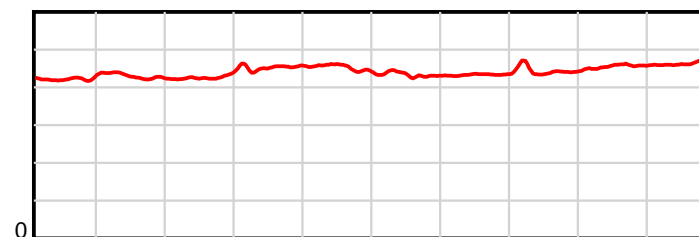
| Result | TAB no. | Horse (Barrier) | 1980 to | 1800m to | 1600m to | 1400m to | 1200m to | 1000m to | 800m to | 600m to | 400m to | 200m to | Total or | Margin |
|--------|---------|------------------------------|--------------|--------------|--------------|--------------|--------------|-------------|-------------|-------------|-------------|-----------|----------------|--------|
| 11th | 9 | Sporty Miss (9) | 1800m | 1600m | 1400m | 1200m | 1000m | 800m | 600m | 400m | 200m | WP | Average | |
| | | Position in running (margin) | - | 9(6.0) | 8(7.3) | 7(7.0) | 10(7.6) | 11(8.1) | 10(8.8) | 11(8.9) | 11(12.9) | 11(25.0) | | 42.50 |
| | | Sectional time (s) | 13.02 | 14.50 | 13.63 | 15.35 | 15.29 | 14.86 | 14.43 | 15.88 | 16.40 | 17.41 | | |
| | | Cumulative time (s) | 150.77 | 137.75 | 123.25 | 109.62 | 94.27 | 78.98 | 64.12 | 49.69 | 33.81 | 17.41 | 2:30.77 | |
| | | Speed (m/s) | 13.83 | 13.79 | 14.67 | 13.03 | 13.08 | 13.46 | 13.86 | 12.59 | 12.20 | 11.49 | 13.13 | |
| | | Stride length (m) | 6.13 | 5.93 | 6.27 | 5.91 | 5.92 | 5.84 | 6.01 | 5.60 | 5.56 | 5.39 | 5.84 | |
| | | Stride duration (s) | 0.423 | 0.430 | 0.427 | 0.454 | 0.452 | 0.434 | 0.433 | 0.444 | 0.456 | 0.470 | 0.445 | |
| | | Stride efficiency (%) | 58.69 | 54.90 | 61.37 | 54.54 | 54.72 | 53.24 | 56.43 | 48.95 | 48.37 | 45.47 | 53.32 | |
| | | Stride count | 29.37 | 33.74 | 31.91 | 33.85 | 33.80 | 34.26 | 33.28 | 35.73 | 35.95 | 37.08 | 338.97 | |

10 m Stride length



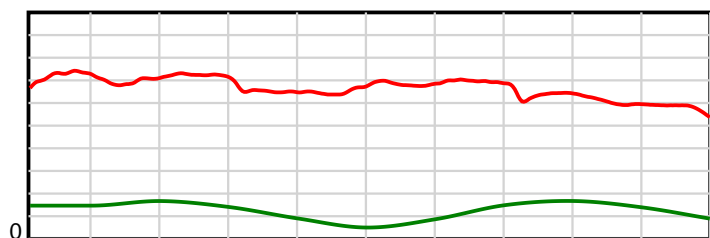
1980 m Finish

0.6 s Stride duration



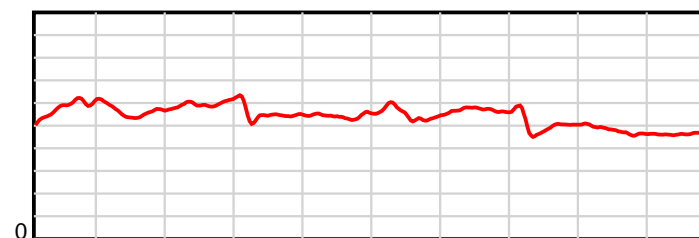
1980 m Finish

20 m/sec Speed



1980 m Finish

100 % Stride efficiency



1980 m Finish

Note: Horizontal distance axis grid lines are 200m furlongs.

Disclaimer.

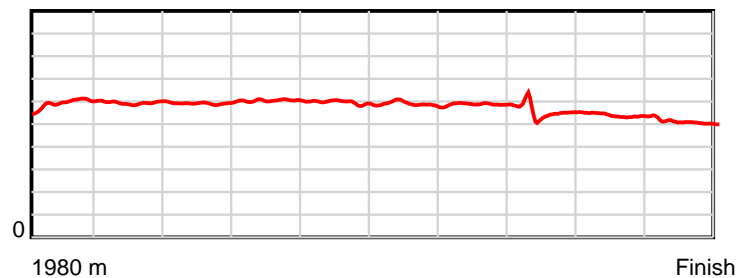
HRNZ and NZMTC and Thoroughbred Ratings Pty Ltd accepts no responsibility for the completeness or accuracy of any of the information contained herein, and makes no representations about its suitability for any particular purpose. Users should make their own judgements about those matters and/or seek independent advice. You assume all risks associated with use of the data provided on this page.

Race Results

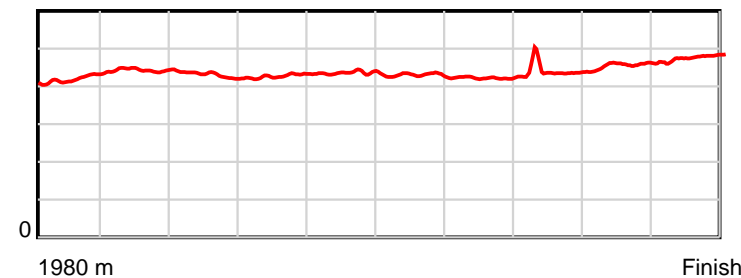
December 10, 2023, Race 8, THE BOX SEAT ACE OF DIAMONDS (2YO FILLIES) MOBILE PACE, Distance 1980m, Addington - Survey 1980m

| Result | TAB no. | Horse (Barrier) | 1980 to | 1800m to | 1600m to | 1400m to | 1200m to | 1000m to | 800m to | 600m to | 400m to | 200m to | Total or | Margin |
|--------|---------|------------------------------|---------|----------|----------|----------|----------|----------|----------|----------|----------|----------|----------|--------|
| 12th | 5 | Ask Me Lazarus (5) | 1800m | 1600m | 1400m | 1200m | 1000m | 800m | 600m | 400m | 200m | WP | Average | |
| | | Position in running (margin) | - | 8(5.1) | 11(11.8) | 12(17.8) | 12(11.6) | 12(9.1) | 12(10.8) | 12(10.7) | 12(16.5) | 12(31.7) | | 56.20 |
| | | Sectional time (s) | 12.79 | 15.41 | 14.69 | 14.23 | 14.79 | 15.01 | 14.40 | 16.18 | 16.90 | 18.83 | | |
| | | Cumulative time (s) | 153.23 | 140.44 | 125.03 | 110.34 | 96.11 | 81.32 | 66.31 | 51.91 | 35.73 | 18.83 | 2:33.23 | |
| | | Speed (m/s) | 14.07 | 12.98 | 13.61 | 14.05 | 13.52 | 13.32 | 13.89 | 12.36 | 11.83 | 10.62 | 12.92 | |
| | | Stride length (m) | 5.97 | 5.75 | 5.86 | 6.01 | 5.89 | 5.72 | 5.87 | 5.44 | 5.42 | 5.06 | 5.68 | |
| | | Stride duration (s) | 0.419 | 0.443 | 0.430 | 0.428 | 0.436 | 0.429 | 0.423 | 0.440 | 0.458 | 0.477 | 0.440 | |
| | | Stride efficiency (%) | 55.63 | 51.75 | 53.64 | 56.49 | 54.22 | 51.15 | 53.92 | 46.22 | 45.82 | 40.06 | 50.45 | |
| | | Stride count | 30.17 | 34.75 | 34.14 | 33.26 | 33.95 | 34.96 | 34.05 | 36.77 | 36.93 | 39.50 | 348.48 | |

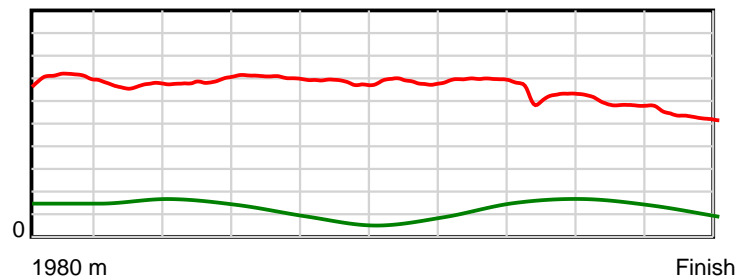
10 m Stride length



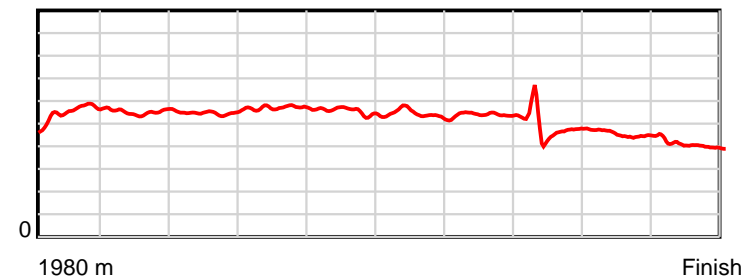
0.6 s Stride duration



20 m/sec Speed



100 % Stride efficiency



Note: Horizontal distance axis grid lines are 200m furlongs.

Disclaimer.

HRNZ and NZMTC and Thoroughbred Ratings Pty Ltd accepts no responsibility for the completeness or accuracy of any of the information contained herein, and makes no representations about its suitability for any particular purpose. Users should make their own judgements about those matters and/or seek independent advice. You assume all risks associated with use of the data provided on this page.



Race Results



December 10, 2023, Race 9, GARRARDS NEW ZEALAND PACING DERBY (MOBILE PACE), Distance 2600m, Addington - Survey 3200m

| Result | TAB no. | Horse (Barrier) | 2600 to | 2400m to |
|--------|---------|------------------------------|--------------|--------------|
| 1st | 4 | Merlin (4) | 2400m | 2200m |
| | | Position in running (margin) | - | 1(0.0) |
| | | Sectional time (s) | 12.27 | 13.83 |
| | | Cumulative time (s) | 188.24 | 175.97 |
| | | Speed (m/s) | 16.30 | 14.46 |
| | | Stride length (m) | 16.60 | 13.70 |
| | | Stride duration (s) | 1.019 | 0.947 |
| | | Stride efficiency (%) | 430.55 | 293.11 |
| | | Stride count | 12.05 | 14.60 |

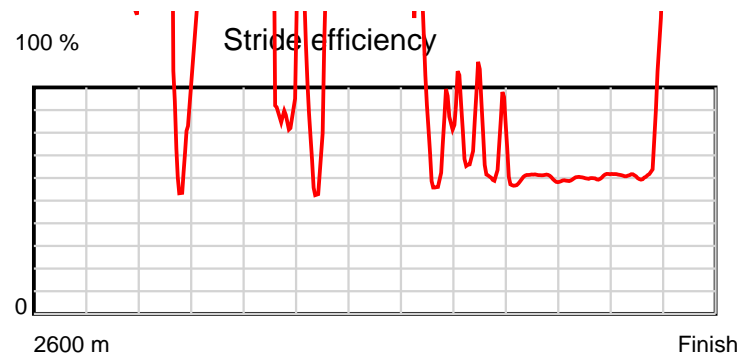
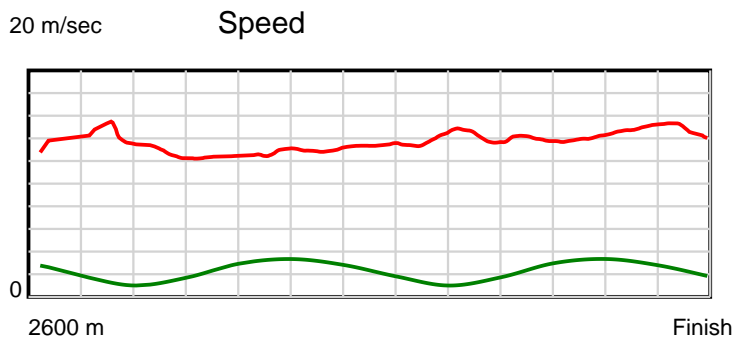
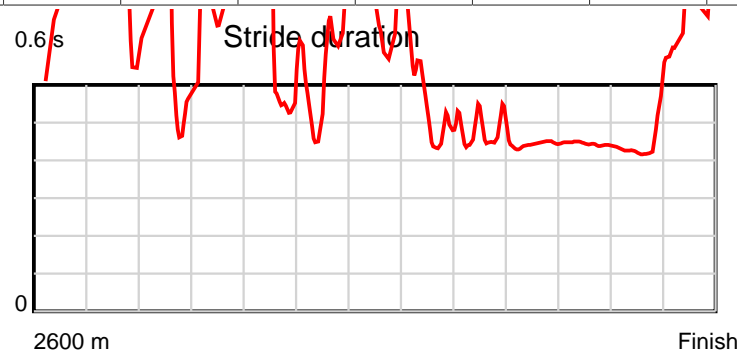
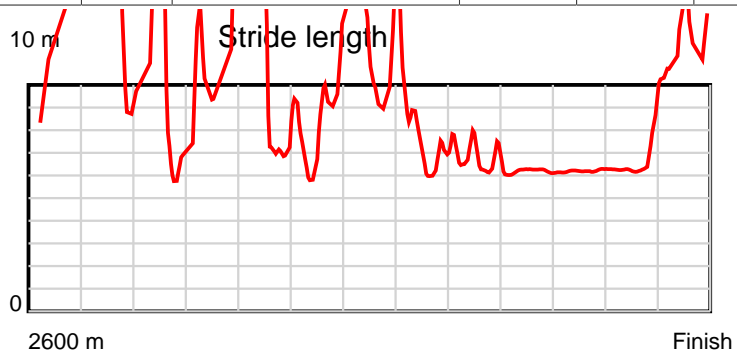
Disclaimer.

HRNZ and NZMTC and Thoroughbred Ratings Pty Ltd accepts no responsibility for the completeness or accuracy of any of the information contained herein, and makes no representations about its suitability for any particular purpose. Users should make their own judgements about those matters and/or seek independent advice. You assume all risks associated with use of the data provided on this page.

Race Results

December 10, 2023, Race 9, GARRARDS NEW ZEALAND PACING DERBY (MOBILE PACE), Distance 2600m, Addington - Survey 3200m

| Result | TAB no. | Horse (Barrier) | 2200m to | 2000m to | 1800m to | 1600m to | 1400m to | 1200m to | 1000m to | 800m to | 600m to | 400m to | 200m to | Total or | Margin |
|--------|---------|------------------------------|----------|----------|----------|----------|----------|----------|----------|---------|---------|---------|---------|----------|--------|
| 1st | 4 | Merlin (4) | 2000m | 1800m | 1600m | 1400m | 1200m | 1000m | 800m | 600m | 400m | 200m | WP | Average | |
| | | Position in running (margin) | 1(0.0) | 1(0.0) | 1(0.0) | 1(0.0) | 1(0.0) | 1(0.0) | 1(0.0) | 1(0.0) | 1(0.0) | 1(0.0) | 1(0.0) | | 0.00 |
| | | Sectional time (s) | 15.89 | 15.88 | 15.82 | 15.22 | 14.86 | 14.45 | 14.35 | 14.22 | 14.35 | 13.24 | 13.86 | | |
| | | Cumulative time (s) | 162.14 | 146.25 | 130.37 | 114.55 | 99.33 | 84.47 | 70.02 | 55.67 | 41.45 | 27.10 | 13.86 | 3:08.24 | |
| | | Speed (m/s) | 12.59 | 12.59 | 12.64 | 13.14 | 13.46 | 13.84 | 13.94 | 14.06 | 13.94 | 15.11 | 14.43 | 13.81 | |
| | | Stride length (m) | 8.59 | 6.92 | 8.44 | 7.89 | 9.65 | 6.63 | 6.40 | 6.22 | 6.18 | 6.94 | 8.73 | 7.97 | |
| | | Stride duration (s) | 0.683 | 0.549 | 0.668 | 0.600 | 0.717 | 0.479 | 0.459 | 0.442 | 0.443 | 0.459 | 0.605 | 0.577 | |
| | | Stride efficiency (%) | 115.43 | 74.80 | 111.37 | 97.33 | 145.58 | 68.69 | 63.95 | 60.50 | 59.73 | 75.21 | 119.12 | 99.25 | |
| | | Stride count | 23.27 | 28.91 | 23.69 | 25.34 | 20.72 | 30.17 | 31.26 | 32.14 | 32.35 | 28.83 | 22.91 | 326.24 | |



Note: Horizontal distance axis grid lines are 200m furlongs.

Disclaimer.

HRNZ and NZMTC and Thoroughbred Ratings Pty Ltd accepts no responsibility for the completeness or accuracy of any of the information contained herein, and makes no representations about its suitability for any particular purpose. Users should make their own judgements about those matters and/or seek independent advice. You assume all risks associated with use of the data provided on this page.



Race Results



December 10, 2023, Race 9, GARRARDS NEW ZEALAND PACING DERBY (MOBILE PACE), Distance 2600m, Addington - Survey 3200m

| Result | TAB no. | Horse (Barrier) | 2600 to | 2400m to |
|--------|---------|------------------------------|--------------|--------------|
| 2nd | 6 | Don't Stop Dre... (6) | 2400m | 2200m |
| | | Position in running (margin) | - | 4(1.8) |
| | | Sectional time (s) | 12.42 | 14.33 |
| | | Cumulative time (s) | 188.36 | 175.94 |
| | | Speed (m/s) | 16.10 | 13.96 |
| | | Stride length (m) | 6.34 | 6.15 |
| | | Stride duration (s) | 0.397 | 0.441 |
| | | Stride efficiency (%) | 62.74 | 59.08 |
| | | Stride count | 31.56 | 32.53 |

Disclaimer.

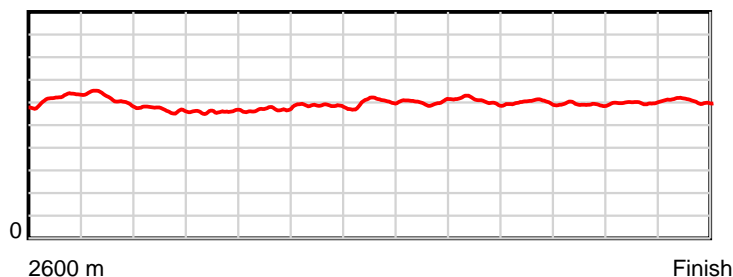
HRNZ and NZMTC and Thoroughbred Ratings Pty Ltd accepts no responsibility for the completeness or accuracy of any of the information contained herein, and makes no representations about its suitability for any particular purpose. Users should make their own judgements about those matters and/or seek independent advice. You assume all risks associated with use of the data provided on this page.

Race Results

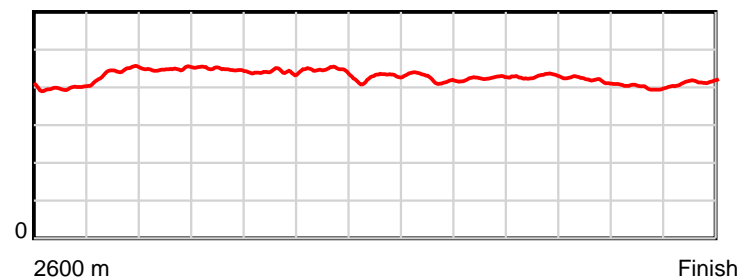
December 10, 2023, Race 9, GARRARDS NEW ZEALAND PACING DERBY (MOBILE PACE), Distance 2600m, Addington - Survey 3200m

| Result | TAB no. | Horse (Barrier) | 2200m to | 2000m to | 1800m to | 1600m to | 1400m to | 1200m to | 1000m to | 800m to | 600m to | 400m to | 200m to | Total or | Margin |
|--------|---------|------------------------------|----------|----------|----------|----------|----------|----------|----------|---------|---------|---------|---------|----------|--------|
| 2nd | 6 | Don't Stop Dre... (6) | 2000m | 1800m | 1600m | 1400m | 1200m | 1000m | 800m | 600m | 400m | 200m | WP | Average | |
| | | Position in running (margin) | 4(4.8) | 6(7.1) | 5(7.5) | 7(6.5) | 7(7.0) | 3(2.8) | 2(1.3) | 3(1.7) | 2(1.9) | 2(1.1) | 2(2.1) | | 0.70 |
| | | Sectional time (s) | 16.27 | 15.94 | 15.66 | 15.31 | 14.16 | 14.20 | 14.42 | 14.25 | 14.21 | 13.40 | 13.79 | | |
| | | Cumulative time (s) | 161.61 | 145.34 | 129.40 | 113.74 | 98.43 | 84.27 | 70.07 | 55.65 | 41.40 | 27.19 | 13.79 | 3:08.36 | |
| | | Speed (m/s) | 12.29 | 12.55 | 12.77 | 13.06 | 14.12 | 14.08 | 13.87 | 14.04 | 14.07 | 14.93 | 14.50 | 13.80 | |
| | | Stride length (m) | 5.52 | 5.63 | 5.63 | 5.82 | 6.03 | 5.97 | 5.89 | 6.02 | 5.90 | 5.98 | 6.01 | 5.91 | |
| | | Stride duration (s) | 0.449 | 0.448 | 0.441 | 0.445 | 0.427 | 0.424 | 0.425 | 0.429 | 0.419 | 0.401 | 0.414 | 0.428 | |
| | | Stride efficiency (%) | 47.53 | 49.50 | 49.52 | 52.85 | 56.81 | 55.71 | 54.27 | 56.60 | 54.36 | 55.88 | 56.42 | 54.49 | |
| | | Stride count | 36.26 | 35.54 | 35.53 | 34.39 | 33.17 | 33.50 | 33.94 | 33.23 | 33.91 | 33.45 | 33.28 | 440.29 | |

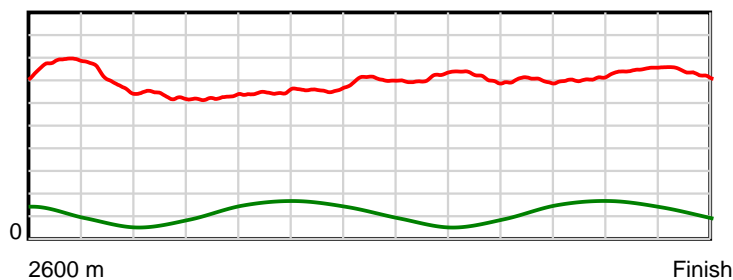
10 m Stride length



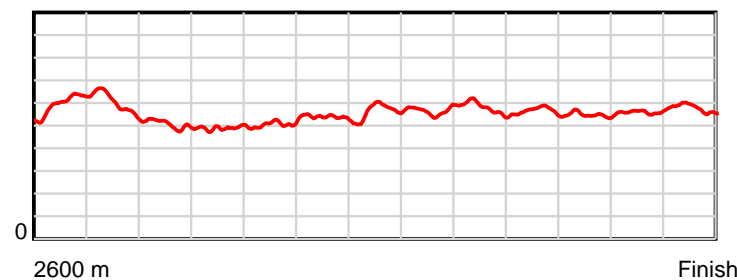
0.6 s Stride duration



20 m/sec Speed



100 % Stride efficiency



Note: Horizontal distance axis grid lines are 200m furlongs.

Disclaimer.

HRNZ and NZMTC and Thoroughbred Ratings Pty Ltd accepts no responsibility for the completeness or accuracy of any of the information contained herein, and makes no representations about its suitability for any particular purpose. Users should make their own judgements about those matters and/or seek independent advice. You assume all risks associated with use of the data provided on this page.



Race Results



December 10, 2023, Race 9, GARRARDS NEW ZEALAND PACING DERBY (MOBILE PACE), Distance 2600m, Addington - Survey 3200m

| Result | TAB no. | Horse (Barrier) | 2600 to | 2400m to |
|--------|---------|------------------------------|--------------|--------------|
| 3rd | 2 | Sooner The Bet... (2) | 2400m | 2200m |
| | | Position in running (margin) | - | 3(1.6) |
| | | Sectional time (s) | 12.35 | 14.08 |
| | | Cumulative time (s) | 188.75 | 176.40 |
| | | Speed (m/s) | 16.19 | 14.20 |
| | | Stride length (m) | 6.17 | 6.06 |
| | | Stride duration (s) | 0.387 | 0.426 |
| | | Stride efficiency (%) | 59.46 | 57.31 |
| | | Stride count | 32.42 | 33.02 |

Disclaimer.

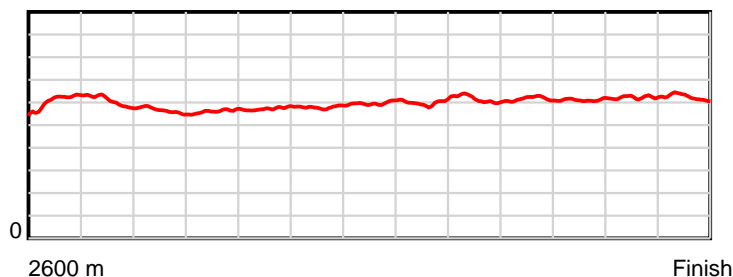
HRNZ and NZMTC and Thoroughbred Ratings Pty Ltd accepts no responsibility for the completeness or accuracy of any of the information contained herein, and makes no representations about its suitability for any particular purpose. Users should make their own judgements about those matters and/or seek independent advice. You assume all risks associated with use of the data provided on this page.

Race Results

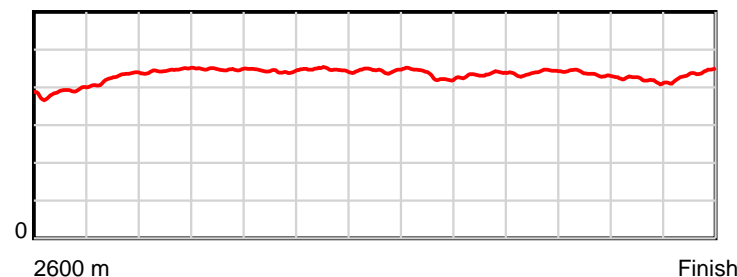
December 10, 2023, Race 9, GARRARDS NEW ZEALAND PACING DERBY (MOBILE PACE), Distance 2600m, Addington - Survey 3200m

| Result | TAB no. | Horse (Barrier) | 2200m to | 2000m to | 1800m to | 1600m to | 1400m to | 1200m to | 1000m to | 800m to | 600m to | 400m to | 200m to | Total or | Margin |
|--------|---------|------------------------------|----------|----------|----------|----------|----------|----------|----------|---------|---------|---------|---------|----------|--------|
| 3rd | 2 | Sooner The Bet... (2) | 2000m | 1800m | 1600m | 1400m | 1200m | 1000m | 800m | 600m | 400m | 200m | WP | Average | |
| | | Position in running (margin) | 2(3.1) | 2(3.1) | 2(3.4) | 2(2.1) | 2(2.0) | 2(2.1) | 4(2.3) | 2(1.7) | 3(2.1) | 4(1.7) | 3(2.4) | | 2.80 |
| | | Sectional time (s) | 15.89 | 15.94 | 15.59 | 15.22 | 14.86 | 14.49 | 14.25 | 14.28 | 14.28 | 13.36 | 14.16 | | |
| | | Cumulative time (s) | 162.32 | 146.43 | 130.49 | 114.90 | 99.68 | 84.82 | 70.33 | 56.08 | 41.80 | 27.52 | 14.16 | 3:08.75 | |
| | | Speed (m/s) | 12.59 | 12.55 | 12.83 | 13.14 | 13.46 | 13.80 | 14.04 | 14.01 | 14.01 | 14.97 | 14.12 | 13.77 | |
| | | Stride length (m) | 5.61 | 5.62 | 5.69 | 5.87 | 5.99 | 5.98 | 6.10 | 6.15 | 6.11 | 6.29 | 6.15 | 5.98 | |
| | | Stride duration (s) | 0.445 | 0.448 | 0.443 | 0.447 | 0.445 | 0.433 | 0.435 | 0.439 | 0.436 | 0.420 | 0.435 | 0.434 | |
| | | Stride efficiency (%) | 49.16 | 49.35 | 50.59 | 53.92 | 56.04 | 55.87 | 58.14 | 59.05 | 58.36 | 61.78 | 59.07 | 55.79 | |
| | | Stride count | 35.66 | 35.59 | 35.15 | 34.05 | 33.40 | 33.45 | 32.79 | 32.53 | 32.73 | 31.81 | 32.53 | 435.13 | |

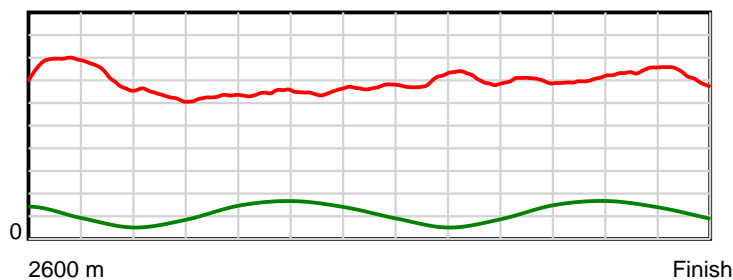
10 m Stride length



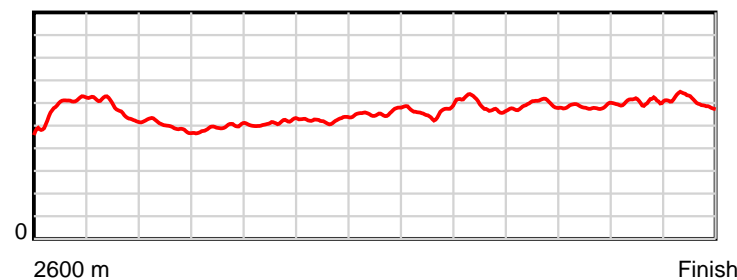
0.6 s Stride duration



20 m/sec Speed



100 % Stride efficiency



Note: Horizontal distance axis grid lines are 200m furlongs.

Disclaimer.

HRNZ and NZMTC and Thoroughbred Ratings Pty Ltd accepts no responsibility for the completeness or accuracy of any of the information contained herein, and makes no representations about its suitability for any particular purpose. Users should make their own judgements about those matters and/or seek independent advice. You assume all risks associated with use of the data provided on this page.



Race Results



December 10, 2023, Race 9, GARRARDS NEW ZEALAND PACING DERBY (MOBILE PACE), Distance 2600m, Addington - Survey 3200m

| Result | TAB no. | Horse (Barrier) | 2600 to | 2400m to |
|--------|---------|------------------------------|---------|----------|
| 4th | 5 | Jolimont (5) | 2400m | 2200m |
| | | Position in running (margin) | - | 5(2.5) |
| | | Sectional time (s) | 12.72 | 14.25 |
| | | Cumulative time (s) | 189.00 | 176.28 |
| | | Speed (m/s) | 15.72 | 14.04 |
| | | Stride length (m) | 6.43 | 6.25 |
| | | Stride duration (s) | 0.408 | 0.445 |
| | | Stride efficiency (%) | 64.69 | 60.99 |
| | | Stride count | 31.08 | 32.01 |

Disclaimer.

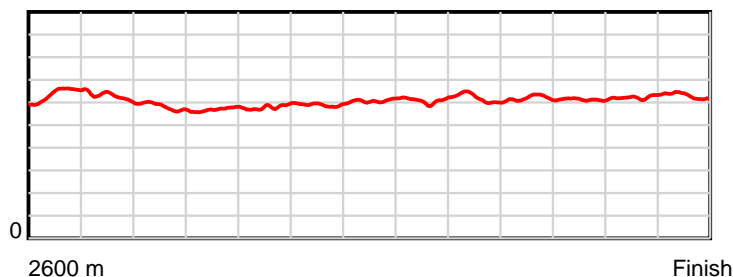
HRNZ and NZMTC and Thoroughbred Ratings Pty Ltd accepts no responsibility for the completeness or accuracy of any of the information contained herein, and makes no representations about its suitability for any particular purpose. Users should make their own judgements about those matters and/or seek independent advice. You assume all risks associated with use of the data provided on this page.

Race Results

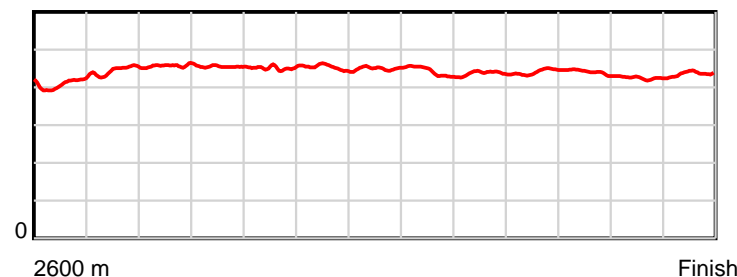
December 10, 2023, Race 9, GARRARDS NEW ZEALAND PACING DERBY (MOBILE PACE), Distance 2600m, Addington - Survey 3200m

| Result | TAB no. | Horse (Barrier) | 2200m to | 2000m to | 1800m to | 1600m to | 1400m to | 1200m to | 1000m to | 800m to | 600m to | 400m to | 200m to | Total or | Margin |
|--------|---------|------------------------------|----------|----------|----------|----------|----------|----------|----------|---------|---------|---------|---------|----------|--------|
| 4th | 5 | Jolimont (5) | 2000m | 1800m | 1600m | 1400m | 1200m | 1000m | 800m | 600m | 400m | 200m | WP | Average | |
| | | Position in running (margin) | 5(5.0) | 3(4.6) | 3(5.3) | 4(4.0) | 4(4.3) | 5(4.2) | 6(4.5) | 6(4.1) | 7(3.6) | 6(3.9) | 4(4.9) | | 4.20 |
| | | Sectional time (s) | 15.82 | 16.00 | 15.59 | 15.27 | 14.84 | 14.50 | 14.28 | 14.14 | 14.39 | 13.41 | 13.79 | | |
| | | Cumulative time (s) | 162.03 | 146.21 | 130.21 | 114.62 | 99.35 | 84.51 | 70.01 | 55.73 | 41.59 | 27.20 | 13.79 | 3:09.00 | |
| | | Speed (m/s) | 12.64 | 12.50 | 12.83 | 13.10 | 13.48 | 13.79 | 14.01 | 14.14 | 13.90 | 14.91 | 14.50 | 13.76 | |
| | | Stride length (m) | 5.79 | 5.68 | 5.79 | 5.93 | 6.06 | 6.10 | 6.13 | 6.24 | 6.12 | 6.34 | 6.33 | 6.08 | |
| | | Stride duration (s) | 0.458 | 0.455 | 0.451 | 0.453 | 0.450 | 0.442 | 0.438 | 0.441 | 0.440 | 0.425 | 0.436 | 0.442 | |
| | | Stride efficiency (%) | 52.31 | 50.44 | 52.38 | 54.98 | 57.48 | 58.13 | 58.68 | 60.78 | 58.56 | 62.87 | 62.56 | 57.82 | |
| | | Stride count | 34.57 | 35.20 | 34.55 | 33.72 | 32.98 | 32.79 | 32.64 | 32.07 | 32.67 | 31.53 | 31.61 | 427.42 | |

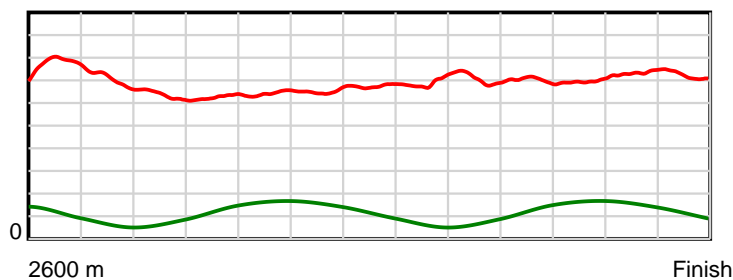
10 m Stride length



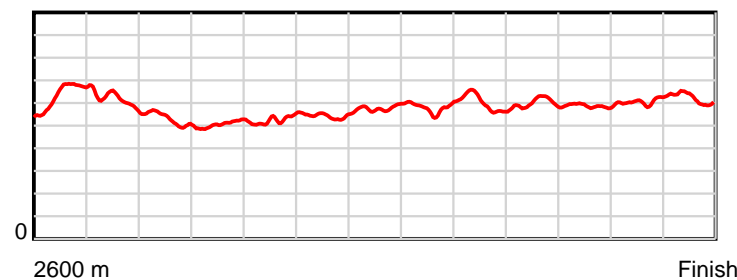
0.6 s Stride duration



20 m/sec Speed



100 % Stride efficiency



Note: Horizontal distance axis grid lines are 200m furlongs.

Disclaimer.

HRNZ and NZMTC and Thoroughbred Ratings Pty Ltd accepts no responsibility for the completeness or accuracy of any of the information contained herein, and makes no representations about its suitability for any particular purpose. Users should make their own judgements about those matters and/or seek independent advice. You assume all risks associated with use of the data provided on this page.



Race Results



December 10, 2023, Race 9, GARRARDS NEW ZEALAND PACING DERBY (MOBILE PACE), Distance 2600m, Addington - Survey 3200m

| Result | TAB no. | Horse (Barrier) | 2600 to | 2400m to |
|--------|---------|------------------------------|--------------|--------------|
| 5th | 14 | Alta Meteor (14) | 2400m | 2200m |
| | | Position in running (margin) | - | 7(5.7) |
| | | Sectional time (s) | 13.03 | 14.27 |
| | | Cumulative time (s) | 189.03 | 176.00 |
| | | Speed (m/s) | 15.35 | 14.02 |
| | | Stride length (m) | 6.86 | 6.62 |
| | | Stride duration (s) | 0.441 | 0.472 |
| | | Stride efficiency (%) | 73.43 | 68.39 |
| | | Stride count | 29.18 | 30.23 |

Disclaimer.

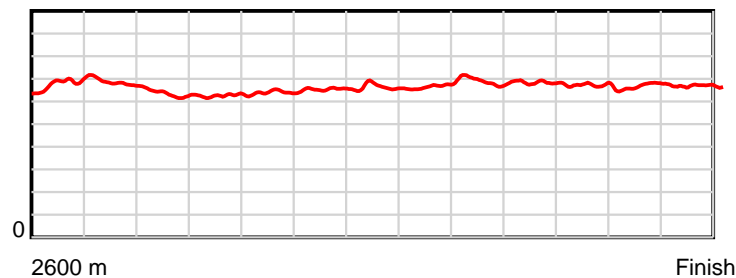
HRNZ and NZMTC and Thoroughbred Ratings Pty Ltd accepts no responsibility for the completeness or accuracy of any of the information contained herein, and makes no representations about its suitability for any particular purpose. Users should make their own judgements about those matters and/or seek independent advice. You assume all risks associated with use of the data provided on this page.

Race Results

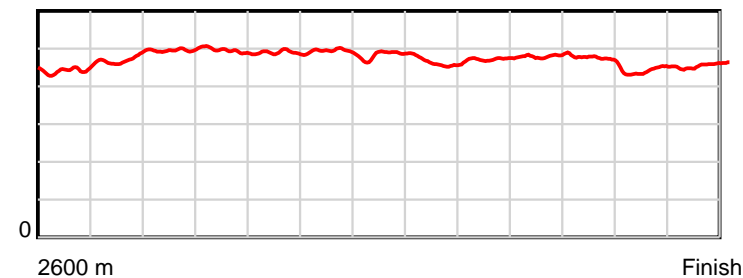
December 10, 2023, Race 9, GARRARDS NEW ZEALAND PACING DERBY (MOBILE PACE), Distance 2600m, Addington - Survey 3200m

| Result | TAB no. | Horse (Barrier) | 2200m to | 2000m to | 1800m to | 1600m to | 1400m to | 1200m to | 1000m to | 800m to | 600m to | 400m to | 200m to | Total or | Margin |
|--------|---------|------------------------------|--------------|--------------|--------------|--------------|--------------|--------------|-------------|-------------|-------------|-------------|-----------|----------------|--------|
| 5th | 14 | Alta Meteor (14) | 2000m | 1800m | 1600m | 1400m | 1200m | 1000m | 800m | 600m | 400m | 200m | WP | Average | |
| | | Position in running (margin) | 7(8.4) | 7(9.7) | 8(9.5) | 8(8.7) | 10(9.4) | 11(8.1) | 10(7.0) | 10(6.0) | 9(5.4) | 10(5.6) | 6(7.3) | | 4.40 |
| | | Sectional time (s) | 16.11 | 15.85 | 15.68 | 15.32 | 14.65 | 14.27 | 14.18 | 14.12 | 14.38 | 13.52 | 13.65 | | |
| | | Cumulative time (s) | 161.73 | 145.62 | 129.77 | 114.09 | 98.77 | 84.12 | 69.85 | 55.67 | 41.55 | 27.17 | 13.65 | 3:09.03 | |
| | | Speed (m/s) | 12.41 | 12.62 | 12.76 | 13.05 | 13.65 | 14.02 | 14.10 | 14.16 | 13.91 | 14.79 | 14.65 | 13.75 | |
| | | Stride length (m) | 6.16 | 6.24 | 6.24 | 6.44 | 6.61 | 6.49 | 6.67 | 6.81 | 6.50 | 6.57 | 6.68 | 6.52 | |
| | | Stride duration (s) | 0.496 | 0.495 | 0.490 | 0.493 | 0.484 | 0.463 | 0.473 | 0.481 | 0.467 | 0.444 | 0.456 | 0.474 | |
| | | Stride efficiency (%) | 59.22 | 60.87 | 60.91 | 64.83 | 68.29 | 65.72 | 69.46 | 72.44 | 66.08 | 67.44 | 69.75 | 66.48 | |
| | | Stride count | 32.49 | 32.04 | 32.04 | 31.05 | 30.25 | 30.84 | 30.00 | 29.37 | 30.76 | 30.44 | 29.93 | 398.62 | |

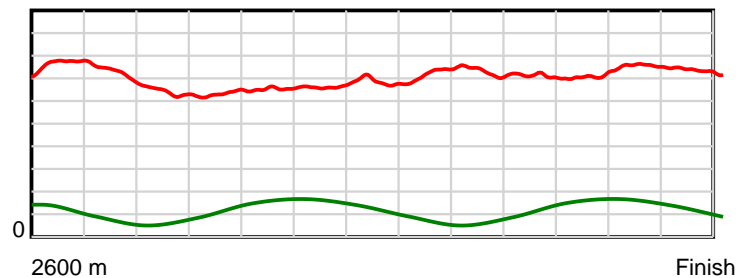
10 m Stride length



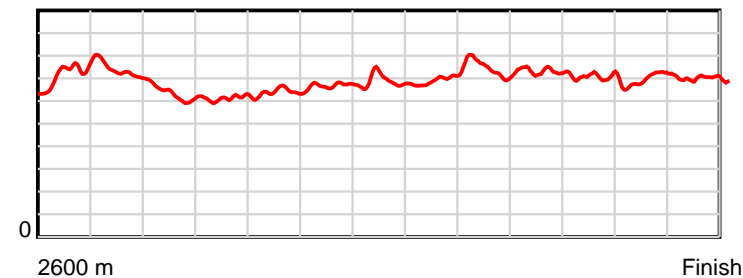
0.6 s Stride duration



20 m/sec Speed



100 % Stride efficiency



Note: Horizontal distance axis grid lines are 200m furlongs.

Disclaimer.

HRNZ and NZMTC and Thoroughbred Ratings Pty Ltd accepts no responsibility for the completeness or accuracy of any of the information contained herein, and makes no representations about its suitability for any particular purpose. Users should make their own judgements about those matters and/or seek independent advice. You assume all risks associated with use of the data provided on this page.



Race Results



December 10, 2023, Race 9, GARRARDS NEW ZEALAND PACING DERBY (MOBILE PACE), Distance 2600m, Addington - Survey 3200m

| Result | TAB no. | Horse (Barrier) | 2600 to | 2400m to |
|--------|---------|------------------------------|--------------|--------------|
| 6th | 3 | Charlie Brown (3) | 2400m | 2200m |
| | | Position in running (margin) | - | 6(4.9) |
| | | Sectional time (s) | 13.14 | 14.23 |
| | | Cumulative time (s) | 189.43 | 176.29 |
| | | Speed (m/s) | 15.22 | 14.05 |
| | | Stride length (m) | 6.67 | 6.53 |
| | | Stride duration (s) | 0.436 | 0.465 |
| | | Stride efficiency (%) | 69.42 | 66.69 |
| | | Stride count | 30.01 | 30.61 |

Disclaimer.

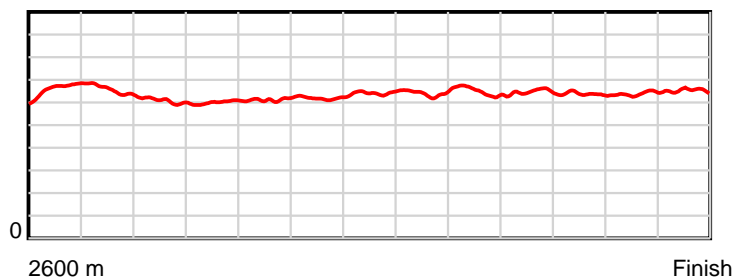
HRNZ and NZMTC and Thoroughbred Ratings Pty Ltd accepts no responsibility for the completeness or accuracy of any of the information contained herein, and makes no representations about its suitability for any particular purpose. Users should make their own judgements about those matters and/or seek independent advice. You assume all risks associated with use of the data provided on this page.

Race Results

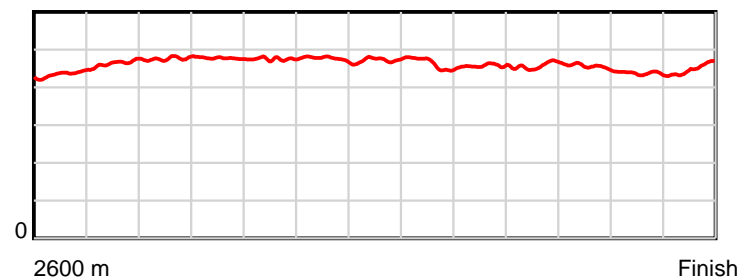
December 10, 2023, Race 9, GARRARDS NEW ZEALAND PACING DERBY (MOBILE PACE), Distance 2600m, Addington - Survey 3200m

| Result | TAB no. | Horse (Barrier) | 2200m to | 2000m to | 1800m to | 1600m to | 1400m to | 1200m to | 1000m to | 800m to | 600m to | 400m to | 200m to | Total or | Margin |
|--------|---------|------------------------------|--------------|--------------|--------------|--------------|--------------|--------------|-------------|-------------|-------------|-------------|-----------|----------------|--------|
| 6th | 3 | Charlie Brown (3) | 2000m | 1800m | 1600m | 1400m | 1200m | 1000m | 800m | 600m | 400m | 200m | WP | Average | |
| | | Position in running (margin) | 6(7.2) | 5(7.0) | 6(7.6) | 6(6.2) | 6(6.5) | 8(6.1) | 8(6.3) | 9(5.9) | 10(5.7) | 9(5.4) | 7(7.4) | | 6.60 |
| | | Sectional time (s) | 15.84 | 15.98 | 15.58 | 15.27 | 14.79 | 14.48 | 14.28 | 14.19 | 14.30 | 13.58 | 13.77 | | |
| | | Cumulative time (s) | 162.06 | 146.22 | 130.24 | 114.66 | 99.39 | 84.60 | 70.12 | 55.84 | 41.65 | 27.35 | 13.77 | 3:09.43 | |
| | | Speed (m/s) | 12.63 | 12.52 | 12.84 | 13.10 | 13.52 | 13.81 | 14.01 | 14.09 | 13.99 | 14.73 | 14.52 | 13.73 | |
| | | Stride length (m) | 6.01 | 5.97 | 6.10 | 6.24 | 6.38 | 6.40 | 6.40 | 6.45 | 6.37 | 6.44 | 6.54 | 6.34 | |
| | | Stride duration (s) | 0.476 | 0.477 | 0.475 | 0.477 | 0.472 | 0.463 | 0.457 | 0.457 | 0.455 | 0.437 | 0.450 | 0.462 | |
| | | Stride efficiency (%) | 56.45 | 55.74 | 58.12 | 60.86 | 63.70 | 63.91 | 64.09 | 64.98 | 63.38 | 64.85 | 66.84 | 62.81 | |
| | | Stride count | 33.28 | 33.49 | 32.80 | 32.05 | 31.32 | 31.27 | 31.23 | 31.02 | 31.40 | 31.05 | 30.58 | 410.11 | |

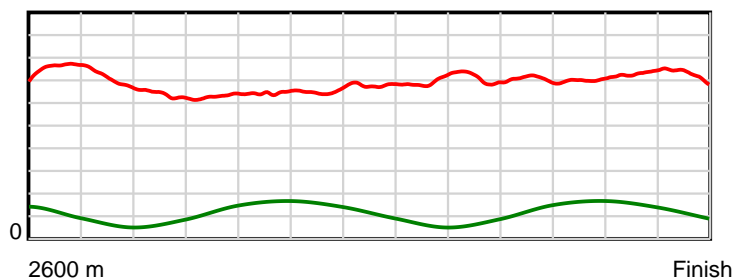
10 m Stride length



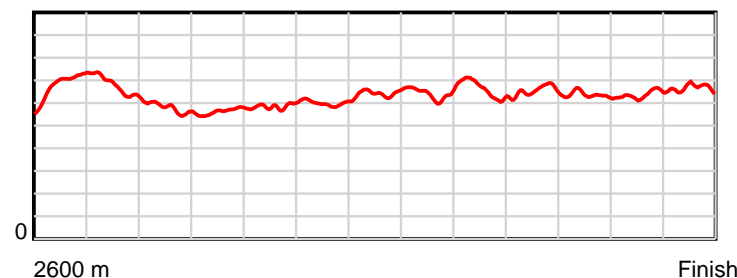
0.6 s Stride duration



20 m/sec Speed



100 % Stride efficiency



Note: Horizontal distance axis grid lines are 200m furlongs.

Disclaimer.

HRNZ and NZMTC and Thoroughbred Ratings Pty Ltd accepts no responsibility for the completeness or accuracy of any of the information contained herein, and makes no representations about its suitability for any particular purpose. Users should make their own judgements about those matters and/or seek independent advice. You assume all risks associated with use of the data provided on this page.



Race Results



December 10, 2023, Race 9, GARRARDS NEW ZEALAND PACING DERBY (MOBILE PACE), Distance 2600m, Addington - Survey 3200m

| Result | TAB no. | Horse (Barrier) | 2600 to | 2400m to |
|--------|---------|------------------------------|--------------|--------------|
| 7th | 8 | Wag Star (8) | 2400m | 2200m |
| | | Position in running (margin) | - | 2(0.1) |
| | | Sectional time (s) | 12.19 | 14.44 |
| | | Cumulative time (s) | 189.51 | 177.32 |
| | | Speed (m/s) | 16.41 | 13.85 |
| | | Stride length (m) | 6.85 | 6.45 |
| | | Stride duration (s) | 0.419 | 0.466 |
| | | Stride efficiency (%) | 73.23 | 64.96 |
| | | Stride count | 29.22 | 31.02 |

Disclaimer.

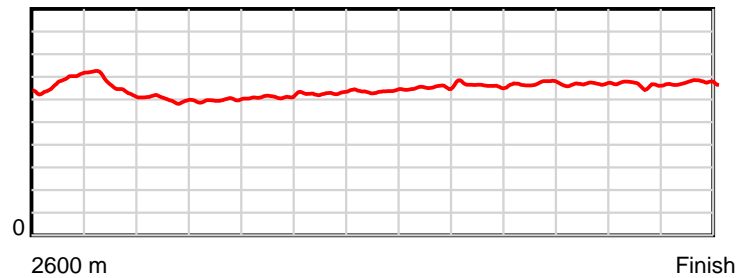
HRNZ and NZMTC and Thoroughbred Ratings Pty Ltd accepts no responsibility for the completeness or accuracy of any of the information contained herein, and makes no representations about its suitability for any particular purpose. Users should make their own judgements about those matters and/or seek independent advice. You assume all risks associated with use of the data provided on this page.

Race Results

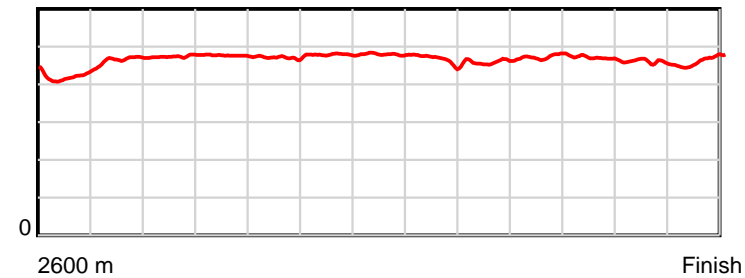
December 10, 2023, Race 9, GARRARDS NEW ZEALAND PACING DERBY (MOBILE PACE), Distance 2600m, Addington - Survey 3200m

| Result | TAB no. | Horse (Barrier) | 2200m to | 2000m to | 1800m to | 1600m to | 1400m to | 1200m to | 1000m to | 800m to | 600m to | 400m to | 200m to | Total or | Margin |
|--------|---------|------------------------------|--------------|--------------|--------------|--------------|--------------|--------------|-------------|-------------|-------------|-------------|-----------|----------------|--------|
| 7th | 8 | Wag Star (8) | 2000m | 1800m | 1600m | 1400m | 1200m | 1000m | 800m | 600m | 400m | 200m | WP | Average | |
| | | Position in running (margin) | 3(3.8) | 4(5.1) | 4(5.5) | 5(4.1) | 5(4.9) | 9(6.3) | 9(6.4) | 8(4.9) | 8(5.0) | 8(4.6) | 9(8.7) | | 7.10 |
| | | Sectional time (s) | 16.11 | 15.94 | 15.58 | 15.36 | 15.09 | 14.48 | 14.09 | 14.23 | 14.28 | 13.93 | 13.79 | | |
| | | Cumulative time (s) | 162.88 | 146.77 | 130.83 | 115.25 | 99.89 | 84.80 | 70.32 | 56.23 | 42.00 | 27.72 | 13.79 | 3:09.51 | |
| | | Speed (m/s) | 12.41 | 12.55 | 12.84 | 13.02 | 13.25 | 13.81 | 14.19 | 14.05 | 14.01 | 14.36 | 14.50 | 13.72 | |
| | | Stride length (m) | 5.89 | 5.97 | 6.05 | 6.23 | 6.36 | 6.43 | 6.53 | 6.66 | 6.57 | 6.60 | 6.73 | 6.40 | |
| | | Stride duration (s) | 0.474 | 0.476 | 0.472 | 0.479 | 0.480 | 0.466 | 0.460 | 0.474 | 0.469 | 0.459 | 0.464 | 0.466 | |
| | | Stride efficiency (%) | 54.13 | 55.76 | 57.27 | 60.70 | 63.21 | 64.70 | 66.57 | 69.36 | 67.43 | 67.98 | 70.72 | 63.92 | |
| | | Stride count | 33.98 | 33.48 | 33.04 | 32.09 | 31.45 | 31.08 | 30.64 | 30.02 | 30.45 | 30.32 | 29.73 | 406.52 | |

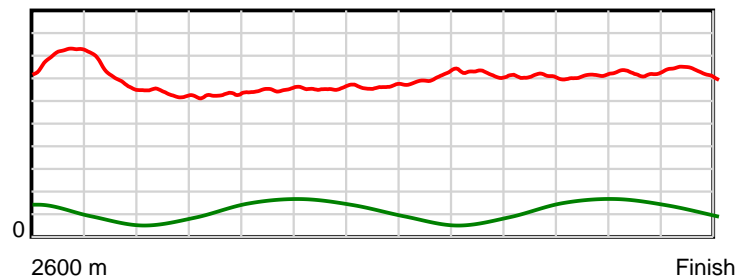
10 m Stride length



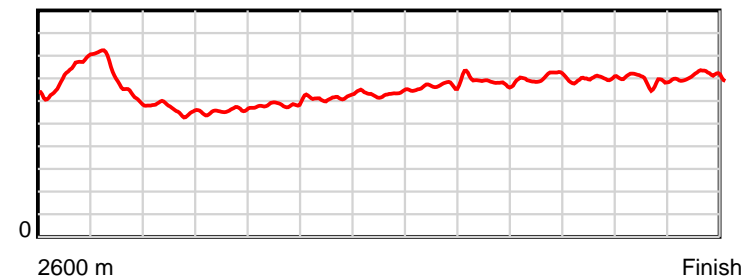
0.6 s Stride duration



20 m/sec Speed



100 % Stride efficiency



Note: Horizontal distance axis grid lines are 200m furlongs.

Disclaimer.

HRNZ and NZMTC and Thoroughbred Ratings Pty Ltd accepts no responsibility for the completeness or accuracy of any of the information contained herein, and makes no representations about its suitability for any particular purpose. Users should make their own judgements about those matters and/or seek independent advice. You assume all risks associated with use of the data provided on this page.



Race Results



December 10, 2023, Race 9, GARRARDS NEW ZEALAND PACING DERBY (MOBILE PACE), Distance 2600m, Addington - Survey 3200m

| Result | TAB no. | Horse (Barrier) | 2600 to | 2400m to |
|--------|---------|------------------------------|--------------|--------------|
| 8th | 10 | Ohoka Connor (10) | 2400m | 2200m |
| | | Position in running (margin) | - | 12(8.3) |
| | | Sectional time (s) | 13.61 | 14.31 |
| | | Cumulative time (s) | 189.73 | 176.12 |
| | | Speed (m/s) | 14.69 | 13.98 |
| | | Stride length (m) | 6.93 | 6.67 |
| | | Stride duration (s) | 0.460 | 0.477 |
| | | Stride efficiency (%) | 75.15 | 69.48 |
| | | Stride count | 28.84 | 29.99 |

Disclaimer.

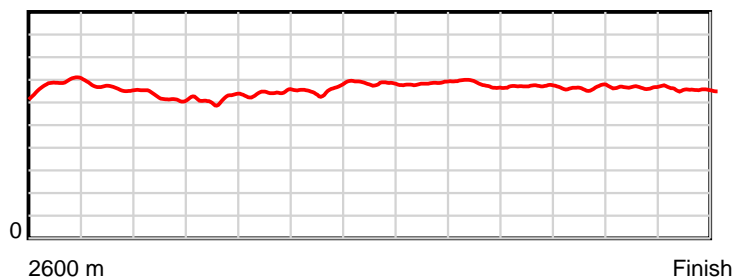
HRNZ and NZMTC and Thoroughbred Ratings Pty Ltd accepts no responsibility for the completeness or accuracy of any of the information contained herein, and makes no representations about its suitability for any particular purpose. Users should make their own judgements about those matters and/or seek independent advice. You assume all risks associated with use of the data provided on this page.

Race Results

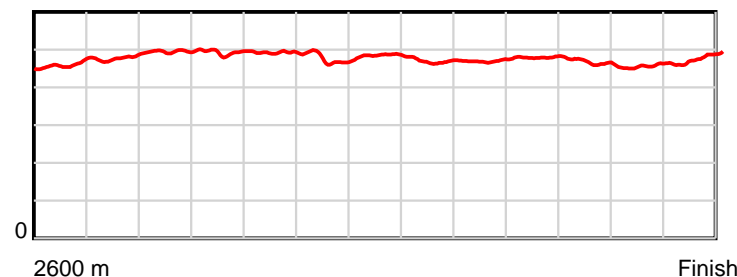
December 10, 2023, Race 9, GARRARDS NEW ZEALAND PACING DERBY (MOBILE PACE), Distance 2600m, Addington - Survey 3200m

| Result | TAB no. | Horse (Barrier) | 2200m to | 2000m to | 1800m to | 1600m to | 1400m to | 1200m to | 1000m to | 800m to | 600m to | 400m to | 200m to | Total or | Margin |
|--------|---------|------------------------------|--------------|--------------|--------------|--------------|--------------|--------------|-------------|-------------|-------------|-------------|-----------|----------------|--------|
| 8th | 10 | Ohoka Connor (10) | 2000m | 1800m | 1600m | 1400m | 1200m | 1000m | 800m | 600m | 400m | 200m | WP | Average | |
| | | Position in running (margin) | 10(11.1) | 10(12.4) | 11(13.0) | 12(11.8) | 8(8.8) | 6(4.6) | 3(2.2) | 4(2.2) | 4(2.1) | 3(1.2) | 5(5.0) | | 8.30 |
| | | Sectional time (s) | 16.09 | 15.99 | 15.61 | 14.71 | 14.15 | 14.05 | 14.35 | 14.20 | 14.21 | 13.86 | 14.59 | | |
| | | Cumulative time (s) | 161.81 | 145.72 | 129.73 | 114.12 | 99.41 | 85.26 | 71.21 | 56.86 | 42.66 | 28.45 | 14.59 | 3:09.73 | |
| | | Speed (m/s) | 12.43 | 12.51 | 12.81 | 13.60 | 14.13 | 14.23 | 13.94 | 14.08 | 14.07 | 14.43 | 13.71 | 13.70 | |
| | | Stride length (m) | 6.15 | 6.17 | 6.30 | 6.48 | 6.86 | 6.68 | 6.56 | 6.75 | 6.55 | 6.60 | 6.56 | 6.55 | |
| | | Stride duration (s) | 0.495 | 0.493 | 0.492 | 0.477 | 0.485 | 0.470 | 0.470 | 0.479 | 0.465 | 0.457 | 0.479 | 0.478 | |
| | | Stride efficiency (%) | 59.07 | 59.50 | 62.06 | 65.57 | 73.46 | 69.80 | 67.18 | 71.16 | 66.97 | 68.01 | 67.26 | 67.03 | |
| | | Stride count | 32.53 | 32.41 | 31.74 | 30.88 | 29.17 | 29.93 | 30.50 | 29.64 | 30.55 | 30.32 | 30.48 | 396.98 | |

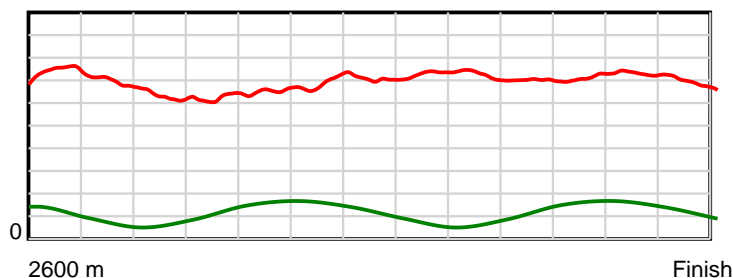
10 m Stride length



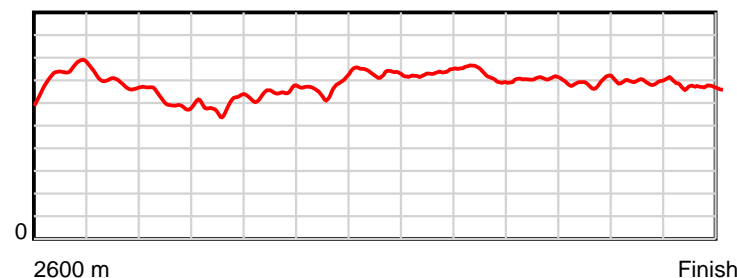
0.6 s Stride duration



20 m/sec Speed



100 % Stride efficiency



Note: Horizontal distance axis grid lines are 200m furlongs.

Disclaimer.

HRNZ and NZMTC and Thoroughbred Ratings Pty Ltd accepts no responsibility for the completeness or accuracy of any of the information contained herein, and makes no representations about its suitability for any particular purpose. Users should make their own judgements about those matters and/or seek independent advice. You assume all risks associated with use of the data provided on this page.



Race Results



December 10, 2023, Race 9, GARRARDS NEW ZEALAND PACING DERBY (MOBILE PACE), Distance 2600m, Addington - Survey 3200m

| Result | TAB no. | Horse (Barrier) | 2600 to | 2400m to |
|--------|---------|------------------------------|--------------|--------------|
| 9th | 12 | Who's Delight (12) | 2400m | 2200m |
| | | Position in running (margin) | - | 13(9.4) |
| | | Sectional time (s) | 13.83 | 14.16 |
| | | Cumulative time (s) | 190.18 | 176.35 |
| | | Speed (m/s) | 14.46 | 14.12 |
| | | Stride length (m) | 6.35 | 6.32 |
| | | Stride duration (s) | 0.425 | 0.448 |
| | | Stride efficiency (%) | 63.04 | 62.46 |
| | | Stride count | 31.49 | 31.63 |

Disclaimer.

HRNZ and NZMTC and Thoroughbred Ratings Pty Ltd accepts no responsibility for the completeness or accuracy of any of the information contained herein, and makes no representations about its suitability for any particular purpose. Users should make their own judgements about those matters and/or seek independent advice. You assume all risks associated with use of the data provided on this page.



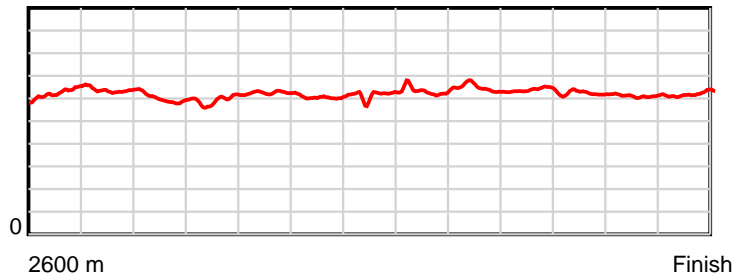
Race Results



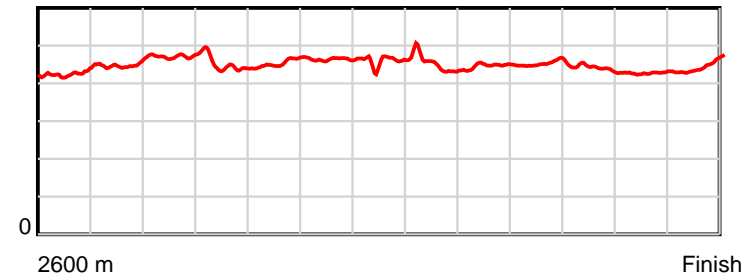
December 10, 2023, Race 9, GARRARDS NEW ZEALAND PACING DERBY (MOBILE PACE), Distance 2600m, Addington - Survey 3200m

| Result | TAB no. | Horse (Barrier) | 2200m to | 2000m to | 1800m to | 1600m to | 1400m to | 1200m to | 1000m to | 800m to | 600m to | 400m to | 200m to | Total or | Margin |
|--------|---------|------------------------------|--------------|--------------|--------------|--------------|--------------|--------------|-------------|-------------|-------------|-------------|-----------|----------------|--------|
| 9th | 12 | Who's Delight (12) | 2000m | 1800m | 1600m | 1400m | 1200m | 1000m | 800m | 600m | 400m | 200m | WP | Average | |
| | | Position in running (margin) | 11(11.3) | 11(12.5) | 7(8.1) | 3(2.6) | 3(3.3) | 4(4.0) | 5(4.4) | 5(3.7) | 6(3.5) | 5(3.4) | 8(8.1) | | 10.80 |
| | | Sectional time (s) | 16.08 | 15.14 | 14.91 | 15.32 | 14.99 | 14.51 | 14.23 | 14.18 | 14.32 | 14.03 | 14.48 | | |
| | | Cumulative time (s) | 162.19 | 146.11 | 130.97 | 116.06 | 100.74 | 85.75 | 71.24 | 57.01 | 42.83 | 28.51 | 14.48 | 3:10.18 | |
| | | Speed (m/s) | 12.44 | 13.21 | 13.41 | 13.05 | 13.34 | 13.78 | 14.05 | 14.10 | 13.97 | 14.26 | 13.81 | 13.67 | |
| | | Stride length (m) | 5.87 | 5.95 | 6.09 | 6.05 | 6.10 | 6.19 | 6.28 | 6.39 | 6.14 | 6.09 | 6.18 | 6.15 | |
| | | Stride duration (s) | 0.472 | 0.451 | 0.454 | 0.464 | 0.457 | 0.449 | 0.447 | 0.453 | 0.439 | 0.427 | 0.447 | 0.450 | |
| | | Stride efficiency (%) | 53.81 | 55.33 | 58.05 | 57.19 | 58.18 | 59.83 | 61.68 | 63.80 | 58.84 | 57.90 | 59.62 | 59.11 | |
| | | Stride count | 34.08 | 33.61 | 32.81 | 33.06 | 32.78 | 32.32 | 31.83 | 31.30 | 32.59 | 32.86 | 32.38 | 422.74 | |

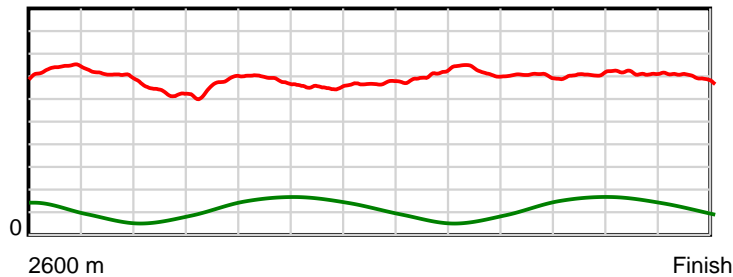
10 m Stride length



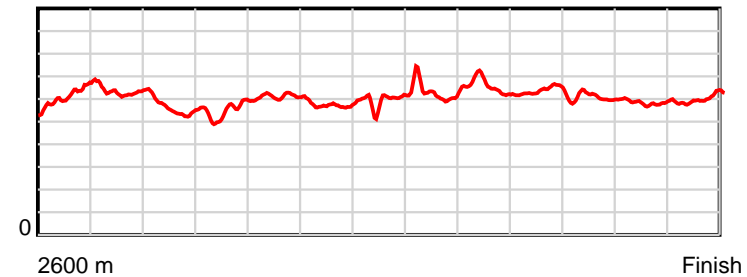
0.6 s Stride duration



20 m/sec Speed



100 % Stride efficiency



Note: Horizontal distance axis grid lines are 200m furlongs.

Disclaimer.

HRNZ and NZMTC and Thoroughbred Ratings Pty Ltd accepts no responsibility for the completeness or accuracy of any of the information contained herein, and makes no representations about its suitability for any particular purpose. Users should make their own judgements about those matters and/or seek independent advice. You assume all risks associated with use of the data provided on this page.



Race Results



December 10, 2023, Race 9, GARRARDS NEW ZEALAND PACING DERBY (MOBILE PACE), Distance 2600m, Addington - Survey 3200m

| Result | TAB no. | Horse (Barrier) | 2600 to | 2400m to |
|--------|---------|------------------------------|--------------|--------------|
| 10th | 11 | Dalton Shard (11) | 2400m | 2200m |
| | | Position in running (margin) | - | 10(7.2) |
| | | Sectional time (s) | 13.42 | 14.24 |
| | | Cumulative time (s) | 190.32 | 176.90 |
| | | Speed (m/s) | 14.90 | 14.04 |
| | | Stride length (m) | 6.49 | 6.20 |
| | | Stride duration (s) | 0.428 | 0.442 |
| | | Stride efficiency (%) | 65.80 | 60.08 |
| | | Stride count | 30.82 | 32.25 |

Disclaimer.

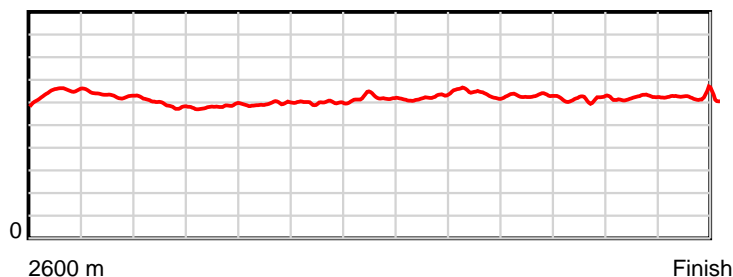
HRNZ and NZMTC and Thoroughbred Ratings Pty Ltd accepts no responsibility for the completeness or accuracy of any of the information contained herein, and makes no representations about its suitability for any particular purpose. Users should make their own judgements about those matters and/or seek independent advice. You assume all risks associated with use of the data provided on this page.

Race Results

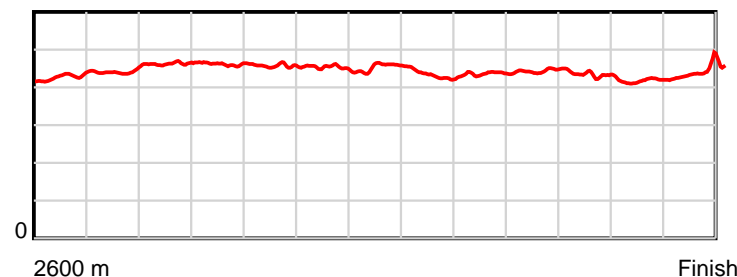
December 10, 2023, Race 9, GARRARDS NEW ZEALAND PACING DERBY (MOBILE PACE), Distance 2600m, Addington - Survey 3200m

| Result | TAB no. | Horse (Barrier) | 2200m to | 2000m to | 1800m to | 1600m to | 1400m to | 1200m to | 1000m to | 800m to | 600m to | 400m to | 200m to | Total or | Margin |
|--------|---------|------------------------------|--------------|--------------|--------------|--------------|--------------|--------------|-------------|-------------|-------------|-------------|-----------|----------------|--------|
| 10th | 11 | Dalton Shard (11) | 2000m | 1800m | 1600m | 1400m | 1200m | 1000m | 800m | 600m | 400m | 200m | WP | Average | |
| | | Position in running (margin) | 9(9.6) | 9(10.9) | 10(11.0) | 10(9.8) | 11(10.2) | 12(9.0) | 11(8.1) | 12(7.5) | 12(7.0) | 11(7.4) | 10(10.4) | | 11.60 |
| | | Sectional time (s) | 16.10 | 15.90 | 15.61 | 15.28 | 14.67 | 14.29 | 14.25 | 14.14 | 14.42 | 13.73 | 14.27 | | |
| | | Cumulative time (s) | 162.66 | 146.56 | 130.66 | 115.05 | 99.77 | 85.10 | 70.81 | 56.56 | 42.42 | 28.00 | 14.27 | 3:10.32 | |
| | | Speed (m/s) | 12.42 | 12.58 | 12.81 | 13.09 | 13.63 | 14.00 | 14.04 | 14.14 | 13.87 | 14.57 | 14.02 | 13.66 | |
| | | Stride length (m) | 5.75 | 5.81 | 5.85 | 5.92 | 6.20 | 6.05 | 6.13 | 6.29 | 5.97 | 6.10 | 6.22 | 6.07 | |
| | | Stride duration (s) | 0.463 | 0.462 | 0.457 | 0.453 | 0.455 | 0.432 | 0.437 | 0.445 | 0.431 | 0.419 | 0.444 | 0.444 | |
| | | Stride efficiency (%) | 51.64 | 52.71 | 53.56 | 54.85 | 60.03 | 57.24 | 58.69 | 61.89 | 55.77 | 58.07 | 60.45 | 57.56 | |
| | | Stride count | 34.79 | 34.44 | 34.16 | 33.76 | 32.27 | 33.04 | 32.64 | 31.78 | 33.48 | 32.81 | 32.16 | 428.40 | |

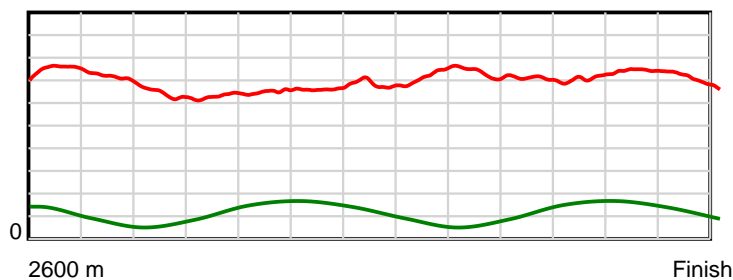
10 m Stride length



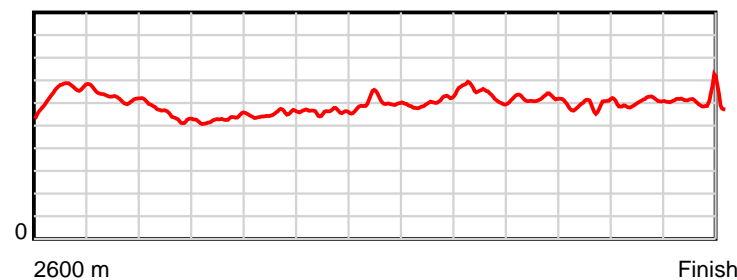
0.6 s Stride duration



20 m/sec Speed



100 % Stride efficiency



Note: Horizontal distance axis grid lines are 200m furlongs.

Disclaimer.

HRNZ and NZMTC and Thoroughbred Ratings Pty Ltd accepts no responsibility for the completeness or accuracy of any of the information contained herein, and makes no representations about its suitability for any particular purpose. Users should make their own judgements about those matters and/or seek independent advice. You assume all risks associated with use of the data provided on this page.



Race Results



December 10, 2023, Race 9, GARRARDS NEW ZEALAND PACING DERBY (MOBILE PACE), Distance 2600m, Addington - Survey 3200m

| Result | TAB no. | Horse (Barrier) | 2600 to | 2400m to |
|--------|---------|------------------------------|--------------|--------------|
| 11th | 9 | Coney Island L... (9) | 2400m | 2200m |
| | | Position in running (margin) | - | 14(10.2) |
| | | Sectional time (s) | 13.92 | 14.94 |
| | | Cumulative time (s) | 190.36 | 176.44 |
| | | Speed (m/s) | 14.37 | 13.39 |
| | | Stride length (m) | 6.50 | 6.24 |
| | | Stride duration (s) | 0.452 | 0.466 |
| | | Stride efficiency (%) | 66.10 | 60.86 |
| | | Stride count | 30.75 | 32.05 |

Disclaimer.

HRNZ and NZMTC and Thoroughbred Ratings Pty Ltd accepts no responsibility for the completeness or accuracy of any of the information contained herein, and makes no representations about its suitability for any particular purpose. Users should make their own judgements about those matters and/or seek independent advice. You assume all risks associated with use of the data provided on this page.

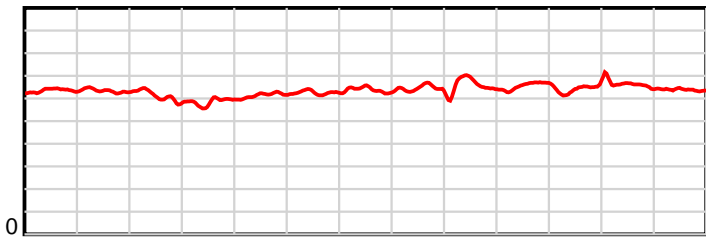
Race Results

December 10, 2023, Race 9, GARRARDS NEW ZEALAND PACING DERBY (MOBILE PACE), Distance 2600m, Addington - Survey 3200m

| Result | TAB no. | Horse (Barrier) | 2200m to | 2000m to | 1800m to | 1600m to | 1400m to | 1200m to | 1000m to | 800m to | 600m to | 400m to | 200m to | Total or | Margin |
|--------|---------|------------------------------|--------------|--------------|--------------|--------------|--------------|--------------|-------------|-------------|-------------|-------------|-----------|----------------|--------|
| 11th | 9 | Coney Island L... (9) | 2000m | 1800m | 1600m | 1400m | 1200m | 1000m | 800m | 600m | 400m | 200m | WP | Average | |
| | | Position in running (margin) | 14(16.8) | 14(16.8) | 14(18.1) | 14(15.9) | 14(12.9) | 14(12.8) | 14(11.9) | 14(9.5) | 14(9.0) | 14(9.1) | 12(12.7) | | 11.80 |
| | | Sectional time (s) | 15.88 | 16.10 | 15.46 | 14.72 | 14.85 | 14.29 | 13.94 | 14.14 | 14.36 | 13.83 | 13.93 | | |
| | | Cumulative time (s) | 161.50 | 145.62 | 129.52 | 114.06 | 99.34 | 84.49 | 70.20 | 56.26 | 42.12 | 27.76 | 13.93 | 3:10.36 | |
| | | Speed (m/s) | 12.59 | 12.42 | 12.94 | 13.59 | 13.47 | 14.00 | 14.35 | 14.14 | 13.93 | 14.46 | 14.36 | 13.66 | |
| | | Stride length (m) | 5.96 | 5.94 | 6.12 | 6.31 | 6.44 | 6.31 | 6.51 | 6.57 | 6.32 | 6.35 | 6.38 | 6.30 | |
| | | Stride duration (s) | 0.473 | 0.478 | 0.473 | 0.464 | 0.478 | 0.451 | 0.454 | 0.464 | 0.454 | 0.439 | 0.444 | 0.461 | |
| | | Stride efficiency (%) | 55.48 | 55.21 | 58.59 | 62.25 | 64.77 | 62.32 | 66.22 | 67.39 | 62.46 | 63.00 | 63.59 | 62.01 | |
| | | Stride count | 33.56 | 33.65 | 32.66 | 31.69 | 31.07 | 31.67 | 30.72 | 30.45 | 31.63 | 31.50 | 31.35 | 412.75 | |

10 m

Stride length

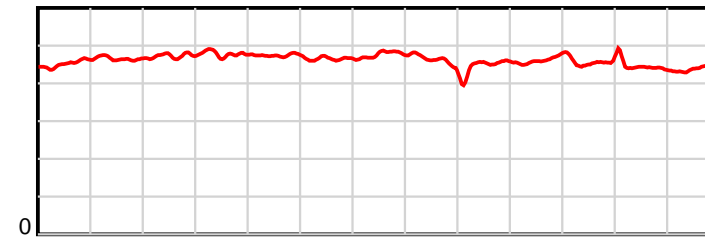


2600 m

Finish

0.6 s

Stride duration

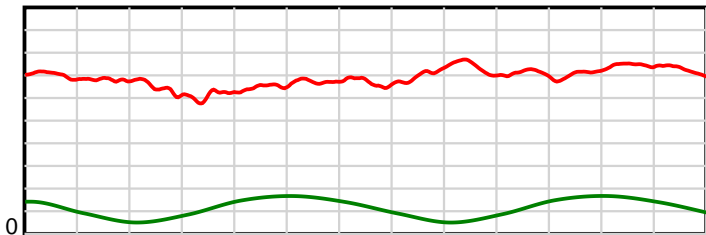


2600 m

Finish

20 m/sec

Speed

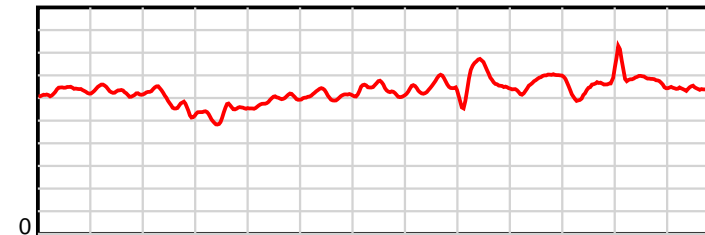


2600 m

Finish

100 %

Stride efficiency



2600 m

Finish

Note: Horizontal distance axis grid lines are 200m furlongs.

Disclaimer.

HRNZ and NZMTC and Thoroughbred Ratings Pty Ltd accepts no responsibility for the completeness or accuracy of any of the information contained herein, and makes no representations about its suitability for any particular purpose. Users should make their own judgements about those matters and/or seek independent advice. You assume all risks associated with use of the data provided on this page.



Race Results



December 10, 2023, Race 9, GARRARDS NEW ZEALAND PACING DERBY (MOBILE PACE), Distance 2600m, Addington - Survey 3200m

| Result | TAB no. | Horse (Barrier) | 2600 to | 2400m to |
|--------|---------|------------------------------|--------------|--------------|
| 12th | 13 | Franco Sinatra (13) | 2400m | 2200m |
| | | Position in running (margin) | - | 11(8.2) |
| | | Sectional time (s) | 13.33 | 14.93 |
| | | Cumulative time (s) | 190.42 | 177.09 |
| | | Speed (m/s) | 15.00 | 13.40 |
| | | Stride length (m) | 7.02 | 6.44 |
| | | Stride duration (s) | 0.467 | 0.481 |
| | | Stride efficiency (%) | 77.06 | 64.73 |
| | | Stride count | 28.48 | 31.08 |

Disclaimer.

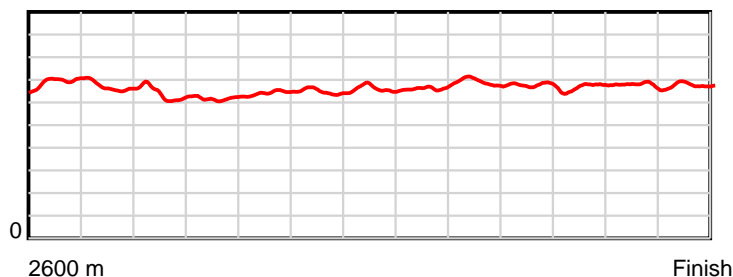
HRNZ and NZMTC and Thoroughbred Ratings Pty Ltd accepts no responsibility for the completeness or accuracy of any of the information contained herein, and makes no representations about its suitability for any particular purpose. Users should make their own judgements about those matters and/or seek independent advice. You assume all risks associated with use of the data provided on this page.

Race Results

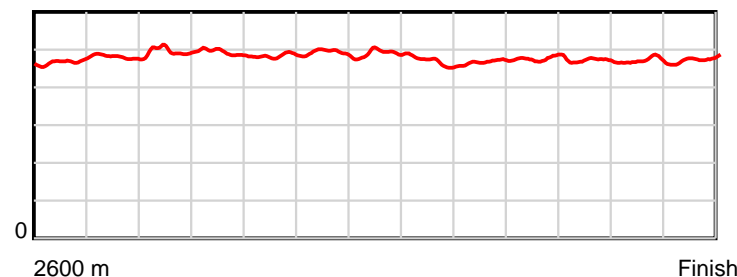
December 10, 2023, Race 9, GARRARDS NEW ZEALAND PACING DERBY (MOBILE PACE), Distance 2600m, Addington - Survey 3200m

| Result | TAB no. | Horse (Barrier) | 2200m to | 2000m to | 1800m to | 1600m to | 1400m to | 1200m to | 1000m to | 800m to | 600m to | 400m to | 200m to | Total or | Margin |
|--------|---------|------------------------------|--------------|--------------|--------------|--------------|--------------|--------------|-------------|-------------|-------------|-------------|-----------|----------------|--------|
| 12th | 13 | Franco Sinatra (13) | 2000m | 1800m | 1600m | 1400m | 1200m | 1000m | 800m | 600m | 400m | 200m | WP | Average | |
| | | Position in running (margin) | 13(14.8) | 13(14.6) | 12(15.1) | 11(11.5) | 13(11.4) | 13(11.3) | 13(10.0) | 11(7.1) | 11(6.9) | 13(7.8) | 13(12.8) | | 12.10 |
| | | Sectional time (s) | 15.86 | 15.97 | 15.21 | 15.21 | 14.83 | 14.24 | 13.86 | 14.17 | 14.50 | 14.07 | 14.24 | | |
| | | Cumulative time (s) | 162.16 | 146.30 | 130.33 | 115.12 | 99.91 | 85.08 | 70.84 | 56.98 | 42.81 | 28.31 | 14.24 | 3:10.42 | |
| | | Speed (m/s) | 12.61 | 12.52 | 13.15 | 13.15 | 13.49 | 14.04 | 14.43 | 14.11 | 13.79 | 14.21 | 14.04 | 13.65 | |
| | | Stride length (m) | 6.26 | 6.17 | 6.36 | 6.47 | 6.62 | 6.57 | 6.75 | 6.73 | 6.49 | 6.68 | 6.69 | 6.55 | |
| | | Stride duration (s) | 0.496 | 0.493 | 0.484 | 0.492 | 0.491 | 0.468 | 0.468 | 0.477 | 0.470 | 0.470 | 0.477 | 0.480 | |
| | | Stride efficiency (%) | 61.20 | 59.53 | 63.19 | 65.42 | 68.47 | 67.47 | 71.14 | 70.80 | 65.74 | 69.83 | 69.96 | 67.05 | |
| | | Stride count | 31.96 | 32.40 | 31.45 | 30.91 | 30.21 | 30.44 | 29.64 | 29.71 | 30.83 | 29.92 | 29.89 | 396.92 | |

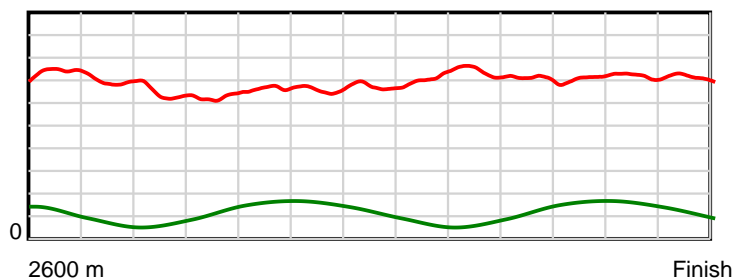
10 m Stride length



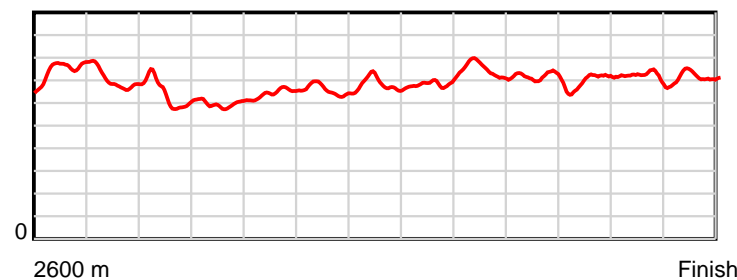
0.6 s Stride duration



20 m/sec Speed



100 % Stride efficiency



Note: Horizontal distance axis grid lines are 200m furlongs.

Disclaimer.

HRNZ and NZMTC and Thoroughbred Ratings Pty Ltd accepts no responsibility for the completeness or accuracy of any of the information contained herein, and makes no representations about its suitability for any particular purpose. Users should make their own judgements about those matters and/or seek independent advice. You assume all risks associated with use of the data provided on this page.



Race Results



December 10, 2023, Race 9, GARRARDS NEW ZEALAND PACING DERBY (MOBILE PACE), Distance 2600m, Addington - Survey 3200m

| Result | TAB no. | Horse (Barrier) | 2600 to | 2400m to |
|--------|---------|------------------------------|---------|----------|
| 13th | 7 | Triple G (7) | 2400m | 2200m |
| | | Position in running (margin) | - | 9(6.3) |
| | | Sectional time (s) | 13.07 | 15.03 |
| | | Cumulative time (s) | 190.83 | 177.76 |
| | | Speed (m/s) | 15.30 | 13.31 |
| | | Stride length (m) | 6.97 | 6.41 |
| | | Stride duration (s) | 0.461 | 0.482 |
| | | Stride efficiency (%) | 75.88 | 64.22 |
| | | Stride count | 28.70 | 31.20 |

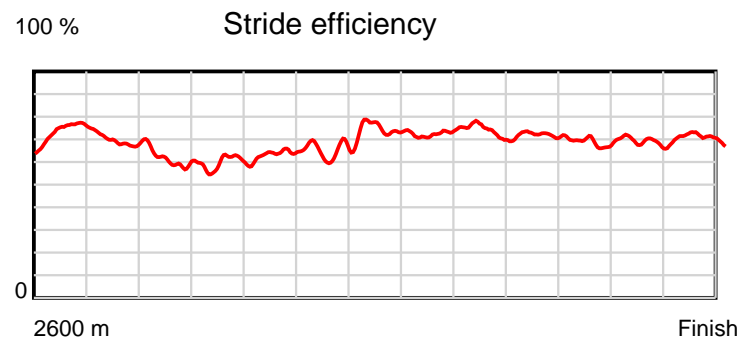
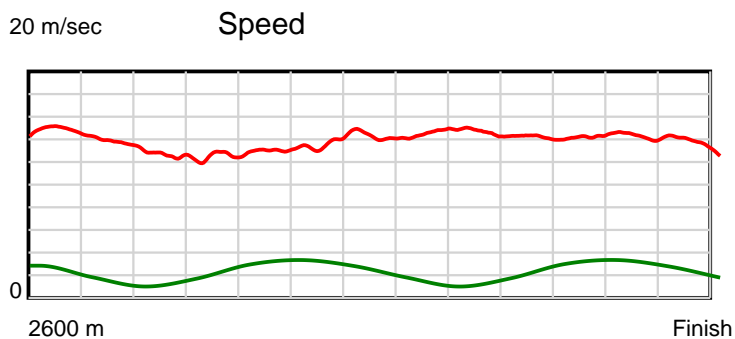
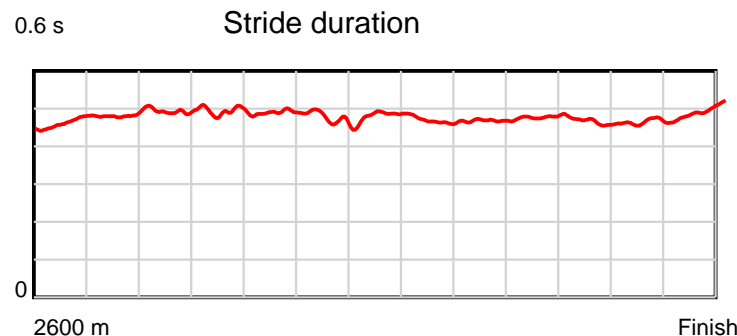
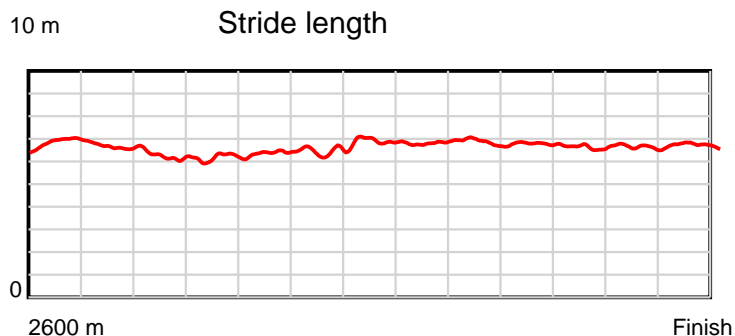
Disclaimer.

HRNZ and NZMTC and Thoroughbred Ratings Pty Ltd accepts no responsibility for the completeness or accuracy of any of the information contained herein, and makes no representations about its suitability for any particular purpose. Users should make their own judgements about those matters and/or seek independent advice. You assume all risks associated with use of the data provided on this page.

Race Results

December 10, 2023, Race 9, GARRARDS NEW ZEALAND PACING DERBY (MOBILE PACE), Distance 2600m, Addington - Survey 3200m

| Result | TAB no. | Horse (Barrier) | 2200m to | 2000m to | 1800m to | 1600m to | 1400m to | 1200m to | 1000m to | 800m to | 600m to | 400m to | 200m to | Total or | Margin |
|--------|---------|------------------------------|----------|----------|----------|----------|----------|----------|----------|---------|---------|---------|----------|----------|--------|
| 13th | 7 | Triple G (7) | 2000m | 1800m | 1600m | 1400m | 1200m | 1000m | 800m | 600m | 400m | 200m | WP | Average | |
| | | Position in running (margin) | 12(13.4) | 12(14.5) | 13(15.1) | 13(14.0) | 12(11.2) | 7(5.9) | 7(4.7) | 7(4.3) | 5(3.4) | 7(4.1) | 11(10.6) | | 14.40 |
| | | Sectional time (s) | 16.06 | 15.99 | 15.64 | 14.74 | 13.99 | 14.25 | 14.27 | 14.07 | 14.46 | 14.33 | 14.93 | | |
| | | Cumulative time (s) | 162.73 | 146.67 | 130.68 | 115.04 | 100.30 | 86.31 | 72.06 | 57.79 | 43.72 | 29.26 | 14.93 | 3:10.83 | |
| | | Speed (m/s) | 12.45 | 12.51 | 12.79 | 13.57 | 14.30 | 14.04 | 14.02 | 14.21 | 13.83 | 13.96 | 13.40 | 13.62 | |
| | | Stride length (m) | 6.14 | 6.19 | 6.26 | 6.43 | 6.94 | 6.57 | 6.56 | 6.80 | 6.42 | 6.50 | 6.67 | 6.52 | |
| | | Stride duration (s) | 0.493 | 0.494 | 0.489 | 0.474 | 0.485 | 0.468 | 0.468 | 0.479 | 0.464 | 0.466 | 0.498 | 0.478 | |
| | | Stride efficiency (%) | 59.00 | 59.79 | 61.23 | 64.51 | 75.17 | 67.36 | 67.25 | 72.34 | 64.37 | 65.99 | 69.55 | 66.36 | |
| | | Stride count | 32.55 | 32.33 | 31.95 | 31.13 | 28.84 | 30.46 | 30.49 | 29.40 | 31.16 | 30.78 | 29.98 | 398.97 | |



Note: Horizontal distance axis grid lines are 200m furlongs.

Disclaimer.

HRNZ and NZMTC and Thoroughbred Ratings Pty Ltd accepts no responsibility for the completeness or accuracy of any of the information contained herein, and makes no representations about its suitability for any particular purpose. Users should make their own judgements about those matters and/or seek independent advice. You assume all risks associated with use of the data provided on this page.



Race Results



December 10, 2023, Race 9, GARRARDS NEW ZEALAND PACING DERBY (MOBILE PACE), Distance 2600m, Addington - Survey 3200m

| Result | TAB no. | Horse (Barrier) | 2600 to | 2400m to |
|--------|---------|------------------------------|---------|----------|
| 14th | 1 | Almighty Cleve... (1) | 2400m | 2200m |
| | | Position in running (margin) | - | 8(6.2) |
| | | Sectional time (s) | 13.06 | 14.30 |
| | | Cumulative time (s) | 192.91 | 179.85 |
| | | Speed (m/s) | 15.31 | 13.99 |
| | | Stride length (m) | 6.36 | 6.22 |
| | | Stride duration (s) | 0.420 | 0.444 |
| | | Stride efficiency (%) | 63.22 | 60.38 |
| | | Stride count | 31.44 | 32.17 |

Disclaimer.

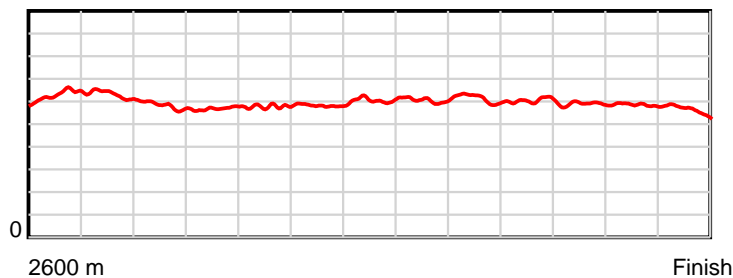
HRNZ and NZMTC and Thoroughbred Ratings Pty Ltd accepts no responsibility for the completeness or accuracy of any of the information contained herein, and makes no representations about its suitability for any particular purpose. Users should make their own judgements about those matters and/or seek independent advice. You assume all risks associated with use of the data provided on this page.

Race Results

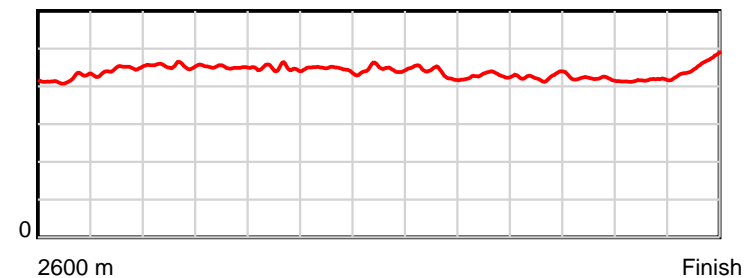
December 10, 2023, Race 9, GARRARDS NEW ZEALAND PACING DERBY (MOBILE PACE), Distance 2600m, Addington - Survey 3200m

| Result | TAB no. | Horse (Barrier) | 2200m to | 2000m to | 1800m to | 1600m to | 1400m to | 1200m to | 1000m to | 800m to | 600m to | 400m to | 200m to | Total or | Margin |
|--------|---------|------------------------------|----------|----------|----------|----------|----------|----------|----------|---------|---------|---------|----------|----------|--------|
| 14th | 1 | Almighty Cleve... (1) | 2000m | 1800m | 1600m | 1400m | 1200m | 1000m | 800m | 600m | 400m | 200m | WP | Average | |
| | | Position in running (margin) | 8(8.9) | 8(10.0) | 9(10.1) | 9(8.7) | 9(8.8) | 10(8.0) | 12(8.3) | 13(7.8) | 13(7.2) | 12(7.8) | 14(13.1) | | 25.90 |
| | | Sectional time (s) | 16.06 | 15.90 | 15.59 | 15.23 | 14.72 | 14.50 | 14.27 | 14.12 | 14.44 | 14.13 | 16.59 | | |
| | | Cumulative time (s) | 165.55 | 149.49 | 133.59 | 118.00 | 102.77 | 88.05 | 73.55 | 59.28 | 45.16 | 30.72 | 16.59 | 3:12.91 | |
| | | Speed (m/s) | 12.45 | 12.58 | 12.83 | 13.13 | 13.59 | 13.79 | 14.02 | 14.16 | 13.85 | 14.15 | 12.06 | 13.48 | |
| | | Stride length (m) | 5.66 | 5.67 | 5.75 | 5.86 | 6.06 | 6.02 | 6.01 | 6.03 | 5.82 | 5.89 | 5.53 | 5.91 | |
| | | Stride duration (s) | 0.455 | 0.451 | 0.448 | 0.446 | 0.446 | 0.437 | 0.429 | 0.426 | 0.420 | 0.416 | 0.459 | 0.438 | |
| | | Stride efficiency (%) | 50.13 | 50.22 | 51.67 | 53.68 | 57.31 | 56.65 | 56.51 | 56.90 | 52.87 | 54.25 | 47.77 | 54.50 | |
| | | Stride count | 35.31 | 35.28 | 34.78 | 34.12 | 33.03 | 33.22 | 33.26 | 33.14 | 34.38 | 33.94 | 36.17 | 440.24 | |

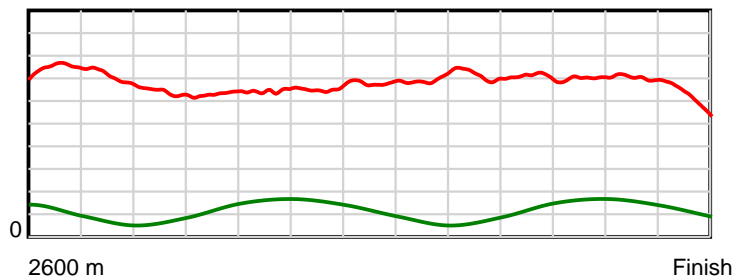
10 m Stride length



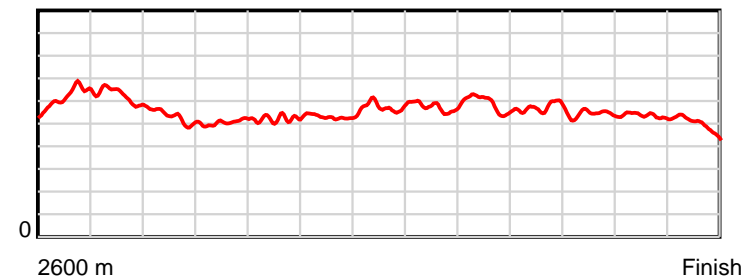
0.6 s Stride duration



20 m/sec Speed



100 % Stride efficiency



Note: Horizontal distance axis grid lines are 200m furlongs.

Disclaimer.

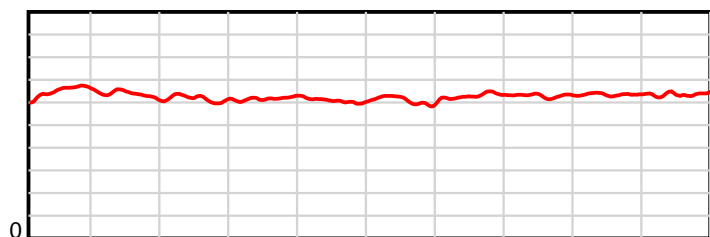
HRNZ and NZMTC and Thoroughbred Ratings Pty Ltd accepts no responsibility for the completeness or accuracy of any of the information contained herein, and makes no representations about its suitability for any particular purpose. Users should make their own judgements about those matters and/or seek independent advice. You assume all risks associated with use of the data provided on this page.

Race Results

December 10, 2023, Race 10, LIVAMOL NEW ZEALAND TROTTING FREE-FOR-ALL (MOBILE TROT), Distance 1980m, Addington - Survey 1980m

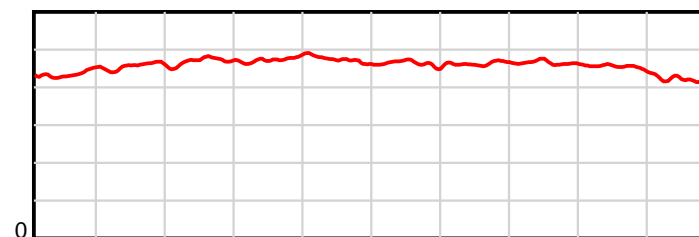
| Result | TAB no. | Horse (Barrier) | 1980 to | 1800m to | 1600m to | 1400m to | 1200m to | 1000m to | 800m to | 600m to | 400m to | 200m to | Total or | Margin |
|--------|---------|------------------------------|--------------|--------------|--------------|--------------|--------------|-------------|-------------|-------------|-------------|-----------|----------------|--------|
| 1st | 7 | Oscar Bonavena (5) | 1800m | 1600m | 1400m | 1200m | 1000m | 800m | 600m | 400m | 200m | WP | Average | |
| | | Position in running (margin) | - | 3(1.4) | 2(1.5) | 3(3.9) | 3(4.1) | 3(4.0) | 3(3.6) | 4(3.4) | 4(3.1) | 5(3.2) | | 0.00 |
| | | Sectional time (s) | 12.12 | 14.75 | 15.38 | 15.49 | 15.63 | 15.47 | 14.82 | 14.85 | 14.19 | 13.27 | | |
| | | Cumulative time (s) | 145.97 | 133.85 | 119.10 | 103.72 | 88.23 | 72.60 | 57.13 | 42.31 | 27.46 | 13.27 | 2:25.97 | |
| | | Speed (m/s) | 14.86 | 13.56 | 13.00 | 12.91 | 12.80 | 12.93 | 13.50 | 13.47 | 14.09 | 15.07 | 13.56 | |
| | | Stride length (m) | 6.52 | 6.18 | 6.12 | 6.13 | 6.03 | 6.00 | 6.25 | 6.26 | 6.38 | 6.39 | 6.22 | |
| | | Stride duration (s) | 0.437 | 0.456 | 0.470 | 0.475 | 0.471 | 0.464 | 0.463 | 0.465 | 0.453 | 0.424 | 0.458 | |
| | | Stride efficiency (%) | 66.41 | 59.68 | 58.50 | 58.69 | 56.84 | 56.17 | 61.00 | 61.19 | 63.58 | 63.82 | 60.42 | |
| | | Stride count | 27.61 | 32.36 | 32.69 | 32.63 | 33.16 | 33.36 | 32.01 | 31.96 | 31.35 | 31.30 | 318.43 | |

10 m Stride length



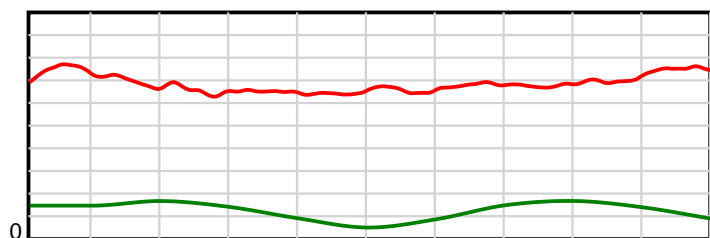
1980 m Finish

0.6 s Stride duration



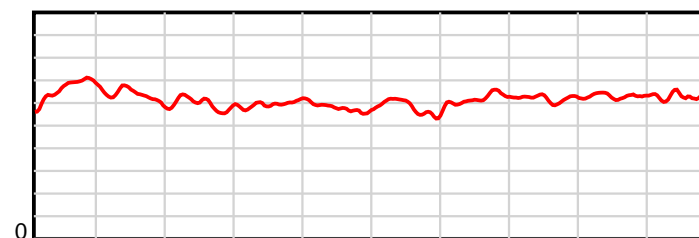
1980 m Finish

20 m/sec Speed



1980 m Finish

100 % Stride efficiency



1980 m Finish

Note: Horizontal distance axis grid lines are 200m furlongs.

Disclaimer.

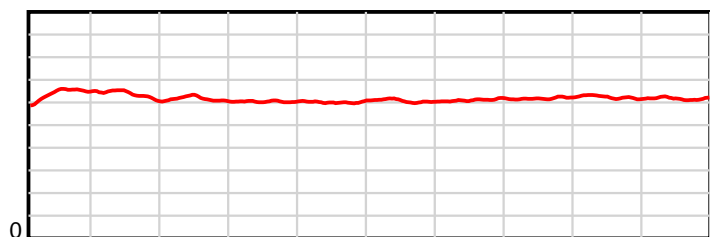
HRNZ and NZMTC and Thoroughbred Ratings Pty Ltd accepts no responsibility for the completeness or accuracy of any of the information contained herein, and makes no representations about its suitability for any particular purpose. Users should make their own judgements about those matters and/or seek independent advice. You assume all risks associated with use of the data provided on this page.

Race Results

December 10, 2023, Race 10, LIVAMOL NEW ZEALAND TROTTING FREE-FOR-ALL (MOBILE TROT), Distance 1980m, Addington - Survey 1980m

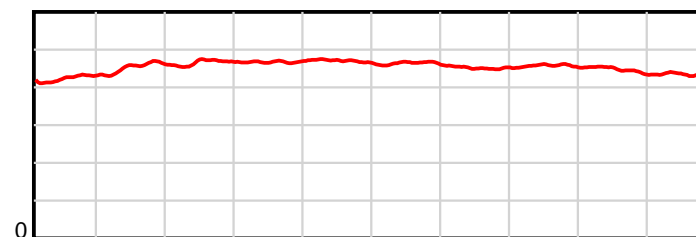
| Result | TAB no. | Horse (Barrier) | 1980 to | 1800m to | 1600m to | 1400m to | 1200m to | 1000m to | 800m to | 600m to | 400m to | 200m to | Total or | Margin |
|--------|---------|------------------------------|---------|----------|----------|----------|----------|----------|---------|---------|---------|---------|----------|--------|
| 2nd | 5 | Majestic Man (4) | 1800m | 1600m | 1400m | 1200m | 1000m | 800m | 600m | 400m | 200m | WP | Average | |
| | | Position in running (margin) | - | 1(0.0) | 1(0.0) | 1(0.0) | 1(0.0) | 1(0.0) | 1(0.0) | 1(0.0) | 1(0.0) | 1(0.0) | | 1.80 |
| | | Sectional time (s) | 11.75 | 14.73 | 14.98 | 15.46 | 15.64 | 15.54 | 14.85 | 14.91 | 14.17 | 14.26 | | |
| | | Cumulative time (s) | 146.29 | 134.54 | 119.81 | 104.83 | 89.37 | 73.73 | 58.19 | 43.34 | 28.43 | 14.26 | 2:26.29 | |
| | | Speed (m/s) | 15.32 | 13.58 | 13.35 | 12.94 | 12.79 | 12.87 | 13.47 | 13.41 | 14.11 | 14.03 | 13.54 | |
| | | Stride length (m) | 6.43 | 6.17 | 6.22 | 6.04 | 6.01 | 5.96 | 6.08 | 6.13 | 6.30 | 6.15 | 6.14 | |
| | | Stride duration (s) | 0.424 | 0.454 | 0.466 | 0.467 | 0.470 | 0.463 | 0.452 | 0.457 | 0.446 | 0.438 | 0.454 | |
| | | Stride efficiency (%) | 64.53 | 59.41 | 60.40 | 56.93 | 56.37 | 55.48 | 57.80 | 58.69 | 62.02 | 59.07 | 58.93 | |
| | | Stride count | 28.01 | 32.44 | 32.17 | 33.14 | 33.30 | 33.57 | 32.88 | 32.63 | 31.75 | 32.53 | 322.42 | |

10 m Stride length



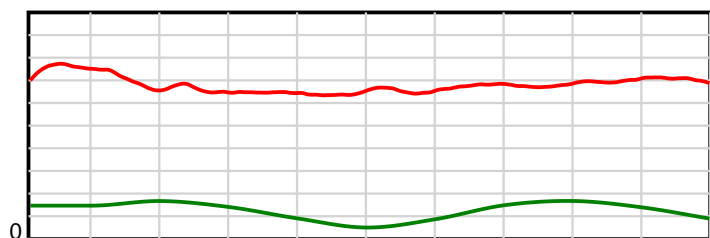
1980 m Finish

0.6 s Stride duration



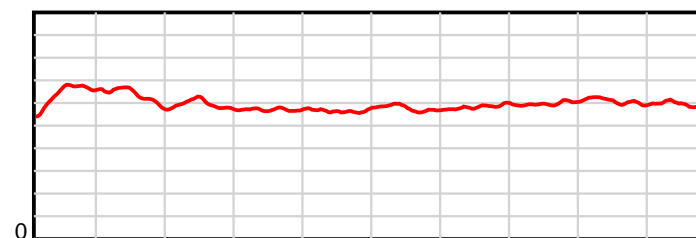
1980 m Finish

20 m/sec Speed



1980 m Finish

100 % Stride efficiency



1980 m Finish

Note: Horizontal distance axis grid lines are 200m furlongs.

Disclaimer.

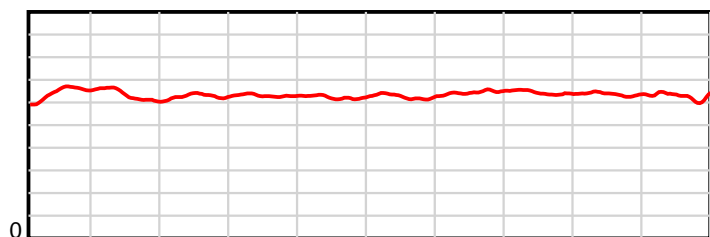
HRNZ and NZMTC and Thoroughbred Ratings Pty Ltd accepts no responsibility for the completeness or accuracy of any of the information contained herein, and makes no representations about its suitability for any particular purpose. Users should make their own judgements about those matters and/or seek independent advice. You assume all risks associated with use of the data provided on this page.

Race Results

December 10, 2023, Race 10, LIVAMOL NEW ZEALAND TROTTING FREE-FOR-ALL (MOBILE TROT), Distance 1980m, Addington - Survey 1980m

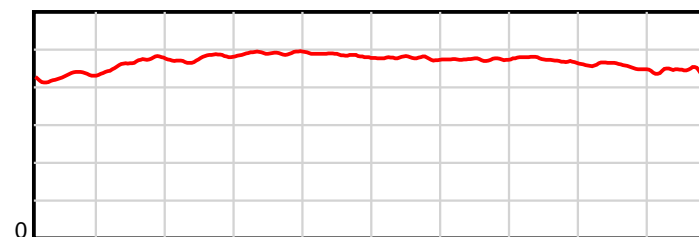
| Result | TAB no. | Horse (Barrier) | 1980 to | 1800m to | 1600m to | 1400m to | 1200m to | 1000m to | 800m to | 600m to | 400m to | 200m to | Total or | Margin |
|--------|---------|------------------------------|---------|----------|----------|----------|----------|----------|---------|---------|---------|---------|----------|--------|
| 3rd | 4 | Time Up The Hi... (3) | 1800m | 1600m | 1400m | 1200m | 1000m | 800m | 600m | 400m | 200m | WP | Average | |
| | | Position in running (margin) | - | 2(0.1) | 3(2.6) | 2(2.5) | 2(3.1) | 2(2.4) | 2(1.9) | 2(1.5) | 2(2.2) | 2(2.2) | | 3.20 |
| | | Sectional time (s) | 11.74 | 15.14 | 14.97 | 15.57 | 15.51 | 15.46 | 14.78 | 15.03 | 14.17 | 14.18 | | |
| | | Cumulative time (s) | 146.55 | 134.81 | 119.67 | 104.70 | 89.13 | 73.62 | 58.16 | 43.38 | 28.35 | 14.18 | 2:26.55 | |
| | | Speed (m/s) | 15.34 | 13.21 | 13.36 | 12.85 | 12.89 | 12.94 | 13.53 | 13.31 | 14.11 | 14.10 | 13.51 | |
| | | Stride length (m) | 6.48 | 6.16 | 6.38 | 6.31 | 6.26 | 6.17 | 6.42 | 6.28 | 6.44 | 6.29 | 6.32 | |
| | | Stride duration (s) | 0.428 | 0.467 | 0.478 | 0.491 | 0.485 | 0.477 | 0.474 | 0.472 | 0.457 | 0.446 | 0.468 | |
| | | Stride efficiency (%) | 65.69 | 59.32 | 63.64 | 62.24 | 61.15 | 59.55 | 64.32 | 61.71 | 64.89 | 61.86 | 62.35 | |
| | | Stride count | 27.76 | 32.46 | 31.34 | 31.69 | 31.97 | 32.40 | 31.17 | 31.83 | 31.04 | 31.79 | 313.45 | |

10 m Stride length



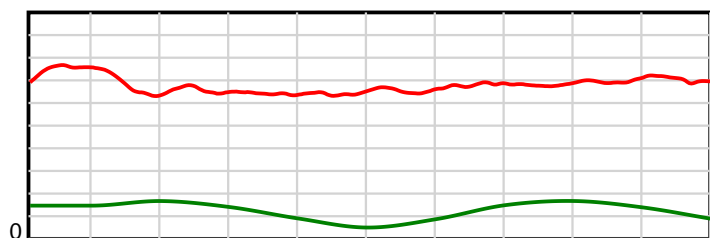
1980 m Finish

0.6 s Stride duration



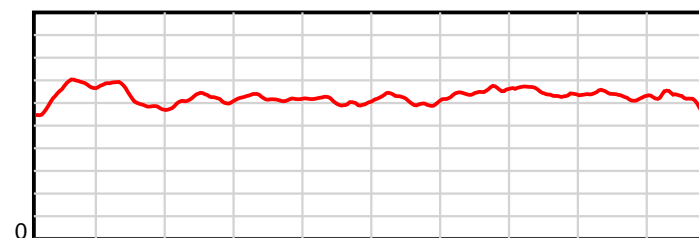
1980 m Finish

20 m/sec Speed



1980 m Finish

100 % Stride efficiency



1980 m Finish

Note: Horizontal distance axis grid lines are 200m furlongs.

Disclaimer.

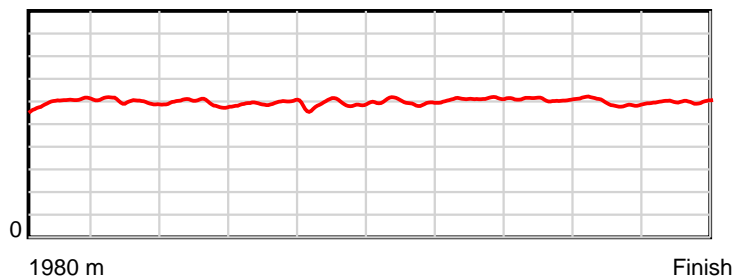
HRNZ and NZMTC and Thoroughbred Ratings Pty Ltd accepts no responsibility for the completeness or accuracy of any of the information contained herein, and makes no representations about its suitability for any particular purpose. Users should make their own judgements about those matters and/or seek independent advice. You assume all risks associated with use of the data provided on this page.

Race Results

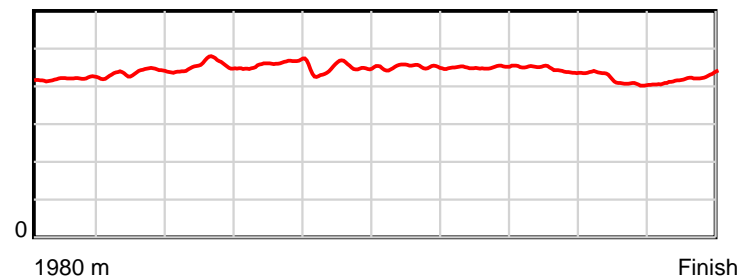
December 10, 2023, Race 10, LIVAMOL NEW ZEALAND TROTTING FREE-FOR-ALL (MOBILE TROT), Distance 1980m, Addington - Survey 1980m

| Result | TAB no. | Horse (Barrier) | 1980 to | 1800m to | 1600m to | 1400m to | 1200m to | 1000m to | 800m to | 600m to | 400m to | 200m to | Total or | Margin |
|--------|---------|------------------------------|--------------|--------------|--------------|--------------|--------------|-------------|-------------|-------------|-------------|-----------|----------------|--------|
| 4th | 1 | Resolve (1) | 1800m | 1600m | 1400m | 1200m | 1000m | 800m | 600m | 400m | 200m | WP | Average | |
| | | Position in running (margin) | - | 5(4.7) | 4(4.1) | 4(6.1) | 4(5.9) | 4(4.5) | 4(3.8) | 3(2.8) | 3(2.4) | 3(2.2) | | 3.40 |
| | | Sectional time (s) | 12.74 | 14.63 | 15.31 | 15.42 | 15.41 | 15.43 | 14.67 | 14.85 | 14.15 | 13.98 | | |
| | | Cumulative time (s) | 146.59 | 133.85 | 119.22 | 103.91 | 88.49 | 73.08 | 57.65 | 42.98 | 28.13 | 13.98 | 2:26.59 | |
| | | Speed (m/s) | 14.13 | 13.67 | 13.06 | 12.97 | 12.98 | 12.96 | 13.63 | 13.47 | 14.13 | 14.31 | 13.51 | |
| | | Stride length (m) | 6.04 | 5.98 | 5.93 | 5.98 | 5.80 | 5.85 | 6.14 | 5.99 | 5.88 | 6.05 | 5.96 | |
| | | Stride duration (s) | 0.420 | 0.437 | 0.454 | 0.461 | 0.447 | 0.451 | 0.451 | 0.444 | 0.416 | 0.423 | 0.441 | |
| | | Stride efficiency (%) | 57.03 | 55.85 | 55.00 | 55.84 | 52.52 | 53.42 | 58.98 | 55.98 | 54.03 | 57.14 | 55.52 | |
| | | Stride count | 29.80 | 33.45 | 33.71 | 33.46 | 34.50 | 34.21 | 32.55 | 33.41 | 34.01 | 33.07 | 332.17 | |

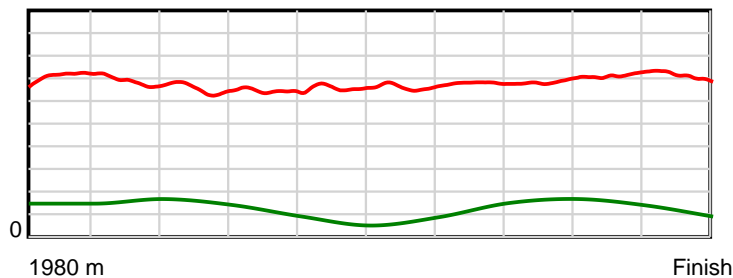
10 m Stride length



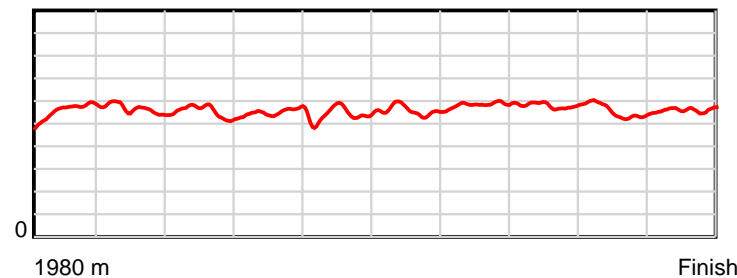
0.6 s Stride duration



20 m/sec Speed



100 % Stride efficiency



Note: Horizontal distance axis grid lines are 200m furlongs.

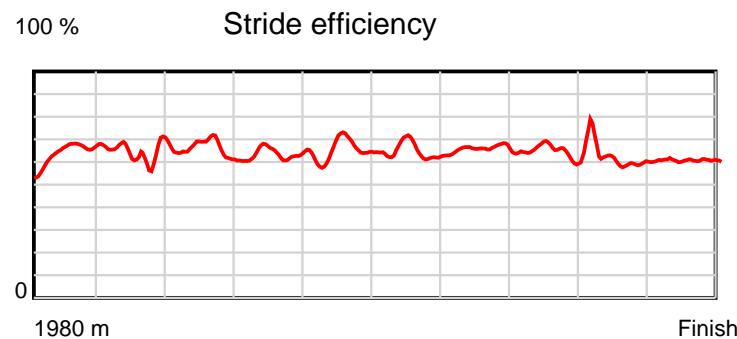
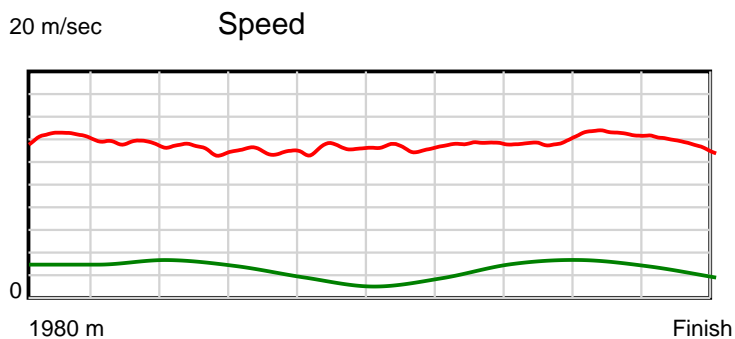
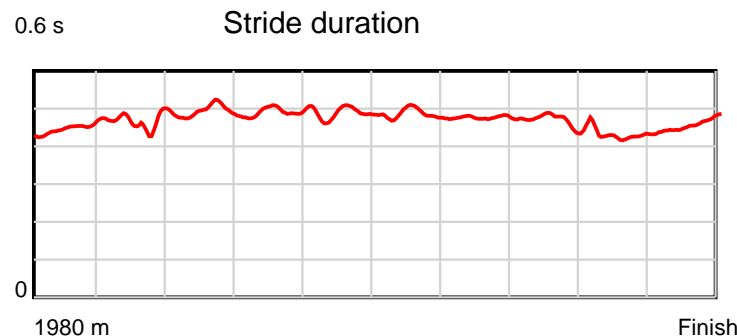
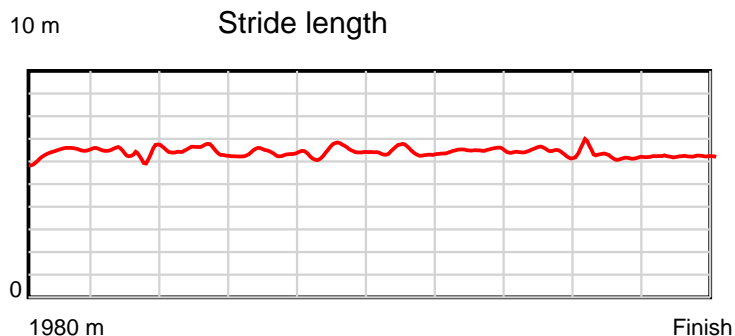
Disclaimer.

HRNZ and NZMTC and Thoroughbred Ratings Pty Ltd accepts no responsibility for the completeness or accuracy of any of the information contained herein, and makes no representations about its suitability for any particular purpose. Users should make their own judgements about those matters and/or seek independent advice. You assume all risks associated with use of the data provided on this page.

Race Results

December 10, 2023, Race 10, LIVAMOL NEW ZEALAND TROTTING FREE-FOR-ALL (MOBILE TROT), Distance 1980m, Addington - Survey 1980m

| Result | TAB no. | Horse (Barrier) | 1980 to | 1800m to | 1600m to | 1400m to | 1200m to | 1000m to | 800m to | 600m to | 400m to | 200m to | Total or | Margin |
|--------|---------|------------------------------|--------------|--------------|--------------|--------------|--------------|-------------|-------------|-------------|-------------|-----------|----------------|--------|
| 6th | 2 | Harold Smith (2) | 1800m | 1600m | 1400m | 1200m | 1000m | 800m | 600m | 400m | 200m | WP | Average | |
| | | Position in running (margin) | - | 6(5.1) | 5(6.6) | 5(7.9) | 6(7.7) | 6(6.1) | 6(6.0) | 5(4.9) | 5(4.5) | 4(3.1) | | 7.70 |
| | | Sectional time (s) | 12.72 | 14.99 | 15.18 | 15.43 | 15.38 | 15.53 | 14.66 | 14.84 | 13.94 | 14.69 | | |
| | | Cumulative time (s) | 147.36 | 134.64 | 119.65 | 104.47 | 89.04 | 73.66 | 58.13 | 43.47 | 28.63 | 14.69 | 2:27.36 | |
| | | Speed (m/s) | 14.16 | 13.34 | 13.18 | 12.96 | 13.00 | 12.88 | 13.64 | 13.48 | 14.35 | 13.61 | 13.44 | |
| | | Stride length (m) | 6.44 | 6.24 | 6.48 | 6.37 | 6.34 | 6.24 | 6.49 | 6.29 | 6.15 | 6.26 | 6.33 | |
| | | Stride duration (s) | 0.448 | 0.467 | 0.492 | 0.491 | 0.488 | 0.485 | 0.476 | 0.467 | 0.429 | 0.460 | 0.471 | |
| | | Stride efficiency (%) | 64.77 | 60.78 | 65.67 | 63.36 | 62.89 | 60.91 | 65.91 | 61.89 | 59.08 | 61.23 | 62.56 | |
| | | Stride count | 27.96 | 32.07 | 30.85 | 31.41 | 31.53 | 32.04 | 30.80 | 31.78 | 32.53 | 31.95 | 312.92 | |



Note: Horizontal distance axis grid lines are 200m furlongs.

Disclaimer.

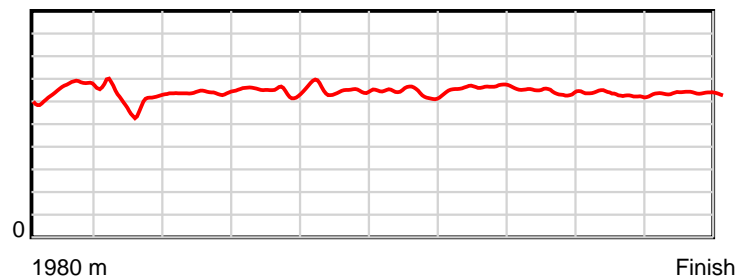
HRNZ and NZMTC and Thoroughbred Ratings Pty Ltd accepts no responsibility for the completeness or accuracy of any of the information contained herein, and makes no representations about its suitability for any particular purpose. Users should make their own judgements about those matters and/or seek independent advice. You assume all risks associated with use of the data provided on this page.

Race Results

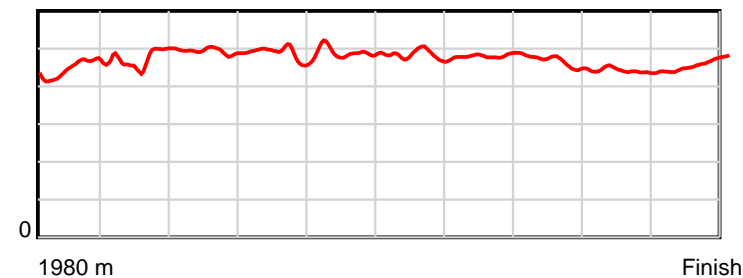
December 10, 2023, Race 10, LIVAMOL NEW ZEALAND TROTTING FREE-FOR-ALL (MOBILE TROT), Distance 1980m, Addington - Survey 1980m

| Result | TAB no. | Horse (Barrier) | 1980 to | 1800m to | 1600m to | 1400m to | 1200m to | 1000m to | 800m to | 600m to | 400m to | 200m to | Total or | Margin |
|--------|---------|------------------------------|--------------|--------------|--------------|--------------|--------------|-------------|-------------|-------------|-------------|-----------|----------------|--------|
| 7th | 8 | Eurokash (6) | 1800m | 1600m | 1400m | 1200m | 1000m | 800m | 600m | 400m | 200m | WP | Average | |
| | | Position in running (margin) | - | 4(3.2) | 8(11.7) | 8(15.4) | 8(12.0) | 8(10.5) | 8(9.9) | 8(8.2) | 8(7.3) | 7(7.0) | | 10.30 |
| | | Sectional time (s) | 12.20 | 16.13 | 15.60 | 14.90 | 15.39 | 15.45 | 14.55 | 14.76 | 14.13 | 14.72 | | |
| | | Cumulative time (s) | 147.83 | 135.63 | 119.50 | 103.90 | 89.00 | 73.61 | 58.16 | 43.61 | 28.85 | 14.72 | 2:27.83 | |
| | | Speed (m/s) | 14.76 | 12.40 | 12.82 | 13.42 | 13.00 | 12.94 | 13.75 | 13.55 | 14.15 | 13.59 | 13.39 | |
| | | Stride length (m) | 6.54 | 5.83 | 6.31 | 6.54 | 6.38 | 6.25 | 6.61 | 6.24 | 6.24 | 6.28 | 6.31 | |
| | | Stride duration (s) | 0.448 | 0.470 | 0.492 | 0.487 | 0.491 | 0.483 | 0.481 | 0.461 | 0.441 | 0.462 | 0.471 | |
| | | Stride efficiency (%) | 66.78 | 53.18 | 62.26 | 66.74 | 63.57 | 61.00 | 68.37 | 60.93 | 60.87 | 61.59 | 62.27 | |
| | | Stride count | 27.54 | 34.29 | 31.68 | 30.60 | 31.36 | 32.01 | 30.24 | 32.03 | 32.05 | 31.86 | 313.66 | |

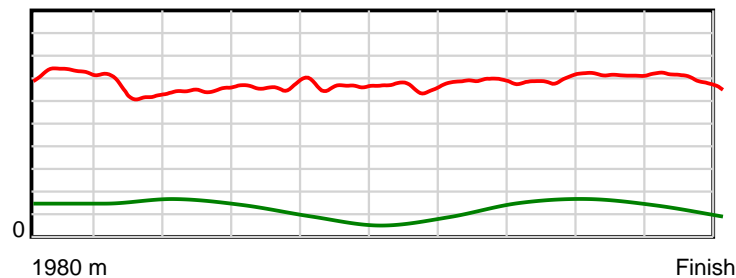
10 m Stride length



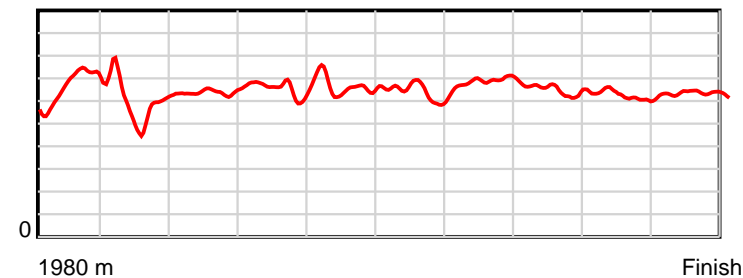
0.6 s Stride duration



20 m/sec Speed



100 % Stride efficiency



Note: Horizontal distance axis grid lines are 200m furlongs.

Disclaimer.

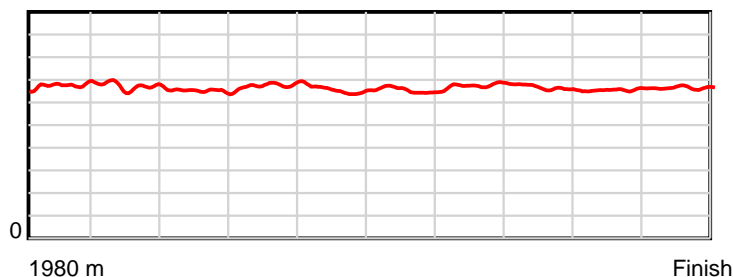
HRNZ and NZMTC and Thoroughbred Ratings Pty Ltd accepts no responsibility for the completeness or accuracy of any of the information contained herein, and makes no representations about its suitability for any particular purpose. Users should make their own judgements about those matters and/or seek independent advice. You assume all risks associated with use of the data provided on this page.

Race Results

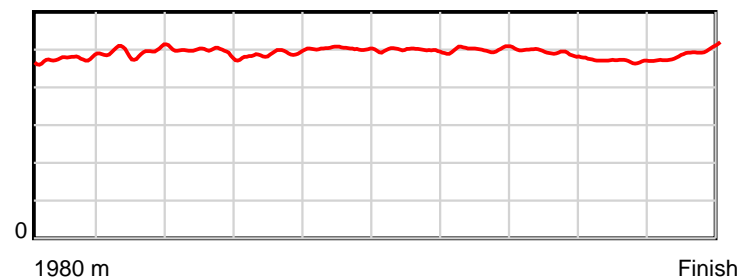
December 10, 2023, Race 10, LIVAMOL NEW ZEALAND TROTTING FREE-FOR-ALL (MOBILE TROT), Distance 1980m, Addington - Survey 1980m

| Result | TAB no. | Horse (Barrier) | 1980 to | 1800m to | 1600m to | 1400m to | 1200m to | 1000m to | 800m to | 600m to | 400m to | 200m to | Total or | Margin |
|--------|---------|------------------------------|---------|----------|----------|----------|----------|----------|---------|---------|---------|---------|----------|--------|
| 8th | 9 | Rachmaninov (7) | 1800m | 1600m | 1400m | 1200m | 1000m | 800m | 600m | 400m | 200m | WP | Average | |
| | | Position in running (margin) | - | 7(6.1) | 6(10.4) | 7(12.7) | 5(7.2) | 5(5.7) | 5(6.0) | 6(5.7) | 7(6.2) | 6(6.9) | | 11.50 |
| | | Sectional time (s) | 12.70 | 15.44 | 15.37 | 14.54 | 15.39 | 15.59 | 14.80 | 14.99 | 14.30 | 14.92 | | |
| | | Cumulative time (s) | 148.04 | 135.34 | 119.90 | 104.53 | 89.99 | 74.60 | 59.01 | 44.21 | 29.22 | 14.92 | 2:28.04 | |
| | | Speed (m/s) | 14.18 | 12.95 | 13.01 | 13.76 | 13.00 | 12.83 | 13.51 | 13.34 | 13.99 | 13.40 | 13.38 | |
| | | Stride length (m) | 6.69 | 6.43 | 6.43 | 6.74 | 6.52 | 6.39 | 6.78 | 6.54 | 6.58 | 6.63 | 6.57 | |
| | | Stride duration (s) | 0.477 | 0.496 | 0.494 | 0.490 | 0.502 | 0.498 | 0.502 | 0.491 | 0.470 | 0.494 | 0.491 | |
| | | Stride efficiency (%) | 69.99 | 64.55 | 64.55 | 70.98 | 66.50 | 63.85 | 71.91 | 66.93 | 67.62 | 68.63 | 67.45 | |
| | | Stride count | 26.90 | 31.12 | 31.12 | 29.67 | 30.66 | 31.29 | 29.48 | 30.56 | 30.40 | 30.18 | 301.38 | |

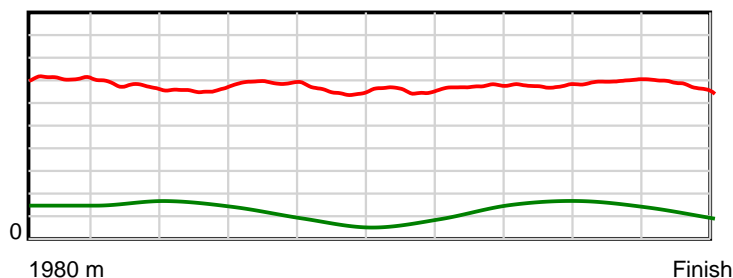
10 m Stride length



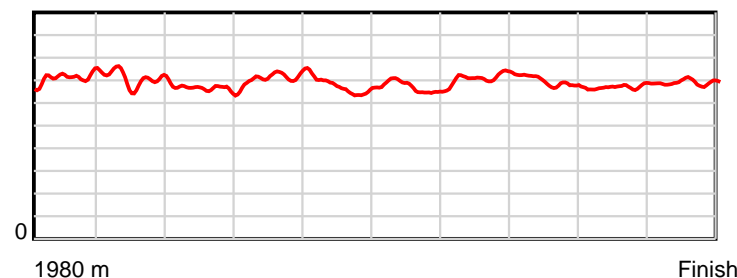
0.6 s Stride duration



20 m/sec Speed



100 % Stride efficiency



Note: Horizontal distance axis grid lines are 200m furlongs.

Disclaimer.

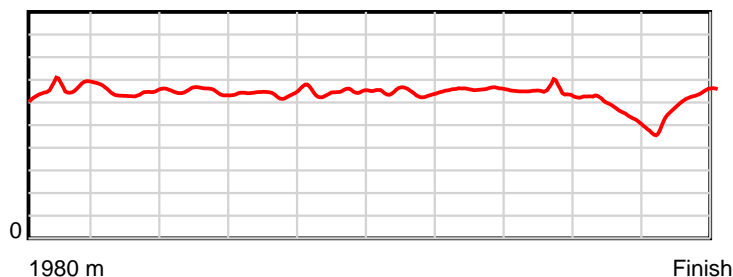
HRNZ and NZMTC and Thoroughbred Ratings Pty Ltd accepts no responsibility for the completeness or accuracy of any of the information contained herein, and makes no representations about its suitability for any particular purpose. Users should make their own judgements about those matters and/or seek independent advice. You assume all risks associated with use of the data provided on this page.

Race Results

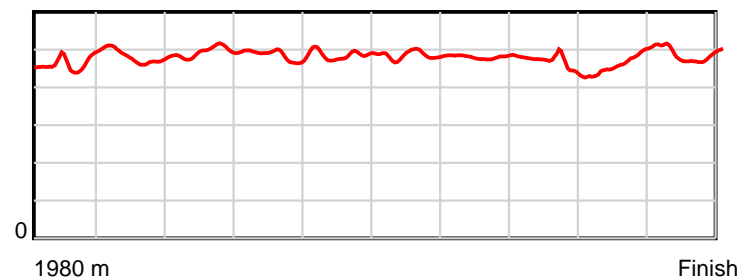
December 10, 2023, Race 10, LIVAMOL NEW ZEALAND TROTTING FREE-FOR-ALL (MOBILE TROT), Distance 1980m, Addington - Survey 1980m

| Result | TAB no. | Horse (Barrier) | 1980 to | 1800m to | 1600m to | 1400m to | 1200m to | 1000m to | 800m to | 600m to | 400m to | 200m to | Total or | Margin |
|--------|---------|------------------------------|--------------|--------------|--------------|--------------|--------------|-------------|-------------|-------------|-------------|-----------|----------------|--------|
| 9th | 10 | Smokin Bandar (8) | 1800m | 1600m | 1400m | 1200m | 1000m | 800m | 600m | 400m | 200m | WP | Average | |
| | | Position in running (margin) | - | 8(7.5) | 7(10.9) | 6(12.7) | 7(10.3) | 7(8.0) | 7(7.8) | 7(6.7) | 6(5.6) | 8(24.9) | | 35.90 |
| | | Sectional time (s) | 13.03 | 15.30 | 15.27 | 15.06 | 15.27 | 15.49 | 14.67 | 14.72 | 17.39 | 16.23 | | |
| | | Cumulative time (s) | 152.43 | 139.40 | 124.10 | 108.83 | 93.77 | 78.50 | 63.01 | 48.34 | 33.62 | 16.23 | 2:32.43 | |
| | | Speed (m/s) | 13.82 | 13.07 | 13.10 | 13.28 | 13.10 | 12.91 | 13.63 | 13.59 | 11.50 | 12.32 | 12.99 | |
| | | Stride length (m) | 6.64 | 6.29 | 6.46 | 6.45 | 6.37 | 6.26 | 6.55 | 6.25 | 5.44 | 6.01 | 6.25 | |
| | | Stride duration (s) | 0.463 | 0.481 | 0.494 | 0.486 | 0.487 | 0.485 | 0.480 | 0.460 | 0.473 | 0.487 | 0.481 | |
| | | Stride efficiency (%) | 68.86 | 61.76 | 65.26 | 65.05 | 63.49 | 61.23 | 66.97 | 61.11 | 46.32 | 56.38 | 61.06 | |
| | | Stride count | 27.11 | 31.81 | 30.95 | 31.00 | 31.38 | 31.95 | 30.55 | 31.98 | 36.73 | 33.30 | 316.76 | |

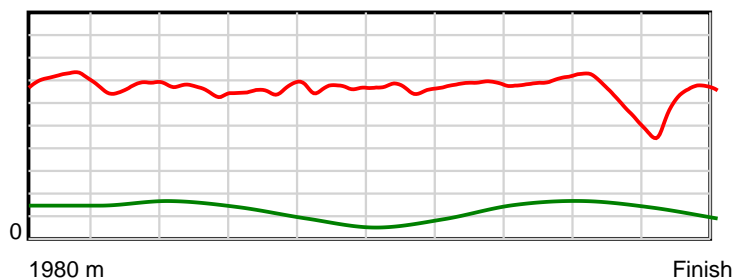
10 m Stride length



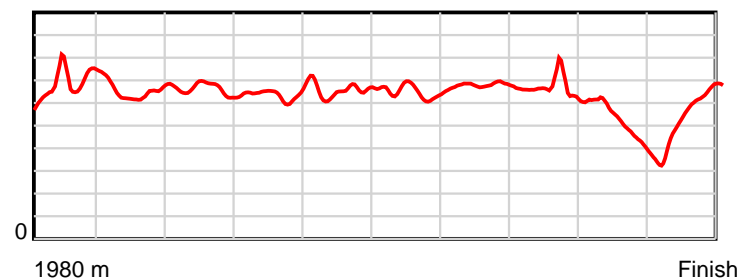
0.6 s Stride duration



20 m/sec Speed



100 % Stride efficiency



Note: Horizontal distance axis grid lines are 200m furlongs.

Disclaimer.

HRNZ and NZMTC and Thoroughbred Ratings Pty Ltd accepts no responsibility for the completeness or accuracy of any of the information contained herein, and makes no representations about its suitability for any particular purpose. Users should make their own judgements about those matters and/or seek independent advice. You assume all risks associated with use of the data provided on this page.