



## Race Results

NZ Metropolitan Trotting Club Inc, HRNZ, March 15, 2024

Compilation date: March 15, 2024, 9:48:18 PM (NZDT)

Copyright © 2024 HRNZ and NZMTC. All rights reserved.

### Trademarks.

StrideMASTER is a registered trademark of Thoroughbred Ratings Pty Ltd.

### Disclaimer.

HRNZ and NZMTC and Thoroughbred Ratings Pty Ltd accepts no responsibility for the completeness or accuracy of any of the information contained herein, and makes no representations about its suitability for any particular purpose. Users should make their own judgements about those matters and/or seek independent advice. You assume all risks associated with use of the data provided on this page.



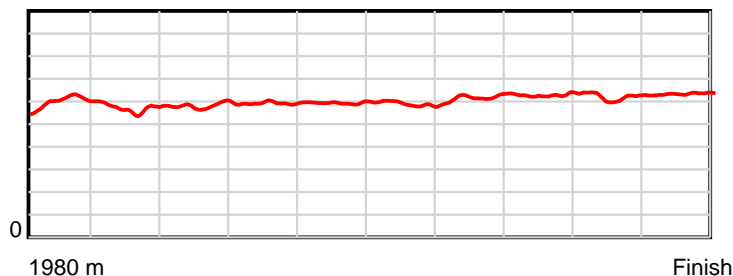
# Race Results



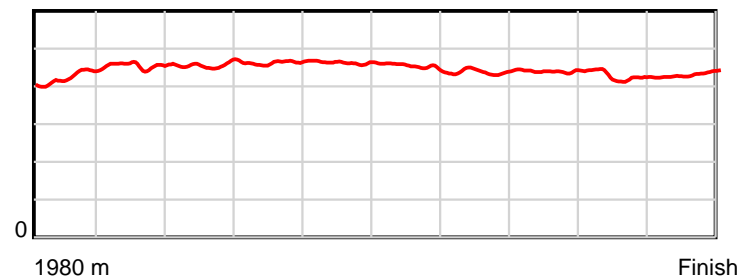
March 15, 2024, Race 11, GOLD BAND TAXIS MOBILE PACE, Distance 1980m, Addington - Survey 1980m

Result	TAB no.	Horse (Barrier)	1980 to	1800m to	1600m to	1400m to	1200m to	1000m to	800m to	600m to	400m to	200m to	Total or	Margin
1st	5	<b>Wolf Of Wall S... (5)</b>	<b>1800m</b>	<b>1600m</b>	<b>1400m</b>	<b>1200m</b>	<b>1000m</b>	<b>800m</b>	<b>600m</b>	<b>400m</b>	<b>200m</b>	<b>WP</b>	<b>Average</b>	
		Position in running (margin)	-	6(3.7)	6(10.3)	7(9.0)	7(7.3)	7(7.1)	7(6.4)	6(4.8)	6(4.8)	6(3.5)		0.00
		Sectional time (s)	12.77	16.33	15.81	15.65	15.90	15.57	14.14	14.24	13.96	13.56		
		Cumulative time (s)	147.93	135.16	118.83	103.02	87.37	71.47	55.90	41.76	27.52	13.56	2:27.93	
		Speed (m/s)	14.10	12.25	12.65	12.78	12.58	12.85	14.14	14.04	14.33	14.75	13.38	
		Stride length (m)	5.99	5.58	5.78	5.90	5.82	5.81	6.20	6.18	6.09	6.38	5.97	
		Stride duration (s)	0.424	0.455	0.457	0.462	0.463	0.452	0.439	0.440	0.425	0.433	0.446	
		Stride efficiency (%)	56.16	48.58	52.13	54.47	53.00	52.71	60.16	59.62	58.02	63.68	55.60	
		Stride count	30.03	35.87	34.63	33.87	34.34	34.43	32.23	32.38	32.82	31.33	331.93	

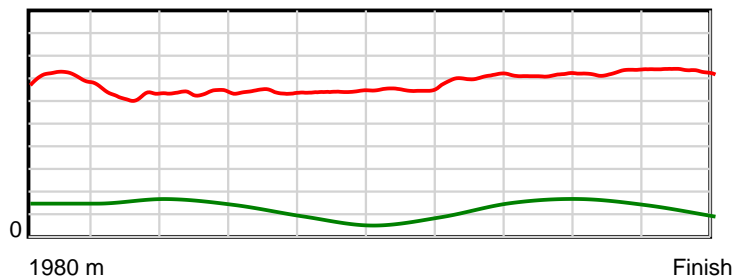
10 m Stride length



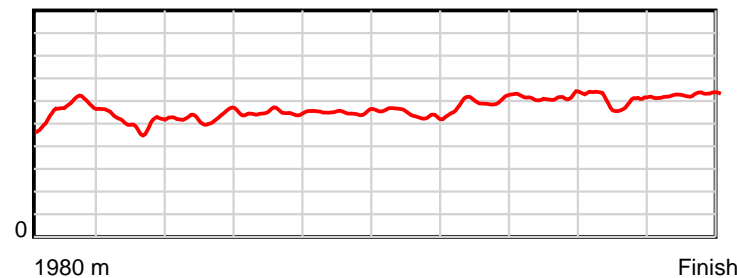
0.6 s Stride duration



20 m/sec Speed



100 % Stride efficiency



Note: Horizontal distance axis grid lines are 200m furlongs.

## Disclaimer.

HRNZ and NZMTC and Thoroughbred Ratings Pty Ltd accepts no responsibility for the completeness or accuracy of any of the information contained herein, and makes no representations about its suitability for any particular purpose. Users should make their own judgements about those matters and/or seek independent advice. You assume all risks associated with use of the data provided on this page.



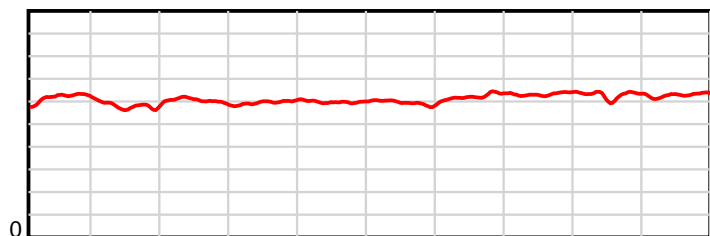
# Race Results



March 15, 2024, Race 11, GOLD BAND TAXIS MOBILE PACE, Distance 1980m, Addington - Survey 1980m

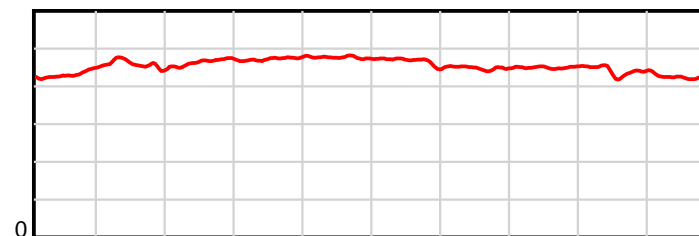
Result	TAB no.	Horse (Barrier)	1980 to	1800m to	1600m to	1400m to	1200m to	1000m to	800m to	600m to	400m to	200m to	Total or	Margin
2nd	11	<b>Sargent Best (11)</b>	<b>1800m</b>	<b>1600m</b>	<b>1400m</b>	<b>1200m</b>	<b>1000m</b>	<b>800m</b>	<b>600m</b>	<b>400m</b>	<b>200m</b>	<b>WP</b>	<b>Average</b>	
		Position in running (margin)	-	7(4.6)	7(10.4)	5(6.4)	6(6.0)	6(5.8)	6(5.9)	7(5.3)	7(6.2)	7(5.1)		0.60
		Sectional time (s)	12.97	16.21	15.36	15.87	15.91	15.69	14.31	14.39	13.99	13.33		
		Cumulative time (s)	148.03	135.06	118.85	103.49	87.62	71.71	56.02	41.71	27.32	13.33	2:28.03	
		Speed (m/s)	13.88	12.34	13.02	12.60	12.57	12.75	13.98	13.90	14.30	15.00	13.38	
		Stride length (m)	6.21	5.66	6.05	5.97	5.98	5.94	6.28	6.25	6.29	6.36	6.09	
		Stride duration (s)	0.432	0.459	0.465	0.473	0.476	0.466	0.449	0.450	0.440	0.424	0.455	
		Stride efficiency (%)	60.26	50.07	57.28	55.61	55.85	55.19	61.53	61.09	61.84	63.30	57.98	
		Stride count	28.99	35.33	33.03	33.53	33.45	33.65	31.87	31.99	31.79	31.42	325.05	

10 m Stride length



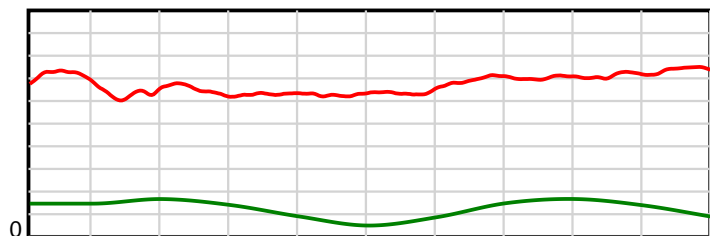
1980 m Finish

0.6 s Stride duration



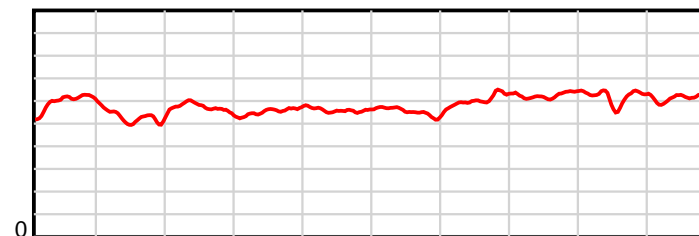
1980 m Finish

20 m/sec Speed



1980 m Finish

100 % Stride efficiency



1980 m Finish

Note: Horizontal distance axis grid lines are 200m furlongs.

## Disclaimer.

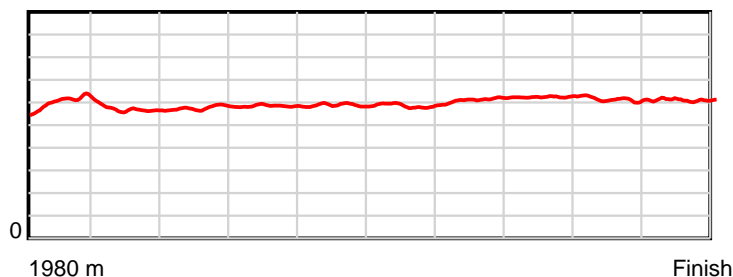
HRNZ and NZMTC and Thoroughbred Ratings Pty Ltd accepts no responsibility for the completeness or accuracy of any of the information contained herein, and makes no representations about its suitability for any particular purpose. Users should make their own judgements about those matters and/or seek independent advice. You assume all risks associated with use of the data provided on this page.

# Race Results

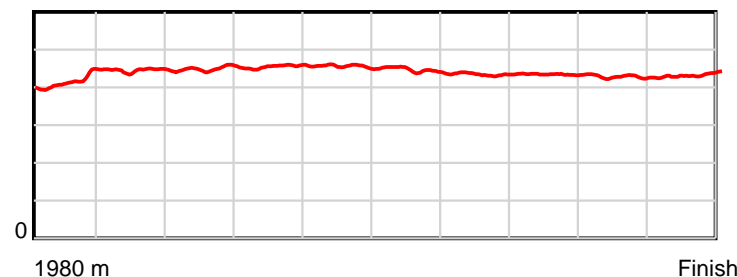
March 15, 2024, Race 11, GOLD BAND TAXIS MOBILE PACE, Distance 1980m, Addington - Survey 1980m

Result	TAB no.	Horse (Barrier)	1980 to	1800m to	1600m to	1400m to	1200m to	1000m to	800m to	600m to	400m to	200m to	Total or	Margin
3rd	2	Rocknroll Diva (2)	1800m	1600m	1400m	1200m	1000m	800m	600m	400m	200m	WP	Average	
		Position in running (margin)	-	3(1.9)	4(6.5)	4(5.2)	3(3.5)	3(3.2)	3(2.9)	2(1.7)	2(1.4)	2(1.3)		0.90
		Sectional time (s)	12.35	16.01	15.80	15.66	15.88	15.64	14.21	14.20	14.14	14.20		
		Cumulative time (s)	148.09	135.74	119.73	103.93	88.27	72.39	56.75	42.54	28.34	14.20	2:28.09	
		Speed (m/s)	14.58	12.49	12.66	12.77	12.59	12.79	14.07	14.08	14.14	14.08	13.37	
		Stride length (m)	6.03	5.56	5.68	5.81	5.74	5.71	6.12	6.12	6.04	6.10	5.88	
		Stride duration (s)	0.416	0.446	0.449	0.455	0.455	0.446	0.435	0.434	0.427	0.433	0.440	
		Stride efficiency (%)	56.88	48.39	50.46	52.74	51.40	50.89	58.48	58.47	57.10	58.15	54.07	
		Stride count	29.84	35.94	35.20	34.43	34.87	35.05	32.69	32.70	33.09	32.79	336.60	

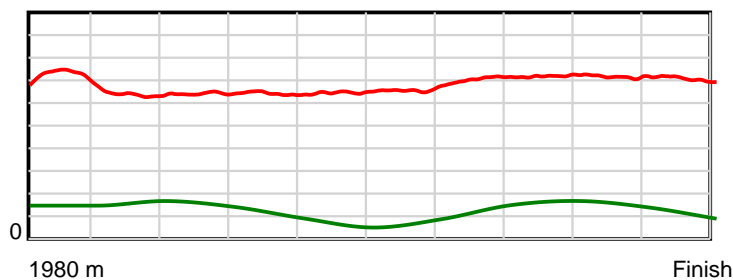
10 m Stride length



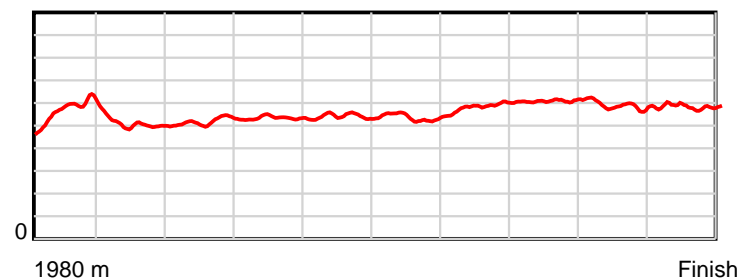
0.6 s Stride duration



20 m/sec Speed



100 % Stride efficiency



Note: Horizontal distance axis grid lines are 200m furlongs.

## Disclaimer.

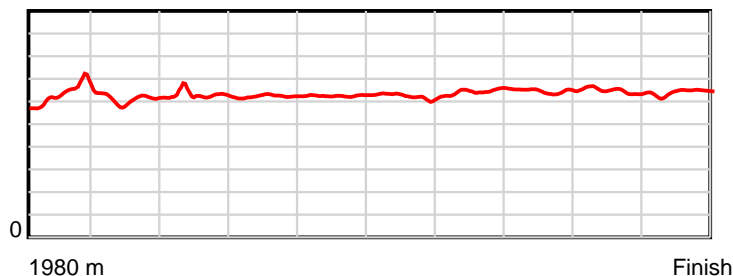
HRNZ and NZMTC and Thoroughbred Ratings Pty Ltd accepts no responsibility for the completeness or accuracy of any of the information contained herein, and makes no representations about its suitability for any particular purpose. Users should make their own judgements about those matters and/or seek independent advice. You assume all risks associated with use of the data provided on this page.

# Race Results

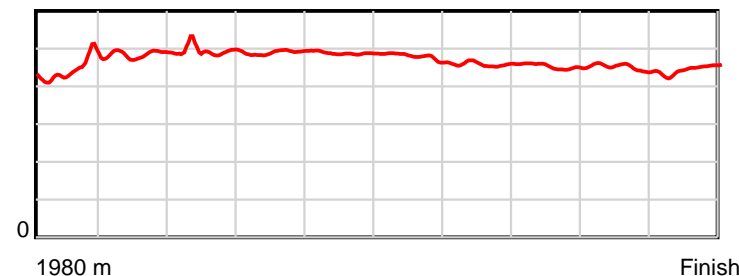
March 15, 2024, Race 11, GOLD BAND TAXIS MOBILE PACE, Distance 1980m, Addington - Survey 1980m

Result	TAB no.	Horse (Barrier)	1980 to	1800m to	1600m to	1400m to	1200m to	1000m to	800m to	600m to	400m to	200m to	Total or	Margin
4th	4	<b>Midfrew Lucre (4)</b>	<b>1800m</b>	<b>1600m</b>	<b>1400m</b>	<b>1200m</b>	<b>1000m</b>	<b>800m</b>	<b>600m</b>	<b>400m</b>	<b>200m</b>	<b>WP</b>	<b>Average</b>	
		Position in running (margin)	-	4(2.8)	5(8.6)	6(6.9)	5(5.3)	5(4.7)	5(4.5)	4(3.1)	4(3.1)	4(2.5)		0.90
		Sectional time (s)	12.44	16.20	15.76	15.66	15.84	15.65	14.17	14.25	14.06	14.07		
		Cumulative time (s)	148.10	135.66	119.46	103.70	88.04	72.20	56.55	42.38	28.13	14.07	2:28.10	
		Speed (m/s)	14.47	12.35	12.69	12.77	12.63	12.78	14.11	14.04	14.22	14.21	13.37	
		Stride length (m)	6.35	5.99	6.23	6.25	6.16	6.11	6.47	6.35	6.40	6.33	6.26	
		Stride duration (s)	0.444	0.485	0.491	0.490	0.488	0.478	0.458	0.452	0.450	0.445	0.468	
		Stride efficiency (%)	63.06	56.11	60.69	61.10	59.23	58.30	65.37	62.98	63.96	62.69	61.24	
		Stride count	28.34	33.38	32.09	31.99	32.49	32.74	30.92	31.50	31.26	31.58	316.29	

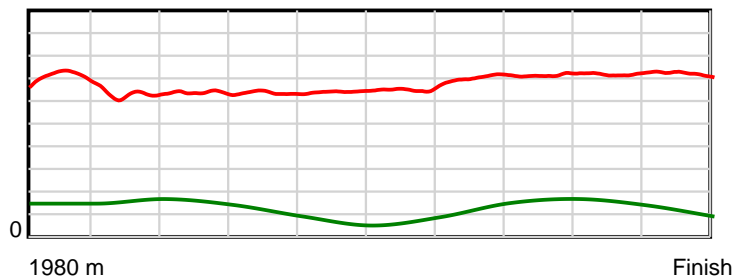
10 m Stride length



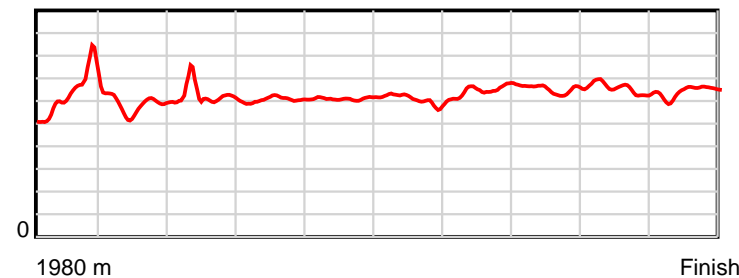
0.6 s Stride duration



20 m/sec Speed



100 % Stride efficiency



Note: Horizontal distance axis grid lines are 200m furlongs.

## Disclaimer.

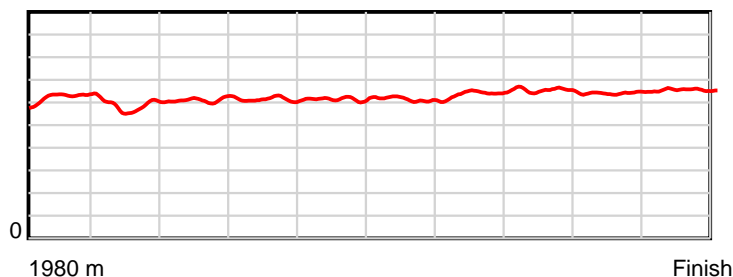
HRNZ and NZMTC and Thoroughbred Ratings Pty Ltd accepts no responsibility for the completeness or accuracy of any of the information contained herein, and makes no representations about its suitability for any particular purpose. Users should make their own judgements about those matters and/or seek independent advice. You assume all risks associated with use of the data provided on this page.

# Race Results

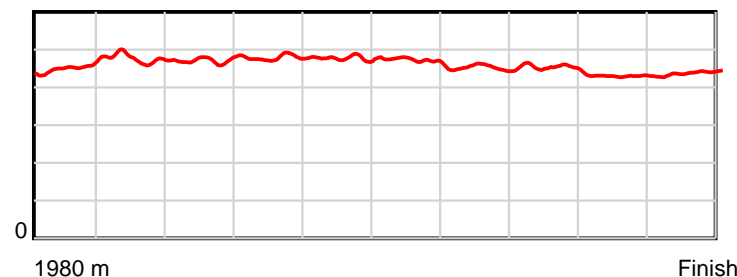
March 15, 2024, Race 11, GOLD BAND TAXIS MOBILE PACE, Distance 1980m, Addington - Survey 1980m

Result	TAB no.	Horse (Barrier)	1980 to	1800m to	1600m to	1400m to	1200m to	1000m to	800m to	600m to	400m to	200m to	Total or	Margin
5th	12	<b>Anytime At All (12)</b>	<b>1800m</b>	<b>1600m</b>	<b>1400m</b>	<b>1200m</b>	<b>1000m</b>	<b>800m</b>	<b>600m</b>	<b>400m</b>	<b>200m</b>	<b>WP</b>	<b>Average</b>	
		Position in running (margin)	-	9(6.7)	9(15.6)	9(13.0)	10(11.4)	10(10.5)	10(10.1)	9(8.5)	9(8.3)	10(6.1)		1.20
		Sectional time (s)	13.28	16.71	15.60	15.67	15.80	15.61	14.15	14.19	13.80	13.34		
		Cumulative time (s)	148.15	134.87	118.16	102.56	86.89	71.09	55.48	41.33	27.14	13.34	2:28.15	
		Speed (m/s)	13.55	11.97	12.82	12.76	12.66	12.81	14.13	14.09	14.49	14.99	13.36	
		Stride length (m)	6.26	5.71	6.05	6.11	6.05	6.03	6.38	6.37	6.23	6.58	6.17	
		Stride duration (s)	0.452	0.477	0.472	0.478	0.477	0.471	0.451	0.452	0.430	0.439	0.461	
		Stride efficiency (%)	61.20	50.90	57.25	58.25	57.12	56.83	63.60	63.44	60.62	67.64	59.42	
		Stride count	28.76	35.04	33.04	32.76	33.08	33.16	31.35	31.39	32.11	30.40	321.09	

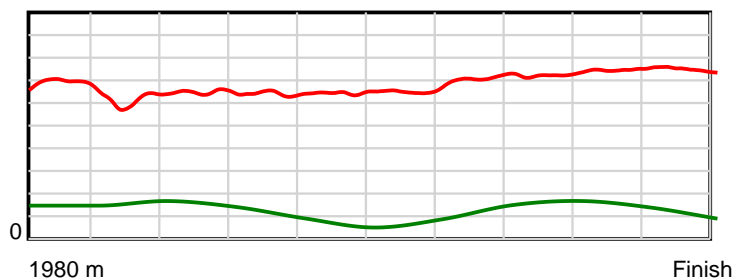
10 m Stride length



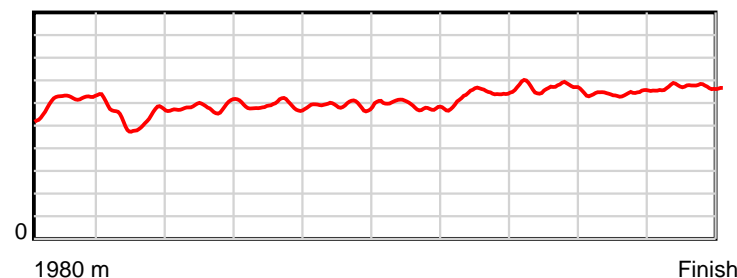
0.6 s Stride duration



20 m/sec Speed



100 % Stride efficiency



Note: Horizontal distance axis grid lines are 200m furlongs.

**Disclaimer.**

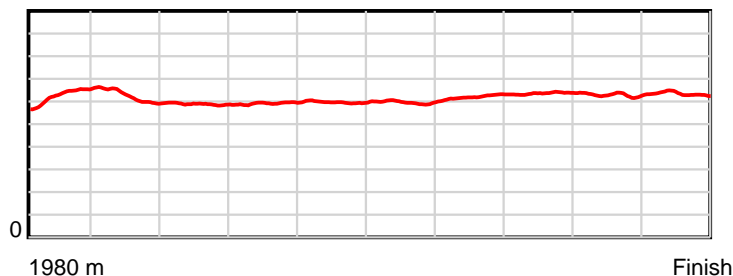
HRNZ and NZMTC and Thoroughbred Ratings Pty Ltd accepts no responsibility for the completeness or accuracy of any of the information contained herein, and makes no representations about its suitability for any particular purpose. Users should make their own judgements about those matters and/or seek independent advice. You assume all risks associated with use of the data provided on this page.

# Race Results

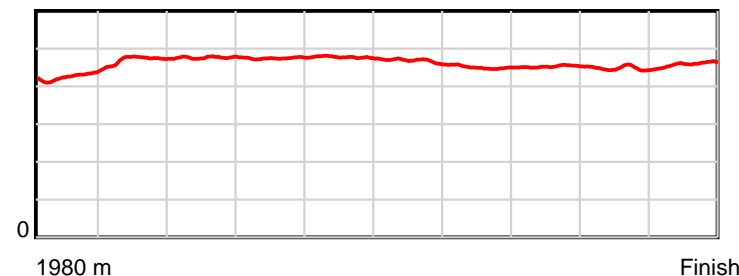
March 15, 2024, Race 11, GOLD BAND TAXIS MOBILE PACE, Distance 1980m, Addington - Survey 1980m

Result	TAB no.	Horse (Barrier)	1980 to	1800m to	1600m to	1400m to	1200m to	1000m to	800m to	600m to	400m to	200m to	Total or	Margin
6th	9	<b>Barnstormer (9)</b>	<b>1800m</b>	<b>1600m</b>	<b>1400m</b>	<b>1200m</b>	<b>1000m</b>	<b>800m</b>	<b>600m</b>	<b>400m</b>	<b>200m</b>	<b>WP</b>	<b>Average</b>	
		Position in running (margin)	-	1(0.0)	1(0.0)	1(0.0)	1(0.0)	1(0.0)	1(0.0)	1(0.0)	1(0.0)	1(0.0)		1.30
		Sectional time (s)	12.16	15.24	16.03	15.94	15.94	15.68	14.41	14.24	14.16	14.36		
		Cumulative time (s)	148.16	136.00	120.76	104.73	88.79	72.85	57.17	42.76	28.52	14.36	2:28.16	
		Speed (m/s)	14.80	13.12	12.48	12.55	12.55	12.76	13.88	14.04	14.12	13.93	13.36	
		Stride length (m)	6.32	6.18	5.94	5.96	5.99	5.97	6.25	6.35	6.32	6.39	6.16	
		Stride duration (s)	0.426	0.471	0.476	0.475	0.477	0.468	0.450	0.452	0.448	0.459	0.461	
		Stride efficiency (%)	62.48	59.78	55.17	55.42	56.08	55.61	60.99	63.10	62.43	63.80	59.31	
		Stride count	28.47	32.34	33.66	33.58	33.39	33.53	32.01	31.47	31.64	31.30	321.39	

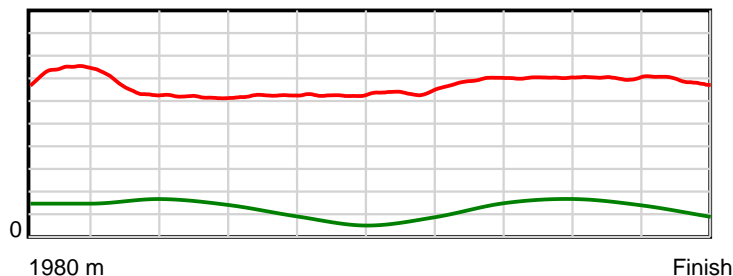
10 m Stride length



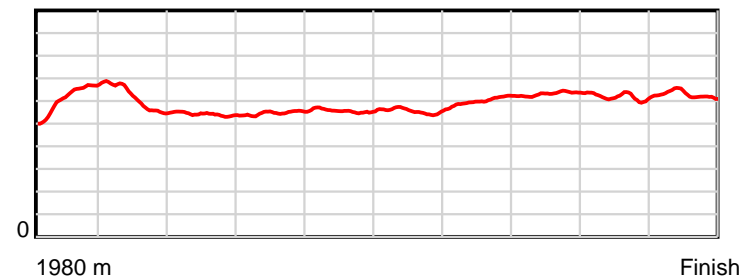
0.6 s Stride duration



20 m/sec Speed



100 % Stride efficiency



Note: Horizontal distance axis grid lines are 200m furlongs.

**Disclaimer.**

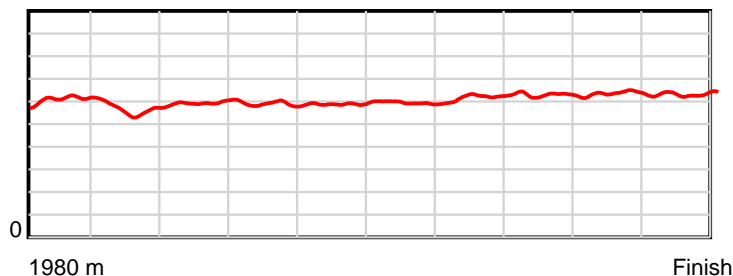
HRNZ and NZMTC and Thoroughbred Ratings Pty Ltd accepts no responsibility for the completeness or accuracy of any of the information contained herein, and makes no representations about its suitability for any particular purpose. Users should make their own judgements about those matters and/or seek independent advice. You assume all risks associated with use of the data provided on this page.

# Race Results

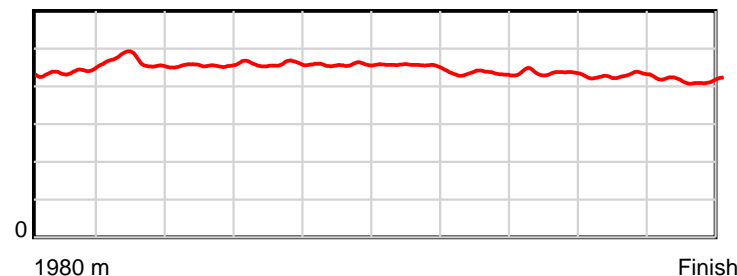
March 15, 2024, Race 11, GOLD BAND TAXIS MOBILE PACE, Distance 1980m, Addington - Survey 1980m

Result	TAB no.	Horse (Barrier)	1980 to	1800m to	1600m to	1400m to	1200m to	1000m to	800m to	600m to	400m to	200m to	Total or	Margin
7th	13	Arden's Pursui... (13)	1800m	1600m	1400m	1200m	1000m	800m	600m	400m	200m	WP	Average	
		Position in running (margin)	-	10(6.8)	10(17.7)	11(14.8)	11(13.1)	11(12.6)	11(12.9)	11(10.7)	11(9.8)	11(7.5)		1.30
		Sectional time (s)	13.24	17.06	15.55	15.65	15.85	15.73	14.04	14.10	13.77	13.18		
		Cumulative time (s)	148.17	134.93	117.87	102.32	86.67	70.82	55.09	41.05	26.95	13.18	2:28.17	
		Speed (m/s)	13.60	11.72	12.86	12.78	12.62	12.71	14.25	14.18	14.52	15.17	13.36	
		Stride length (m)	6.11	5.48	5.86	5.87	5.77	5.77	6.18	6.18	6.21	6.32	5.96	
		Stride duration (s)	0.439	0.467	0.455	0.460	0.458	0.454	0.434	0.436	0.428	0.416	0.446	
		Stride efficiency (%)	58.41	46.87	53.61	53.92	52.10	52.03	59.63	59.75	60.22	62.32	55.56	
		Stride count	29.44	36.52	34.15	34.05	34.64	34.66	32.38	32.34	32.22	31.67	332.07	

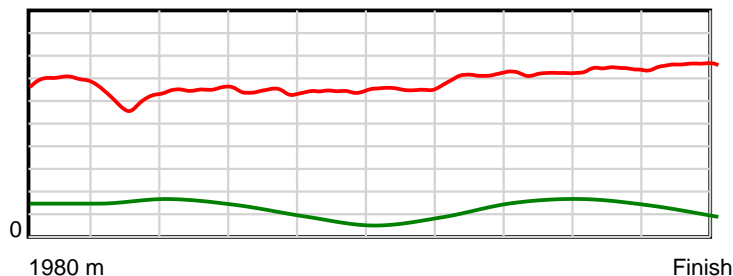
10 m Stride length



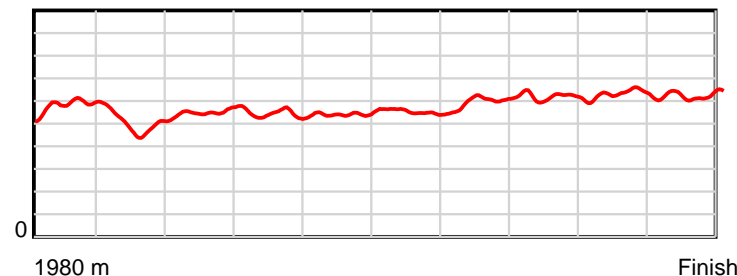
0.6 s Stride duration



20 m/sec Speed



100 % Stride efficiency



Note: Horizontal distance axis grid lines are 200m furlongs.

**Disclaimer.**

HRNZ and NZMTC and Thoroughbred Ratings Pty Ltd accepts no responsibility for the completeness or accuracy of any of the information contained herein, and makes no representations about its suitability for any particular purpose. Users should make their own judgements about those matters and/or seek independent advice. You assume all risks associated with use of the data provided on this page.

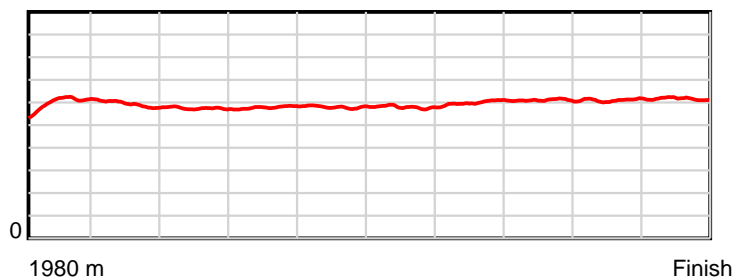


# Race Results

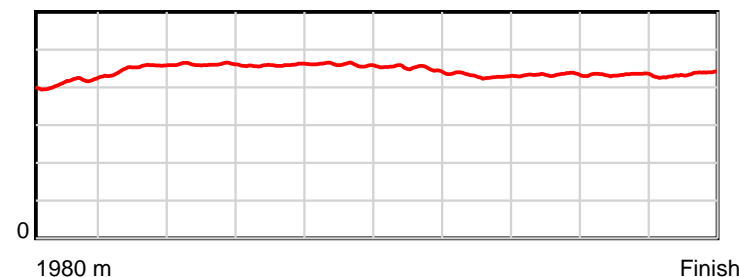
March 15, 2024, Race 11, GOLD BAND TAXIS MOBILE PACE, Distance 1980m, Addington - Survey 1980m

Result	TAB no.	Horse (Barrier)	1980 to	1800m to	1600m to	1400m to	1200m to	1000m to	800m to	600m to	400m to	200m to	Total or	Margin
8th	1	Betterwithblin... (1)	1800m	1600m	1400m	1200m	1000m	800m	600m	400m	200m	WP	Average	
		Position in running (margin)	-	2(1.1)	2(1.5)	2(1.8)	2(1.8)	2(1.9)	2(2.2)	3(1.7)	3(1.7)	3(1.7)		1.40
		Sectional time (s)	12.41	15.31	16.08	15.94	15.95	15.72	14.34	14.24	14.15	14.05		
		Cumulative time (s)	148.19	135.78	120.47	104.39	88.45	72.50	56.78	42.44	28.20	14.05	2:28.19	
		Speed (m/s)	14.50	13.06	12.44	12.55	12.54	12.72	13.95	14.04	14.13	14.23	13.36	
		Stride length (m)	6.03	5.88	5.74	5.76	5.77	5.73	6.01	6.08	6.13	6.18	5.93	
		Stride duration (s)	0.414	0.450	0.461	0.459	0.460	0.451	0.431	0.433	0.434	0.434	0.444	
		Stride efficiency (%)	56.89	54.10	51.41	51.78	52.08	51.35	56.38	57.86	58.66	59.74	54.87	
		Stride count	29.83	33.99	34.87	34.75	34.64	34.89	33.30	32.87	32.64	32.35	334.13	

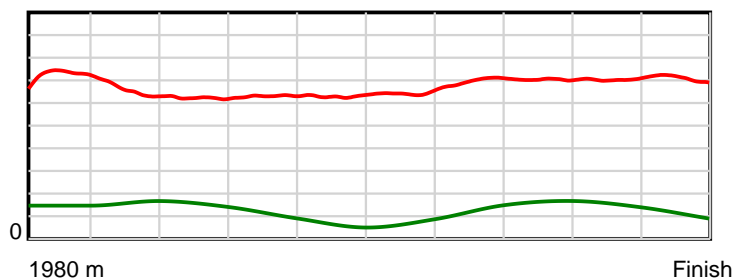
10 m Stride length



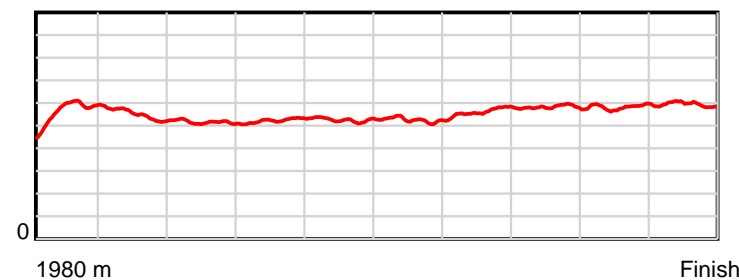
0.6 s Stride duration



20 m/sec Speed



100 % Stride efficiency



Note: Horizontal distance axis grid lines are 200m furlongs.

## Disclaimer.

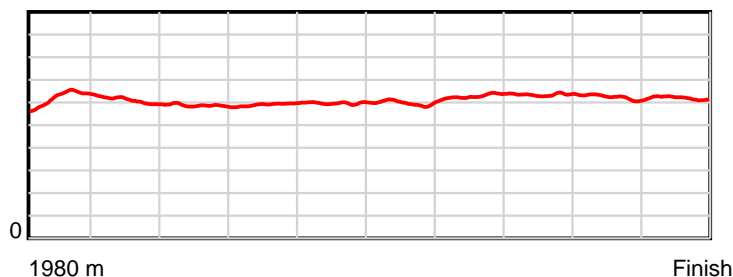
HRNZ and NZMTC and Thoroughbred Ratings Pty Ltd accepts no responsibility for the completeness or accuracy of any of the information contained herein, and makes no representations about its suitability for any particular purpose. Users should make their own judgements about those matters and/or seek independent advice. You assume all risks associated with use of the data provided on this page.

# Race Results

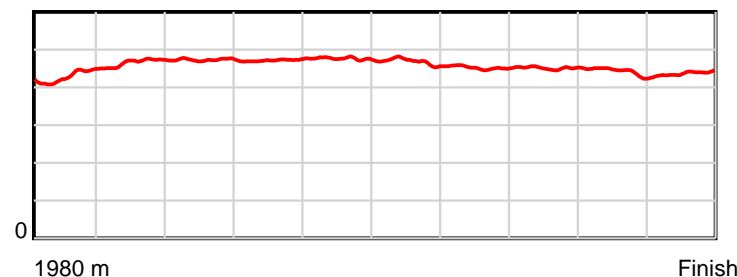
March 15, 2024, Race 11, GOLD BAND TAXIS MOBILE PACE, Distance 1980m, Addington - Survey 1980m

Result	TAB no.	Horse (Barrier)	1980 to	1800m to	1600m to	1400m to	1200m to	1000m to	800m to	600m to	400m to	200m to	Total or	Margin
9th	10	<b>Sky Vale (10)</b>	<b>1800m</b>	<b>1600m</b>	<b>1400m</b>	<b>1200m</b>	<b>1000m</b>	<b>800m</b>	<b>600m</b>	<b>400m</b>	<b>200m</b>	<b>WP</b>	<b>Average</b>	
		Position in running (margin)	-	5(3.0)	3(3.6)	3(3.7)	4(3.7)	4(4.0)	4(3.9)	5(3.5)	5(3.5)	5(3.2)		2.40
		Sectional time (s)	12.67	15.35	16.04	15.94	15.99	15.66	14.35	14.23	14.12	14.02		
		Cumulative time (s)	148.37	135.70	120.35	104.31	88.37	72.38	56.72	42.37	28.14	14.02	2:28.37	
		Speed (m/s)	14.21	13.03	12.47	12.55	12.51	12.77	13.94	14.05	14.16	14.27	13.35	
		Stride length (m)	6.30	6.07	5.90	5.92	5.95	5.98	6.30	6.34	6.25	6.25	6.12	
		Stride duration (s)	0.430	0.466	0.473	0.472	0.476	0.468	0.452	0.451	0.442	0.438	0.459	
		Stride efficiency (%)	62.00	57.57	54.39	54.75	55.38	55.80	62.09	62.88	61.12	60.98	58.52	
		Stride count	28.58	32.95	33.90	33.79	33.60	33.47	31.73	31.53	31.98	32.01	323.54	

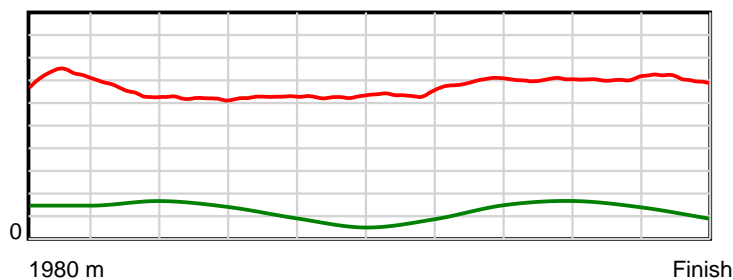
10 m Stride length



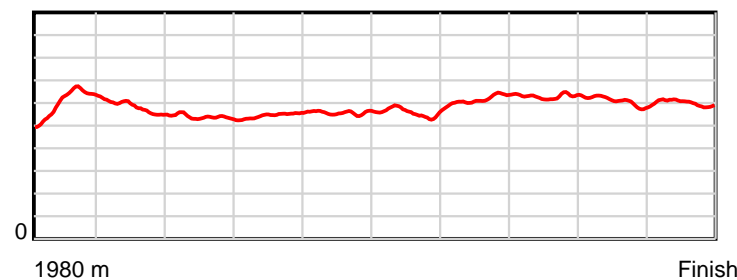
0.6 s Stride duration



20 m/sec Speed



100 % Stride efficiency



Note: Horizontal distance axis grid lines are 200m furlongs.

## Disclaimer.

HRNZ and NZMTC and Thoroughbred Ratings Pty Ltd accepts no responsibility for the completeness or accuracy of any of the information contained herein, and makes no representations about its suitability for any particular purpose. Users should make their own judgements about those matters and/or seek independent advice. You assume all risks associated with use of the data provided on this page.



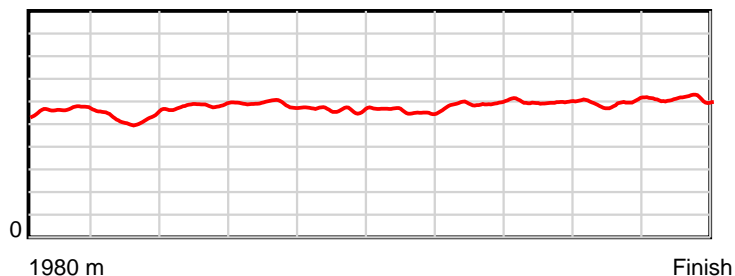
# Race Results



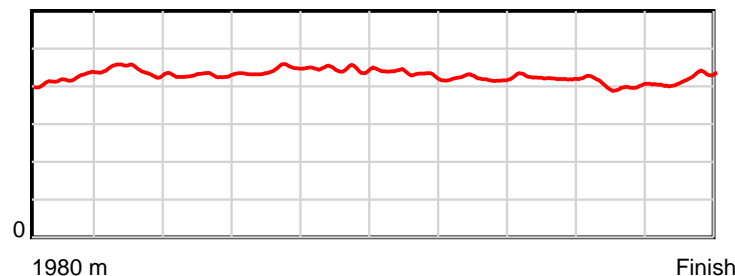
March 15, 2024, Race 11, GOLD BAND TAXIS MOBILE PACE, Distance 1980m, Addington - Survey 1980m

Result	TAB no.	Horse (Barrier)	1980 to	1800m to	1600m to	1400m to	1200m to	1000m to	800m to	600m to	400m to	200m to	Total or	Margin
10th	7	<b>Sweet Spirit (7)</b>	<b>1800m</b>	<b>1600m</b>	<b>1400m</b>	<b>1200m</b>	<b>1000m</b>	<b>800m</b>	<b>600m</b>	<b>400m</b>	<b>200m</b>	<b>WP</b>	<b>Average</b>	
		Position in running (margin)	-	11(7.7)	12(21.6)	10(14.5)	9(9.7)	9(9.8)	9(9.9)	10(8.9)	10(8.8)	8(5.5)		3.30
		Sectional time (s)	13.35	17.55	14.85	15.14	15.95	15.69	14.26	14.22	13.62	13.89		
		Cumulative time (s)	148.52	135.17	117.62	102.77	87.63	71.68	55.99	41.73	27.51	13.89	2:28.52	
		Speed (m/s)	13.48	11.40	13.47	13.21	12.54	12.75	14.03	14.06	14.68	14.40	13.33	
		Stride length (m)	5.65	5.05	5.78	5.85	5.59	5.52	5.90	5.95	5.93	6.05	5.71	
		Stride duration (s)	0.420	0.443	0.429	0.443	0.446	0.433	0.421	0.423	0.404	0.420	0.429	
		Stride efficiency (%)	49.94	39.82	52.14	53.49	48.90	47.66	54.42	55.26	55.00	57.12	51.01	
		Stride count	31.84	39.62	34.62	34.19	35.75	36.21	33.89	33.63	33.71	33.08	346.54	

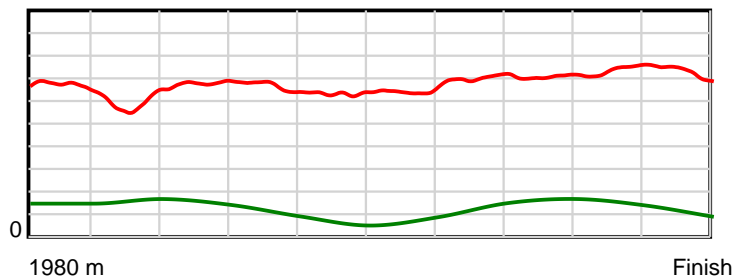
10 m Stride length



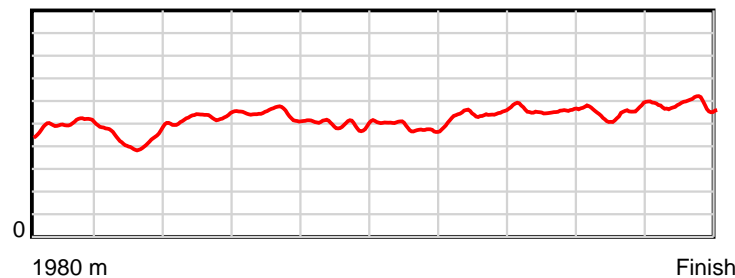
0.6 s Stride duration



20 m/sec Speed



100 % Stride efficiency



Note: Horizontal distance axis grid lines are 200m furlongs.

## Disclaimer.

HRNZ and NZMTC and Thoroughbred Ratings Pty Ltd accepts no responsibility for the completeness or accuracy of any of the information contained herein, and makes no representations about its suitability for any particular purpose. Users should make their own judgements about those matters and/or seek independent advice. You assume all risks associated with use of the data provided on this page.



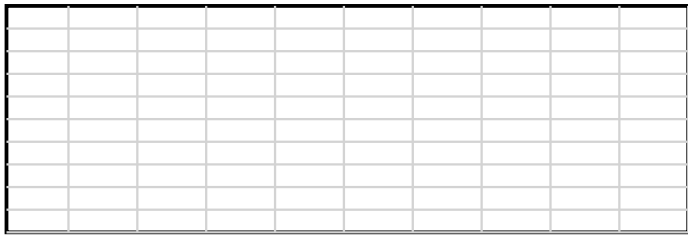
# Race Results



March 15, 2024, Race 11, GOLD BAND TAXIS MOBILE PACE, Distance 1980m, Addington - Survey 1980m


Result	TAB no.	Horse (Barrier)	1980 to	1800m to	1600m to	1400m to	1200m to	1000m to	800m to	600m to	400m to	200m to	Total or	Margin
11th	8	<b>Touch N Go (8)</b>												
		Position in running (margin)												
		Sectional time (s)												
		Cumulative time (s)												
		Speed (m/s)												
		Stride length (m)												
		Stride duration (s)												
		Stride efficiency (%)												
		Stride count												

10 m Stride length



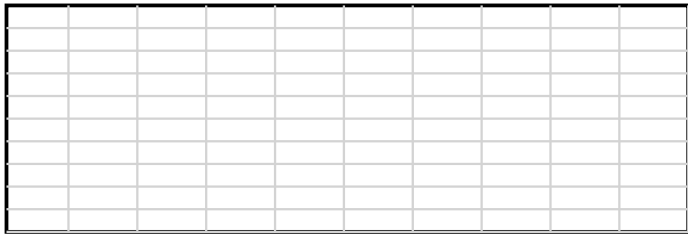
1980 m Finish

0.6 s Stride duration



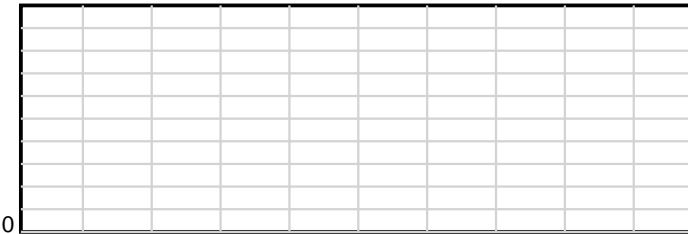
1980 m Finish

20 m/sec Speed



1980 m Finish

100 % Stride efficiency



1980 m Finish

Note: Horizontal distance axis grid lines are 200m furlongs.

**Disclaimer.**

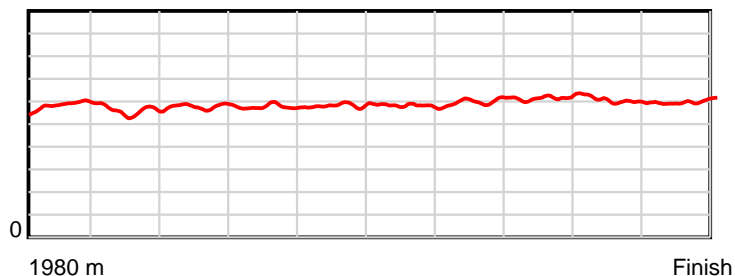
HRNZ and NZMTC and Thoroughbred Ratings Pty Ltd accepts no responsibility for the completeness or accuracy of any of the information contained herein, and makes no representations about its suitability for any particular purpose. Users should make their own judgements about those matters and/or seek independent advice. You assume all risks associated with use of the data provided on this page.

# Race Results

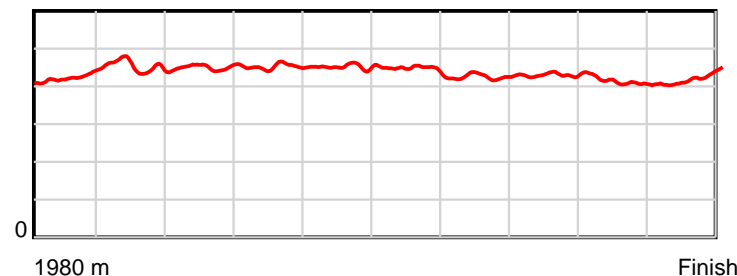
March 15, 2024, Race 11, GOLD BAND TAXIS MOBILE PACE, Distance 1980m, Addington - Survey 1980m

Result	TAB no.	Horse (Barrier)	1980 to	1800m to	1600m to	1400m to	1200m to	1000m to	800m to	600m to	400m to	200m to	Total or	Margin
12th	3	<b>Spirited Lou (3)</b>	<b>1800m</b>	<b>1600m</b>	<b>1400m</b>	<b>1200m</b>	<b>1000m</b>	<b>800m</b>	<b>600m</b>	<b>400m</b>	<b>200m</b>	<b>WP</b>	<b>Average</b>	
		Position in running (margin)	-	8(5.4)	8(13.4)	8(11.1)	8(9.0)	8(8.7)	8(8.8)	8(6.9)	8(7.3)	9(5.6)		4.40
		Sectional time (s)	12.93	16.56	15.65	15.59	15.89	15.70	14.09	14.30	13.88	14.14		
		Cumulative time (s)	148.73	135.80	119.24	103.59	88.00	72.11	56.41	42.32	28.02	14.14	2:28.73	
		Speed (m/s)	13.92	12.08	12.78	12.83	12.59	12.74	14.19	13.99	14.41	14.14	13.31	
		Stride length (m)	5.87	5.48	5.76	5.79	5.70	5.67	6.05	6.01	5.92	5.99	5.82	
		Stride duration (s)	0.423	0.454	0.451	0.451	0.452	0.445	0.426	0.430	0.411	0.423	0.437	
		Stride efficiency (%)	53.78	46.94	51.89	52.44	50.69	50.29	57.14	56.50	54.75	56.01	52.90	
		Stride count	30.68	36.49	34.71	34.52	35.12	35.25	33.07	33.26	33.79	33.41	340.30	

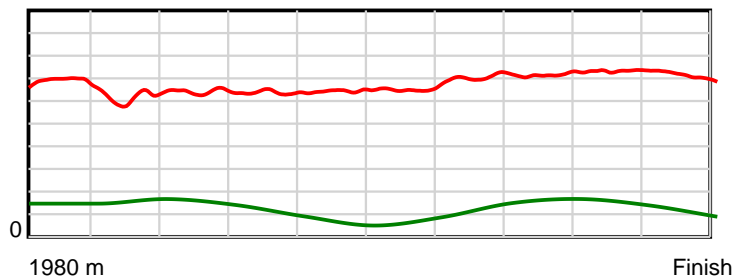
10 m Stride length



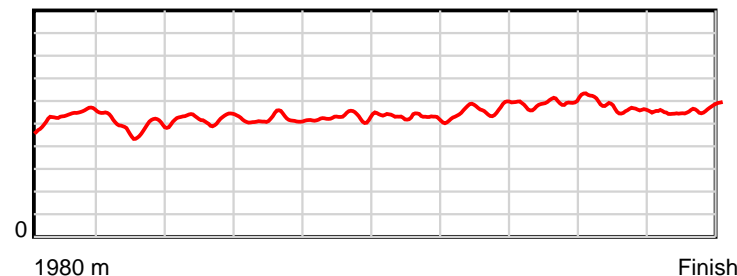
0.6 s Stride duration



20 m/sec Speed



100 % Stride efficiency



Note: Horizontal distance axis grid lines are 200m furlongs.

**Disclaimer.**

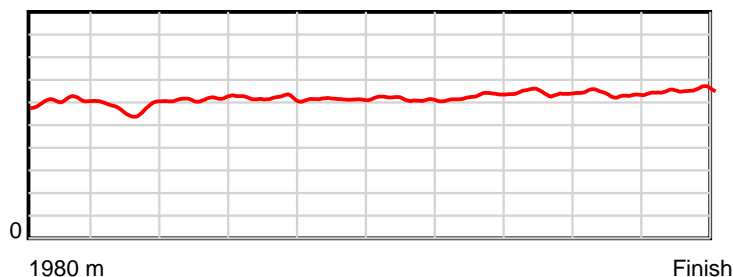
HRNZ and NZMTC and Thoroughbred Ratings Pty Ltd accepts no responsibility for the completeness or accuracy of any of the information contained herein, and makes no representations about its suitability for any particular purpose. Users should make their own judgements about those matters and/or seek independent advice. You assume all risks associated with use of the data provided on this page.

# Race Results

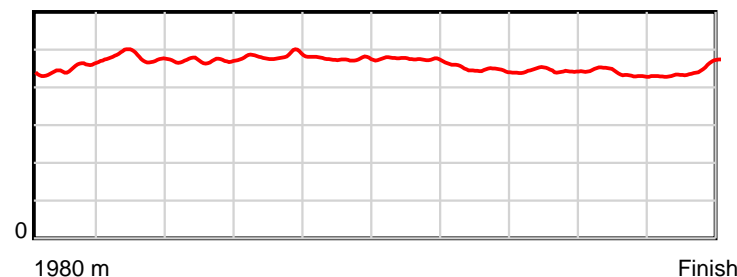
March 15, 2024, Race 11, GOLD BAND TAXIS MOBILE PACE, Distance 1980m, Addington - Survey 1980m

Result	TAB no.	Horse (Barrier)	1980 to	1800m to	1600m to	1400m to	1200m to	1000m to	800m to	600m to	400m to	200m to	Total or	Margin
13th	6	<b>Lord Mudrick (6)</b>	<b>1800m</b>	<b>1600m</b>	<b>1400m</b>	<b>1200m</b>	<b>1000m</b>	<b>800m</b>	<b>600m</b>	<b>400m</b>	<b>200m</b>	<b>WP</b>	<b>Average</b>	
		Position in running (margin)	-	12(7.8)	11(19.7)	12(16.0)	12(14.8)	12(14.1)	12(14.9)	12(13.5)	12(11.3)	12(8.4)		5.10
		Sectional time (s)	13.40	17.23	15.40	15.74	15.82	15.82	14.17	13.89	13.68	13.69		
		Cumulative time (s)	148.84	135.44	118.21	102.81	87.07	71.25	55.43	41.26	27.37	13.69	2:28.84	
		Speed (m/s)	13.43	11.61	12.99	12.71	12.64	12.64	14.11	14.40	14.62	14.61	13.30	
		Stride length (m)	6.02	5.58	6.11	6.15	6.00	5.99	6.31	6.39	6.40	6.52	6.14	
		Stride duration (s)	0.449	0.481	0.470	0.484	0.475	0.474	0.447	0.444	0.438	0.446	0.461	
		Stride efficiency (%)	56.72	48.73	58.31	59.03	56.33	56.15	62.13	63.85	64.03	66.37	58.87	
		Stride count	29.88	35.82	32.74	32.54	33.31	33.37	31.72	31.29	31.24	30.69	322.60	

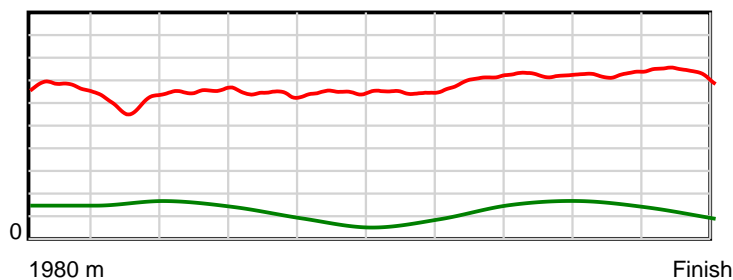
10 m Stride length



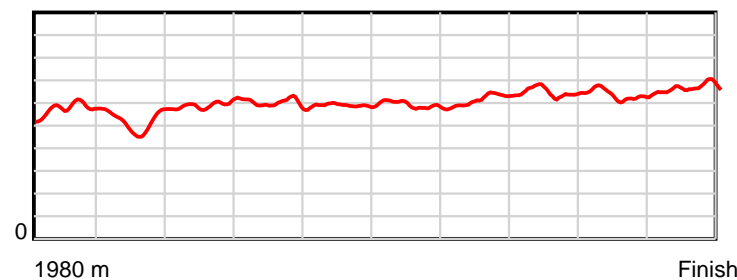
0.6 s Stride duration



20 m/sec Speed



100 % Stride efficiency



Note: Horizontal distance axis grid lines are 200m furlongs.

**Disclaimer.**

HRNZ and NZMTC and Thoroughbred Ratings Pty Ltd accepts no responsibility for the completeness or accuracy of any of the information contained herein, and makes no representations about its suitability for any particular purpose. Users should make their own judgements about those matters and/or seek independent advice. You assume all risks associated with use of the data provided on this page.