



Race Results

NZ Metropolitan Trotting Club Inc, HRNZ, March 15, 2024

Compilation date: March 15, 2024, 8:50:33 PM (NZDT)

Copyright © 2024 HRNZ and NZMTC. All rights reserved.

Trademarks.

StrideMASTER is a registered trademark of Thoroughbred Ratings Pty Ltd.

Disclaimer.

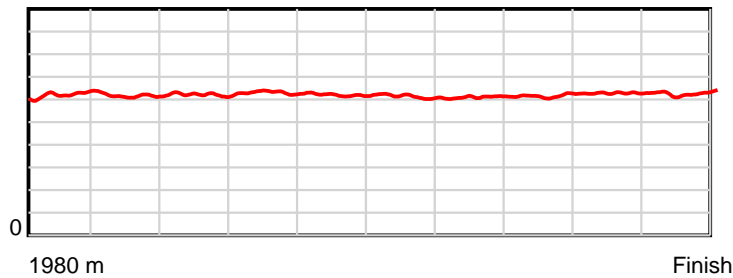
HRNZ and NZMTC and Thoroughbred Ratings Pty Ltd accepts no responsibility for the completeness or accuracy of any of the information contained herein, and makes no representations about its suitability for any particular purpose. Users should make their own judgements about those matters and/or seek independent advice. You assume all risks associated with use of the data provided on this page.

Race Results

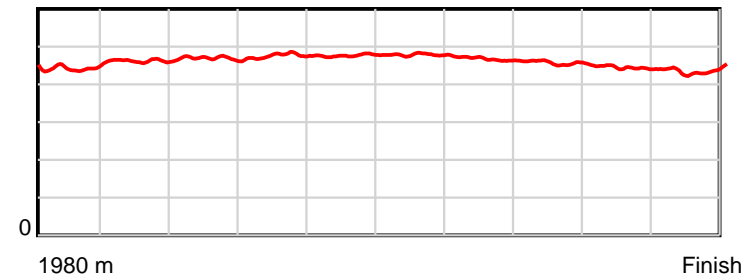
March 15, 2024, Race 9, FAHEY FENCE HIRE MOBILE TROT, Distance 1980m, Addington - Survey 1980m

| Result | TAB no. | Horse (Barrier) | 1980 to | 1800m to | 1600m to | 1400m to | 1200m to | 1000m to | 800m to | 600m to | 400m to | 200m to | Total or | Margin |
|--------|---------|------------------------------|--------------|--------------|--------------|--------------|--------------|-------------|-------------|-------------|-------------|-----------|----------------|--------|
| 1st | 8 | Eurostyle (7) | 1800m | 1600m | 1400m | 1200m | 1000m | 800m | 600m | 400m | 200m | WP | Average | |
| | | Position in running (margin) | - | 5(2.8) | 6(5.6) | 4(3.7) | 3(2.7) | 2(2.5) | 2(0.7) | 2(0.2) | 1(0.0) | 1(0.0) | | 0.00 |
| | | Sectional time (s) | 12.79 | 15.56 | 15.52 | 15.05 | 15.60 | 15.90 | 15.31 | 15.04 | 14.38 | 14.02 | | |
| | | Cumulative time (s) | 149.17 | 136.38 | 120.82 | 105.30 | 90.25 | 74.65 | 58.75 | 43.44 | 28.40 | 14.02 | 2:29.17 | |
| | | Speed (m/s) | 14.07 | 12.85 | 12.89 | 13.29 | 12.82 | 12.58 | 13.06 | 13.30 | 13.91 | 14.27 | 13.27 | |
| | | Stride length (m) | 6.22 | 5.94 | 6.05 | 6.32 | 6.11 | 6.02 | 6.09 | 6.07 | 6.17 | 6.24 | 6.12 | |
| | | Stride duration (s) | 0.443 | 0.462 | 0.469 | 0.476 | 0.476 | 0.478 | 0.466 | 0.456 | 0.444 | 0.438 | 0.461 | |
| | | Stride efficiency (%) | 60.53 | 55.17 | 57.12 | 62.51 | 58.29 | 56.60 | 57.94 | 57.52 | 59.56 | 60.92 | 58.54 | |
| | | Stride count | 28.92 | 33.66 | 33.08 | 31.62 | 32.75 | 33.23 | 32.84 | 32.97 | 32.39 | 32.03 | 323.49 | |

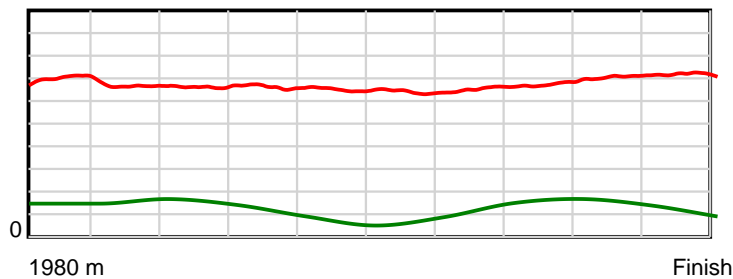
10 m Stride length



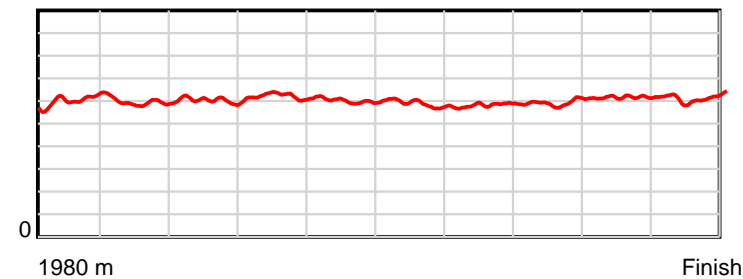
0.6 s Stride duration



20 m/sec Speed



100 % Stride efficiency



Note: Horizontal distance axis grid lines are 200m furlongs.

Disclaimer.

HRNZ and NZMTC and Thoroughbred Ratings Pty Ltd accepts no responsibility for the completeness or accuracy of any of the information contained herein, and makes no representations about its suitability for any particular purpose. Users should make their own judgements about those matters and/or seek independent advice. You assume all risks associated with use of the data provided on this page.

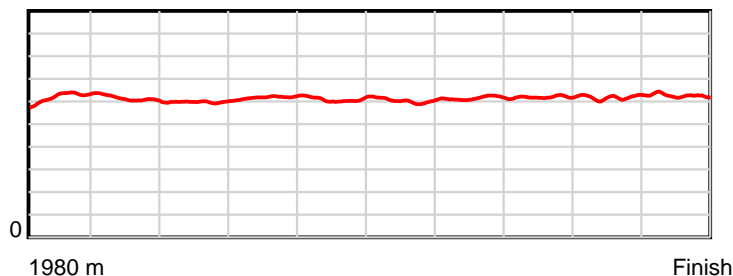


Race Results

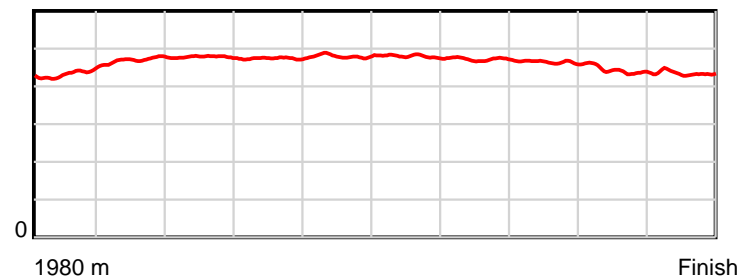
March 15, 2024, Race 9, FAHEY FENCE HIRE MOBILE TROT, Distance 1980m, Addington - Survey 1980m

| Result | TAB no. | Horse (Barrier) | 1980 to | 1800m to | 1600m to | 1400m to | 1200m to | 1000m to | 800m to | 600m to | 400m to | 200m to | Total or | Margin |
|--------|---------|------------------------------|---------|----------|----------|----------|----------|----------|---------|---------|---------|---------|----------|--------|
| 2nd | 2 | Aldebaran Flos... (1) | 1800m | 1600m | 1400m | 1200m | 1000m | 800m | 600m | 400m | 200m | WP | Average | |
| | | Position in running (margin) | - | 3(1.5) | 4(4.1) | 5(4.2) | 6(5.4) | 6(6.3) | 7(5.9) | 7(6.0) | 8(5.8) | 6(5.7) | | 4.70 |
| | | Sectional time (s) | 12.50 | 15.51 | 15.86 | 15.41 | 15.78 | 16.14 | 15.40 | 15.05 | 14.35 | 14.01 | | |
| | | Cumulative time (s) | 150.01 | 137.51 | 122.00 | 106.14 | 90.73 | 74.95 | 58.81 | 43.41 | 28.36 | 14.01 | 2:30.01 | |
| | | Speed (m/s) | 14.40 | 12.89 | 12.61 | 12.98 | 12.67 | 12.39 | 12.99 | 13.29 | 13.94 | 14.28 | 13.20 | |
| | | Stride length (m) | 6.25 | 6.07 | 6.03 | 6.15 | 6.08 | 5.94 | 6.13 | 6.17 | 6.16 | 6.20 | 6.11 | |
| | | Stride duration (s) | 0.433 | 0.471 | 0.478 | 0.474 | 0.480 | 0.479 | 0.472 | 0.464 | 0.442 | 0.435 | 0.463 | |
| | | Stride efficiency (%) | 60.96 | 57.53 | 56.75 | 59.08 | 57.81 | 55.10 | 58.67 | 59.47 | 59.39 | 60.10 | 58.43 | |
| | | Stride count | 28.82 | 32.96 | 33.19 | 32.53 | 32.88 | 33.68 | 32.64 | 32.42 | 32.44 | 32.25 | 323.81 | |

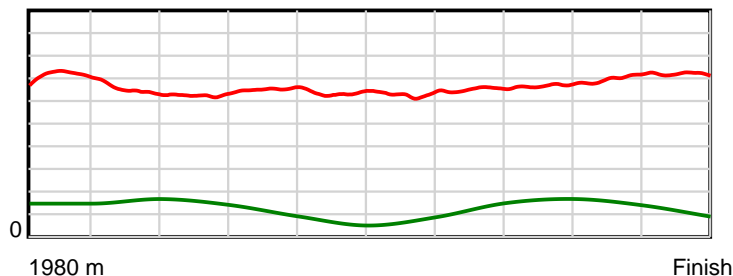
10 m Stride length



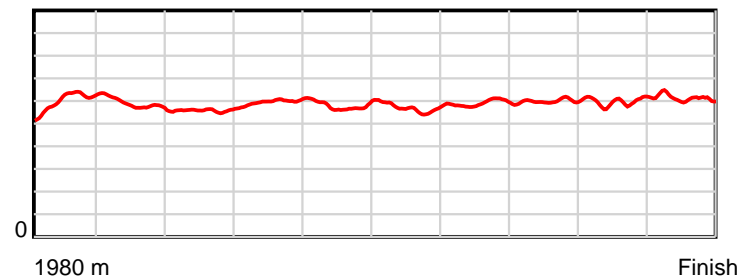
0.6 s Stride duration



20 m/sec Speed



100 % Stride efficiency



Note: Horizontal distance axis grid lines are 200m furlongs.

Disclaimer.

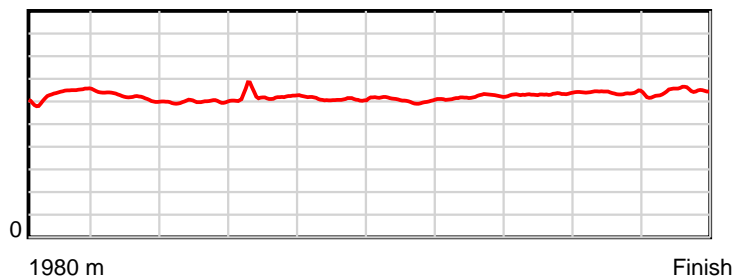
HRNZ and NZMTC and Thoroughbred Ratings Pty Ltd accepts no responsibility for the completeness or accuracy of any of the information contained herein, and makes no representations about its suitability for any particular purpose. Users should make their own judgements about those matters and/or seek independent advice. You assume all risks associated with use of the data provided on this page.

Race Results

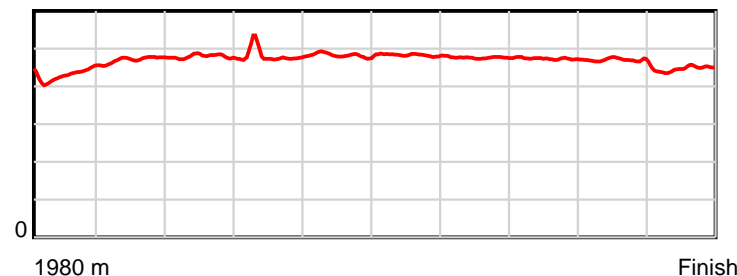
March 15, 2024, Race 9, FAHEY FENCE HIRE MOBILE TROT, Distance 1980m, Addington - Survey 1980m

| Result | TAB no. | Horse (Barrier) | 1980 to | 1800m to | 1600m to | 1400m to | 1200m to | 1000m to | 800m to | 600m to | 400m to | 200m to | Total or | Margin |
|--------|---------|------------------------------|---------|----------|----------|----------|----------|----------|---------|---------|---------|---------|----------|--------|
| 3rd | 5 | Hanover Da Moo... (4) | 1800m | 1600m | 1400m | 1200m | 1000m | 800m | 600m | 400m | 200m | WP | Average | |
| | | Position in running (margin) | - | 1(0.0) | 2(1.9) | 2(2.4) | 4(3.3) | 5(4.7) | 5(4.3) | 5(4.2) | 6(4.4) | 7(6.3) | | 5.40 |
| | | Sectional time (s) | 12.40 | 15.39 | 15.93 | 15.36 | 15.87 | 16.14 | 15.37 | 15.11 | 14.70 | 13.86 | | |
| | | Cumulative time (s) | 150.13 | 137.73 | 122.34 | 106.41 | 91.05 | 75.18 | 59.04 | 43.67 | 28.56 | 13.86 | 2:30.13 | |
| | | Speed (m/s) | 14.51 | 13.00 | 12.55 | 13.02 | 12.60 | 12.39 | 13.01 | 13.24 | 13.61 | 14.43 | 13.19 | |
| | | Stride length (m) | 6.29 | 6.13 | 6.01 | 6.25 | 6.07 | 5.98 | 6.19 | 6.26 | 6.38 | 6.45 | 6.20 | |
| | | Stride duration (s) | 0.431 | 0.471 | 0.478 | 0.480 | 0.482 | 0.483 | 0.476 | 0.473 | 0.469 | 0.447 | 0.470 | |
| | | Stride efficiency (%) | 61.88 | 58.64 | 56.36 | 60.97 | 57.63 | 55.88 | 59.92 | 61.29 | 63.54 | 65.04 | 60.00 | |
| | | Stride count | 28.60 | 32.65 | 33.30 | 32.02 | 32.93 | 33.45 | 32.30 | 31.94 | 31.36 | 31.00 | 319.55 | |

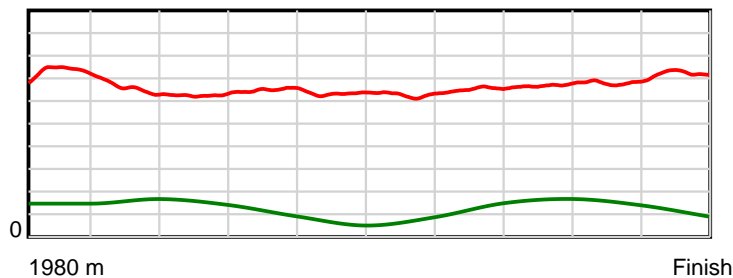
10 m Stride length



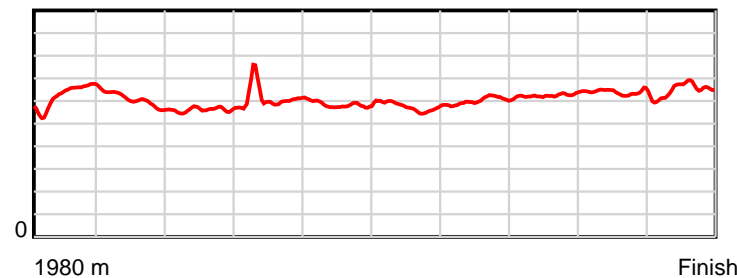
0.6 s Stride duration



20 m/sec Speed



100 % Stride efficiency



Note: Horizontal distance axis grid lines are 200m furlongs.

Disclaimer.

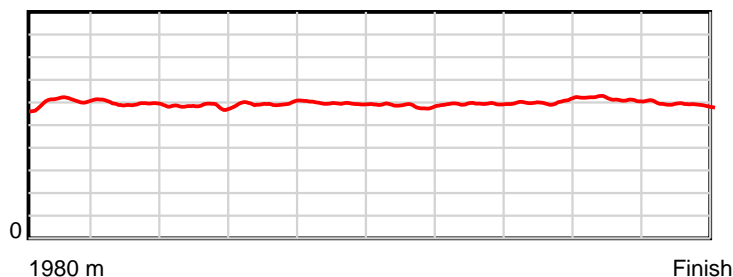
HRNZ and NZMTC and Thoroughbred Ratings Pty Ltd accepts no responsibility for the completeness or accuracy of any of the information contained herein, and makes no representations about its suitability for any particular purpose. Users should make their own judgements about those matters and/or seek independent advice. You assume all risks associated with use of the data provided on this page.

Race Results

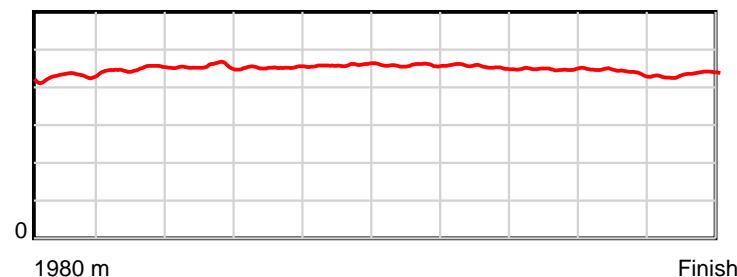
March 15, 2024, Race 9, FAHEY FENCE HIRE MOBILE TROT, Distance 1980m, Addington - Survey 1980m

| Result | TAB no. | Horse (Barrier) | 1980 to | 1800m to | 1600m to | 1400m to | 1200m to | 1000m to | 800m to | 600m to | 400m to | 200m to | Total or | Margin |
|--------|---------|------------------------------|--------------|--------------|--------------|--------------|--------------|-------------|-------------|-------------|-------------|-----------|----------------|--------|
| 4th | 4 | Feel The Momen... (3) | 1800m | 1600m | 1400m | 1200m | 1000m | 800m | 600m | 400m | 200m | WP | Average | |
| | | Position in running (margin) | - | 7(3.6) | 5(4.9) | 6(4.3) | 5(3.6) | 4(4.1) | 4(3.1) | 4(2.5) | 3(2.1) | 2(2.0) | | 5.50 |
| | | Sectional time (s) | 12.95 | 15.30 | 15.73 | 15.11 | 15.71 | 16.04 | 15.29 | 15.00 | 14.38 | 14.65 | | |
| | | Cumulative time (s) | 150.16 | 137.21 | 121.91 | 106.18 | 91.07 | 75.36 | 59.32 | 44.03 | 29.03 | 14.65 | 2:30.16 | |
| | | Speed (m/s) | 13.90 | 13.07 | 12.71 | 13.24 | 12.73 | 12.47 | 13.08 | 13.33 | 13.91 | 13.65 | 13.19 | |
| | | Stride length (m) | 6.04 | 5.87 | 5.78 | 5.99 | 5.84 | 5.72 | 5.94 | 5.98 | 6.13 | 5.93 | 5.92 | |
| | | Stride duration (s) | 0.429 | 0.449 | 0.455 | 0.453 | 0.459 | 0.458 | 0.454 | 0.448 | 0.441 | 0.434 | 0.449 | |
| | | Stride efficiency (%) | 56.94 | 53.87 | 52.27 | 56.06 | 53.37 | 51.05 | 55.22 | 55.87 | 58.77 | 55.01 | 54.76 | |
| | | Stride count | 29.82 | 34.06 | 34.58 | 33.39 | 34.22 | 34.99 | 33.64 | 33.45 | 32.61 | 33.71 | 334.47 | |

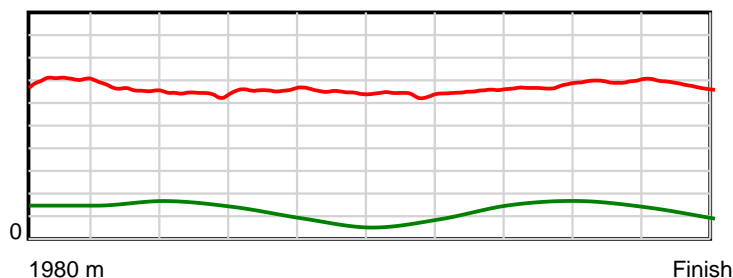
10 m Stride length



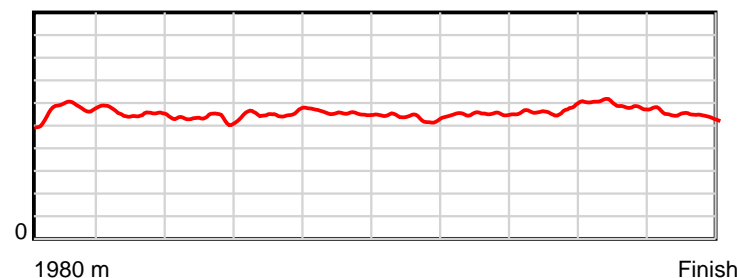
0.6 s Stride duration



20 m/sec Speed



100 % Stride efficiency



Note: Horizontal distance axis grid lines are 200m furlongs.

Disclaimer.

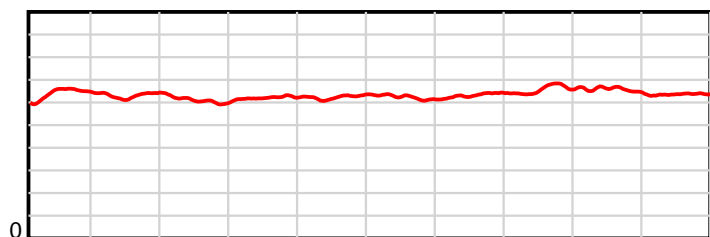
HRNZ and NZMTC and Thoroughbred Ratings Pty Ltd accepts no responsibility for the completeness or accuracy of any of the information contained herein, and makes no representations about its suitability for any particular purpose. Users should make their own judgements about those matters and/or seek independent advice. You assume all risks associated with use of the data provided on this page.

Race Results

March 15, 2024, Race 9, FAHEY FENCE HIRE MOBILE TROT, Distance 1980m, Addington - Survey 1980m

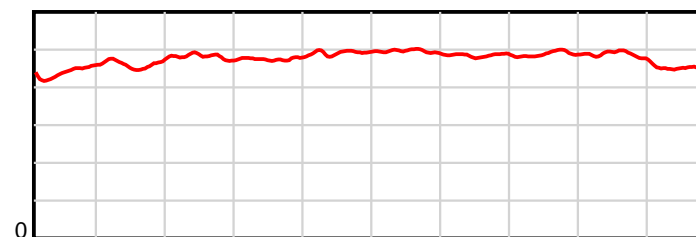
| Result | TAB no. | Horse (Barrier) | 1980 to | 1800m to | 1600m to | 1400m to | 1200m to | 1000m to | 800m to | 600m to | 400m to | 200m to | Total or | Margin |
|--------|---------|------------------------------|--------------|--------------|--------------|--------------|--------------|-------------|-------------|-------------|-------------|-----------|----------------|--------|
| 5th | 7 | Franco Josiah (6) | 1800m | 1600m | 1400m | 1200m | 1000m | 800m | 600m | 400m | 200m | WP | Average | |
| | | Position in running (margin) | - | 2(0.6) | 1(0.0) | 1(0.0) | 2(0.9) | 3(2.7) | 3(2.2) | 3(1.9) | 4(2.2) | 5(4.3) | | 5.50 |
| | | Sectional time (s) | 12.61 | 14.97 | 15.84 | 15.36 | 15.93 | 16.11 | 15.35 | 15.13 | 14.72 | 14.14 | | |
| | | Cumulative time (s) | 150.16 | 137.55 | 122.58 | 106.74 | 91.38 | 75.45 | 59.34 | 43.99 | 28.86 | 14.14 | 2:30.16 | |
| | | Speed (m/s) | 14.27 | 13.36 | 12.63 | 13.02 | 12.55 | 12.41 | 13.03 | 13.22 | 13.59 | 14.14 | 13.19 | |
| | | Stride length (m) | 6.39 | 6.19 | 6.07 | 6.19 | 6.18 | 6.14 | 6.31 | 6.46 | 6.60 | 6.44 | 6.29 | |
| | | Stride duration (s) | 0.441 | 0.463 | 0.481 | 0.476 | 0.492 | 0.495 | 0.484 | 0.489 | 0.485 | 0.455 | 0.477 | |
| | | Stride efficiency (%) | 63.75 | 59.79 | 57.56 | 59.94 | 59.68 | 58.95 | 62.26 | 65.17 | 67.97 | 64.80 | 61.85 | |
| | | Stride count | 28.18 | 32.33 | 32.95 | 32.29 | 32.36 | 32.56 | 31.68 | 30.97 | 30.33 | 31.06 | 314.71 | |

10 m Stride length



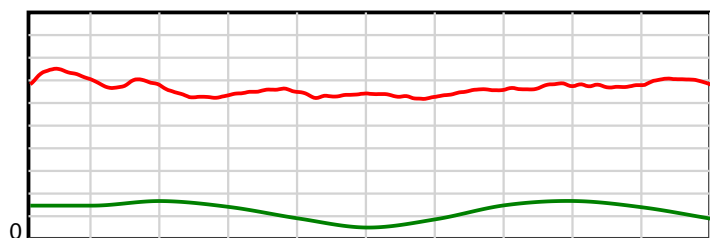
1980 m Finish

0.6 s Stride duration



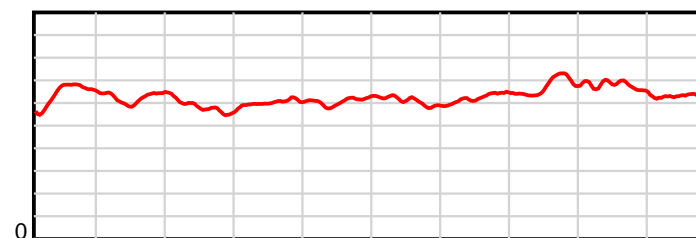
1980 m Finish

20 m/sec Speed



1980 m Finish

100 % Stride efficiency



1980 m Finish

Note: Horizontal distance axis grid lines are 200m furlongs.

Disclaimer.

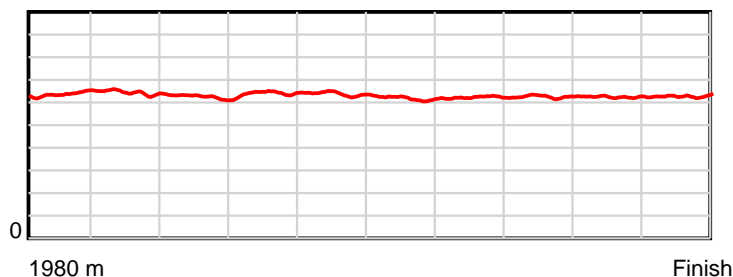
HRNZ and NZMTC and Thoroughbred Ratings Pty Ltd accepts no responsibility for the completeness or accuracy of any of the information contained herein, and makes no representations about its suitability for any particular purpose. Users should make their own judgements about those matters and/or seek independent advice. You assume all risks associated with use of the data provided on this page.

Race Results

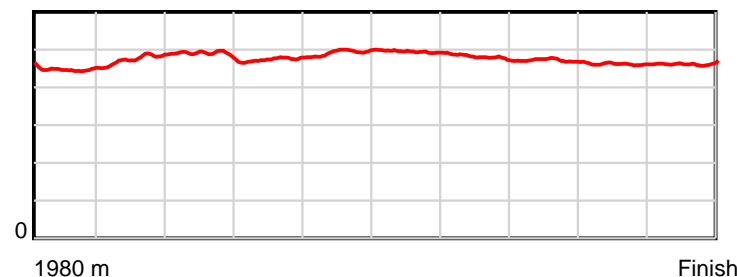
March 15, 2024, Race 9, FAHEY FENCE HIRE MOBILE TROT, Distance 1980m, Addington - Survey 1980m

| Result | TAB no. | Horse (Barrier) | 1980 to | 1800m to | 1600m to | 1400m to | 1200m to | 1000m to | 800m to | 600m to | 400m to | 200m to | Total or | Margin |
|--------|---------|------------------------------|---------|----------|----------|----------|----------|----------|---------|---------|---------|---------|----------|--------|
| 6th | 9 | Andy Hall (8) | 1800m | 1600m | 1400m | 1200m | 1000m | 800m | 600m | 400m | 200m | WP | Average | |
| | | Position in running (margin) | - | 4(1.9) | 3(3.6) | 3(2.6) | 1(0.0) | 1(0.0) | 1(0.0) | 1(0.0) | 2(0.5) | 3(2.5) | | 6.20 |
| | | Sectional time (s) | 12.72 | 15.36 | 15.68 | 14.78 | 15.63 | 16.21 | 15.39 | 15.16 | 14.72 | 14.64 | | |
| | | Cumulative time (s) | 150.29 | 137.57 | 122.21 | 106.53 | 91.75 | 76.12 | 59.91 | 44.52 | 29.36 | 14.64 | 2:30.29 | |
| | | Speed (m/s) | 14.15 | 13.02 | 12.76 | 13.53 | 12.80 | 12.34 | 13.00 | 13.19 | 13.59 | 13.66 | 13.17 | |
| | | Stride length (m) | 6.36 | 6.19 | 6.22 | 6.42 | 6.31 | 6.10 | 6.23 | 6.21 | 6.27 | 6.33 | 6.26 | |
| | | Stride duration (s) | 0.446 | 0.476 | 0.488 | 0.474 | 0.493 | 0.494 | 0.480 | 0.471 | 0.461 | 0.463 | 0.475 | |
| | | Stride efficiency (%) | 63.20 | 59.96 | 60.55 | 64.37 | 62.29 | 58.06 | 60.70 | 60.34 | 61.40 | 62.61 | 61.29 | |
| | | Stride count | 28.30 | 32.29 | 32.13 | 31.16 | 31.68 | 32.81 | 32.09 | 32.19 | 31.91 | 31.60 | 316.16 | |

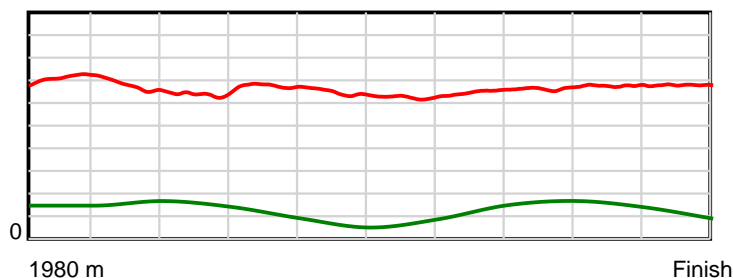
10 m Stride length



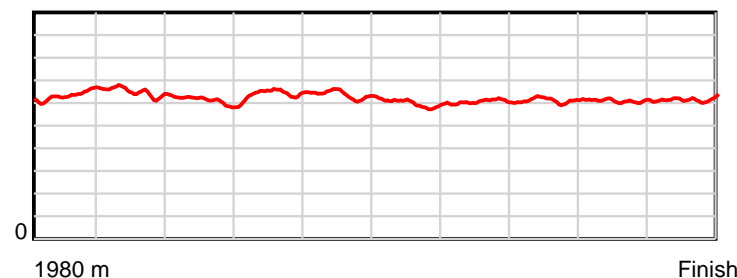
0.6 s Stride duration



20 m/sec Speed



100 % Stride efficiency



Note: Horizontal distance axis grid lines are 200m furlongs.

Disclaimer.

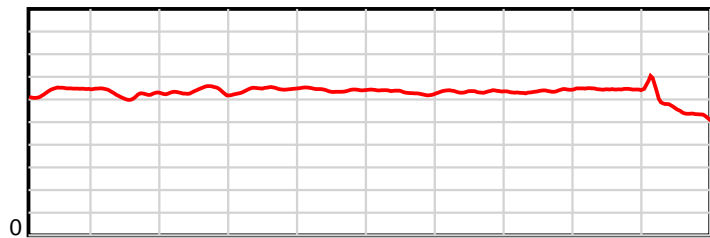
HRNZ and NZMTC and Thoroughbred Ratings Pty Ltd accepts no responsibility for the completeness or accuracy of any of the information contained herein, and makes no representations about its suitability for any particular purpose. Users should make their own judgements about those matters and/or seek independent advice. You assume all risks associated with use of the data provided on this page.

Race Results

March 15, 2024, Race 9, FAHEY FENCE HIRE MOBILE TROT, Distance 1980m, Addington - Survey 1980m

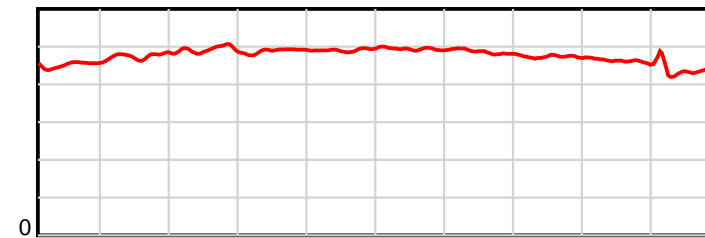
| Result | TAB no. | Horse (Barrier) | 1980 to | 1800m to | 1600m to | 1400m to | 1200m to | 1000m to | 800m to | 600m to | 400m to | 200m to | Total or | Margin |
|--------|---------|------------------------------|---------|----------|----------|----------|----------|----------|---------|---------|---------|---------|----------|--------|
| 7th | 6 | Domination's C... (5) | 1800m | 1600m | 1400m | 1200m | 1000m | 800m | 600m | 400m | 200m | WP | Average | |
| | | Position in running (margin) | - | 6(2.8) | 8(6.8) | 8(6.9) | 7(6.4) | 7(6.5) | 6(4.9) | 6(4.2) | 5(4.2) | 4(3.8) | | 14.80 |
| | | Sectional time (s) | 12.87 | 15.74 | 15.85 | 15.14 | 15.65 | 15.94 | 15.27 | 15.08 | 14.31 | 15.99 | | |
| | | Cumulative time (s) | 151.84 | 138.97 | 123.23 | 107.38 | 92.24 | 76.59 | 60.65 | 45.38 | 30.30 | 15.99 | 2:31.84 | |
| | | Speed (m/s) | 13.98 | 12.71 | 12.62 | 13.21 | 12.78 | 12.55 | 13.10 | 13.26 | 13.98 | 12.51 | 13.04 | |
| | | Stride length (m) | 6.38 | 6.04 | 6.21 | 6.46 | 6.28 | 6.18 | 6.35 | 6.27 | 6.44 | 5.44 | 6.19 | |
| | | Stride duration (s) | 0.452 | 0.476 | 0.492 | 0.489 | 0.492 | 0.493 | 0.485 | 0.472 | 0.461 | 0.435 | 0.475 | |
| | | Stride efficiency (%) | 63.68 | 57.07 | 60.35 | 65.21 | 61.69 | 59.76 | 62.96 | 61.34 | 64.77 | 46.28 | 59.88 | |
| | | Stride count | 28.20 | 33.10 | 32.18 | 30.96 | 31.83 | 32.34 | 31.51 | 31.92 | 31.07 | 36.75 | 319.86 | |

10 m Stride length



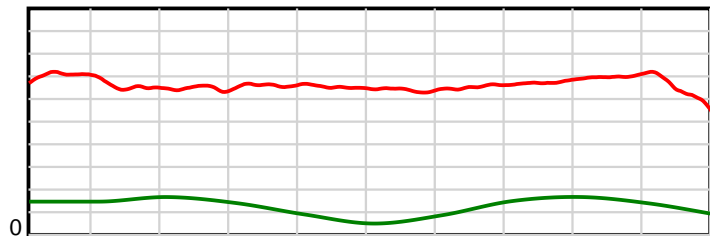
1980 m Finish

0.6 s Stride duration



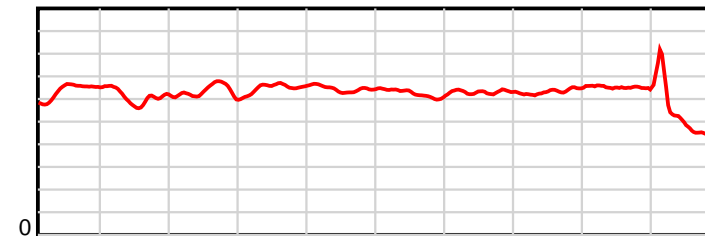
1980 m Finish

20 m/sec Speed



1980 m Finish

100 % Stride efficiency



1980 m Finish

Note: Horizontal distance axis grid lines are 200m furlongs.

Disclaimer.

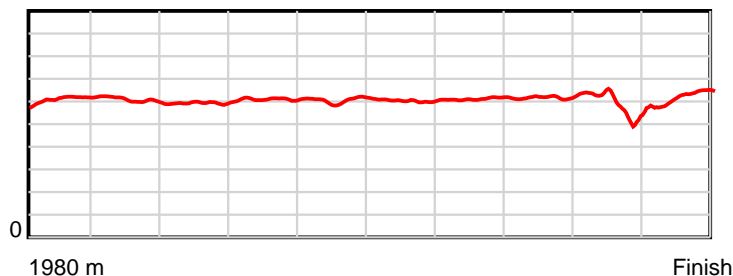
HRNZ and NZMTC and Thoroughbred Ratings Pty Ltd accepts no responsibility for the completeness or accuracy of any of the information contained herein, and makes no representations about its suitability for any particular purpose. Users should make their own judgements about those matters and/or seek independent advice. You assume all risks associated with use of the data provided on this page.

Race Results

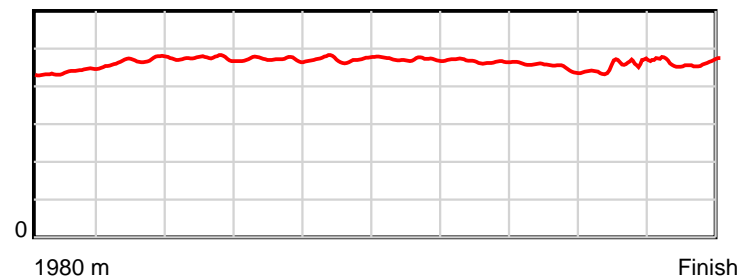
March 15, 2024, Race 9, FAHEY FENCE HIRE MOBILE TROT, Distance 1980m, Addington - Survey 1980m

| Result | TAB no. | Horse (Barrier) | 1980 to | 1800m to | 1600m to | 1400m to | 1200m to | 1000m to | 800m to | 600m to | 400m to | 200m to | Total or | Margin |
|--------|---------|------------------------------|---------|----------|----------|----------|----------|----------|---------|---------|---------|---------|----------|--------|
| 8th | 3 | Galleons Ambas... (2) | 1800m | 1600m | 1400m | 1200m | 1000m | 800m | 600m | 400m | 200m | WP | Average | |
| | | Position in running (margin) | - | 8(3.9) | 7(6.3) | 7(6.2) | 8(7.6) | 8(8.6) | 8(6.8) | 8(6.2) | 7(5.7) | 8(15.2) | | 19.20 |
| | | Sectional time (s) | 13.05 | 15.49 | 15.81 | 15.45 | 15.80 | 15.91 | 15.27 | 15.01 | 15.96 | 14.86 | | |
| | | Cumulative time (s) | 152.61 | 139.56 | 124.07 | 108.26 | 92.81 | 77.01 | 61.10 | 45.83 | 30.82 | 14.86 | 2:32.61 | |
| | | Speed (m/s) | 13.79 | 12.91 | 12.65 | 12.94 | 12.66 | 12.57 | 13.10 | 13.32 | 12.53 | 13.46 | 12.97 | |
| | | Stride length (m) | 6.15 | 6.05 | 6.00 | 6.11 | 5.99 | 5.92 | 6.11 | 6.02 | 5.64 | 6.22 | 6.01 | |
| | | Stride duration (s) | 0.439 | 0.468 | 0.474 | 0.472 | 0.473 | 0.471 | 0.467 | 0.452 | 0.450 | 0.462 | 0.464 | |
| | | Stride efficiency (%) | 59.02 | 57.13 | 56.27 | 58.24 | 55.99 | 54.86 | 58.31 | 56.60 | 49.64 | 60.49 | 56.52 | |
| | | Stride count | 29.29 | 33.08 | 33.33 | 32.76 | 33.41 | 33.76 | 32.74 | 33.23 | 35.49 | 32.15 | 329.24 | |

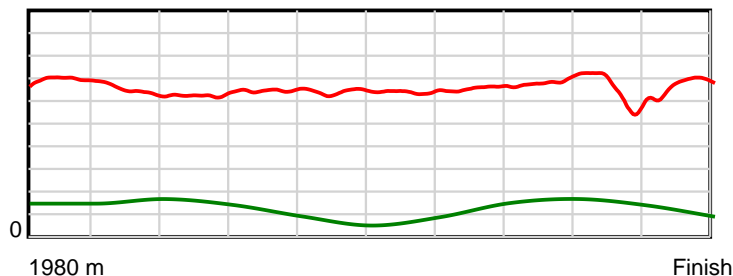
10 m Stride length



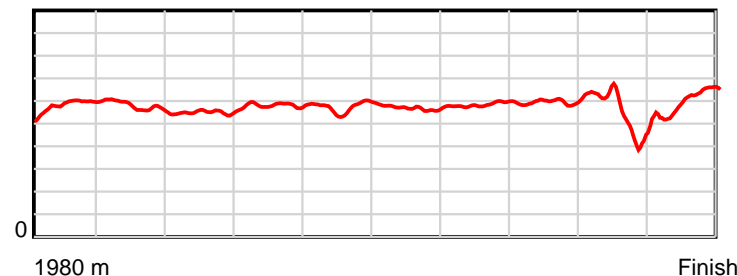
0.6 s Stride duration



20 m/sec Speed



100 % Stride efficiency



Note: Horizontal distance axis grid lines are 200m furlongs.

Disclaimer.

HRNZ and NZMTC and Thoroughbred Ratings Pty Ltd accepts no responsibility for the completeness or accuracy of any of the information contained herein, and makes no representations about its suitability for any particular purpose. Users should make their own judgements about those matters and/or seek independent advice. You assume all risks associated with use of the data provided on this page.