



Race Results

NZ Metropolitan Trotting Club Inc, HRNZ, March 22, 2024

Compilation date: March 22, 2024, 5:32:51 PM (NZDT)

Copyright © 2024 HRNZ and NZMTC. All rights reserved.

Trademarks.

StrideMASTER is a registered trademark of Thoroughbred Ratings Pty Ltd.

Disclaimer.

HRNZ and NZMTC and Thoroughbred Ratings Pty Ltd accepts no responsibility for the completeness or accuracy of any of the information contained herein, and makes no representations about its suitability for any particular purpose. Users should make their own judgements about those matters and/or seek independent advice. You assume all risks associated with use of the data provided on this page.



Race Results



March 22, 2024, Race 2, RICOH NEW ZEALAND TROT, Distance 2600m, Addington - Survey 3200m

Result	TAB no.	Horse (Barrier)	2600 to	2400m to
1st	10	Night Watch (10)	2400m	2200m
		Position in running (margin)	-	1(0.0)
		Sectional time (s)	16.16	13.91
		Cumulative time (s)	199.21	183.05
		Speed (m/s)	12.37	14.38
		Stride length (m)	5.95	6.62
		Stride duration (s)	0.481	0.460
		Stride efficiency (%)	55.31	68.41
		Stride count	33.62	30.23

Disclaimer.

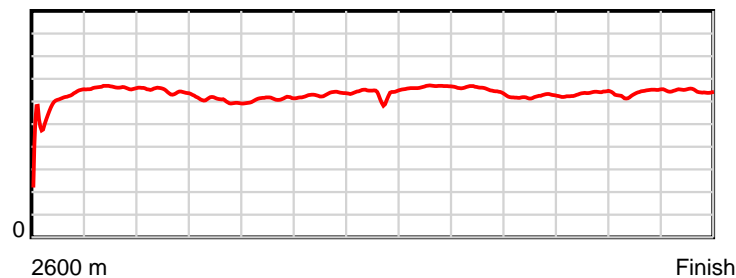
HRNZ and NZMTC and Thoroughbred Ratings Pty Ltd accepts no responsibility for the completeness or accuracy of any of the information contained herein, and makes no representations about its suitability for any particular purpose. Users should make their own judgements about those matters and/or seek independent advice. You assume all risks associated with use of the data provided on this page.

Race Results

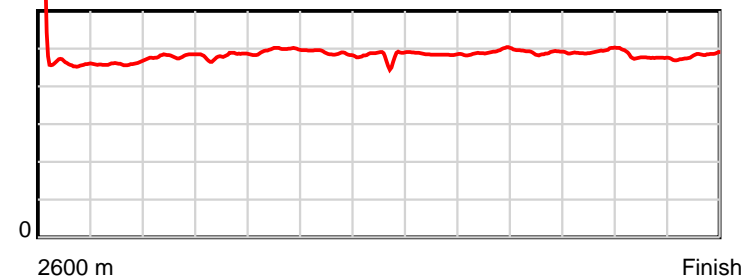
March 22, 2024, Race 2, RICOH NEW ZEALAND TROT, Distance 2600m, Addington - Survey 3200m

Result	TAB no.	Horse (Barrier)	2200m to	2000m to	1800m to	1600m to	1400m to	1200m to	1000m to	800m to	600m to	400m to	200m to	Total or	Margin
1st	10	Night Watch (10)	2000m	1800m	1600m	1400m	1200m	1000m	800m	600m	400m	200m	WP	Average	
		Position in running (margin)	1(0.0)	1(0.0)	2(2.5)	2(2.2)	2(1.8)	2(2.1)	2(2.0)	2(1.9)	2(2.5)	2(1.7)	1(0.0)		0.00
		Sectional time (s)	15.38	15.83	16.34	14.84	15.20	14.44	15.71	15.91	15.76	14.72	15.01		
		Cumulative time (s)	169.14	153.76	137.93	121.59	106.75	91.55	77.11	61.40	45.49	29.73	15.01	3:19.21	
		Speed (m/s)	13.00	12.63	12.24	13.48	13.16	13.85	12.73	12.57	12.69	13.59	13.32	13.05	
		Stride length (m)	6.25	6.07	6.07	6.57	6.32	6.72	6.26	6.16	6.26	6.49	6.41	6.31	
		Stride duration (s)	0.481	0.481	0.496	0.487	0.481	0.485	0.491	0.490	0.493	0.478	0.481	0.484	
		Stride efficiency (%)	61.04	57.63	57.67	67.43	62.51	70.63	61.18	59.30	61.27	65.88	64.18	62.26	
		Stride count	32.00	32.93	32.92	30.45	31.62	29.75	31.96	32.47	31.94	30.80	31.21	411.90	

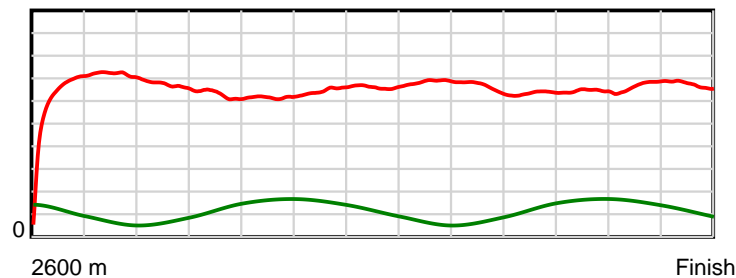
10 m Stride length



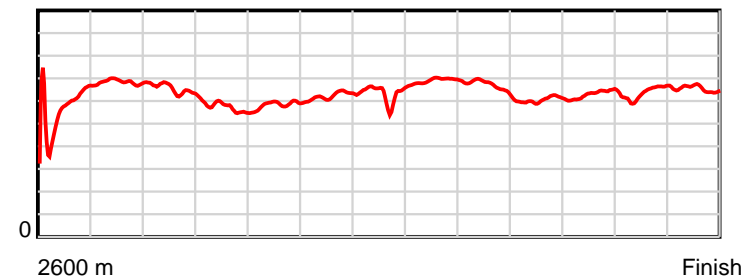
0.5 s Stride duration



20 m/sec Speed



100 % Stride efficiency



Note: Horizontal distance axis grid lines are 200m furlongs.

Disclaimer.

HRNZ and NZMTC and Thoroughbred Ratings Pty Ltd accepts no responsibility for the completeness or accuracy of any of the information contained herein, and makes no representations about its suitability for any particular purpose. Users should make their own judgements about those matters and/or seek independent advice. You assume all risks associated with use of the data provided on this page.



Race Results



March 22, 2024, Race 2, RICOH NEW ZEALAND TROT, Distance 2600m, Addington - Survey 3200m

Result	TAB no.	Horse (Barrier)	2600 to	2400m to
2nd	8	Krackaling (8)	2400m	2200m
		Position in running (margin)	-	5(3.1)
		Sectional time (s)	16.66	13.96
		Cumulative time (s)	199.29	182.63
		Speed (m/s)	12.00	14.33
		Stride length (m)	20.66	6.75
		Stride duration (s)	1.682	0.471
		Stride efficiency (%)	666.71	71.19
		Stride count	9.68	29.63


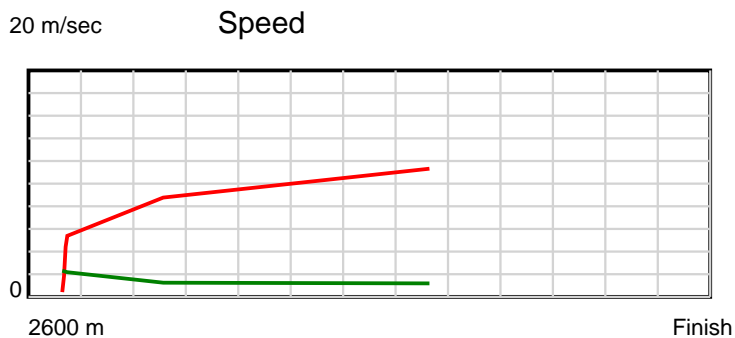
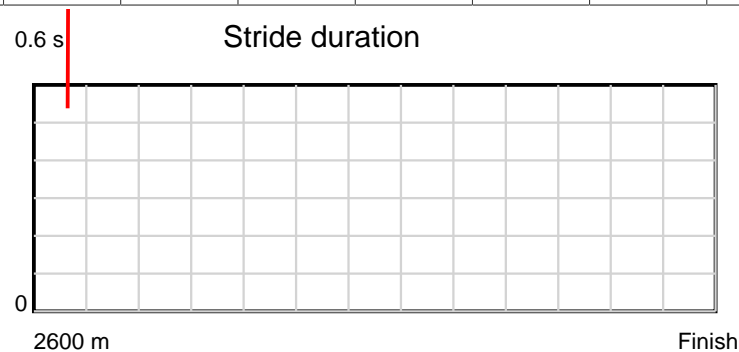
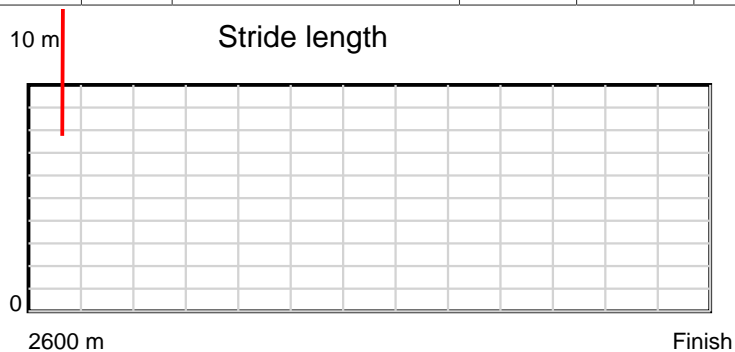
Disclaimer.

HRNZ and NZMTC and Thoroughbred Ratings Pty Ltd accepts no responsibility for the completeness or accuracy of any of the information contained herein, and makes no representations about its suitability for any particular purpose. Users should make their own judgements about those matters and/or seek independent advice. You assume all risks associated with use of the data provided on this page.

Race Results

March 22, 2024, Race 2, RICOH NEW ZEALAND TROT, Distance 2600m, Addington - Survey 3200m

Result	TAB no.	Horse (Barrier)	2200m to	2000m to	1800m to	1600m to	1400m to	1200m to	1000m to	800m to	600m to	400m to	200m to	Total or	Margin
2nd	8	Krackaling (8)	2000m	1800m	1600m	1400m	1200m	1000m	800m	600m	400m	200m	WP	Average	
		Position in running (margin)	3(3.4)	2(0.9)	1(0.0)	1(0.0)	1(0.0)	1(0.0)	1(0.0)	1(0.0)	1(0.0)	1(0.0)	2(0.6)		0.50
		Sectional time (s)	14.96	15.27	16.38	14.90	15.17	14.44	15.73	15.82	15.88	15.10	15.02		
		Cumulative time (s)	168.67	153.71	138.44	122.06	107.16	91.99	77.55	61.82	46.00	30.12	15.02	3:19.29	
		Speed (m/s)	13.37	13.10	12.21	13.42	13.18	13.85	12.71	12.64	12.59	13.25	13.32	13.05	
		Stride length (m)	11.47	336.32	313.45	344.48	338.51	475.91	986.27	980.58	977.10	1027.16	1032.89	42.95	
		Stride duration (s)	0.858	25.670	25.670	25.670	25.670	34.366	77.564	77.564	77.564	77.564	77.564	3.292	
		Stride efficiency (%)	205.63	176759.02	153537.22	185431.73	179068.33	353921.28	1520031.62	1502547.12	1491918.88	1648706.62	1667145.38	2882.21	
		Stride count	17.43	0.59	0.64	0.58	0.59	0.42	0.20	0.20	0.20	0.19	0.19	60.54	



Note: Horizontal distance axis grid lines are 200m furlongs.

Disclaimer.

HRNZ and NZMTC and Thoroughbred Ratings Pty Ltd accepts no responsibility for the completeness or accuracy of any of the information contained herein, and makes no representations about its suitability for any particular purpose. Users should make their own judgements about those matters and/or seek independent advice. You assume all risks associated with use of the data provided on this page.



Race Results



March 22, 2024, Race 2, RICOH NEW ZEALAND TROT, Distance 2600m, Addington - Survey 3200m

Result	TAB no.	Horse (Barrier)	2600 to	2400m to
3rd	4	Sunny Louis (4)	2400m	2200m
		Position in running (margin)	-	4(2.7)
		Sectional time (s)	16.62	14.19
		Cumulative time (s)	199.34	182.72
		Speed (m/s)	12.03	14.09
		Stride length (m)	5.54	6.28
		Stride duration (s)	0.450	0.446
		Stride efficiency (%)	48.03	61.64
		Stride count	36.07	31.85

Disclaimer.

HRNZ and NZMTC and Thoroughbred Ratings Pty Ltd accepts no responsibility for the completeness or accuracy of any of the information contained herein, and makes no representations about its suitability for any particular purpose. Users should make their own judgements about those matters and/or seek independent advice. You assume all risks associated with use of the data provided on this page.

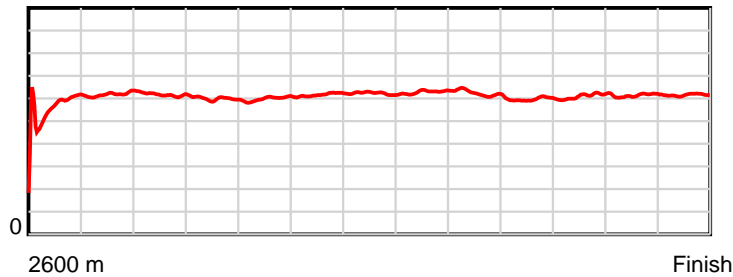


Race Results

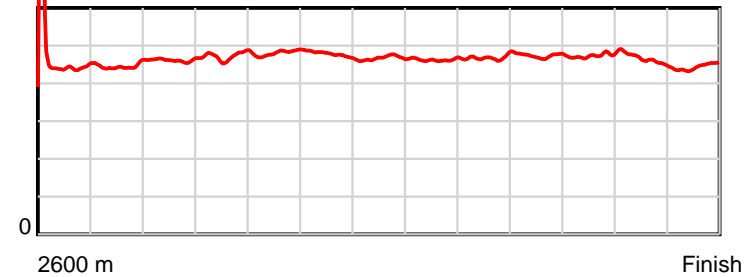
March 22, 2024, Race 2, RICOH NEW ZEALAND TROT, Distance 2600m, Addington - Survey 3200m

Result	TAB no.	Horse (Barrier)	2200m to	2000m to	1800m to	1600m to	1400m to	1200m to	1000m to	800m to	600m to	400m to	200m to	Total or	Margin
3rd	4	Sunny Louis (4)	2000m	1800m	1600m	1400m	1200m	1000m	800m	600m	400m	200m	WP	Average	
		Position in running (margin)	4(4.4)	4(4.5)	5(7.1)	5(6.7)	4(7.3)	5(6.1)	5(6.9)	5(6.0)	6(6.6)	5(6.0)	4(3.8)		0.70
		Sectional time (s)	15.39	15.85	16.31	15.00	14.97	14.57	15.59	15.92	15.77	14.65	14.51		
		Cumulative time (s)	168.53	153.14	137.29	120.98	105.98	91.01	76.44	60.85	44.93	29.16	14.51	3:19.34	
		Speed (m/s)	13.00	12.62	12.26	13.33	13.36	13.73	12.83	12.56	12.68	13.65	13.78	13.04	
		Stride length (m)	6.00	5.97	5.89	6.36	6.24	6.35	6.01	5.95	6.01	6.34	6.13	6.07	
		Stride duration (s)	0.462	0.473	0.481	0.477	0.467	0.463	0.469	0.474	0.474	0.464	0.445	0.466	
		Stride efficiency (%)	56.21	55.71	54.29	63.17	60.80	63.00	56.47	55.29	56.48	62.73	58.72	57.64	
		Stride count	33.35	33.50	33.93	31.46	32.06	31.50	33.27	33.62	33.27	31.57	32.63	428.08	

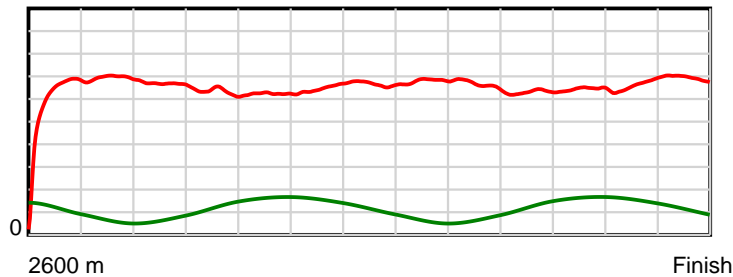
10 m Stride length



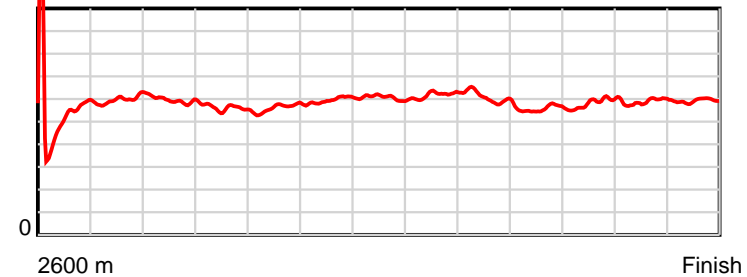
0.5 s Stride duration



20 m/sec Speed



100 % Stride efficiency



Note: Horizontal distance axis grid lines are 200m furlongs.

Disclaimer.

HRNZ and NZMTC and Thoroughbred Ratings Pty Ltd accepts no responsibility for the completeness or accuracy of any of the information contained herein, and makes no representations about its suitability for any particular purpose. Users should make their own judgements about those matters and/or seek independent advice. You assume all risks associated with use of the data provided on this page.



Race Results



March 22, 2024, Race 2, RICOH NEW ZEALAND TROT, Distance 2600m, Addington - Survey 3200m

Result	TAB no.	Horse (Barrier)	2600 to	2400m to
4th	3	The Royal Gamb... (3)	2400m	2200m
		Position in running (margin)	-	6(4.5)
		Sectional time (s)	16.80	14.56
		Cumulative time (s)	199.50	182.70
		Speed (m/s)	11.90	13.74
		Stride length (m)	5.80	6.25
		Stride duration (s)	0.473	0.455
		Stride efficiency (%)	52.49	61.00
		Stride count	34.51	32.01

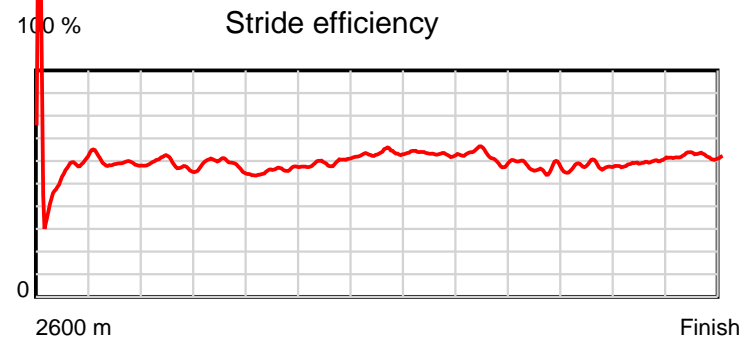
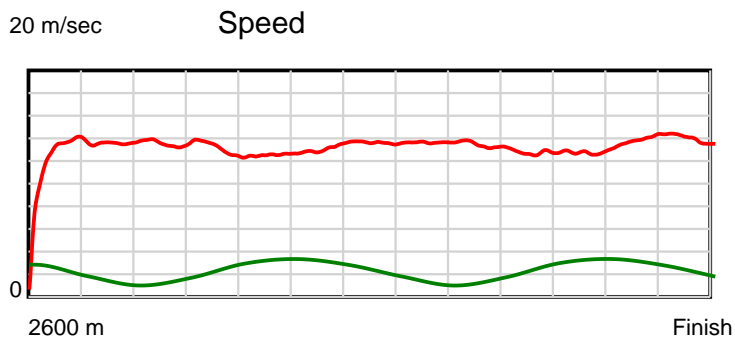
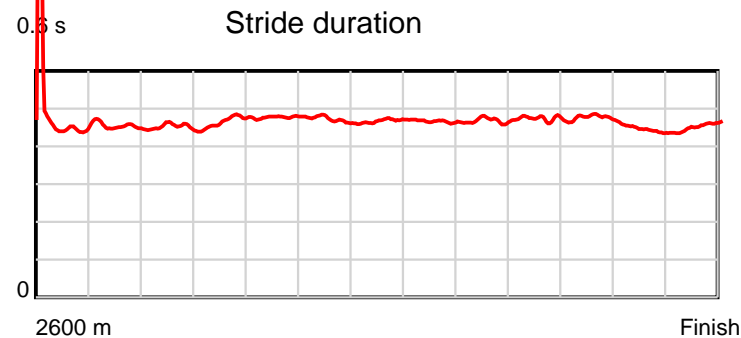
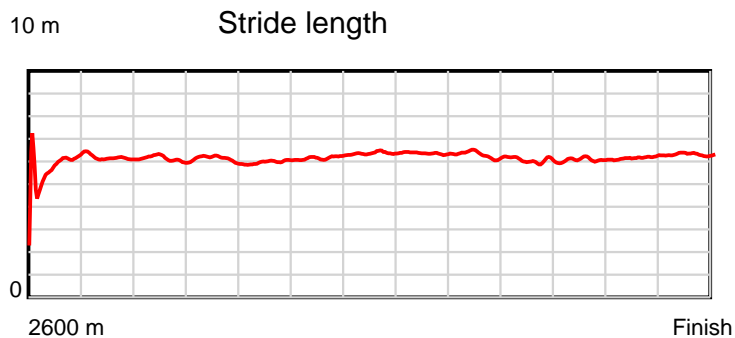
Disclaimer.

HRNZ and NZMTC and Thoroughbred Ratings Pty Ltd accepts no responsibility for the completeness or accuracy of any of the information contained herein, and makes no representations about its suitability for any particular purpose. Users should make their own judgements about those matters and/or seek independent advice. You assume all risks associated with use of the data provided on this page.

Race Results

March 22, 2024, Race 2, RICOH NEW ZEALAND TROT, Distance 2600m, Addington - Survey 3200m

Result	TAB no.	Horse (Barrier)	2200m to	2000m to	1800m to	1600m to	1400m to	1200m to	1000m to	800m to	600m to	400m to	200m to	Total or	Margin
4th	3	The Royal Gamb... (3)	2000m	1800m	1600m	1400m	1200m	1000m	800m	600m	400m	200m	WP	Average	
		Position in running (margin)	6(8.5)	6(8.7)	6(7.8)	6(8.1)	6(9.1)	6(6.3)	6(7.6)	6(7.6)	7(7.0)	7(8.2)	5(4.8)		1.60
		Sectional time (s)	15.42	15.27	16.41	15.08	14.70	14.66	15.72	15.72	16.08	14.45	14.63		
		Cumulative time (s)	168.14	152.72	137.45	121.04	105.96	91.26	76.60	60.88	45.16	29.08	14.63	3:19.50	
		Speed (m/s)	12.97	13.10	12.19	13.26	13.61	13.64	12.72	12.72	12.44	13.84	13.67	13.03	
		Stride length (m)	5.85	6.10	5.81	6.25	6.35	6.36	5.95	6.02	5.91	6.14	6.22	6.07	
		Stride duration (s)	0.451	0.466	0.477	0.471	0.467	0.467	0.468	0.473	0.475	0.444	0.455	0.466	
		Stride efficiency (%)	53.50	58.14	52.78	61.01	63.01	63.26	55.41	56.62	54.61	58.90	60.39	57.60	
		Stride count	34.18	32.79	34.41	32.01	31.50	31.43	33.59	33.22	33.83	32.58	32.17	428.23	



Note: Horizontal distance axis grid lines are 200m furlongs.

Disclaimer.

HRNZ and NZMTC and Thoroughbred Ratings Pty Ltd accepts no responsibility for the completeness or accuracy of any of the information contained herein, and makes no representations about its suitability for any particular purpose. Users should make their own judgements about those matters and/or seek independent advice. You assume all risks associated with use of the data provided on this page.



Race Results



March 22, 2024, Race 2, RICOH NEW ZEALAND TROT, Distance 2600m, Addington - Survey 3200m

Result	TAB no.	Horse (Barrier)	2600 to	2400m to
5th	6	Illegal Alien (6)	2400m	2200m
		Position in running (margin)	-	2(1.3)
		Sectional time (s)	16.39	13.96
		Cumulative time (s)	199.69	183.30
		Speed (m/s)	12.20	14.33
		Stride length (m)	5.59	6.35
		Stride duration (s)	0.438	0.443
		Stride efficiency (%)	48.86	62.92
		Stride count	35.77	31.52

Disclaimer.

HRNZ and NZMTC and Thoroughbred Ratings Pty Ltd accepts no responsibility for the completeness or accuracy of any of the information contained herein, and makes no representations about its suitability for any particular purpose. Users should make their own judgements about those matters and/or seek independent advice. You assume all risks associated with use of the data provided on this page.



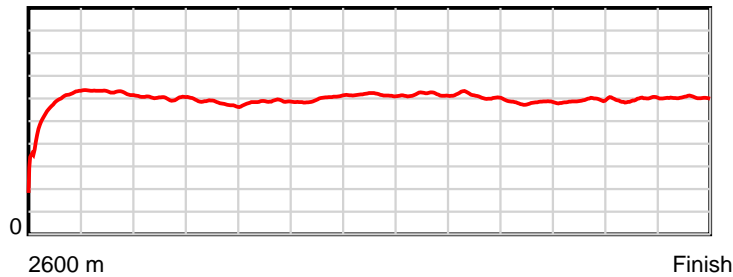
Race Results



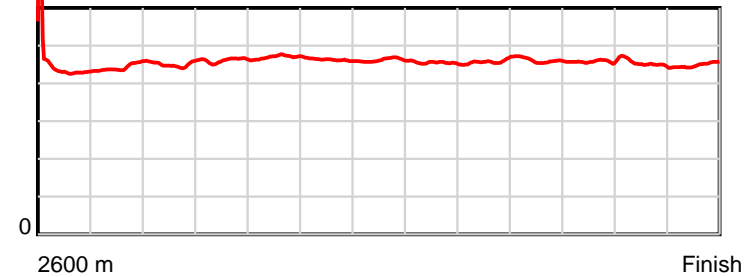
March 22, 2024, Race 2, RICOH NEW ZEALAND TROT, Distance 2600m, Addington - Survey 3200m

Result	TAB no.	Horse (Barrier)	2200m to	2000m to	1800m to	1600m to	1400m to	1200m to	1000m to	800m to	600m to	400m to	200m to	Total or	Margin
5th	6	Illegal Alien (6)	2000m	1800m	1600m	1400m	1200m	1000m	800m	600m	400m	200m	WP	Average	
		Position in running (margin)	2(1.6)	3(1.7)	3(4.7)	3(4.3)	3(5.0)	3(4.4)	3(5.3)	3(3.9)	4(4.6)	3(3.7)	3(3.3)		2.70
		Sectional time (s)	15.40	15.92	16.31	15.02	15.06	14.60	15.49	15.94	15.73	14.94	14.93		
		Cumulative time (s)	169.34	153.94	138.02	121.71	106.69	91.63	77.03	61.54	45.60	29.87	14.93	3:19.69	
		Speed (m/s)	12.99	12.56	12.26	13.32	13.28	13.70	12.91	12.55	12.71	13.39	13.40	13.02	
		Stride length (m)	5.86	5.79	5.76	6.16	6.13	6.23	5.91	5.78	5.83	6.06	6.02	5.95	
		Stride duration (s)	0.451	0.461	0.470	0.463	0.462	0.455	0.458	0.461	0.458	0.452	0.449	0.457	
		Stride efficiency (%)	53.63	52.46	51.87	59.30	58.75	60.70	54.61	52.24	53.11	57.33	56.63	55.36	
		Stride count	34.14	34.52	34.72	32.47	32.62	32.09	33.83	34.59	34.30	33.02	33.22	436.81	

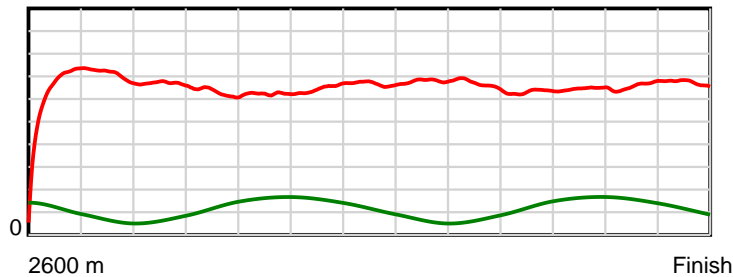
10 m Stride length



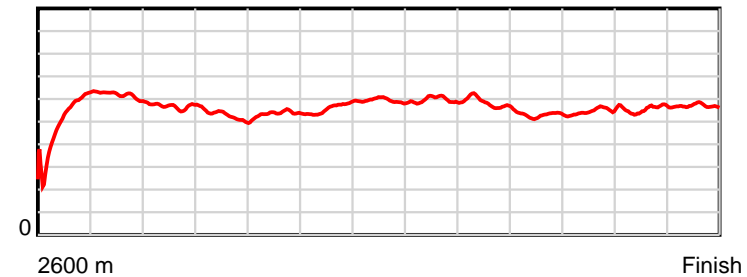
0.5 s Stride duration



20 m/sec Speed



100 % Stride efficiency



Note: Horizontal distance axis grid lines are 200m furlongs.

Disclaimer.

HRNZ and NZMTC and Thoroughbred Ratings Pty Ltd accepts no responsibility for the completeness or accuracy of any of the information contained herein, and makes no representations about its suitability for any particular purpose. Users should make their own judgements about those matters and/or seek independent advice. You assume all risks associated with use of the data provided on this page.



Race Results



March 22, 2024, Race 2, RICOH NEW ZEALAND TROT, Distance 2600m, Addington - Survey 3200m

Result	TAB no.	Horse (Barrier)	2600 to	2400m to
6th	13	Muscle Sass (1)	2400m	2200m
		Position in running (margin)	-	12(17.2)
		Sectional time (s)	18.89	15.65
		Cumulative time (s)	199.88	180.99
		Speed (m/s)	10.59	12.78
		Stride length (m)	5.19	5.58
		Stride duration (s)	0.442	0.437
		Stride efficiency (%)	42.13	48.61
		Stride count	38.52	35.86

Disclaimer.

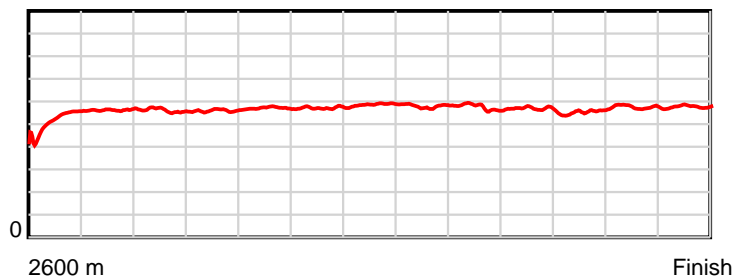
HRNZ and NZMTC and Thoroughbred Ratings Pty Ltd accepts no responsibility for the completeness or accuracy of any of the information contained herein, and makes no representations about its suitability for any particular purpose. Users should make their own judgements about those matters and/or seek independent advice. You assume all risks associated with use of the data provided on this page.

Race Results

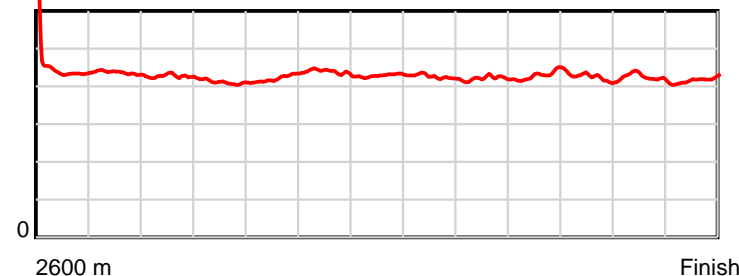
March 22, 2024, Race 2, RICOH NEW ZEALAND TROT, Distance 2600m, Addington - Survey 3200m

Result	TAB no.	Horse (Barrier)	2200m to	2000m to	1800m to	1600m to	1400m to	1200m to	1000m to	800m to	600m to	400m to	200m to	Total or	Margin
6th	13	Muscle Sass (1)	2000m	1800m	1600m	1400m	1200m	1000m	800m	600m	400m	200m	WP	Average	
		Position in running (margin)	12(27.7)	12(29.7)	12(25.4)	12(17.5)	12(18.6)	12(15.6)	10(17.5)	10(14.6)	10(11.3)	10(10.0)	6(6.6)		3.70
		Sectional time (s)	15.70	14.70	15.06	15.09	14.67	14.76	15.25	15.26	15.66	14.44	14.75		
		Cumulative time (s)	165.34	149.64	134.94	119.88	104.79	90.12	75.36	60.11	44.85	29.19	14.75	3:19.88	
		Speed (m/s)	12.74	13.61	13.28	13.25	13.63	13.55	13.11	13.11	12.77	13.85	13.56	13.01	
		Stride length (m)	5.43	5.59	5.60	5.81	5.84	5.77	5.51	5.65	5.39	5.88	5.67	5.60	
		Stride duration (s)	0.426	0.411	0.422	0.439	0.429	0.426	0.420	0.431	0.423	0.424	0.419	0.431	
		Stride efficiency (%)	46.03	48.84	49.05	52.80	53.35	52.02	47.52	49.88	45.48	53.97	50.31	49.06	
		Stride count	36.85	35.77	35.70	34.41	34.23	34.66	36.27	35.40	37.07	34.03	35.25	464.02	

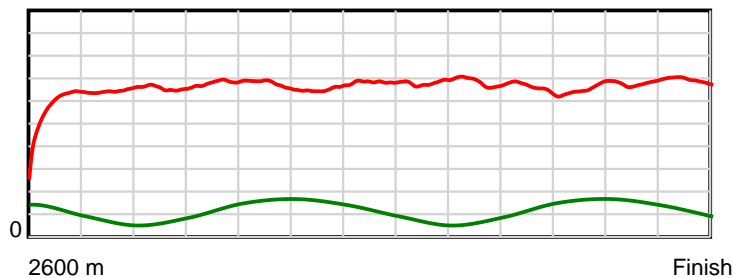
10 m Stride length



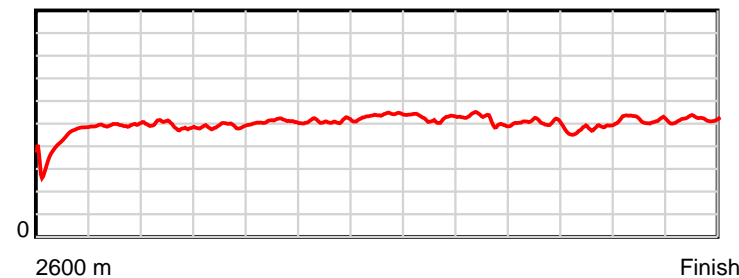
0.6 s Stride duration



20 m/sec Speed



100 % Stride efficiency



Note: Horizontal distance axis grid lines are 200m furlongs.

Disclaimer.

HRNZ and NZMTC and Thoroughbred Ratings Pty Ltd accepts no responsibility for the completeness or accuracy of any of the information contained herein, and makes no representations about its suitability for any particular purpose. Users should make their own judgements about those matters and/or seek independent advice. You assume all risks associated with use of the data provided on this page.



Race Results



March 22, 2024, Race 2, RICOH NEW ZEALAND TROT, Distance 2600m, Addington - Survey 3200m

Result	TAB no.	Horse (Barrier)	2600 to	2400m to
7th	5	George Eliot (5)	2400m	2200m
		Position in running (margin)	-	7(5.8)
		Sectional time (s)	16.89	15.06
		Cumulative time (s)	200.78	183.89
		Speed (m/s)	11.84	13.28
		Stride length (m)	5.22	5.68
		Stride duration (s)	0.433	0.428
		Stride efficiency (%)	42.57	50.39
		Stride count	38.32	35.22

Disclaimer.

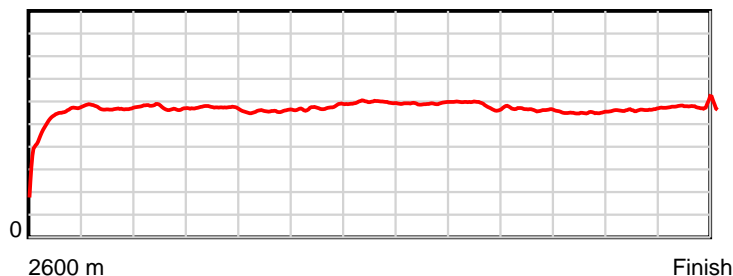
HRNZ and NZMTC and Thoroughbred Ratings Pty Ltd accepts no responsibility for the completeness or accuracy of any of the information contained herein, and makes no representations about its suitability for any particular purpose. Users should make their own judgements about those matters and/or seek independent advice. You assume all risks associated with use of the data provided on this page.

Race Results

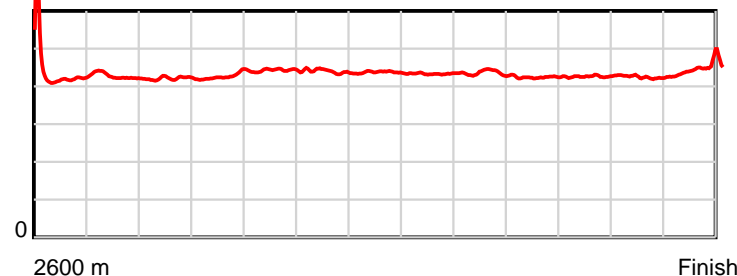
March 22, 2024, Race 2, RICOH NEW ZEALAND TROT, Distance 2600m, Addington - Survey 3200m

Result	TAB no.	Horse (Barrier)	2200m to	2000m to	1800m to	1600m to	1400m to	1200m to	1000m to	800m to	600m to	400m to	200m to	Total or	Margin
7th	5	George Eliot (5)	2000m	1800m	1600m	1400m	1200m	1000m	800m	600m	400m	200m	WP	Average	
		Position in running (margin)	7(12.7)	7(12.8)	7(10.3)	8(10.4)	8(11.5)	7(8.9)	7(10.5)	7(9.3)	5(4.7)	4(5.7)	7(6.6)		8.80
		Sectional time (s)	15.39	15.01	16.39	15.08	14.74	14.71	15.52	15.06	16.05	15.16	15.72		
		Cumulative time (s)	168.83	153.44	138.43	122.04	106.96	92.22	77.51	61.99	46.93	30.88	15.72	3:20.78	
		Speed (m/s)	13.00	13.32	12.20	13.26	13.57	13.60	12.89	13.28	12.46	13.19	12.72	12.95	
		Stride length (m)	5.47	5.70	5.39	5.84	5.93	5.89	5.61	5.63	5.32	5.59	5.71	5.61	
		Stride duration (s)	0.421	0.428	0.442	0.440	0.437	0.433	0.436	0.424	0.427	0.424	0.449	0.433	
		Stride efficiency (%)	46.78	50.71	45.44	53.21	54.98	54.27	49.24	49.48	44.16	48.86	50.93	49.11	
		Stride count	36.55	35.11	37.09	34.27	33.72	33.94	35.63	35.54	37.62	35.77	35.03	463.81	

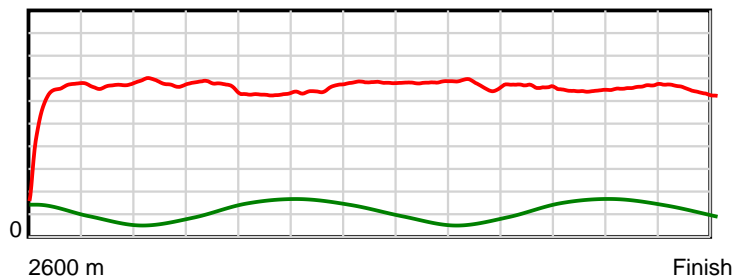
10 m Stride length



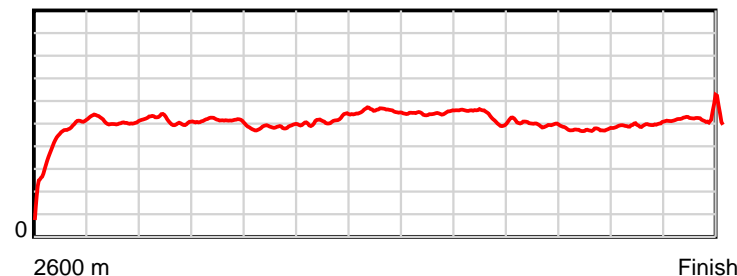
0.6 s Stride duration



20 m/sec Speed



100 % Stride efficiency



Note: Horizontal distance axis grid lines are 200m furlongs.

Disclaimer.

HRNZ and NZMTC and Thoroughbred Ratings Pty Ltd accepts no responsibility for the completeness or accuracy of any of the information contained herein, and makes no representations about its suitability for any particular purpose. Users should make their own judgements about those matters and/or seek independent advice. You assume all risks associated with use of the data provided on this page.



Race Results



March 22, 2024, Race 2, RICOH NEW ZEALAND TROT, Distance 2600m, Addington - Survey 3200m

Result	TAB no.	Horse (Barrier)	2600 to	2400m to
8th	9	Clyde (9)	2400m	2200m
		Position in running (margin)	-	3(2.4)
		Sectional time (s)	16.34	14.35
		Cumulative time (s)	200.99	184.65
		Speed (m/s)	12.24	13.94
		Stride length (m)	5.83	6.21
		Stride duration (s)	0.473	0.445
		Stride efficiency (%)	53.03	60.17
		Stride count	34.33	32.23

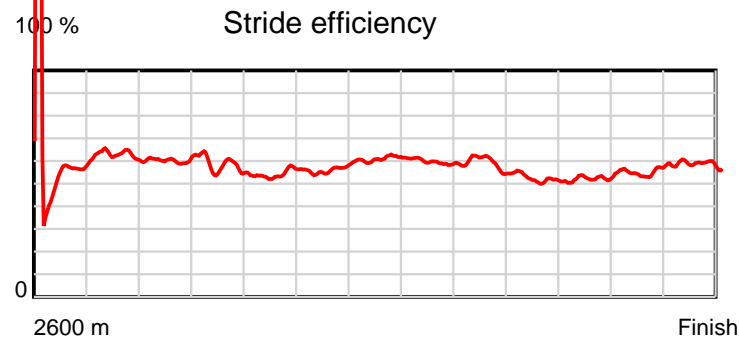
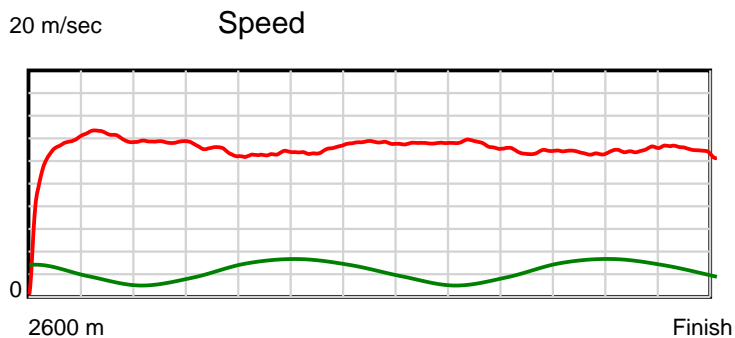
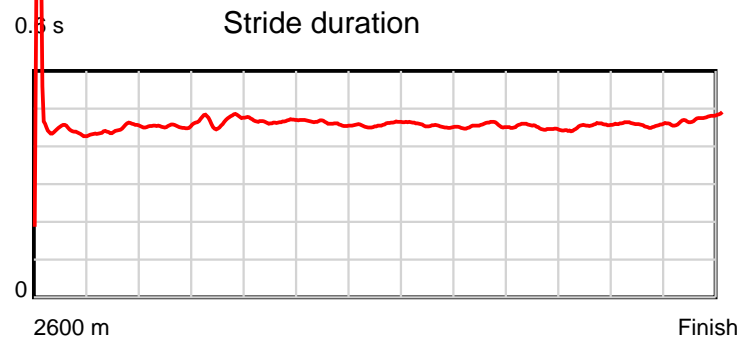
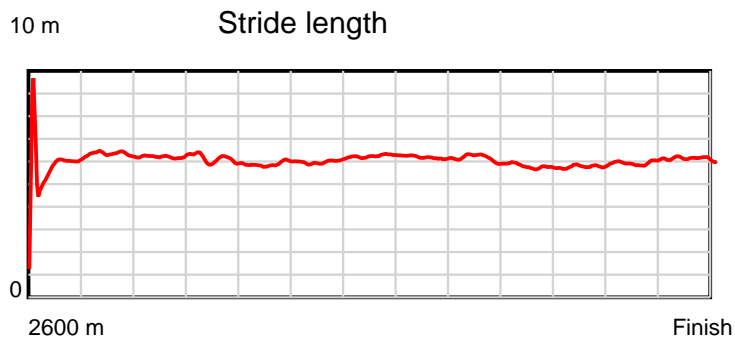
Disclaimer.

HRNZ and NZMTC and Thoroughbred Ratings Pty Ltd accepts no responsibility for the completeness or accuracy of any of the information contained herein, and makes no representations about its suitability for any particular purpose. Users should make their own judgements about those matters and/or seek independent advice. You assume all risks associated with use of the data provided on this page.

Race Results

March 22, 2024, Race 2, RICOH NEW ZEALAND TROT, Distance 2600m, Addington - Survey 3200m

Result	TAB no.	Horse (Barrier)	2200m to	2000m to	1800m to	1600m to	1400m to	1200m to	1000m to	800m to	600m to	400m to	200m to	Total or	Margin
8th	9	Clyde (9)	2000m	1800m	1600m	1400m	1200m	1000m	800m	600m	400m	200m	WP	Average	
		Position in running (margin)	5(5.1)	5(4.6)	4(6.0)	4(6.1)	5(7.3)	4(4.7)	4(6.1)	4(5.0)	3(4.0)	6(6.3)	8(7.4)		9.90
		Sectional time (s)	15.31	15.64	16.41	15.10	14.73	14.67	15.54	15.67	16.25	15.20	15.78		
		Cumulative time (s)	170.30	154.99	139.35	122.94	107.84	93.11	78.44	62.90	47.23	30.98	15.78	3:20.99	
		Speed (m/s)	13.06	12.79	12.19	13.25	13.58	13.63	12.87	12.76	12.31	13.16	12.67	12.94	
		Stride length (m)	5.92	6.03	5.68	6.10	6.22	6.20	5.85	5.74	5.60	6.02	6.02	5.95	
		Stride duration (s)	0.453	0.471	0.466	0.460	0.458	0.455	0.454	0.450	0.455	0.458	0.475	0.460	
		Stride efficiency (%)	54.77	56.73	50.41	58.11	60.48	60.03	53.43	51.51	48.98	56.63	56.69	55.28	
		Stride count	33.78	33.19	35.21	32.80	32.15	32.27	34.20	34.84	35.72	33.22	33.20	437.14	



Note: Horizontal distance axis grid lines are 200m furlongs.

Disclaimer.

HRNZ and NZMTC and Thoroughbred Ratings Pty Ltd accepts no responsibility for the completeness or accuracy of any of the information contained herein, and makes no representations about its suitability for any particular purpose. Users should make their own judgements about those matters and/or seek independent advice. You assume all risks associated with use of the data provided on this page.



Race Results



March 22, 2024, Race 2, RICOH NEW ZEALAND TROT, Distance 2600m, Addington - Survey 3200m

Result	TAB no.	Horse (Barrier)	2600 to	2400m to
9th	7	Lookslieatrix... (7)	2400m	2200m
		Position in running (margin)	-	10(12.8)
		Sectional time (s)	18.12	15.34
		Cumulative time (s)	201.25	183.13
		Speed (m/s)	11.04	13.04
		Stride length (m)	5.60	6.05
		Stride duration (s)	0.482	0.464
		Stride efficiency (%)	48.99	57.11
		Stride count	35.72	33.08

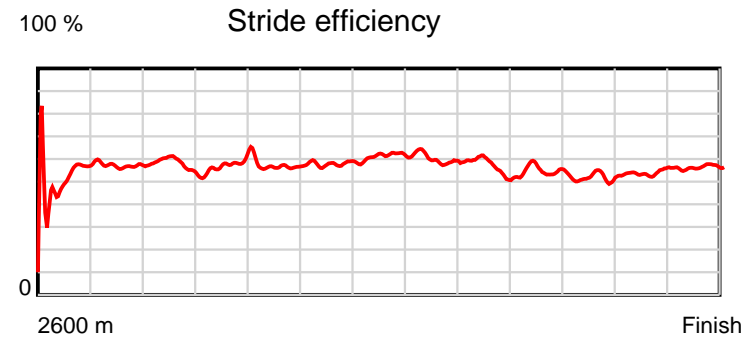
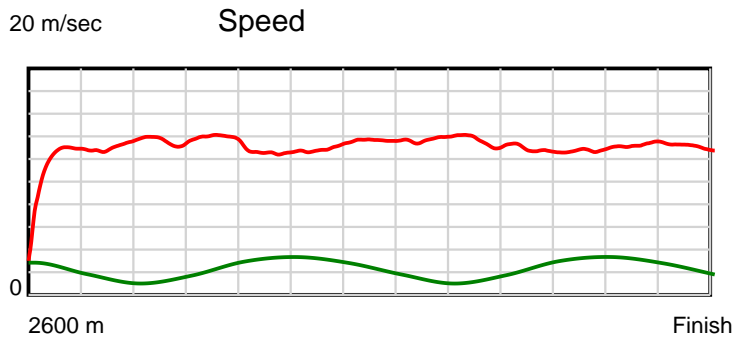
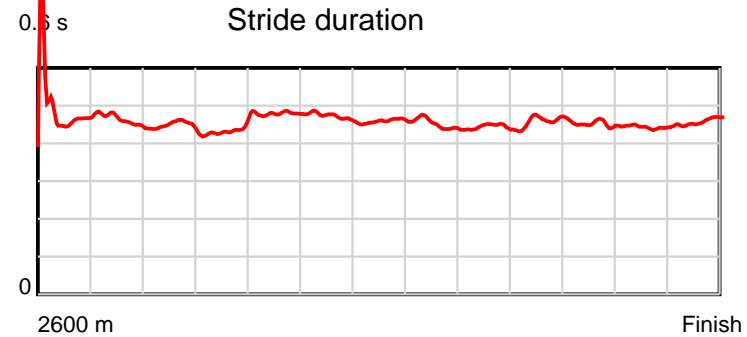
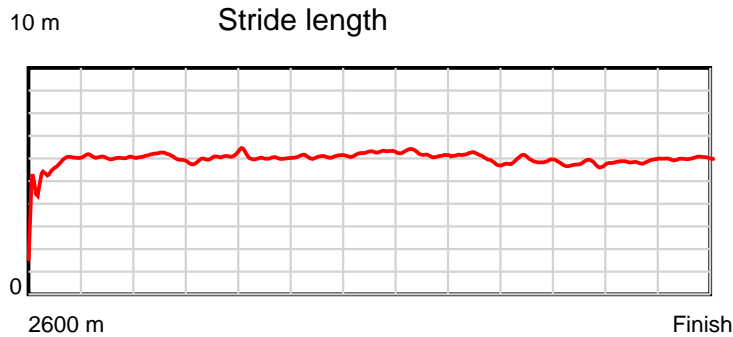
Disclaimer.

HRNZ and NZMTC and Thoroughbred Ratings Pty Ltd accepts no responsibility for the completeness or accuracy of any of the information contained herein, and makes no representations about its suitability for any particular purpose. Users should make their own judgements about those matters and/or seek independent advice. You assume all risks associated with use of the data provided on this page.

Race Results

March 22, 2024, Race 2, RICOH NEW ZEALAND TROT, Distance 2600m, Addington - Survey 3200m

Result	TAB no.	Horse (Barrier)	2200m to	2000m to	1800m to	1600m to	1400m to	1200m to	1000m to	800m to	600m to	400m to	200m to	Total or	Margin
9th	7	Looklikeatrix... (7)	2000m	1800m	1600m	1400m	1200m	1000m	800m	600m	400m	200m	WP	Average	
		Position in running (margin)	11(21.4)	10(21.1)	10(14.5)	11(14.4)	11(16.2)	11(13.2)	9(13.5)	8(10.2)	8(8.9)	8(9.8)	9(10.3)		11.40
		Sectional time (s)	15.32	14.33	16.35	15.20	14.67	14.49	15.18	15.60	16.02	15.10	15.53		
		Cumulative time (s)	167.79	152.47	138.14	121.79	106.59	91.92	77.43	62.25	46.65	30.63	15.53	3:21.25	
		Speed (m/s)	13.05	13.96	12.23	13.16	13.63	13.80	13.18	12.82	12.48	13.25	12.88	12.92	
		Stride length (m)	5.84	6.10	5.85	6.20	6.25	6.21	5.84	5.90	5.62	5.88	5.93	5.94	
		Stride duration (s)	0.447	0.437	0.478	0.471	0.458	0.450	0.443	0.460	0.450	0.443	0.460	0.459	
		Stride efficiency (%)	53.22	58.11	53.43	60.02	61.04	60.24	53.26	54.46	49.33	53.95	54.92	55.05	
		Stride count	34.27	32.80	34.20	32.27	32.00	32.21	34.26	33.88	35.60	34.04	33.74	438.07	



Note: Horizontal distance axis grid lines are 200m furlongs.

Disclaimer.

HRNZ and NZMTC and Thoroughbred Ratings Pty Ltd accepts no responsibility for the completeness or accuracy of any of the information contained herein, and makes no representations about its suitability for any particular purpose. Users should make their own judgements about those matters and/or seek independent advice. You assume all risks associated with use of the data provided on this page.



Race Results



March 22, 2024, Race 2, RICOH NEW ZEALAND TROT, Distance 2600m, Addington - Survey 3200m

Result	TAB no.	Horse (Barrier)	2600 to	2400m to
10th	11	Who's Queen (11)	2400m	2200m
		Position in running (margin)	-	8(10.4)
		Sectional time (s)	17.91	14.82
		Cumulative time (s)	201.50	183.59
		Speed (m/s)	11.17	13.50
		Stride length (m)	4.82	5.54
		Stride duration (s)	0.425	0.411
		Stride efficiency (%)	36.27	47.94
		Stride count	41.51	36.11

Disclaimer.

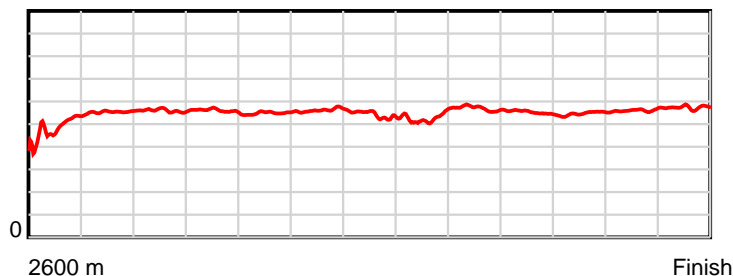
HRNZ and NZMTC and Thoroughbred Ratings Pty Ltd accepts no responsibility for the completeness or accuracy of any of the information contained herein, and makes no representations about its suitability for any particular purpose. Users should make their own judgements about those matters and/or seek independent advice. You assume all risks associated with use of the data provided on this page.

Race Results

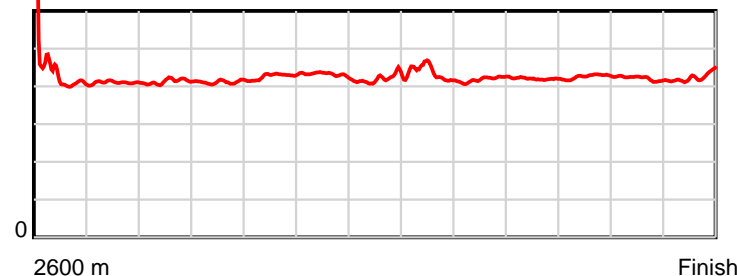
March 22, 2024, Race 2, RICOH NEW ZEALAND TROT, Distance 2600m, Addington - Survey 3200m

Result	TAB no.	Horse (Barrier)	2200m to	2000m to	1800m to	1600m to	1400m to	1200m to	1000m to	800m to	600m to	400m to	200m to	Total or	Margin
10th	11	Who's Queen (11)	2000m	1800m	1600m	1400m	1200m	1000m	800m	600m	400m	200m	WP	Average	
		Position in running (margin)	8(15.9)	8(15.6)	8(11.5)	7(8.7)	7(9.5)	10(11.2)	11(23.1)	11(19.6)	11(16.7)	11(16.5)	10(14.0)		12.70
		Sectional time (s)	15.33	14.73	15.92	15.04	15.44	16.43	15.15	15.34	15.84	14.59	14.96		
		Cumulative time (s)	168.77	153.44	138.71	122.79	107.75	92.31	75.88	60.73	45.39	29.55	14.96	3:21.50	
		Speed (m/s)	13.05	13.58	12.56	13.30	12.95	12.17	13.20	13.04	12.63	13.71	13.37	12.90	
		Stride length (m)	5.39	5.59	5.37	5.74	5.41	5.23	5.53	5.48	5.38	5.77	5.71	5.45	
		Stride duration (s)	0.413	0.411	0.428	0.431	0.417	0.430	0.419	0.420	0.426	0.421	0.427	0.422	
		Stride efficiency (%)	45.32	48.77	45.10	51.41	45.69	42.73	47.82	46.88	45.22	52.07	50.97	46.35	
		Stride count	37.14	35.80	37.23	34.87	36.99	38.25	36.15	36.52	37.18	34.65	35.02	477.42	

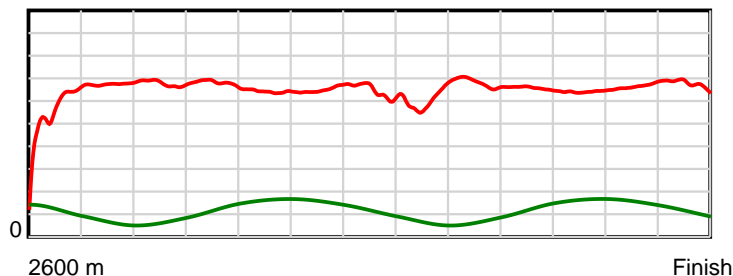
10 m Stride length



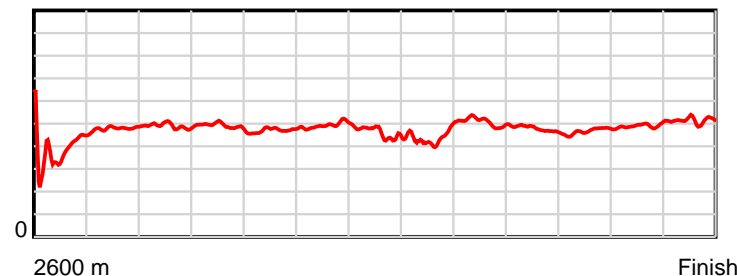
0.6 s Stride duration



20 m/sec Speed



100 % Stride efficiency



Note: Horizontal distance axis grid lines are 200m furlongs.

Disclaimer.

HRNZ and NZMTC and Thoroughbred Ratings Pty Ltd accepts no responsibility for the completeness or accuracy of any of the information contained herein, and makes no representations about its suitability for any particular purpose. Users should make their own judgements about those matters and/or seek independent advice. You assume all risks associated with use of the data provided on this page.



Race Results



March 22, 2024, Race 2, RICOH NEW ZEALAND TROT, Distance 2600m, Addington - Survey 3200m

Result	TAB no.	Horse (Barrier)	2600 to	2400m to
11th	1	Regal Sierra (2)	2400m	2200m
		Position in running (margin)	-	9(10.8)
		Sectional time (s)	17.93	15.23
		Cumulative time (s)	204.08	186.15
		Speed (m/s)	11.15	13.13
		Stride length (m)	5.44	6.23
		Stride duration (s)	0.475	0.474
		Stride efficiency (%)	46.29	60.62
		Stride count	36.75	32.11

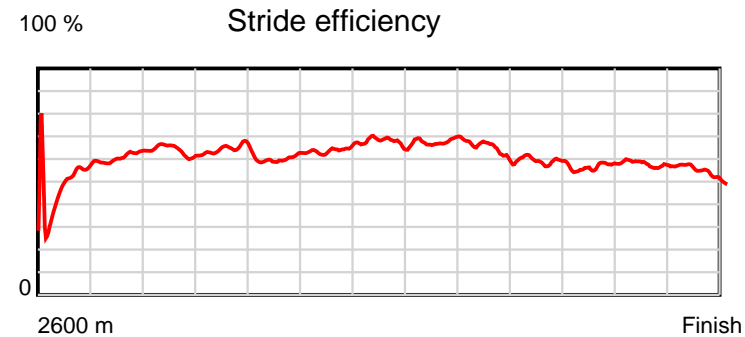
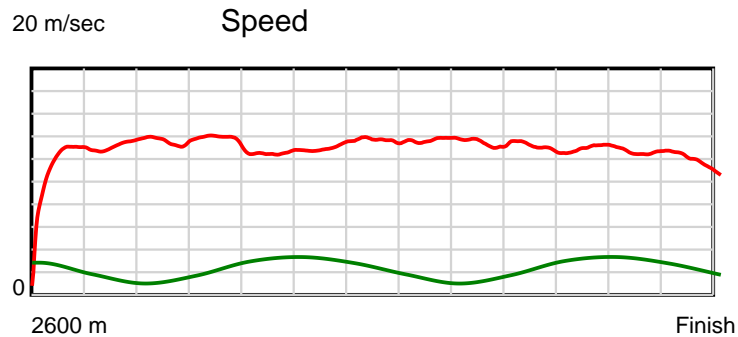
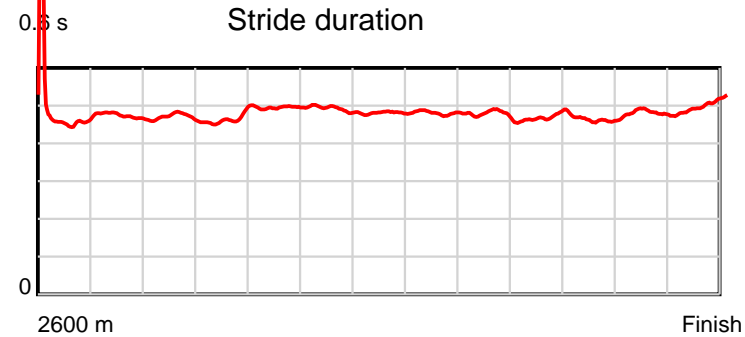
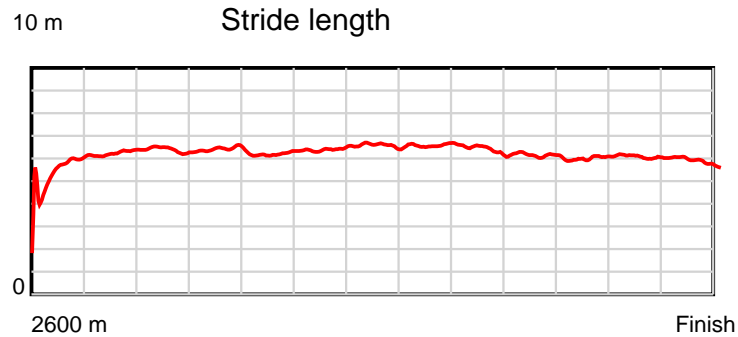
Disclaimer.

HRNZ and NZMTC and Thoroughbred Ratings Pty Ltd accepts no responsibility for the completeness or accuracy of any of the information contained herein, and makes no representations about its suitability for any particular purpose. Users should make their own judgements about those matters and/or seek independent advice. You assume all risks associated with use of the data provided on this page.

Race Results

March 22, 2024, Race 2, RICOH NEW ZEALAND TROT, Distance 2600m, Addington - Survey 3200m

Result	TAB no.	Horse (Barrier)	2200m to	2000m to	1800m to	1600m to	1400m to	1200m to	1000m to	800m to	600m to	400m to	200m to	Total or	Margin
11th	1	Regal Sierra (2)	2000m	1800m	1600m	1400m	1200m	1000m	800m	600m	400m	200m	WP	Average	
		Position in running (margin)	9(18.7)	9(18.1)	9(12.5)	10(12.3)	10(13.9)	9(10.9)	8(12.8)	9(11.6)	9(9.1)	9(9.8)	11(15.8)		27.10
		Sectional time (s)	15.28	14.49	16.34	15.16	14.67	14.75	15.53	15.41	15.99	16.00	17.30		
		Cumulative time (s)	170.92	155.64	141.15	124.81	109.65	94.98	80.23	64.70	49.29	33.30	17.30	3:24.08	
		Speed (m/s)	13.09	13.80	12.24	13.19	13.63	13.56	12.88	12.98	12.51	12.50	11.56	12.74	
		Stride length (m)	6.15	6.44	6.05	6.48	6.55	6.51	6.13	6.11	5.79	6.01	5.83	6.12	
		Stride duration (s)	0.470	0.467	0.494	0.491	0.481	0.480	0.476	0.471	0.463	0.481	0.504	0.480	
		Stride efficiency (%)	59.12	64.82	57.22	65.68	67.05	66.31	58.81	58.27	52.40	56.38	53.03	58.46	
		Stride count	32.52	31.05	33.05	30.85	30.53	30.70	32.60	32.75	34.54	33.30	34.33	425.08	



Note: Horizontal distance axis grid lines are 200m furlongs.

Disclaimer.

HRNZ and NZMTC and Thoroughbred Ratings Pty Ltd accepts no responsibility for the completeness or accuracy of any of the information contained herein, and makes no representations about its suitability for any particular purpose. Users should make their own judgements about those matters and/or seek independent advice. You assume all risks associated with use of the data provided on this page.



Race Results



March 22, 2024, Race 2, RICOH NEW ZEALAND TROT, Distance 2600m, Addington - Survey 3200m

Result	TAB no.	Horse (Barrier)	2600 to	2400m to
12th	12	Downtown Orlan... (0)	2400m	2200m
		Position in running (margin)	-	11(14.9)
		Sectional time (s)	18.38	14.96
		Cumulative time (s)	206.35	187.97
		Speed (m/s)	10.88	13.37
		Stride length (m)	5.71	6.14
		Stride duration (s)	0.470	0.459
		Stride efficiency (%)	50.97	58.97
		Stride count	35.02	32.56

Disclaimer.

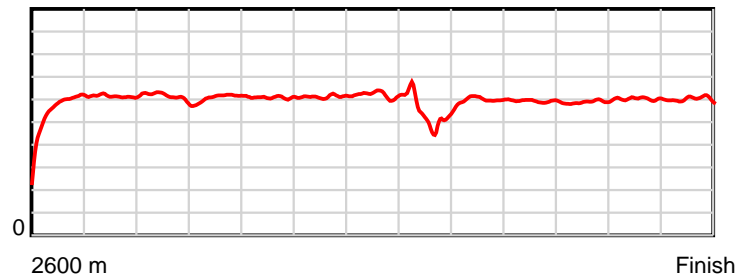
HRNZ and NZMTC and Thoroughbred Ratings Pty Ltd accepts no responsibility for the completeness or accuracy of any of the information contained herein, and makes no representations about its suitability for any particular purpose. Users should make their own judgements about those matters and/or seek independent advice. You assume all risks associated with use of the data provided on this page.

Race Results

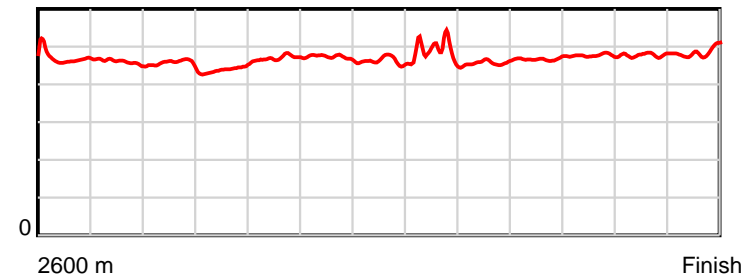
March 22, 2024, Race 2, RICOH NEW ZEALAND TROT, Distance 2600m, Addington - Survey 3200m

Result	TAB no.	Horse (Barrier)	2200m to	2000m to	1800m to	1600m to	1400m to	1200m to	1000m to	800m to	600m to	400m to	200m to	Total or	Margin
12th	12	Downtown Orlan... (0)	2000m	1800m	1600m	1400m	1200m	1000m	800m	600m	400m	200m	WP	Average	
		Position in running (margin)	10(21.2)	11(21.3)	11(15.0)	9(11.7)	9(12.2)	8(10.5)	12(30.5)	12(30.2)	12(28.7)	12(34.2)	12(37.2)		39.70
		Sectional time (s)	15.39	14.37	15.82	14.99	14.88	17.78	15.68	15.57	16.79	15.51	16.23		
		Cumulative time (s)	173.01	157.62	143.25	127.43	112.44	97.56	79.78	64.10	48.53	31.74	16.23	3:26.35	
		Speed (m/s)	13.00	13.92	12.64	13.34	13.44	11.25	12.76	12.85	11.91	12.89	12.32	12.60	
		Stride length (m)	5.93	6.12	5.94	6.30	6.21	5.46	5.84	6.00	5.68	6.16	6.02	5.95	
		Stride duration (s)	0.456	0.440	0.470	0.472	0.462	0.486	0.458	0.467	0.477	0.478	0.488	0.473	
		Stride efficiency (%)	54.86	58.61	55.17	61.96	60.28	46.61	53.28	56.29	50.42	59.36	56.57	55.39	
		Stride count	33.75	32.66	33.66	31.76	32.20	36.62	34.25	33.32	35.21	32.45	33.24	436.70	

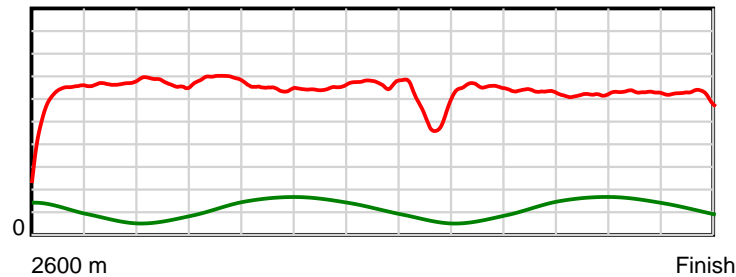
10 m Stride length



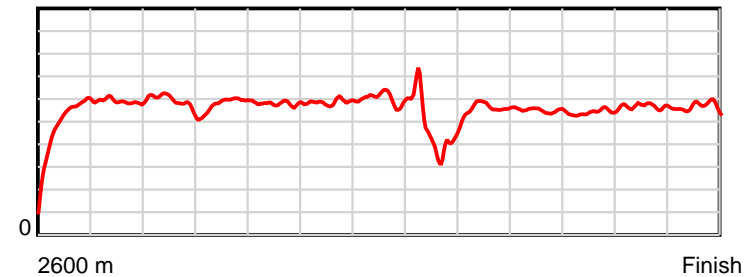
0.6 s Stride duration



20 m/sec Speed



100 % Stride efficiency



Note: Horizontal distance axis grid lines are 200m furlongs.

Disclaimer.

HRNZ and NZMTC and Thoroughbred Ratings Pty Ltd accepts no responsibility for the completeness or accuracy of any of the information contained herein, and makes no representations about its suitability for any particular purpose. Users should make their own judgements about those matters and/or seek independent advice. You assume all risks associated with use of the data provided on this page.