



## Race Results

NZ Metropolitan Trotting Club Inc, HRNZ, March 22, 2024

Compilation date: March 22, 2024, 6:59:22 PM (NZDT)

Copyright © 2024 HRNZ and NZMTC. All rights reserved.

### Trademarks.

StrideMASTER is a registered trademark of Thoroughbred Ratings Pty Ltd.

### Disclaimer.

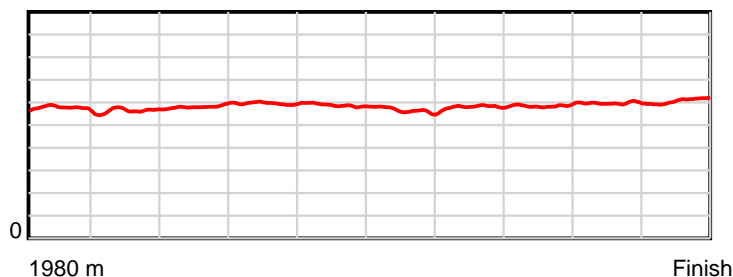
HRNZ and NZMTC and Thoroughbred Ratings Pty Ltd accepts no responsibility for the completeness or accuracy of any of the information contained herein, and makes no representations about its suitability for any particular purpose. Users should make their own judgements about those matters and/or seek independent advice. You assume all risks associated with use of the data provided on this page.

# Race Results

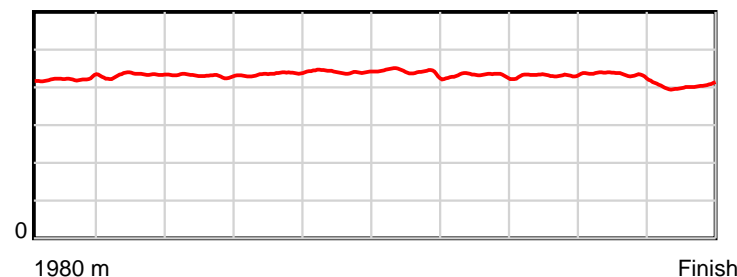
March 22, 2024, Race 5, GARRARDS MOBILE PACE, Distance 1980m, Addington - Survey 1980m

Result	TAB no.	Horse (Barrier)	1980 to	1800m to	1600m to	1400m to	1200m to	1000m to	800m to	600m to	400m to	200m to	Total or	Margin
1st	12	<b>Flying Bird (11)</b>	<b>1800m</b>	<b>1600m</b>	<b>1400m</b>	<b>1200m</b>	<b>1000m</b>	<b>800m</b>	<b>600m</b>	<b>400m</b>	<b>200m</b>	<b>WP</b>	<b>Average</b>	
		Position in running (margin)	-	9(9.4)	8(12.5)	6(11.7)	6(10.3)	7(7.9)	7(7.2)	7(4.1)	5(3.9)	7(3.9)		0.00
		Sectional time (s)	13.73	15.56	14.82	14.66	14.76	15.62	14.87	14.95	14.60	13.17		
		Cumulative time (s)	146.74	133.01	117.45	102.63	87.97	73.21	57.59	42.72	27.77	13.17	2:26.74	
		Speed (m/s)	13.11	12.85	13.50	13.64	13.55	12.80	13.45	13.38	13.70	15.19	13.49	
		Stride length (m)	5.76	5.56	5.81	5.95	5.98	5.64	5.81	5.78	5.93	6.13	5.83	
		Stride duration (s)	0.422	0.433	0.431	0.436	0.441	0.441	0.432	0.432	0.433	0.403	0.432	
		Stride efficiency (%)	51.92	48.37	52.80	55.29	55.93	49.79	52.75	52.24	54.99	58.65	53.17	
		Stride count	31.23	35.95	34.41	33.62	33.43	35.43	34.42	34.59	33.72	32.65	339.45	

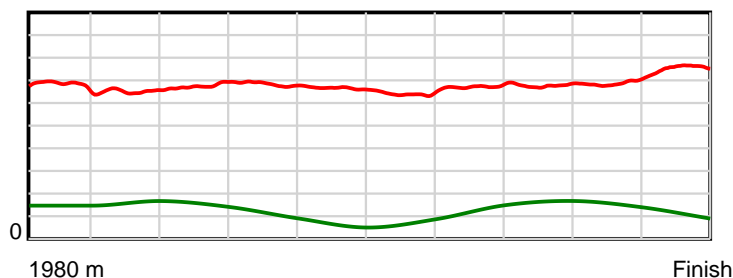
10 m Stride length



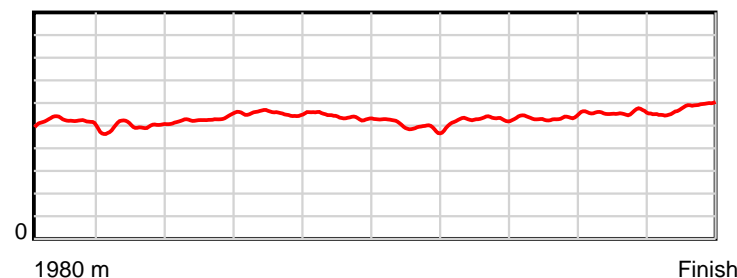
0.6 s Stride duration



20 m/sec Speed



100 % Stride efficiency



Note: Horizontal distance axis grid lines are 200m furlongs.

## Disclaimer.

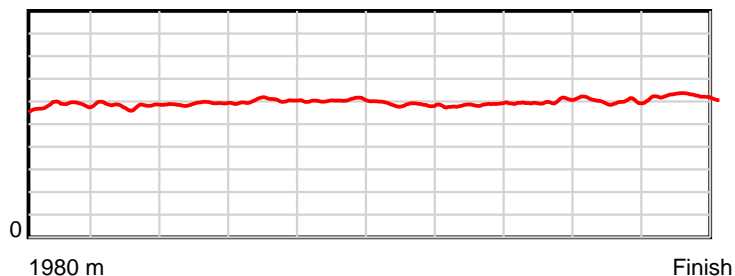
HRNZ and NZMTC and Thoroughbred Ratings Pty Ltd accepts no responsibility for the completeness or accuracy of any of the information contained herein, and makes no representations about its suitability for any particular purpose. Users should make their own judgements about those matters and/or seek independent advice. You assume all risks associated with use of the data provided on this page.

# Race Results

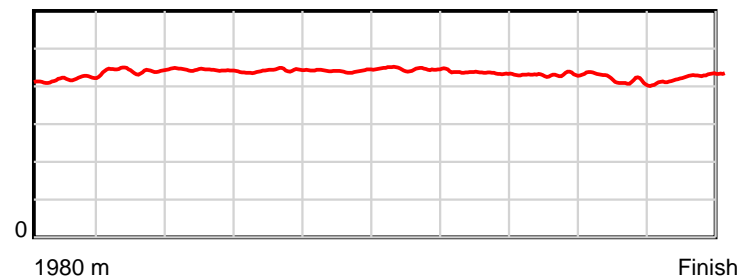
March 22, 2024, Race 5, GARRARDS MOBILE PACE, Distance 1980m, Addington - Survey 1980m

Result	TAB no.	Horse (Barrier)	1980 to	1800m to	1600m to	1400m to	1200m to	1000m to	800m to	600m to	400m to	200m to	Total or	Margin
2nd	2	Radioactive Ja... (2)	1800m	1600m	1400m	1200m	1000m	800m	600m	400m	200m	WP	Average	
		Position in running (margin)	-	5(5.2)	6(11.6)	7(13.1)	7(11.8)	5(7.2)	6(6.0)	5(3.0)	7(5.1)	4(2.9)		0.70
		Sectional time (s)	12.82	16.11	15.21	14.68	14.39	15.53	14.88	15.32	14.24	13.68		
		Cumulative time (s)	146.86	134.04	117.93	102.72	88.04	73.65	58.12	43.24	27.92	13.68	2:26.86	
		Speed (m/s)	14.04	12.41	13.15	13.62	13.90	12.88	13.44	13.05	14.04	14.62	13.48	
		Stride length (m)	5.85	5.49	5.82	6.02	6.14	5.74	5.85	5.63	5.84	6.24	5.85	
		Stride duration (s)	0.419	0.443	0.443	0.442	0.441	0.446	0.435	0.431	0.416	0.427	0.434	
		Stride efficiency (%)	53.39	47.18	53.02	56.58	58.82	51.49	53.44	49.55	53.24	60.76	53.54	
		Stride count	30.79	36.40	34.34	33.24	32.60	34.84	34.20	35.52	34.26	32.07	338.26	

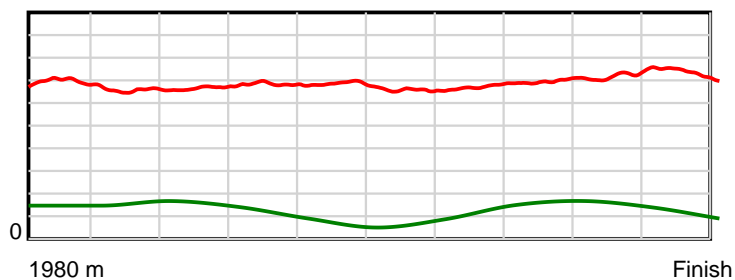
10 m Stride length



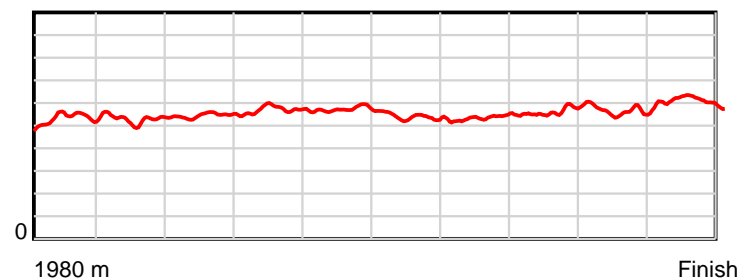
0.6 s Stride duration



20 m/sec Speed



100 % Stride efficiency



Note: Horizontal distance axis grid lines are 200m furlongs.

**Disclaimer.**

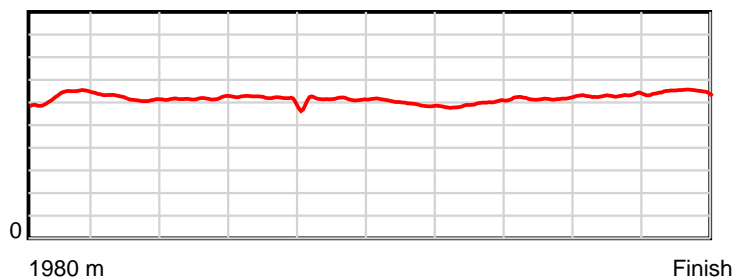
HRNZ and NZMTC and Thoroughbred Ratings Pty Ltd accepts no responsibility for the completeness or accuracy of any of the information contained herein, and makes no representations about its suitability for any particular purpose. Users should make their own judgements about those matters and/or seek independent advice. You assume all risks associated with use of the data provided on this page.

# Race Results

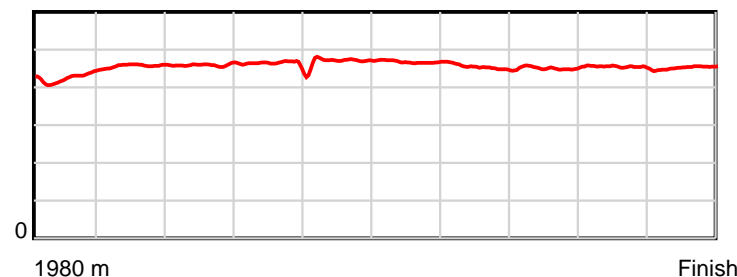
March 22, 2024, Race 5, GARRARDS MOBILE PACE, Distance 1980m, Addington - Survey 1980m

Result	TAB no.	Horse (Barrier)	1980 to	1800m to	1600m to	1400m to	1200m to	1000m to	800m to	600m to	400m to	200m to	Total or	Margin
3rd	1	<b>Glengarry Moon... (1)</b>	<b>1800m</b>	<b>1600m</b>	<b>1400m</b>	<b>1200m</b>	<b>1000m</b>	<b>800m</b>	<b>600m</b>	<b>400m</b>	<b>200m</b>	<b>WP</b>	<b>Average</b>	
		Position in running (margin)	-	1(0.0)	1(0.0)	1(0.0)	1(0.0)	1(0.0)	1(0.0)	1(0.0)	1(0.0)	1(0.0)		0.80
		Sectional time (s)	12.04	15.05	14.95	14.90	15.16	15.73	15.38	14.98	14.60	14.10		
		Cumulative time (s)	146.89	134.85	119.80	104.85	89.95	74.79	59.06	43.68	28.70	14.10	2:26.89	
		Speed (m/s)	14.95	13.29	13.38	13.42	13.19	12.71	13.00	13.35	13.70	14.18	13.48	
		Stride length (m)	6.31	6.08	6.14	6.16	6.24	5.94	5.90	6.02	6.21	6.42	6.14	
		Stride duration (s)	0.425	0.458	0.459	0.459	0.473	0.468	0.453	0.451	0.454	0.452	0.455	
		Stride efficiency (%)	62.24	57.78	58.96	59.32	60.80	55.20	54.36	56.66	60.35	64.33	58.86	
		Stride count	28.52	32.89	32.56	32.46	32.06	33.65	33.91	33.21	32.18	31.17	322.61	

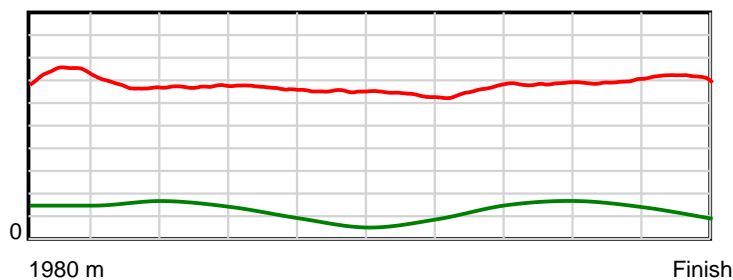
10 m Stride length



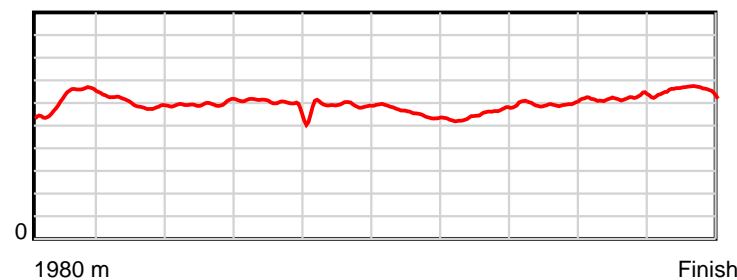
0.6 s Stride duration



20 m/sec Speed



100 % Stride efficiency



Note: Horizontal distance axis grid lines are 200m furlongs.

## Disclaimer.

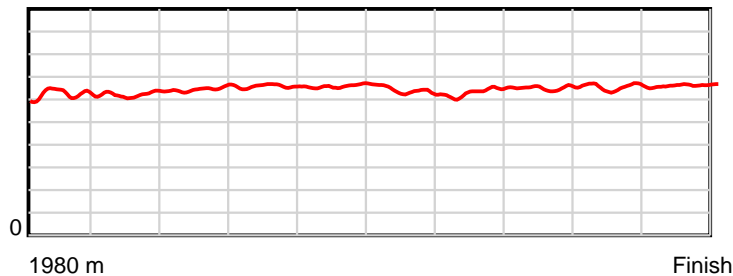
HRNZ and NZMTC and Thoroughbred Ratings Pty Ltd accepts no responsibility for the completeness or accuracy of any of the information contained herein, and makes no representations about its suitability for any particular purpose. Users should make their own judgements about those matters and/or seek independent advice. You assume all risks associated with use of the data provided on this page.

# Race Results

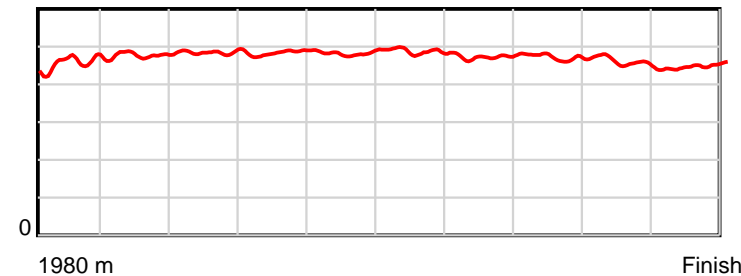
March 22, 2024, Race 5, GARRARDS MOBILE PACE, Distance 1980m, Addington - Survey 1980m

Result	TAB no.	Horse (Barrier)	1980 to	1800m to	1600m to	1400m to	1200m to	1000m to	800m to	600m to	400m to	200m to	Total or	Margin
4th	6	Kirkman (6)	1800m	1600m	1400m	1200m	1000m	800m	600m	400m	200m	WP	Average	
		Position in running (margin)	-	7(7.2)	7(11.6)	8(14.1)	8(12.8)	8(9.1)	8(7.3)	8(4.5)	6(4.9)	6(3.6)		1.00
		Sectional time (s)	13.13	15.79	15.36	14.68	14.56	15.44	14.90	15.04	14.40	13.61		
		Cumulative time (s)	146.91	133.78	117.99	102.63	87.95	73.39	57.95	43.05	28.01	13.61	2:26.91	
		Speed (m/s)	13.71	12.67	13.02	13.62	13.74	12.95	13.42	13.30	13.89	14.70	13.48	
		Stride length (m)	6.26	6.04	6.32	6.59	6.62	6.31	6.35	6.27	6.35	6.59	6.37	
		Stride duration (s)	0.459	0.477	0.485	0.484	0.482	0.487	0.473	0.472	0.457	0.449	0.472	
		Stride efficiency (%)	61.20	57.05	62.42	67.90	68.57	62.29	62.91	61.46	63.06	67.96	63.37	
		Stride count	28.76	33.10	31.64	30.34	30.19	31.68	31.52	31.89	31.48	30.33	310.93	

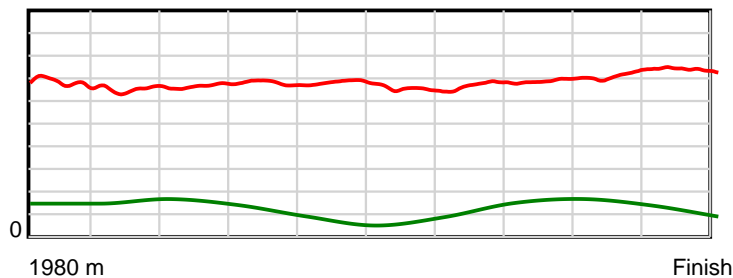
10 m Stride length



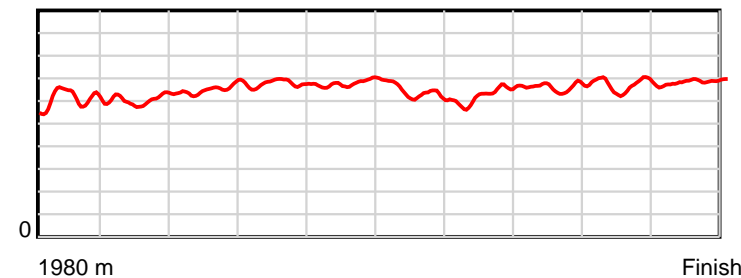
0.6 s Stride duration



20 m/sec Speed



100 % Stride efficiency



Note: Horizontal distance axis grid lines are 200m furlongs.

## Disclaimer.

HRNZ and NZMTC and Thoroughbred Ratings Pty Ltd accepts no responsibility for the completeness or accuracy of any of the information contained herein, and makes no representations about its suitability for any particular purpose. Users should make their own judgements about those matters and/or seek independent advice. You assume all risks associated with use of the data provided on this page.



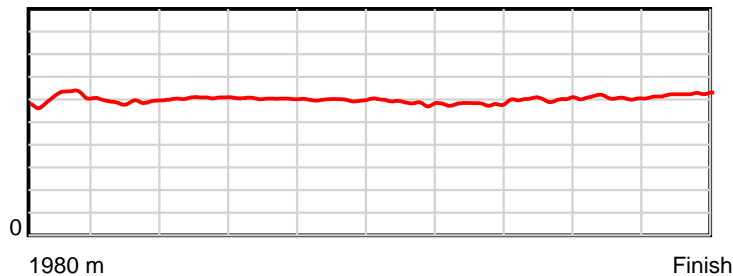
# Race Results



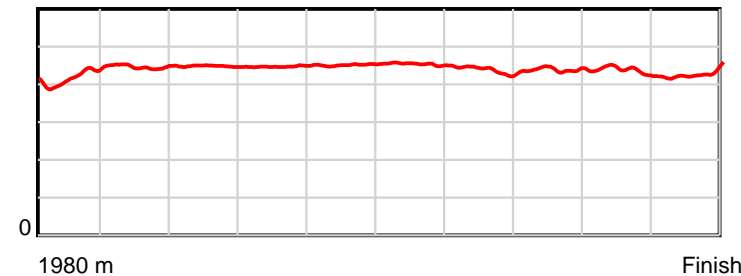
March 22, 2024, Race 5, GARRARDS MOBILE PACE, Distance 1980m, Addington - Survey 1980m

Result	TAB no.	Horse (Barrier)	1980 to	1800m to	1600m to	1400m to	1200m to	1000m to	800m to	600m to	400m to	200m to	Total or	Margin
5th	4	Arden's Pursui... (4)	1800m	1600m	1400m	1200m	1000m	800m	600m	400m	200m	WP	Average	
		Position in running (margin)	-	2(1.6)	3(5.3)	3(6.0)	3(6.2)	3(4.7)	3(3.2)	4(1.8)	4(2.3)	3(2.7)		1.20
		Sectional time (s)	12.17	15.66	15.07	14.93	14.93	15.47	15.15	15.06	14.67	13.85		
		Cumulative time (s)	146.96	134.79	119.13	104.06	89.13	74.20	58.73	43.58	28.52	13.85	2:26.96	
		Speed (m/s)	14.79	12.77	13.27	13.40	13.40	12.93	13.20	13.28	13.63	14.44	13.47	
		Stride length (m)	6.05	5.71	5.95	5.99	6.05	5.87	5.78	5.83	5.95	6.21	5.93	
		Stride duration (s)	0.418	0.447	0.448	0.447	0.451	0.454	0.438	0.439	0.436	0.430	0.440	
		Stride efficiency (%)	57.14	50.87	55.26	56.12	57.11	53.78	52.28	53.02	55.33	60.25	55.01	
		Stride count	29.77	35.05	33.63	33.37	33.08	34.09	34.58	34.33	33.61	32.21	333.72	

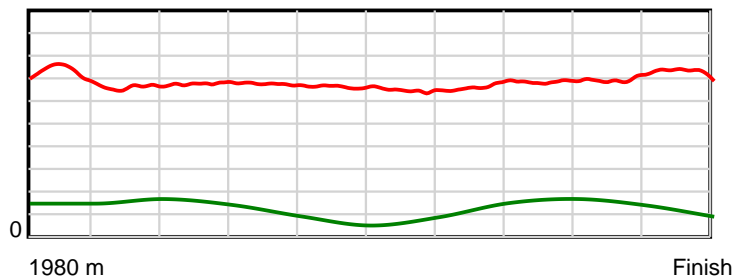
10 m Stride length



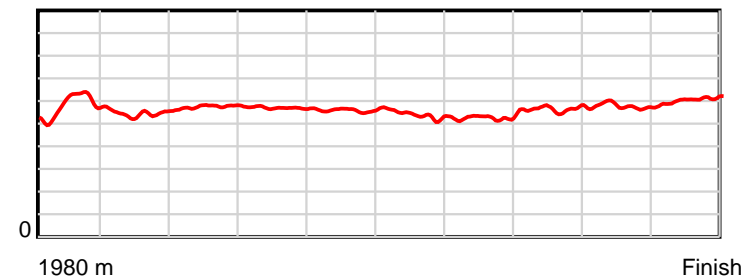
0.6 s Stride duration



20 m/sec Speed



100 % Stride efficiency



Note: Horizontal distance axis grid lines are 200m furlongs.

## Disclaimer.

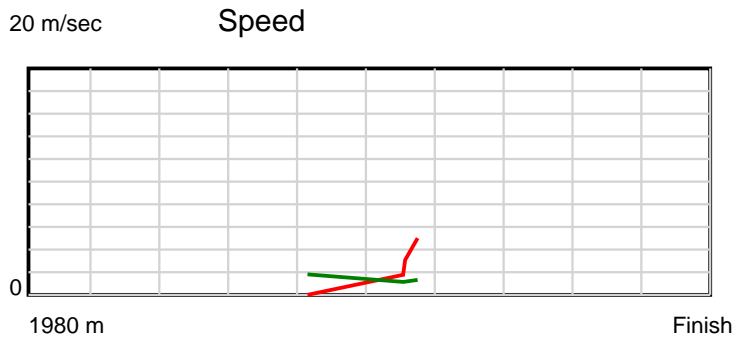
HRNZ and NZMTC and Thoroughbred Ratings Pty Ltd accepts no responsibility for the completeness or accuracy of any of the information contained herein, and makes no representations about its suitability for any particular purpose. Users should make their own judgements about those matters and/or seek independent advice. You assume all risks associated with use of the data provided on this page.



# Race Results

March 22, 2024, Race 5, GARRARDS MOBILE PACE, Distance 1980m, Addington - Survey 1980m

Result	TAB no.	Horse (Barrier)	1980 to	1800m to	1600m to	1400m to	1200m to	1000m to	800m to	600m to	400m to	200m to	Total or	Margin
6th	8	Wolf Of Wall S... (8)	1800m	1600m	1400m	1200m	1000m	800m	600m	400m	200m	WP	Average	
		Position in running (margin)	-	8(9.0)	9(13.6)	10(15.6)	10(13.7)	10(10.8)	10(9.3)	10(6.0)	9(6.1)	8(4.8)		1.70
		Sectional time (s)	13.51	15.81	15.30	14.58	14.67	15.50	14.83	14.99	14.39	13.46		
		Cumulative time (s)	147.04	133.53	117.72	102.42	87.84	73.17	57.67	42.84	27.85	13.46	2:27.04	
		Speed (m/s)	13.33	12.65	13.07	13.72	13.63	12.90	13.49	13.34	13.90	14.86	13.47	
		Stride length (m)	0.00	0.00	0.00	0.00	984.71	24.47	36.62	36.23	37.75	40.34	66.87	
		Stride duration (s)	0.000	0.000	0.000	0.000	72.241	1.896	2.715	2.715	2.715	2.715	4.966	
		Stride efficiency (%)	0.00	0.00	0.00	0.00	1515238.12	935.89	2096.04	2051.18	2226.61	2543.16	6987.42	
		Stride count	0.00	0.00	0.00	0.00	0.20	8.17	5.46	5.52	5.30	4.96	29.61	



Note: Horizontal distance axis grid lines are 200m furlongs.

**Disclaimer.**

HRNZ and NZMTC and Thoroughbred Ratings Pty Ltd accepts no responsibility for the completeness or accuracy of any of the information contained herein, and makes no representations about its suitability for any particular purpose. Users should make their own judgements about those matters and/or seek independent advice. You assume all risks associated with use of the data provided on this page.



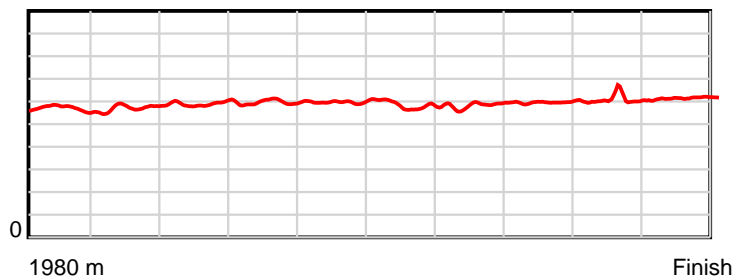
# Race Results



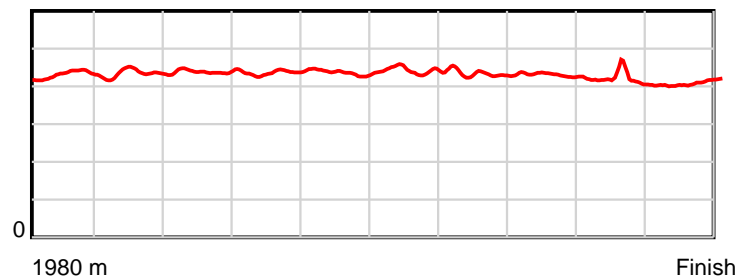
March 22, 2024, Race 5, GARRARDS MOBILE PACE, Distance 1980m, Addington - Survey 1980m

Result	TAB no.	Horse (Barrier)	1980 to	1800m to	1600m to	1400m to	1200m to	1000m to	800m to	600m to	400m to	200m to	Total or	Margin
7th	7	<b>Carrera Kahu (7)</b>	<b>1800m</b>	<b>1600m</b>	<b>1400m</b>	<b>1200m</b>	<b>1000m</b>	<b>800m</b>	<b>600m</b>	<b>400m</b>	<b>200m</b>	<b>WP</b>	<b>Average</b>	
		Position in running (margin)	-	10(11.1)	11(16.1)	11(17.5)	11(16.3)	11(13.0)	11(11.0)	11(8.3)	11(8.5)	10(6.7)		2.30
		Sectional time (s)	13.82	15.87	15.19	14.69	14.62	15.40	14.92	15.03	14.30	13.31		
		Cumulative time (s)	147.15	133.33	117.46	102.27	87.58	72.96	57.56	42.64	27.61	13.31	2:27.15	
		Speed (m/s)	13.03	12.60	13.17	13.61	13.68	12.99	13.40	13.31	13.99	15.03	13.46	
		Stride length (m)	5.71	5.46	5.79	5.93	5.97	5.74	5.81	5.73	5.80	6.16	5.81	
		Stride duration (s)	0.432	0.434	0.440	0.436	0.436	0.442	0.433	0.431	0.415	0.410	0.432	
		Stride efficiency (%)	50.98	46.67	52.38	55.03	55.63	51.57	52.70	51.33	52.64	59.29	52.69	
		Stride count	31.51	36.60	34.55	33.70	33.52	34.82	34.44	34.90	34.46	32.47	340.97	

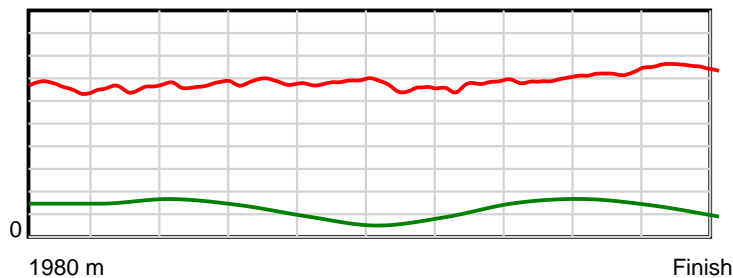
10 m Stride length



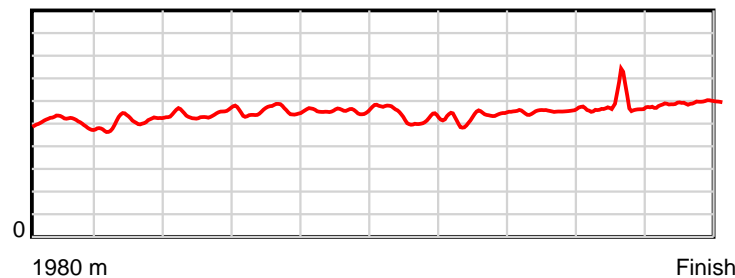
0.6 s Stride duration



20 m/sec Speed



100 % Stride efficiency



Note: Horizontal distance axis grid lines are 200m furlongs.

## Disclaimer.

HRNZ and NZMTC and Thoroughbred Ratings Pty Ltd accepts no responsibility for the completeness or accuracy of any of the information contained herein, and makes no representations about its suitability for any particular purpose. Users should make their own judgements about those matters and/or seek independent advice. You assume all risks associated with use of the data provided on this page.

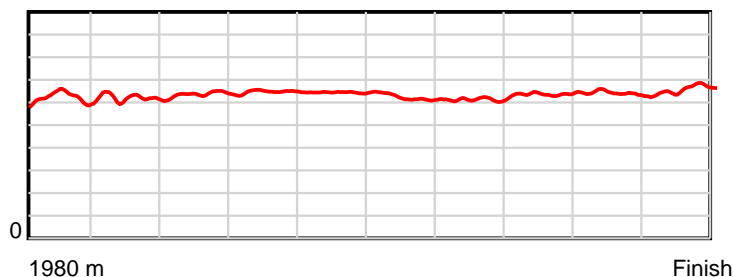


# Race Results

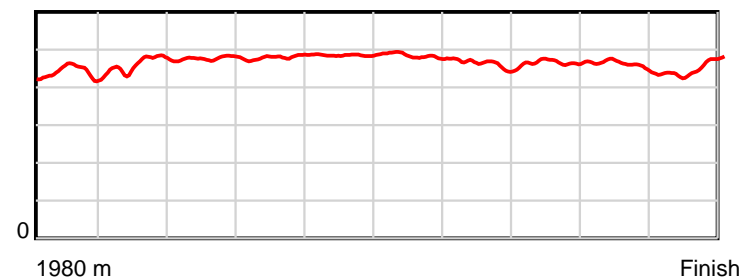
March 22, 2024, Race 5, GARRARDS MOBILE PACE, Distance 1980m, Addington - Survey 1980m

Result	TAB no.	Horse (Barrier)	1980 to	1800m to	1600m to	1400m to	1200m to	1000m to	800m to	600m to	400m to	200m to	Total or	Margin
8th	11	Jaccka Opa (10)	1800m	1600m	1400m	1200m	1000m	800m	600m	400m	200m	WP	Average	
		Position in running (margin)	-	6(5.9)	5(8.2)	4(9.2)	4(8.7)	6(7.5)	5(5.8)	6(3.4)	8(5.3)	9(5.0)		2.40
		Sectional time (s)	12.91	15.43	15.11	14.82	14.97	15.44	14.99	15.29	14.55	13.66		
		Cumulative time (s)	147.17	134.26	118.83	103.72	88.90	73.93	58.49	43.50	28.21	13.66	2:27.17	
		Speed (m/s)	13.95	12.96	13.24	13.50	13.36	12.95	13.34	13.08	13.75	14.64	13.45	
		Stride length (m)	6.21	5.99	6.31	6.47	6.48	6.26	6.16	6.10	6.29	6.63	6.29	
		Stride duration (s)	0.440	0.462	0.477	0.480	0.485	0.483	0.462	0.467	0.457	0.453	0.467	
		Stride efficiency (%)	60.18	56.13	62.24	65.51	65.64	61.19	59.32	58.19	61.76	68.64	61.74	
		Stride count	29.01	33.37	31.69	30.89	30.86	31.96	32.46	32.77	31.81	30.18	315.00	

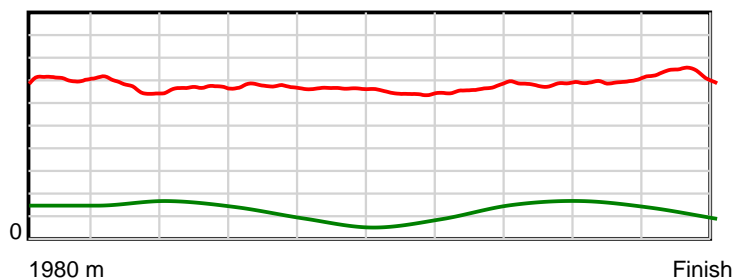
10 m Stride length



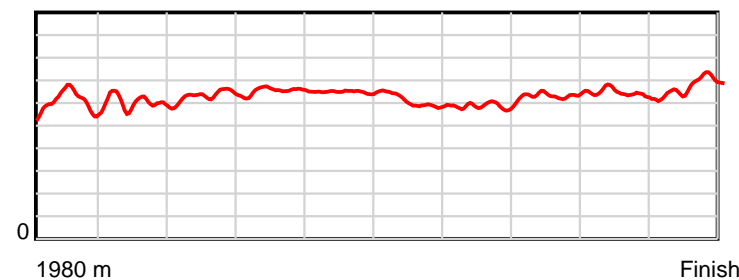
0.6 s Stride duration



20 m/sec Speed



100 % Stride efficiency



Note: Horizontal distance axis grid lines are 200m furlongs.

## Disclaimer.

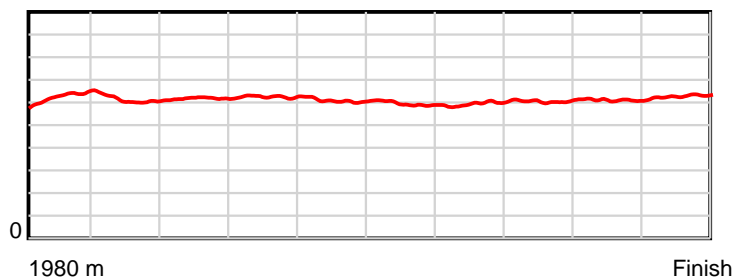
HRNZ and NZMTC and Thoroughbred Ratings Pty Ltd accepts no responsibility for the completeness or accuracy of any of the information contained herein, and makes no representations about its suitability for any particular purpose. Users should make their own judgements about those matters and/or seek independent advice. You assume all risks associated with use of the data provided on this page.

# Race Results

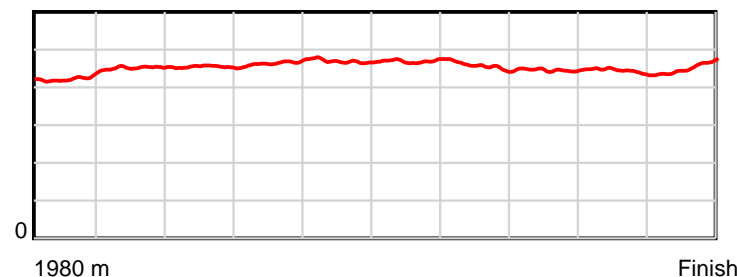
March 22, 2024, Race 5, GARRARDS MOBILE PACE, Distance 1980m, Addington - Survey 1980m

Result	TAB no.	Horse (Barrier)	1980 to	1800m to	1600m to	1400m to	1200m to	1000m to	800m to	600m to	400m to	200m to	Total or	Margin
9th	10	<b>Lord Mudrick (9)</b>	<b>1800m</b>	<b>1600m</b>	<b>1400m</b>	<b>1200m</b>	<b>1000m</b>	<b>800m</b>	<b>600m</b>	<b>400m</b>	<b>200m</b>	<b>WP</b>	<b>Average</b>	
		Position in running (margin)	-	3(1.8)	2(2.4)	2(2.4)	2(2.5)	2(2.1)	2(1.4)	3(1.2)	3(1.9)	2(2.6)		4.90
		Sectional time (s)	12.04	15.15	14.95	14.91	15.11	15.61	15.35	15.09	14.73	14.68		
		Cumulative time (s)	147.62	135.58	120.43	105.48	90.57	75.46	59.85	44.50	29.41	14.68	2:27.62	
		Speed (m/s)	14.95	13.20	13.38	13.41	13.24	12.81	13.03	13.25	13.58	13.62	13.41	
		Stride length (m)	6.29	5.97	6.07	6.24	6.21	6.02	5.95	5.91	6.02	6.20	6.08	
		Stride duration (s)	0.423	0.452	0.454	0.465	0.469	0.470	0.457	0.446	0.443	0.455	0.453	
		Stride efficiency (%)	61.82	55.68	57.62	60.80	60.25	56.58	55.34	54.65	56.55	60.09	57.82	
		Stride count	28.62	33.51	32.94	32.06	32.21	33.24	33.61	33.82	33.25	32.25	325.51	

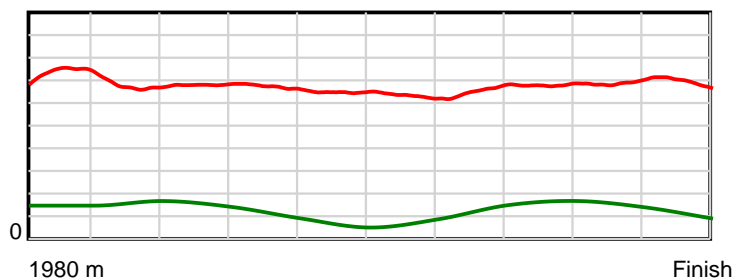
10 m Stride length



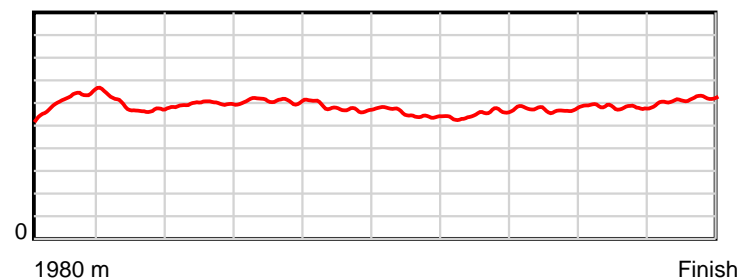
0.6 s Stride duration



20 m/sec Speed



100 % Stride efficiency



Note: Horizontal distance axis grid lines are 200m furlongs.

## Disclaimer.

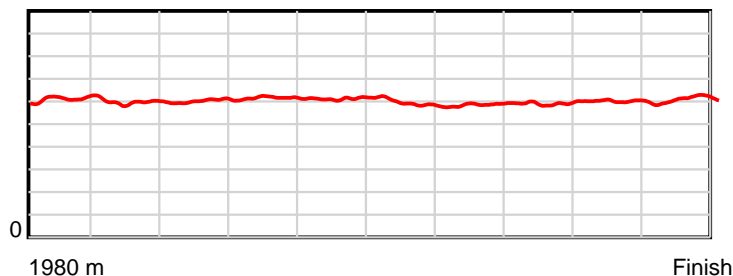
HRNZ and NZMTC and Thoroughbred Ratings Pty Ltd accepts no responsibility for the completeness or accuracy of any of the information contained herein, and makes no representations about its suitability for any particular purpose. Users should make their own judgements about those matters and/or seek independent advice. You assume all risks associated with use of the data provided on this page.

# Race Results

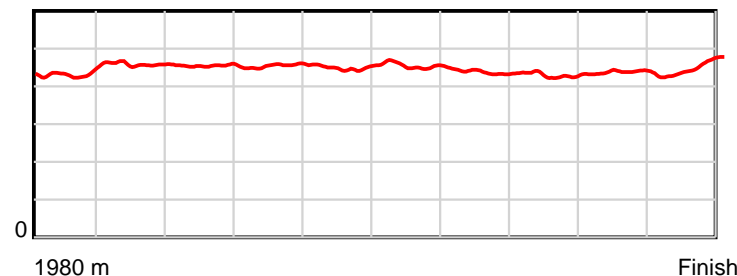
March 22, 2024, Race 5, GARRARDS MOBILE PACE, Distance 1980m, Addington - Survey 1980m

Result	TAB no.	Horse (Barrier)	1980 to	1800m to	1600m to	1400m to	1200m to	1000m to	800m to	600m to	400m to	200m to	Total or	Margin
10th	5	<b>Bettor Lover (5)</b>	<b>1800m</b>	<b>1600m</b>	<b>1400m</b>	<b>1200m</b>	<b>1000m</b>	<b>800m</b>	<b>600m</b>	<b>400m</b>	<b>200m</b>	<b>WP</b>	<b>Average</b>	
		Position in running (margin)	-	4(3.2)	4(7.8)	5(10.5)	5(9.1)	4(5.7)	4(3.6)	2(0.8)	2(1.4)	5(3.5)		7.50
		Sectional time (s)	12.43	15.82	15.40	14.66	14.60	15.39	14.90	15.09	14.95	14.84		
		Cumulative time (s)	148.08	135.65	119.83	104.43	89.77	75.17	59.78	44.88	29.79	14.84	2:28.08	
		Speed (m/s)	14.48	12.64	12.99	13.64	13.70	13.00	13.42	13.25	13.38	13.48	13.37	
		Stride length (m)	6.15	5.80	5.91	6.19	6.16	5.91	5.87	5.70	5.85	6.09	5.96	
		Stride duration (s)	0.431	0.459	0.455	0.454	0.449	0.455	0.438	0.430	0.437	0.452	0.445	
		Stride efficiency (%)	59.16	52.63	54.50	59.96	59.21	54.57	53.89	50.69	53.42	57.94	55.44	
		Stride count	29.25	34.46	33.86	32.29	32.49	33.84	34.06	35.11	34.21	32.85	332.42	

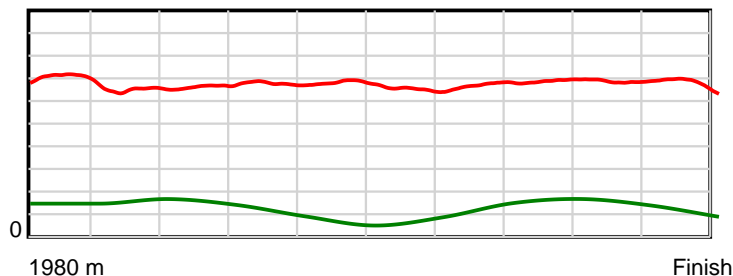
10 m Stride length



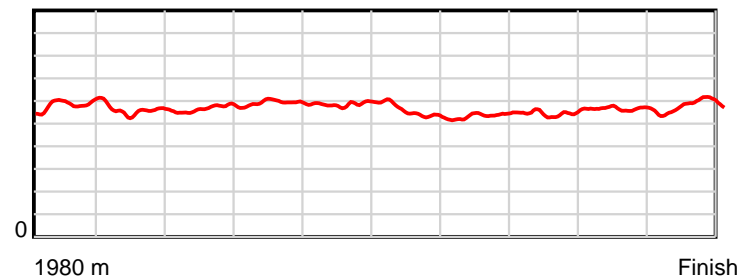
0.6 s Stride duration



20 m/sec Speed



100 % Stride efficiency



Note: Horizontal distance axis grid lines are 200m furlongs.

## Disclaimer.

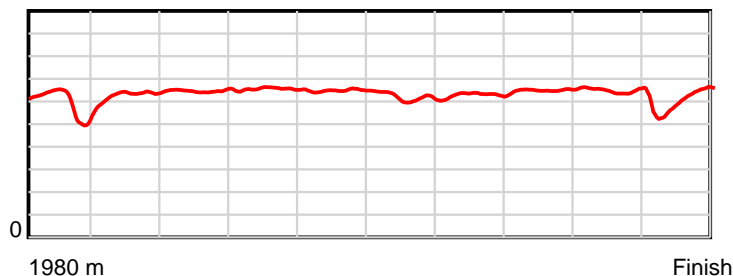
HRNZ and NZMTC and Thoroughbred Ratings Pty Ltd accepts no responsibility for the completeness or accuracy of any of the information contained herein, and makes no representations about its suitability for any particular purpose. Users should make their own judgements about those matters and/or seek independent advice. You assume all risks associated with use of the data provided on this page.

# Race Results

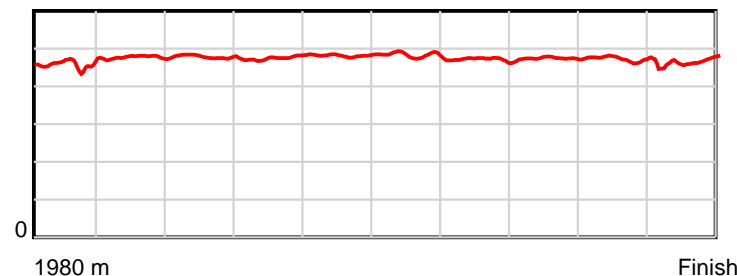
March 22, 2024, Race 5, GARRARDS MOBILE PACE, Distance 1980m, Addington - Survey 1980m

Result	TAB no.	Horse (Barrier)	1980 to	1800m to	1600m to	1400m to	1200m to	1000m to	800m to	600m to	400m to	200m to	Total or	Margin
11th	3	<b>Star Magic (3)</b>	<b>1800m</b>	<b>1600m</b>	<b>1400m</b>	<b>1200m</b>	<b>1000m</b>	<b>800m</b>	<b>600m</b>	<b>400m</b>	<b>200m</b>	<b>WP</b>	<b>Average</b>	
		Position in running (margin)	-	11(12.2)	10(15.9)	9(15.4)	9(12.9)	9(10.0)	9(9.1)	9(5.9)	10(6.4)	11(6.8)		13.40
		Sectional time (s)	13.89	15.67	14.87	14.47	14.69	15.58	14.85	15.05	14.67	15.40		
		Cumulative time (s)	149.14	135.25	119.58	104.71	90.24	75.55	59.97	45.12	30.07	15.40	2:29.14	
		Speed (m/s)	12.96	12.76	13.45	13.82	13.61	12.84	13.47	13.29	13.63	12.99	13.28	
		Stride length (m)	5.88	6.08	6.43	6.57	6.55	6.19	6.35	6.30	6.43	6.00	6.28	
		Stride duration (s)	0.457	0.476	0.478	0.475	0.481	0.482	0.471	0.474	0.471	0.462	0.473	
		Stride efficiency (%)	54.08	57.80	64.68	67.50	67.07	59.87	62.95	62.12	64.51	56.25	61.53	
		Stride count	30.60	32.88	31.09	30.43	30.53	32.31	31.51	31.72	31.13	33.33	315.53	

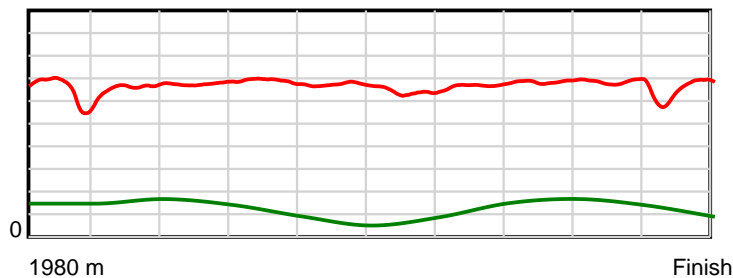
10 m Stride length



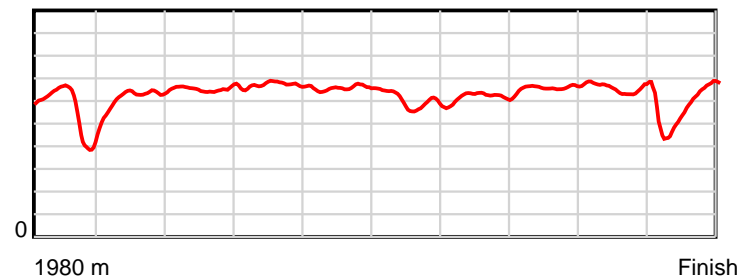
0.6 s Stride duration



20 m/sec Speed



100 % Stride efficiency



Note: Horizontal distance axis grid lines are 200m furlongs.

## Disclaimer.

HRNZ and NZMTC and Thoroughbred Ratings Pty Ltd accepts no responsibility for the completeness or accuracy of any of the information contained herein, and makes no representations about its suitability for any particular purpose. Users should make their own judgements about those matters and/or seek independent advice. You assume all risks associated with use of the data provided on this page.