



## Race Results

NZ Metropolitan Trotting Club Inc, HRNZ, March 22, 2024

Compilation date: March 22, 2024, 7:28:44 PM (NZDT)

Copyright © 2024 HRNZ and NZMTC. All rights reserved.

### Trademarks.

StrideMASTER is a registered trademark of Thoroughbred Ratings Pty Ltd.

### Disclaimer.

HRNZ and NZMTC and Thoroughbred Ratings Pty Ltd accepts no responsibility for the completeness or accuracy of any of the information contained herein, and makes no representations about its suitability for any particular purpose. Users should make their own judgements about those matters and/or seek independent advice. You assume all risks associated with use of the data provided on this page.



# Race Results



March 22, 2024, Race 6, LIVAMOL HANDICAP TROT, Distance 2600m, Addington - Survey 3200m

Result	TAB no.	Horse (Barrier)	2600 to	2400m to
1st	1	<b>El Conqueror (3)</b>	<b>2400m</b>	<b>2200m</b>
		Position in running (margin)	-	1(0.0)
		Sectional time (s)	16.38	15.11
		Cumulative time (s)	200.68	184.30
		Speed (m/s)	12.21	13.24
		Stride length (m)	5.74	6.25
		Stride duration (s)	0.462	0.472
		Stride efficiency (%)	51.55	61.01
		Stride count	34.82	32.01

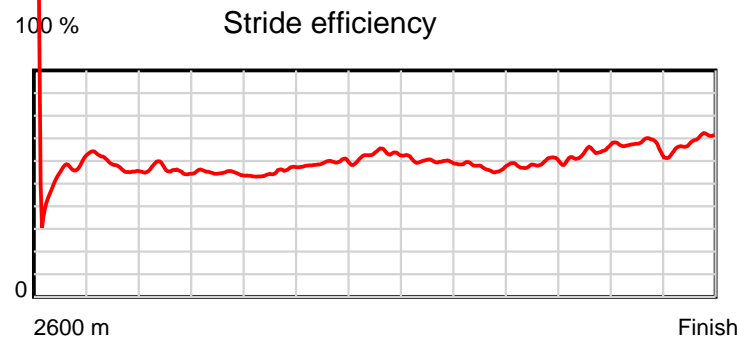
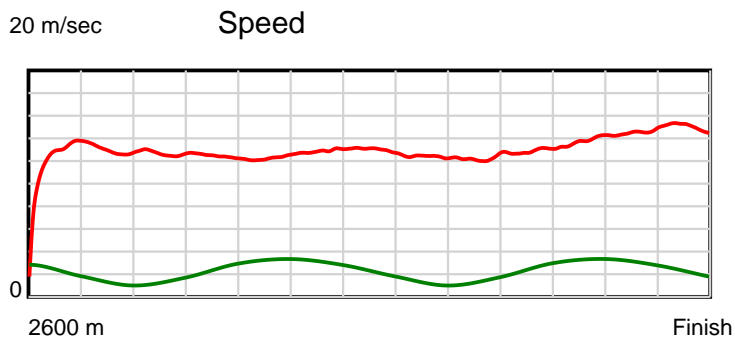
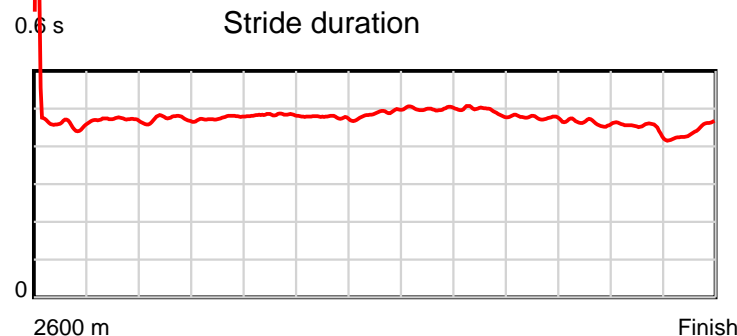
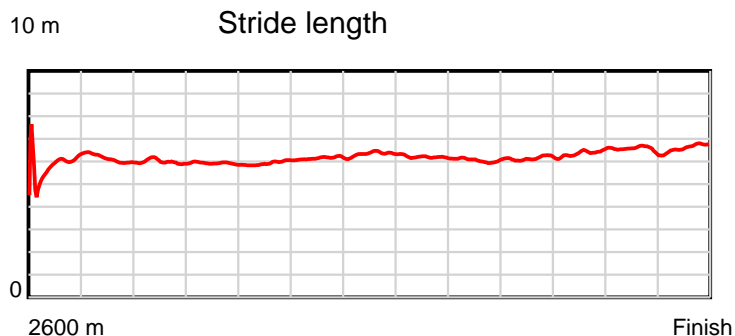
#### Disclaimer.

HRNZ and NZMTC and Thoroughbred Ratings Pty Ltd accepts no responsibility for the completeness or accuracy of any of the information contained herein, and makes no representations about its suitability for any particular purpose. Users should make their own judgements about those matters and/or seek independent advice. You assume all risks associated with use of the data provided on this page.

# Race Results

March 22, 2024, Race 6, LIVAMOL HANDICAP TROT, Distance 2600m, Addington - Survey 3200m

Result	TAB no.	Horse (Barrier)	2200m to	2000m to	1800m to	1600m to	1400m to	1200m to	1000m to	800m to	600m to	400m to	200m to	Total or	Margin
1st	1	<b>El Conqueror (3)</b>	<b>2000m</b>	<b>1800m</b>	<b>1600m</b>	<b>1400m</b>	<b>1200m</b>	<b>1000m</b>	<b>800m</b>	<b>600m</b>	<b>400m</b>	<b>200m</b>	<b>WP</b>	<b>Average</b>	
		Position in running (margin)	1(0.0)	1(0.0)	1(0.0)	1(0.0)	2(0.5)	2(2.1)	2(1.4)	2(1.6)	2(1.9)	3(2.3)	3(1.6)		0.00
		Sectional time (s)	15.55	16.00	16.64	15.73	15.41	15.81	16.15	15.58	14.89	13.94	13.49		
		Cumulative time (s)	169.19	153.64	137.64	121.00	105.27	89.86	74.05	57.90	42.32	27.43	13.49	3:20.68	
		Speed (m/s)	12.86	12.50	12.02	12.71	12.98	12.65	12.38	12.84	13.43	14.35	14.83	12.96	
		Stride length (m)	6.08	5.93	5.81	6.07	6.32	6.33	6.13	6.13	6.22	6.47	6.56	6.15	
		Stride duration (s)	0.473	0.475	0.483	0.477	0.487	0.500	0.495	0.477	0.463	0.451	0.443	0.475	
		Stride efficiency (%)	57.78	55.02	52.72	57.61	62.41	62.54	58.73	58.66	60.47	65.38	67.27	59.08	
		Stride count	32.89	33.70	34.43	32.94	31.65	31.61	32.62	32.64	32.15	30.92	30.48	422.86	



Note: Horizontal distance axis grid lines are 200m furlongs.

#### Disclaimer.

HRNZ and NZMTC and Thoroughbred Ratings Pty Ltd accepts no responsibility for the completeness or accuracy of any of the information contained herein, and makes no representations about its suitability for any particular purpose. Users should make their own judgements about those matters and/or seek independent advice. You assume all risks associated with use of the data provided on this page.



# Race Results



March 22, 2024, Race 6, LIVAMOL HANDICAP TROT, Distance 2600m, Addington - Survey 3200m

Result	TAB no.	Horse (Barrier)	2600 to	2400m to
2nd	4	Love N The Por... (4)	2400m	2200m
		Position in running (margin)	-	3(11.6)
		Sectional time (s)	18.35	14.45
		Cumulative time (s)	200.79	182.44
		Speed (m/s)	10.90	13.84
		Stride length (m)	5.81	6.23
		Stride duration (s)	0.460	0.450
		Stride efficiency (%)	52.69	60.63
		Stride count	34.44	32.11

#### Disclaimer.

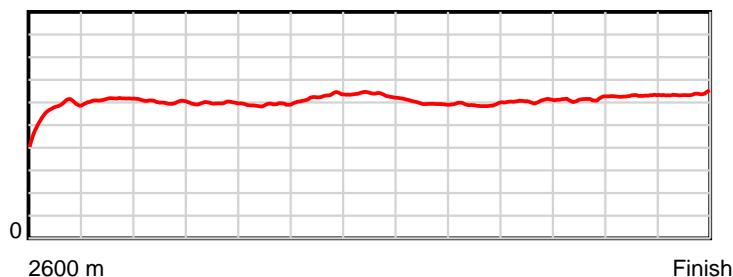
HRNZ and NZMTC and Thoroughbred Ratings Pty Ltd accepts no responsibility for the completeness or accuracy of any of the information contained herein, and makes no representations about its suitability for any particular purpose. Users should make their own judgements about those matters and/or seek independent advice. You assume all risks associated with use of the data provided on this page.

# Race Results

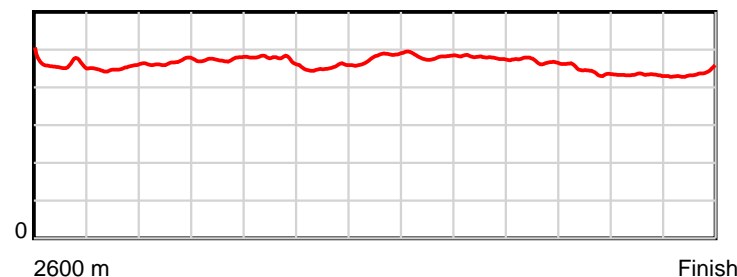
March 22, 2024, Race 6, LIVAMOL HANDICAP TROT, Distance 2600m, Addington - Survey 3200m

Result	TAB no.	Horse (Barrier)	2200m to	2000m to	1800m to	1600m to	1400m to	1200m to	1000m to	800m to	600m to	400m to	200m to	Total or	Margin
2nd	4	Love N The Por... (4)	2000m	1800m	1600m	1400m	1200m	1000m	800m	600m	400m	200m	WP	Average	
		Position in running (margin)	3(7.7)	3(5.5)	3(4.8)	3(3.8)	1(0.0)	1(0.0)	1(0.0)	1(0.0)	1(0.0)	1(0.0)	1(0.0)		0.60
		Sectional time (s)	15.19	15.88	16.47	15.02	15.14	15.94	16.11	15.54	14.83	14.05	13.82		
		Cumulative time (s)	167.99	152.80	136.92	120.45	105.43	90.29	74.35	58.24	42.70	27.87	13.82	3:20.79	
		Speed (m/s)	13.17	12.59	12.14	13.32	13.21	12.55	12.41	12.87	13.49	14.23	14.47	12.95	
		Stride length (m)	6.14	5.96	5.79	6.02	6.33	6.04	5.94	6.05	5.99	6.16	6.34	6.06	
		Stride duration (s)	0.466	0.473	0.477	0.452	0.479	0.481	0.479	0.470	0.444	0.433	0.438	0.468	
		Stride efficiency (%)	58.90	55.54	52.41	56.57	62.61	57.02	55.20	57.18	56.13	59.24	62.77	57.32	
		Stride count	32.58	33.55	34.53	33.24	31.60	33.11	33.65	33.06	33.37	32.48	31.56	429.28	

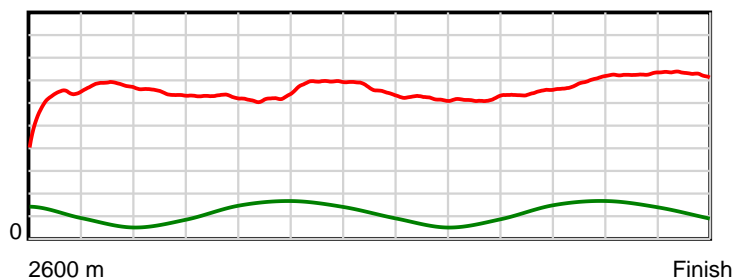
10 m Stride length



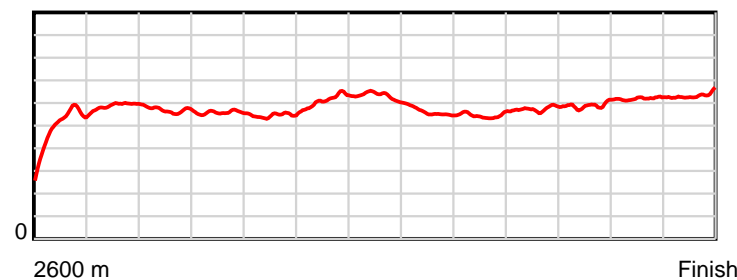
0.6 s Stride duration



20 m/sec Speed



100 % Stride efficiency



Note: Horizontal distance axis grid lines are 200m furlongs.

## Disclaimer.

HRNZ and NZMTC and Thoroughbred Ratings Pty Ltd accepts no responsibility for the completeness or accuracy of any of the information contained herein, and makes no representations about its suitability for any particular purpose. Users should make their own judgements about those matters and/or seek independent advice. You assume all risks associated with use of the data provided on this page.



# Race Results



March 22, 2024, Race 6, LIVAMOL HANDICAP TROT, Distance 2600m, Addington - Survey 3200m

Result	TAB no.	Horse (Barrier)	2600 to	2400m to
3rd	3	Maui (0)	2400m	2200m
		Position in running (margin)	-	2(1.8)
		Sectional time (s)	16.69	15.18
		Cumulative time (s)	201.01	184.32
		Speed (m/s)	11.98	13.18
		Stride length (m)	5.79	6.23
		Stride duration (s)	0.452	0.473
		Stride efficiency (%)	52.34	60.58
		Stride count	34.56	32.12

## Disclaimer.

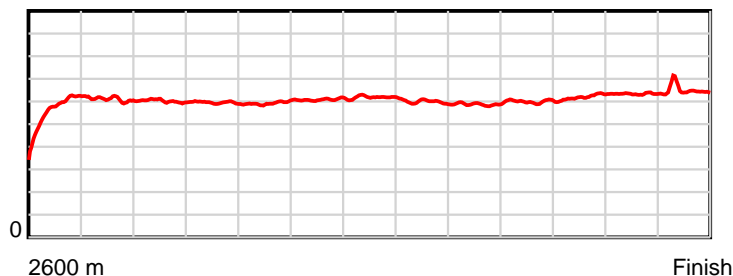
HRNZ and NZMTC and Thoroughbred Ratings Pty Ltd accepts no responsibility for the completeness or accuracy of any of the information contained herein, and makes no representations about its suitability for any particular purpose. Users should make their own judgements about those matters and/or seek independent advice. You assume all risks associated with use of the data provided on this page.

# Race Results

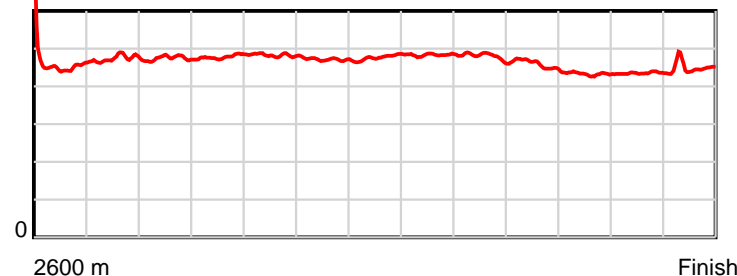
March 22, 2024, Race 6, LIVAMOL HANDICAP TROT, Distance 2600m, Addington - Survey 3200m

Result	TAB no.	Horse (Barrier)	2200m to	2000m to	1800m to	1600m to	1400m to	1200m to	1000m to	800m to	600m to	400m to	200m to	Total or	Margin
3rd	3	Maui (0)	2000m	1800m	1600m	1400m	1200m	1000m	800m	600m	400m	200m	WP	Average	
		Position in running (margin)	2(2.2)	2(1.9)	2(1.9)	2(1.9)	3(2.9)	3(4.4)	3(3.7)	3(3.9)	3(3.4)	2(0.9)	2(1.2)		1.90
		Sectional time (s)	15.50	16.00	16.64	15.81	15.40	15.82	16.14	15.45	14.40	14.11	13.87		
		Cumulative time (s)	169.14	153.64	137.64	121.00	105.19	89.79	73.97	57.83	42.38	27.98	13.87	3:21.01	
		Speed (m/s)	12.90	12.50	12.02	12.65	12.99	12.64	12.39	12.94	13.89	14.17	14.42	12.93	
		Stride length (m)	6.11	5.97	5.79	5.96	6.19	6.11	5.95	5.95	6.01	6.16	6.47	6.05	
		Stride duration (s)	0.474	0.478	0.482	0.472	0.477	0.483	0.480	0.460	0.433	0.435	0.448	0.468	
		Stride efficiency (%)	58.37	55.71	52.42	55.60	59.90	58.33	55.35	55.28	56.39	59.34	65.39	57.16	
		Stride count	32.72	33.50	34.53	33.53	32.30	32.74	33.60	33.63	33.29	32.45	30.92	429.89	

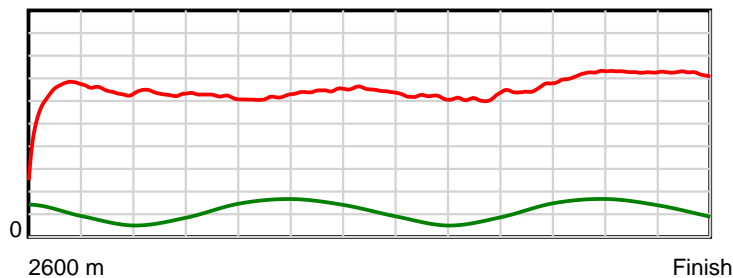
10 m Stride length



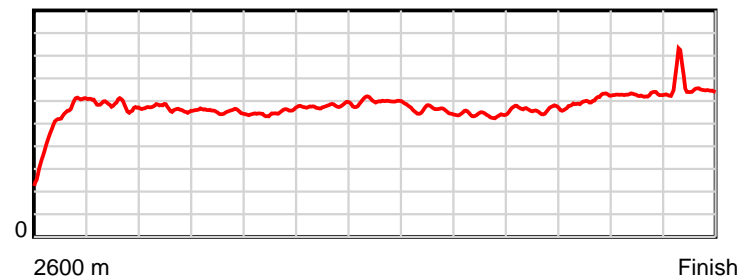
0.6 s Stride duration



20 m/sec Speed



100 % Stride efficiency



Note: Horizontal distance axis grid lines are 200m furlongs.

## Disclaimer.

HRNZ and NZMTC and Thoroughbred Ratings Pty Ltd accepts no responsibility for the completeness or accuracy of any of the information contained herein, and makes no representations about its suitability for any particular purpose. Users should make their own judgements about those matters and/or seek independent advice. You assume all risks associated with use of the data provided on this page.



# Race Results



March 22, 2024, Race 6, LIVAMOL HANDICAP TROT, Distance 2600m, Addington - Survey 3200m

Result	TAB no.	Horse (Barrier)	2600 to	2400m to
4th	6	Majestic Man (5)	2400m	2200m
		Position in running (margin)	-	5(13.6)
		Sectional time (s)	18.74	14.56
		Cumulative time (s)	201.15	182.41
		Speed (m/s)	10.67	13.74
		Stride length (m)	5.82	6.22
		Stride duration (s)	0.442	0.453
		Stride efficiency (%)	53.01	60.40
		Stride count	34.34	32.17

#### Disclaimer.

HRNZ and NZMTC and Thoroughbred Ratings Pty Ltd accepts no responsibility for the completeness or accuracy of any of the information contained herein, and makes no representations about its suitability for any particular purpose. Users should make their own judgements about those matters and/or seek independent advice. You assume all risks associated with use of the data provided on this page.

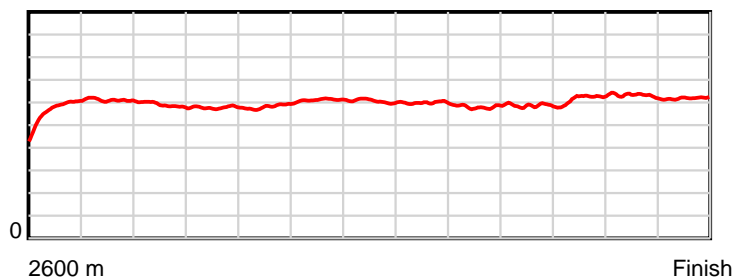


# Race Results

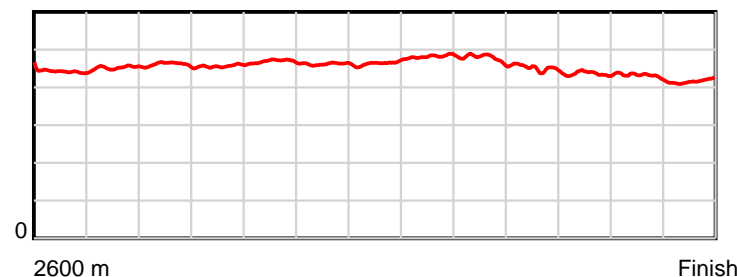
March 22, 2024, Race 6, LIVAMOL HANDICAP TROT, Distance 2600m, Addington - Survey 3200m

Result	TAB no.	Horse (Barrier)	2200m to	2000m to	1800m to	1600m to	1400m to	1200m to	1000m to	800m to	600m to	400m to	200m to	Total or	Margin
4th	6	Majestic Man (5)	2000m	1800m	1600m	1400m	1200m	1000m	800m	600m	400m	200m	WP	Average	
		Position in running (margin)	4(10.2)	4(9.7)	4(8.5)	4(6.7)	4(5.0)	4(6.2)	4(6.7)	4(7.1)	4(5.8)	4(3.7)	4(3.8)		2.60
		Sectional time (s)	15.45	15.81	16.34	15.35	15.35	16.02	16.17	15.33	14.48	14.07	13.48		
		Cumulative time (s)	167.85	152.40	136.59	120.25	104.90	89.55	73.53	57.36	42.03	27.55	13.48	3:21.15	
		Speed (m/s)	12.94	12.65	12.24	13.03	13.03	12.48	12.37	13.05	13.81	14.21	14.84	12.93	
		Stride length (m)	5.96	5.77	5.73	6.02	6.04	6.02	5.91	5.90	6.02	6.13	6.18	5.98	
		Stride duration (s)	0.461	0.456	0.468	0.462	0.463	0.482	0.478	0.452	0.436	0.431	0.417	0.462	
		Stride efficiency (%)	55.56	52.02	51.37	56.61	56.92	56.57	54.66	54.44	56.63	58.69	59.76	55.80	
		Stride count	33.54	34.66	34.88	33.23	33.14	33.24	33.82	33.88	33.22	32.64	32.34	435.10	

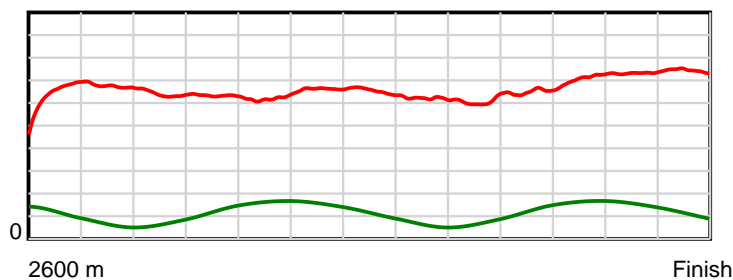
10 m Stride length



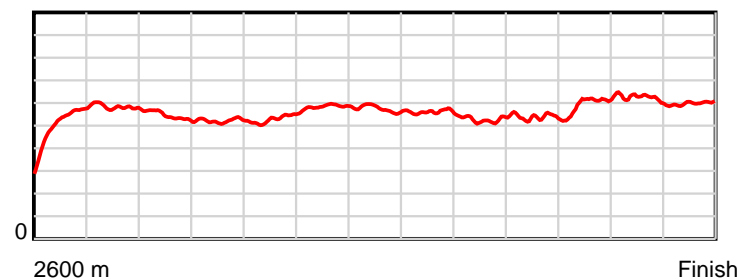
0.6 s Stride duration



20 m/sec Speed



100 % Stride efficiency



Note: Horizontal distance axis grid lines are 200m furlongs.

## Disclaimer.

HRNZ and NZMTC and Thoroughbred Ratings Pty Ltd accepts no responsibility for the completeness or accuracy of any of the information contained herein, and makes no representations about its suitability for any particular purpose. Users should make their own judgements about those matters and/or seek independent advice. You assume all risks associated with use of the data provided on this page.



# Race Results



March 22, 2024, Race 6, LIVAMOL HANDICAP TROT, Distance 2600m, Addington - Survey 3200m

Result	TAB no.	Horse (Barrier)	2600 to	2400m to
5th	5	Jimmy Carter (1)	2400m	2200m
		Position in running (margin)	-	4(13.0)
		Sectional time (s)	18.56	14.99
		Cumulative time (s)	201.33	182.77
		Speed (m/s)	10.78	13.34
		Stride length (m)	5.97	6.38
		Stride duration (s)	0.476	0.479
		Stride efficiency (%)	55.78	63.71
		Stride count	33.48	31.32

#### Disclaimer.

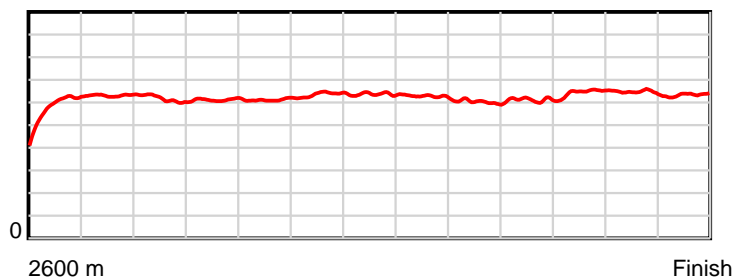
HRNZ and NZMTC and Thoroughbred Ratings Pty Ltd accepts no responsibility for the completeness or accuracy of any of the information contained herein, and makes no representations about its suitability for any particular purpose. Users should make their own judgements about those matters and/or seek independent advice. You assume all risks associated with use of the data provided on this page.

# Race Results

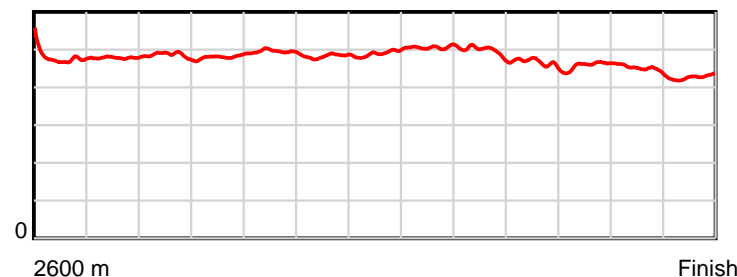
March 22, 2024, Race 6, LIVAMOL HANDICAP TROT, Distance 2600m, Addington - Survey 3200m

Result	TAB no.	Horse (Barrier)	2200m to	2000m to	1800m to	1600m to	1400m to	1200m to	1000m to	800m to	600m to	400m to	200m to	Total or	Margin
5th	5	<b>Jimmy Carter (1)</b>	<b>2000m</b>	<b>1800m</b>	<b>1600m</b>	<b>1400m</b>	<b>1200m</b>	<b>1000m</b>	<b>800m</b>	<b>600m</b>	<b>400m</b>	<b>200m</b>	<b>WP</b>	<b>Average</b>	
		Position in running (margin)	5(12.3)	5(12.2)	5(9.9)	5(9.1)	5(7.2)	5(8.5)	5(8.2)	5(8.8)	5(6.9)	5(4.6)	5(4.6)		3.60
		Sectional time (s)	15.53	15.62	16.50	15.34	15.35	15.88	16.22	15.22	14.44	14.05	13.63		
		Cumulative time (s)	167.78	152.25	136.63	120.13	104.79	89.44	73.56	57.34	42.12	27.68	13.63	3:21.33	
		Speed (m/s)	12.88	12.80	12.12	13.04	13.03	12.59	12.33	13.14	13.85	14.23	14.67	12.91	
		Stride length (m)	6.25	6.15	6.00	6.30	6.39	6.37	6.13	6.13	6.35	6.40	6.29	6.24	
		Stride duration (s)	0.486	0.480	0.495	0.483	0.490	0.506	0.497	0.466	0.458	0.450	0.428	0.483	
		Stride efficiency (%)	61.11	59.05	56.25	62.01	63.74	63.51	58.70	58.70	62.93	64.00	61.75	60.77	
		Stride count	31.98	32.54	33.33	31.75	31.31	31.37	32.63	32.63	31.52	31.25	31.82	416.93	

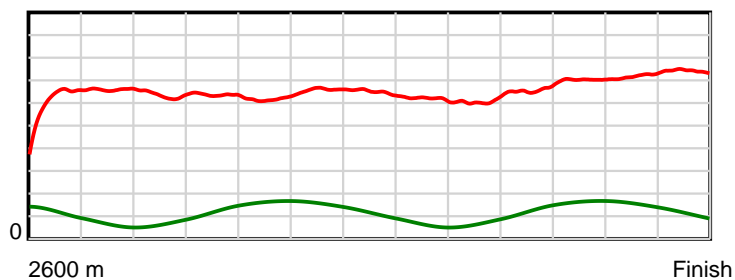
10 m Stride length



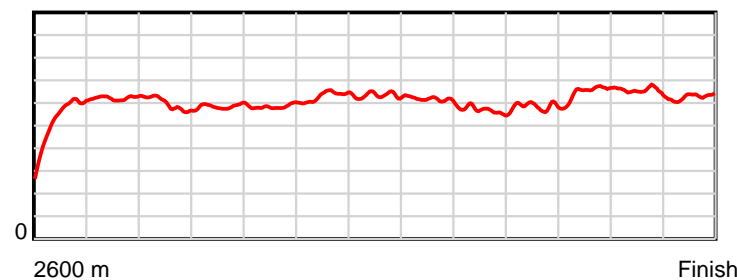
0.6 s Stride duration



20 m/sec Speed



100 % Stride efficiency



Note: Horizontal distance axis grid lines are 200m furlongs.

**Disclaimer.**

HRNZ and NZMTC and Thoroughbred Ratings Pty Ltd accepts no responsibility for the completeness or accuracy of any of the information contained herein, and makes no representations about its suitability for any particular purpose. Users should make their own judgements about those matters and/or seek independent advice. You assume all risks associated with use of the data provided on this page.



# Race Results



March 22, 2024, Race 6, LIVAMOL HANDICAP TROT, Distance 2600m, Addington - Survey 3200m

Result	TAB no.	Horse (Barrier)	2600 to	2400m to
6th	2	Andy Hall (2)	2400m	2200m
		Position in running (margin)	-	6(16.8)
		Sectional time (s)	19.19	17.35
		Cumulative time (s)	212.50	193.31
		Speed (m/s)	10.42	11.53
		Stride length (m)	5.11	5.59
		Stride duration (s)	0.490	0.484
		Stride efficiency (%)	40.85	48.75
		Stride count	39.12	35.81

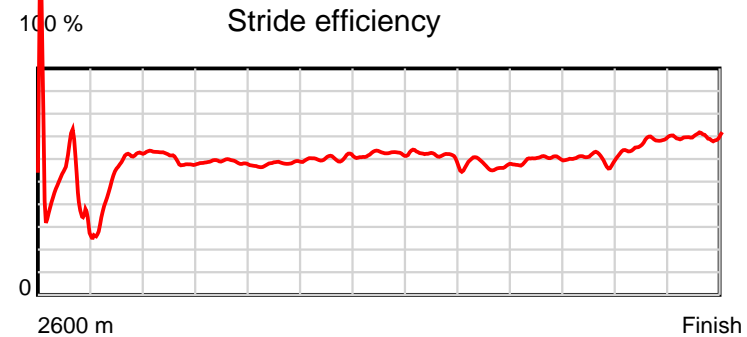
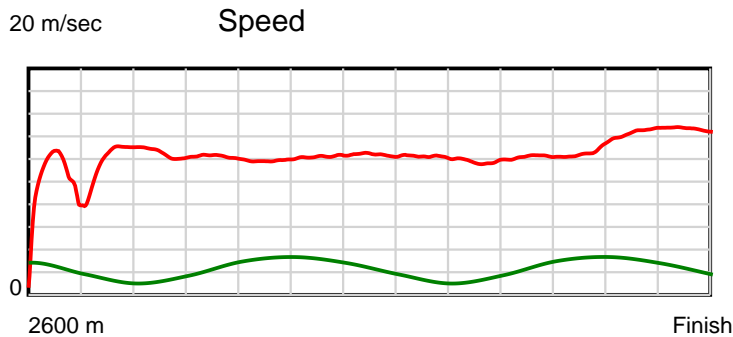
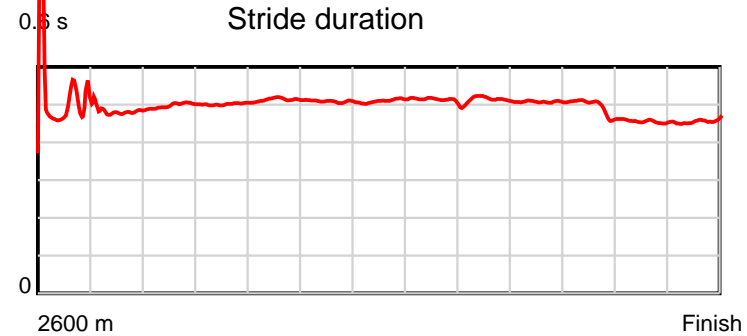
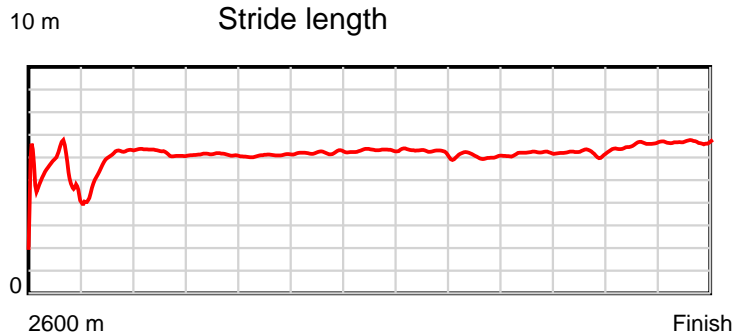
## Disclaimer.

HRNZ and NZMTC and Thoroughbred Ratings Pty Ltd accepts no responsibility for the completeness or accuracy of any of the information contained herein, and makes no representations about its suitability for any particular purpose. Users should make their own judgements about those matters and/or seek independent advice. You assume all risks associated with use of the data provided on this page.

# Race Results

March 22, 2024, Race 6, LIVAMOL HANDICAP TROT, Distance 2600m, Addington - Survey 3200m

Result	TAB no.	Horse (Barrier)	2200m to	2000m to	1800m to	1600m to	1400m to	1200m to	1000m to	800m to	600m to	400m to	200m to	Total or	Margin
6th	2	Andy Hall (2)	2000m	1800m	1600m	1400m	1200m	1000m	800m	600m	400m	200m	WP	Average	
		Position in running (margin)	6(30.2)	6(32.3)	6(34.3)	6(37.2)	6(42.9)	6(49.0)	6(51.1)	6(55.5)	6(60.7)	6(69.6)	6(70.5)		65.70
		Sectional time (s)	15.89	16.34	17.12	16.59	16.16	16.29	16.85	16.41	16.32	14.19	13.80		
		Cumulative time (s)	175.96	160.07	143.73	126.61	110.02	93.86	77.57	60.72	44.31	27.99	13.80	3:32.50	
		Speed (m/s)	12.59	12.24	11.68	12.06	12.38	12.28	11.87	12.19	12.25	14.09	14.49	12.24	
		Stride length (m)	6.27	6.14	5.99	6.13	6.32	6.28	6.11	6.19	6.04	6.42	6.63	6.07	
		Stride duration (s)	0.498	0.501	0.513	0.509	0.510	0.511	0.515	0.507	0.493	0.455	0.458	0.496	
		Stride efficiency (%)	61.40	58.88	56.16	58.75	62.32	61.62	58.32	59.80	56.96	64.35	68.75	57.55	
		Stride count	31.91	32.58	33.36	32.62	31.67	31.85	32.74	32.33	33.13	31.17	30.15	428.44	



Note: Horizontal distance axis grid lines are 200m furlongs.

#### Disclaimer.

HRNZ and NZMTC and Thoroughbred Ratings Pty Ltd accepts no responsibility for the completeness or accuracy of any of the information contained herein, and makes no representations about its suitability for any particular purpose. Users should make their own judgements about those matters and/or seek independent advice. You assume all risks associated with use of the data provided on this page.