



Race Results

NZ Metropolitan Trotting Club Inc, HRNZ, March 22, 2024

Compilation date: March 22, 2024, 8:30:08 PM (NZDT)

Copyright © 2024 HRNZ and NZMTC. All rights reserved.

Trademarks.

StrideMASTER is a registered trademark of Thoroughbred Ratings Pty Ltd.

Disclaimer.

HRNZ and NZMTC and Thoroughbred Ratings Pty Ltd accepts no responsibility for the completeness or accuracy of any of the information contained herein, and makes no representations about its suitability for any particular purpose. Users should make their own judgements about those matters and/or seek independent advice. You assume all risks associated with use of the data provided on this page.



Race Results



March 22, 2024, Race 8, HAPPY 60TH BIRTHDAY DEB SMITH HANDICAP TROT, Distance 2600m, Addington - Survey 3200m

Result	TAB no.	Horse (Barrier)	2600 to	2400m to
1st	14	Mighty Logan (6)	2400m	2200m
		Position in running (margin)	-	9(12.7)
		Sectional time (s)	18.26	15.37
		Cumulative time (s)	198.84	180.58
		Speed (m/s)	10.95	13.01
		Stride length (m)	5.91	6.23
		Stride duration (s)	0.478	0.479
		Stride efficiency (%)	54.55	60.73
		Stride count	33.85	32.08

Disclaimer.

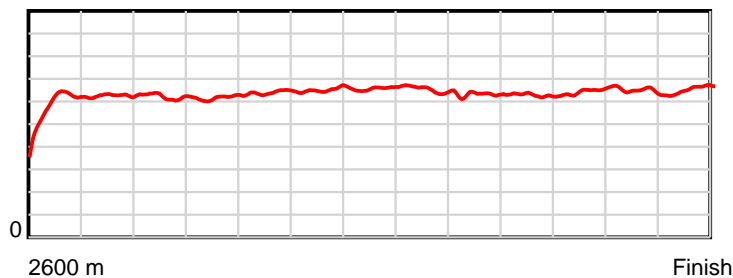
HRNZ and NZMTC and Thoroughbred Ratings Pty Ltd accepts no responsibility for the completeness or accuracy of any of the information contained herein, and makes no representations about its suitability for any particular purpose. Users should make their own judgements about those matters and/or seek independent advice. You assume all risks associated with use of the data provided on this page.

Race Results

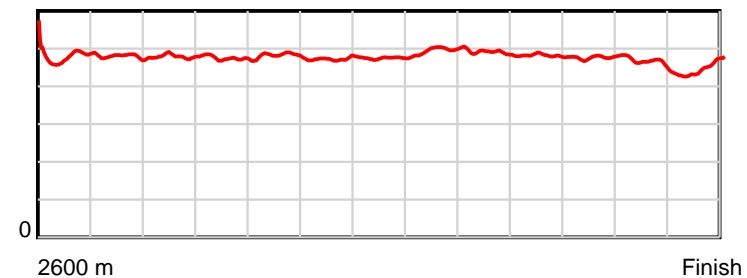
March 22, 2024, Race 8, HAPPY 60TH BIRTHDAY DEB SMITH HANDICAP TROT, Distance 2600m, Addington - Survey 3200m

Result	TAB no.	Horse (Barrier)	2200m to	2000m to	1800m to	1600m to	1400m to	1200m to	1000m to	800m to	600m to	400m to	200m to	Total or	Margin
1st	14	Mighty Logan (6)	2000m	1800m	1600m	1400m	1200m	1000m	800m	600m	400m	200m	WP	Average	
		Position in running (margin)	8(17.0)	8(16.2)	9(17.3)	9(16.6)	9(13.7)	9(10.2)	8(7.9)	7(7.5)	7(7.0)	7(6.2)	6(4.9)		0.00
		Sectional time (s)	15.60	15.47	15.54	14.60	14.39	15.26	15.65	15.34	15.22	14.48	13.66		
		Cumulative time (s)	165.21	149.61	134.14	118.60	104.00	89.61	74.35	58.70	43.36	28.14	13.66	3:18.84	
		Speed (m/s)	12.82	12.93	12.87	13.70	13.90	13.11	12.78	13.04	13.14	13.81	14.64	13.08	
		Stride length (m)	6.14	6.14	6.21	6.47	6.60	6.51	6.26	6.28	6.26	6.37	6.61	6.30	
		Stride duration (s)	0.479	0.475	0.482	0.472	0.475	0.497	0.490	0.482	0.477	0.461	0.451	0.482	
		Stride efficiency (%)	58.89	58.85	60.21	65.49	68.05	66.25	61.19	61.66	61.33	63.41	68.19	62.04	
		Stride count	32.58	32.59	32.22	30.89	30.31	30.72	31.96	31.84	31.93	31.40	30.28	412.65	

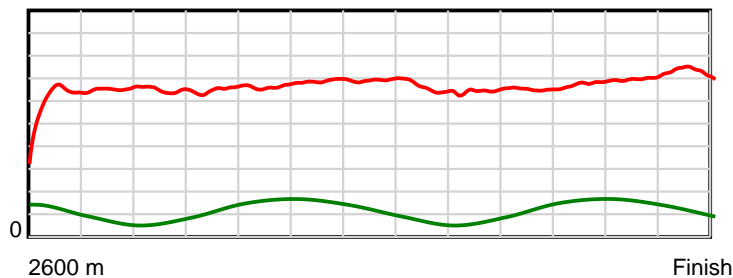
10 m Stride length



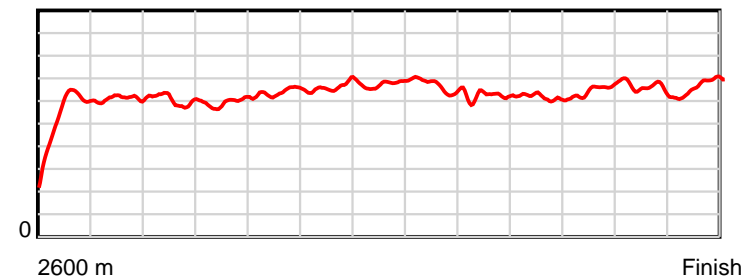
0.6 s Stride duration



20 m/sec Speed



100 % Stride efficiency



Note: Horizontal distance axis grid lines are 200m furlongs.

Disclaimer.

HRNZ and NZMTC and Thoroughbred Ratings Pty Ltd accepts no responsibility for the completeness or accuracy of any of the information contained herein, and makes no representations about its suitability for any particular purpose. Users should make their own judgements about those matters and/or seek independent advice. You assume all risks associated with use of the data provided on this page.



Race Results



March 22, 2024, Race 8, HAPPY 60TH BIRTHDAY DEB SMITH HANDICAP TROT, Distance 2600m, Addington - Survey 3200m

Result	TAB no.	Horse (Barrier)	2600 to	2400m to
2nd	2	Mixed Faith (5)	2400m	2200m
		Position in running (margin)	-	4(4.0)
		Sectional time (s)	16.70	14.65
		Cumulative time (s)	198.99	182.29
		Speed (m/s)	11.97	13.65
		Stride length (m)	5.56	6.24
		Stride duration (s)	0.457	0.457
		Stride efficiency (%)	48.38	60.90
		Stride count	35.95	32.04

Disclaimer.

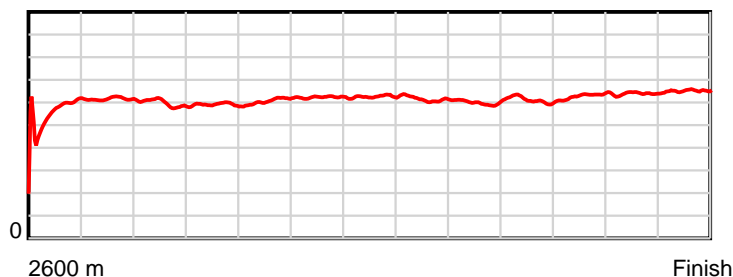
HRNZ and NZMTC and Thoroughbred Ratings Pty Ltd accepts no responsibility for the completeness or accuracy of any of the information contained herein, and makes no representations about its suitability for any particular purpose. Users should make their own judgements about those matters and/or seek independent advice. You assume all risks associated with use of the data provided on this page.

Race Results

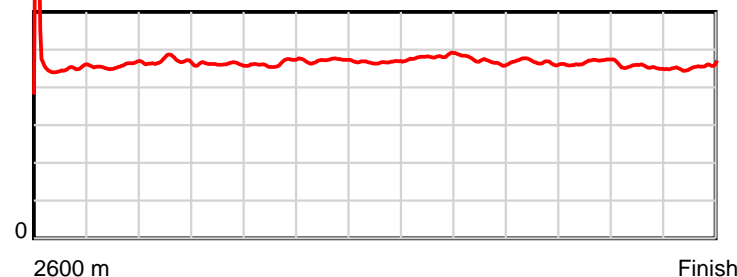
March 22, 2024, Race 8, HAPPY 60TH BIRTHDAY DEB SMITH HANDICAP TROT, Distance 2600m, Addington - Survey 3200m

Result	TAB no.	Horse (Barrier)	2200m to	2000m to	1800m to	1600m to	1400m to	1200m to	1000m to	800m to	600m to	400m to	200m to	Total or	Margin
2nd	2	Mixed Faith (5)	2000m	1800m	1600m	1400m	1200m	1000m	800m	600m	400m	200m	WP	Average	
		Position in running (margin)	3(3.9)	3(4.0)	3(5.2)	3(4.0)	3(4.4)	3(3.8)	3(3.6)	4(4.2)	4(4.1)	4(3.5)	4(2.8)		0.90
		Sectional time (s)	15.75	15.48	15.48	15.14	14.87	15.60	15.79	15.41	15.26	14.58	14.28		
		Cumulative time (s)	167.64	151.89	136.41	120.93	105.79	90.92	75.32	59.53	44.12	28.86	14.28	3:18.99	
		Speed (m/s)	12.70	12.92	12.92	13.21	13.45	12.82	12.67	12.98	13.11	13.72	14.01	13.07	
		Stride length (m)	5.97	5.97	5.99	6.23	6.28	6.17	5.96	6.07	6.12	6.23	6.39	6.08	
		Stride duration (s)	0.470	0.462	0.464	0.472	0.467	0.482	0.471	0.468	0.467	0.454	0.456	0.466	
		Stride efficiency (%)	55.67	55.60	56.11	60.64	61.59	59.55	55.53	57.58	58.58	60.63	63.77	57.84	
		Stride count	33.51	33.53	33.38	32.11	31.86	32.40	33.55	32.95	32.67	32.11	31.31	427.37	

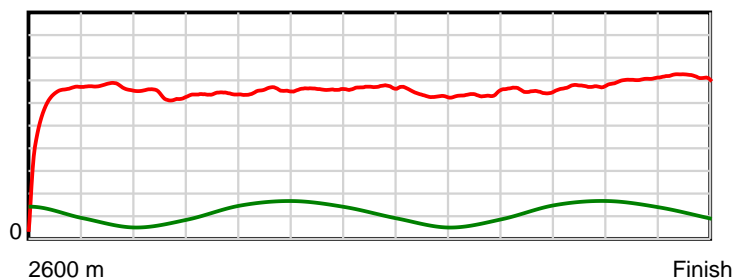
10 m Stride length



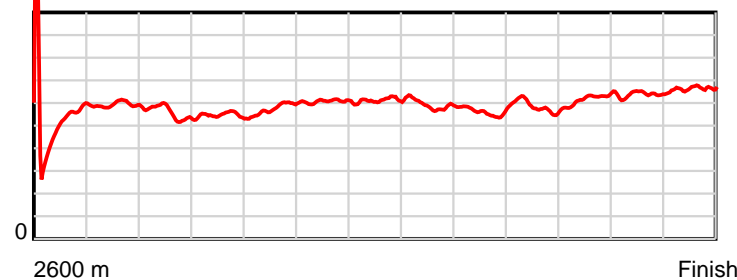
0.5 s Stride duration



20 m/sec Speed



100 % Stride efficiency



Note: Horizontal distance axis grid lines are 200m furlongs.

Disclaimer.

HRNZ and NZMTC and Thoroughbred Ratings Pty Ltd accepts no responsibility for the completeness or accuracy of any of the information contained herein, and makes no representations about its suitability for any particular purpose. Users should make their own judgements about those matters and/or seek independent advice. You assume all risks associated with use of the data provided on this page.



Race Results



March 22, 2024, Race 8, HAPPY 60TH BIRTHDAY DEB SMITH HANDICAP TROT, Distance 2600m, Addington - Survey 3200m

Result	TAB no.	Horse (Barrier)	2600 to	2400m to
3rd	6	Aroha Kenny (11)	2400m	2200m
		Position in running (margin)	-	6(7.9)
		Sectional time (s)	17.26	14.87
		Cumulative time (s)	199.00	181.74
		Speed (m/s)	11.59	13.45
		Stride length (m)	5.49	6.15
		Stride duration (s)	0.458	0.458
		Stride efficiency (%)	47.16	59.17
		Stride count	36.41	32.50

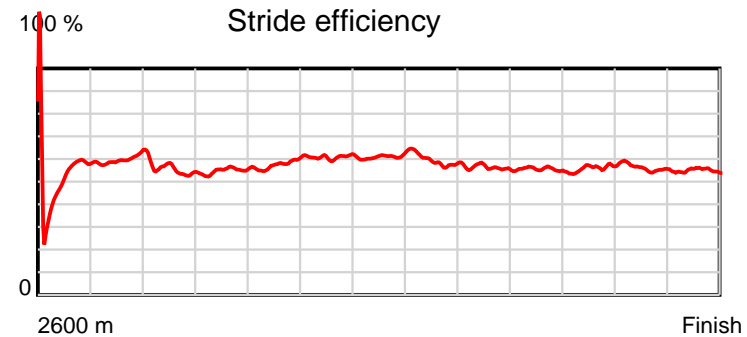
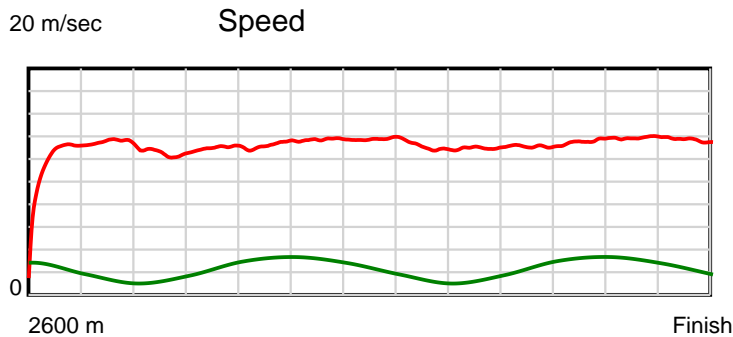
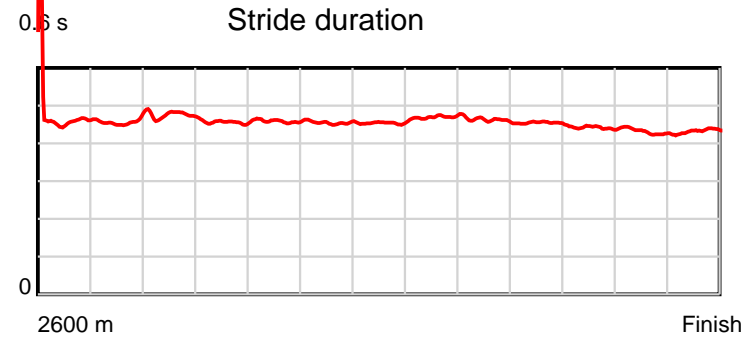
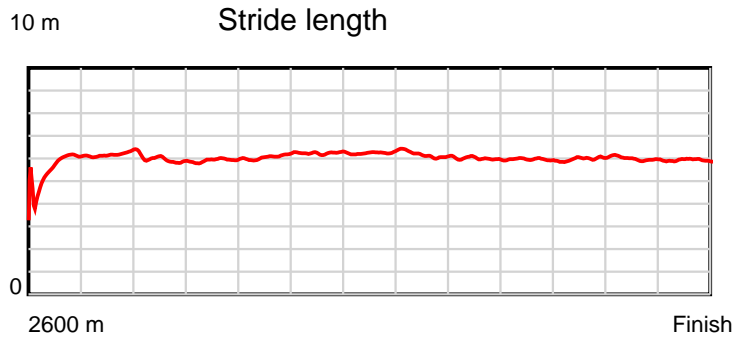
Disclaimer.

HRNZ and NZMTC and Thoroughbred Ratings Pty Ltd accepts no responsibility for the completeness or accuracy of any of the information contained herein, and makes no representations about its suitability for any particular purpose. Users should make their own judgements about those matters and/or seek independent advice. You assume all risks associated with use of the data provided on this page.

Race Results

March 22, 2024, Race 8, HAPPY 60TH BIRTHDAY DEB SMITH HANDICAP TROT, Distance 2600m, Addington - Survey 3200m

Result	TAB no.	Horse (Barrier)	2200m to	2000m to	1800m to	1600m to	1400m to	1200m to	1000m to	800m to	600m to	400m to	200m to	Total or	Margin
3rd	6	Aroha Kenny (11)	2000m	1800m	1600m	1400m	1200m	1000m	800m	600m	400m	200m	WP	Average	
		Position in running (margin)	6(9.3)	6(10.9)	6(11.8)	6(10.4)	6(9.0)	4(5.9)	4(4.0)	3(3.7)	3(2.6)	3(1.6)	2(0.8)		0.90
		Sectional time (s)	16.00	15.44	15.43	14.84	14.45	15.32	15.66	15.24	15.20	14.56	14.73		
		Cumulative time (s)	166.87	150.87	135.43	120.00	105.16	90.71	75.39	59.73	44.49	29.29	14.73	3:19.00	
		Speed (m/s)	12.50	12.95	12.96	13.48	13.84	13.05	12.77	13.12	13.16	13.74	13.58	13.07	
		Stride length (m)	5.94	5.90	5.95	6.13	6.29	6.14	5.90	5.96	5.81	5.91	5.88	5.95	
		Stride duration (s)	0.476	0.456	0.459	0.455	0.454	0.471	0.462	0.454	0.441	0.430	0.433	0.456	
		Stride efficiency (%)	55.22	54.45	55.39	58.72	61.74	58.94	54.38	55.57	52.72	54.55	54.08	55.38	
		Stride count	33.64	33.88	33.59	32.63	31.82	32.57	33.90	33.54	34.43	33.85	34.00	436.76	



Note: Horizontal distance axis grid lines are 200m furlongs.

Disclaimer.

HRNZ and NZMTC and Thoroughbred Ratings Pty Ltd accepts no responsibility for the completeness or accuracy of any of the information contained herein, and makes no representations about its suitability for any particular purpose. Users should make their own judgements about those matters and/or seek independent advice. You assume all risks associated with use of the data provided on this page.



Race Results



March 22, 2024, Race 8, HAPPY 60TH BIRTHDAY DEB SMITH HANDICAP TROT, Distance 2600m, Addington - Survey 3200m

Result	TAB no.	Horse (Barrier)	2600 to	2400m to
3rd	7	The Bloss (12)	2400m	2200m
		Position in running (margin)	-	1(0.0)
		Sectional time (s)	15.98	14.65
		Cumulative time (s)	199.00	183.02
		Speed (m/s)	12.51	13.65
		Stride length (m)	5.62	6.12
		Stride duration (s)	0.433	0.448
		Stride efficiency (%)	49.35	58.52
		Stride count	35.59	32.68

Disclaimer.

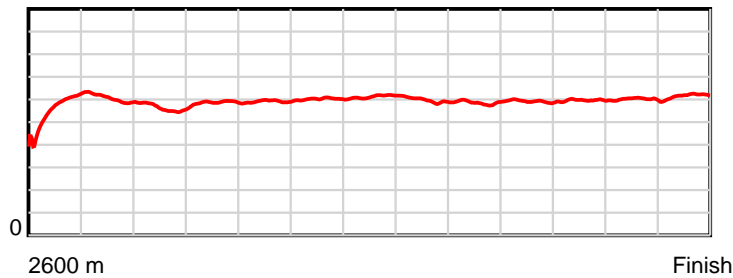
HRNZ and NZMTC and Thoroughbred Ratings Pty Ltd accepts no responsibility for the completeness or accuracy of any of the information contained herein, and makes no representations about its suitability for any particular purpose. Users should make their own judgements about those matters and/or seek independent advice. You assume all risks associated with use of the data provided on this page.

Race Results

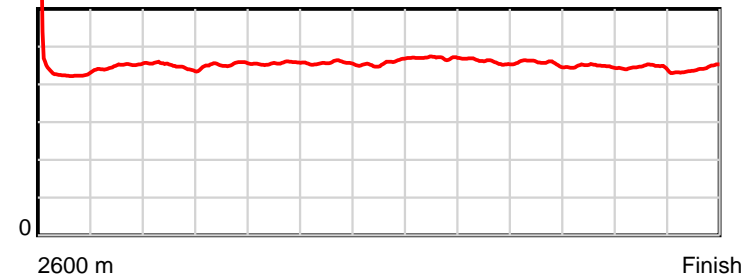
March 22, 2024, Race 8, HAPPY 60TH BIRTHDAY DEB SMITH HANDICAP TROT, Distance 2600m, Addington - Survey 3200m

Result	TAB no.	Horse (Barrier)	2200m to	2000m to	1800m to	1600m to	1400m to	1200m to	1000m to	800m to	600m to	400m to	200m to	Total or	Margin
3rd	7	The Bloss (12)	2000m	1800m	1600m	1400m	1200m	1000m	800m	600m	400m	200m	WP	Average	
		Position in running (margin)	1(0.0)	2(1.5)	2(2.2)	2(2.3)	2(2.5)	2(1.9)	2(1.6)	2(1.6)	2(1.9)	2(1.4)	3(2.8)		0.90
		Sectional time (s)	15.98	15.40	15.68	15.11	14.87	15.58	15.71	15.48	15.27	14.91	14.38		
		Cumulative time (s)	168.37	152.39	136.99	121.31	106.20	91.33	75.75	60.04	44.56	29.29	14.38	3:19.00	
		Speed (m/s)	12.52	12.99	12.76	13.24	13.45	12.84	12.73	12.92	13.10	13.41	13.91	13.07	
		Stride length (m)	5.62	5.87	5.82	6.04	6.15	6.04	5.87	5.91	5.87	5.96	6.13	5.92	
		Stride duration (s)	0.449	0.452	0.456	0.457	0.457	0.470	0.461	0.457	0.448	0.445	0.441	0.453	
		Stride efficiency (%)	49.30	53.93	52.90	57.03	59.04	56.92	53.76	54.54	53.84	55.58	58.80	54.76	
		Stride count	35.61	34.04	34.37	33.11	32.54	33.14	34.10	33.85	34.07	33.53	32.60	439.23	

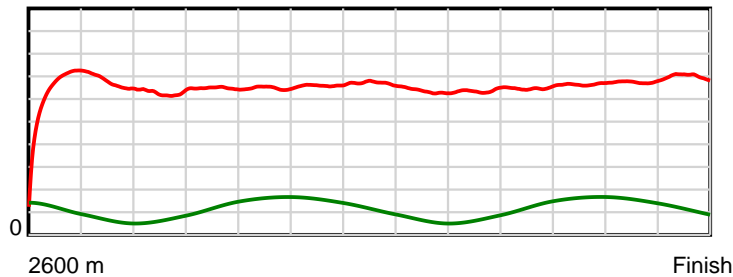
10 m Stride length



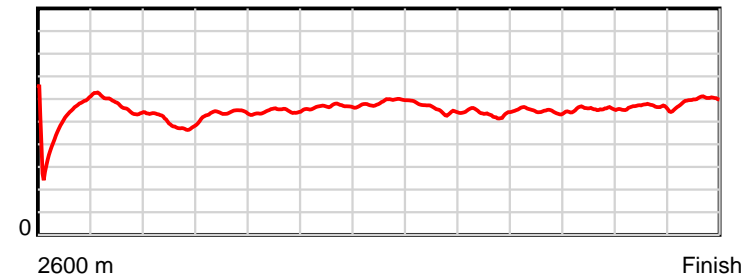
0.6 s Stride duration



20 m/sec Speed



100 % Stride efficiency



Note: Horizontal distance axis grid lines are 200m furlongs.

Disclaimer.

HRNZ and NZMTC and Thoroughbred Ratings Pty Ltd accepts no responsibility for the completeness or accuracy of any of the information contained herein, and makes no representations about its suitability for any particular purpose. Users should make their own judgements about those matters and/or seek independent advice. You assume all risks associated with use of the data provided on this page.



Race Results



March 22, 2024, Race 8, HAPPY 60TH BIRTHDAY DEB SMITH HANDICAP TROT, Distance 2600m, Addington - Survey 3200m

Result	TAB no.	Horse (Barrier)	2600 to	2400m to
5th	5	Missalyssa (10)	2400m	2200m
		Position in running (margin)	-	5(5.6)
		Sectional time (s)	16.95	14.87
		Cumulative time (s)	199.10	182.15
		Speed (m/s)	11.80	13.45
		Stride length (m)	5.56	6.15
		Stride duration (s)	0.463	0.458
		Stride efficiency (%)	48.33	59.19
		Stride count	35.96	32.50

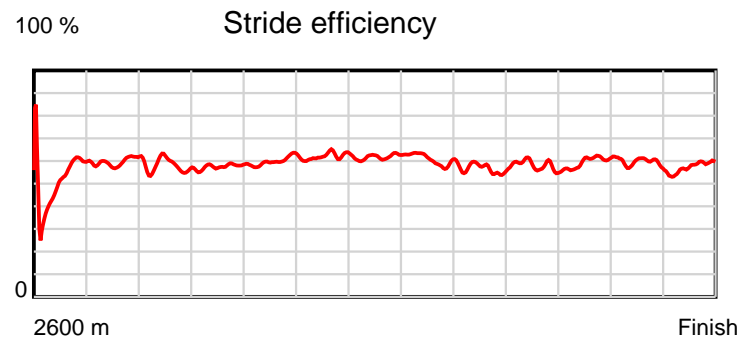
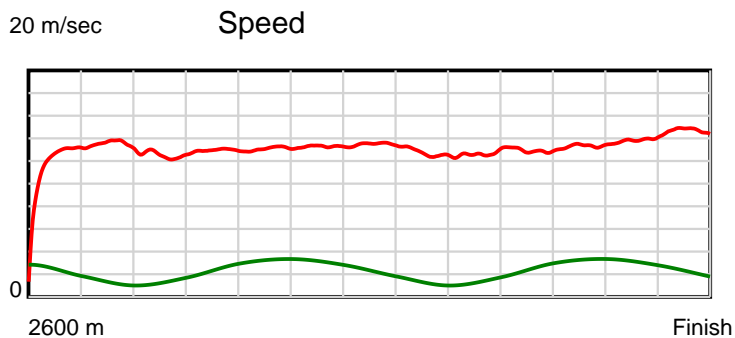
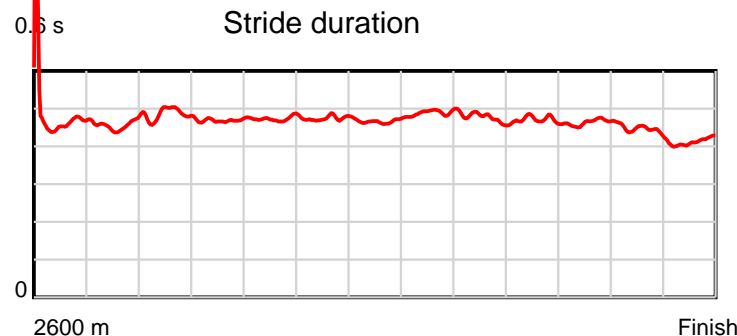
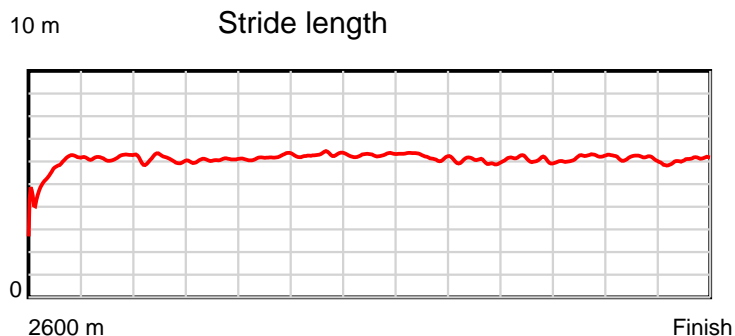
Disclaimer.

HRNZ and NZMTC and Thoroughbred Ratings Pty Ltd accepts no responsibility for the completeness or accuracy of any of the information contained herein, and makes no representations about its suitability for any particular purpose. Users should make their own judgements about those matters and/or seek independent advice. You assume all risks associated with use of the data provided on this page.

Race Results

March 22, 2024, Race 8, HAPPY 60TH BIRTHDAY DEB SMITH HANDICAP TROT, Distance 2600m, Addington - Survey 3200m

Result	TAB no.	Horse (Barrier)	2200m to	2000m to	1800m to	1600m to	1400m to	1200m to	1000m to	800m to	600m to	400m to	200m to	Total or	Margin
5th	5	Missalyssa (10)	2000m	1800m	1600m	1400m	1200m	1000m	800m	600m	400m	200m	WP	Average	
		Position in running (margin)	5(6.9)	5(8.6)	5(9.8)	5(8.7)	5(8.7)	7(7.9)	7(7.6)	8(7.9)	8(7.9)	8(7.2)	8(7.1)		1.50
		Sectional time (s)	16.03	15.47	15.50	15.07	14.85	15.57	15.76	15.44	15.23	14.67	13.69		
		Cumulative time (s)	167.28	151.25	135.78	120.28	105.21	90.36	74.79	59.03	43.59	28.36	13.69	3:19.10	
		Speed (m/s)	12.48	12.93	12.90	13.27	13.47	12.85	12.69	12.95	13.13	13.63	14.61	13.06	
		Stride length (m)	6.06	6.06	6.11	6.30	6.28	6.29	6.04	6.10	6.09	6.05	6.03	6.08	
		Stride duration (s)	0.486	0.469	0.474	0.474	0.467	0.490	0.476	0.471	0.464	0.444	0.413	0.466	
		Stride efficiency (%)	57.45	57.34	58.39	61.98	61.72	61.82	56.99	58.11	57.92	57.20	56.84	57.79	
		Stride count	32.98	33.02	32.72	31.76	31.82	31.80	33.12	32.80	32.85	33.06	33.16	427.55	



Note: Horizontal distance axis grid lines are 200m furlongs.

Disclaimer.

HRNZ and NZMTC and Thoroughbred Ratings Pty Ltd accepts no responsibility for the completeness or accuracy of any of the information contained herein, and makes no representations about its suitability for any particular purpose. Users should make their own judgements about those matters and/or seek independent advice. You assume all risks associated with use of the data provided on this page.



Race Results



March 22, 2024, Race 8, HAPPY 60TH BIRTHDAY DEB SMITH HANDICAP TROT, Distance 2600m, Addington - Survey 3200m

Result	TAB no.	Horse (Barrier)	2600 to	2400m to
6th	10	Paris Prince (2)	2400m	2200m
		Position in running (margin)	-	7(10.3)
		Sectional time (s)	17.73	15.07
		Cumulative time (s)	199.50	181.77
		Speed (m/s)	11.28	13.27
		Stride length (m)	5.56	5.98
		Stride duration (s)	0.455	0.451
		Stride efficiency (%)	48.28	55.94
		Stride count	35.98	33.43

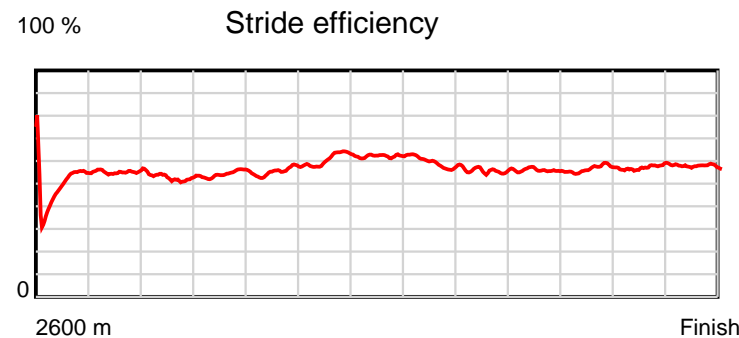
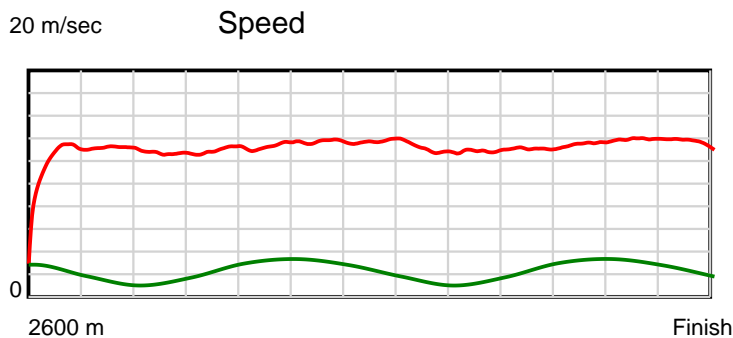
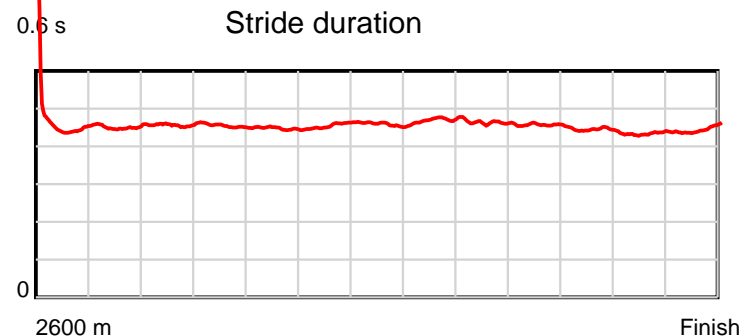
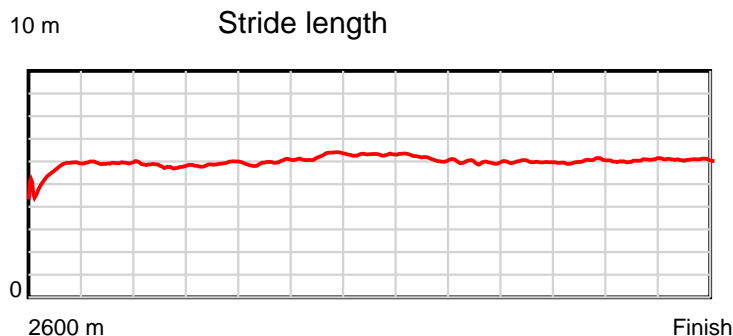
Disclaimer.

HRNZ and NZMTC and Thoroughbred Ratings Pty Ltd accepts no responsibility for the completeness or accuracy of any of the information contained herein, and makes no representations about its suitability for any particular purpose. Users should make their own judgements about those matters and/or seek independent advice. You assume all risks associated with use of the data provided on this page.

Race Results

March 22, 2024, Race 8, HAPPY 60TH BIRTHDAY DEB SMITH HANDICAP TROT, Distance 2600m, Addington - Survey 3200m

Result	TAB no.	Horse (Barrier)	2200m to	2000m to	1800m to	1600m to	1400m to	1200m to	1000m to	800m to	600m to	400m to	200m to	Total or	Margin
6th	10	Paris Prince (2)	2000m	1800m	1600m	1400m	1200m	1000m	800m	600m	400m	200m	WP	Average	
		Position in running (margin)	7(12.9)	7(13.5)	7(14.5)	8(12.9)	8(10.8)	6(7.9)	6(6.1)	6(5.4)	5(4.8)	5(3.6)	5(3.5)		3.70
		Sectional time (s)	15.83	15.46	15.40	14.73	14.48	15.34	15.59	15.32	15.17	14.66	14.72		
		Cumulative time (s)	166.70	150.87	135.41	120.01	105.28	90.80	75.46	59.87	44.55	29.38	14.72	3:19.50	
		Speed (m/s)	12.63	12.94	12.99	13.58	13.81	13.04	12.83	13.05	13.18	13.64	13.59	13.03	
		Stride length (m)	5.76	5.89	5.81	6.17	6.34	6.13	5.94	5.96	5.86	5.92	6.06	5.94	
		Stride duration (s)	0.456	0.455	0.447	0.454	0.459	0.470	0.463	0.457	0.444	0.434	0.446	0.456	
		Stride efficiency (%)	51.79	54.18	52.74	59.52	62.73	58.72	55.07	55.52	53.62	54.68	57.32	55.22	
		Stride count	34.74	33.97	34.43	32.41	31.57	32.63	33.69	33.55	34.14	33.81	33.02	437.37	



Note: Horizontal distance axis grid lines are 200m furlongs.

Disclaimer.

HRNZ and NZMTC and Thoroughbred Ratings Pty Ltd accepts no responsibility for the completeness or accuracy of any of the information contained herein, and makes no representations about its suitability for any particular purpose. Users should make their own judgements about those matters and/or seek independent advice. You assume all risks associated with use of the data provided on this page.



Race Results



March 22, 2024, Race 8, HAPPY 60TH BIRTHDAY DEB SMITH HANDICAP TROT, Distance 2600m, Addington - Survey 3200m

Result	TAB no.	Horse (Barrier)	2600 to	2400m to
7th	9	Galleons Ambas... (14)	2400m	2200m
		Position in running (margin)	-	8(10.4)
		Sectional time (s)	17.73	16.64
		Cumulative time (s)	199.77	182.04
		Speed (m/s)	11.28	12.02
		Stride length (m)	5.24	5.63
		Stride duration (s)	0.469	0.468
		Stride efficiency (%)	42.97	49.49
		Stride count	38.14	35.54

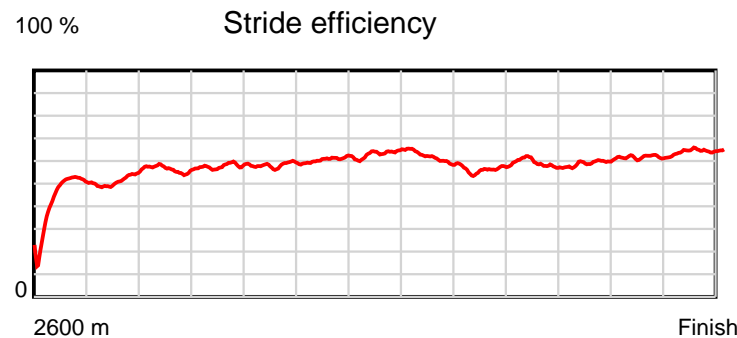
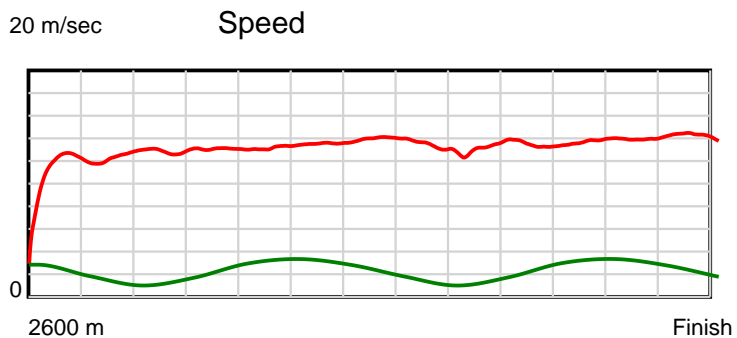
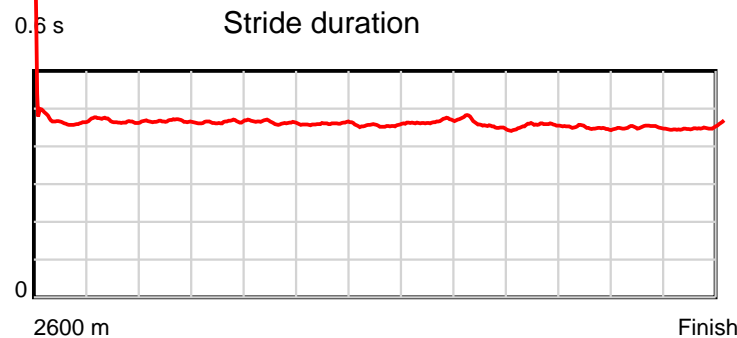
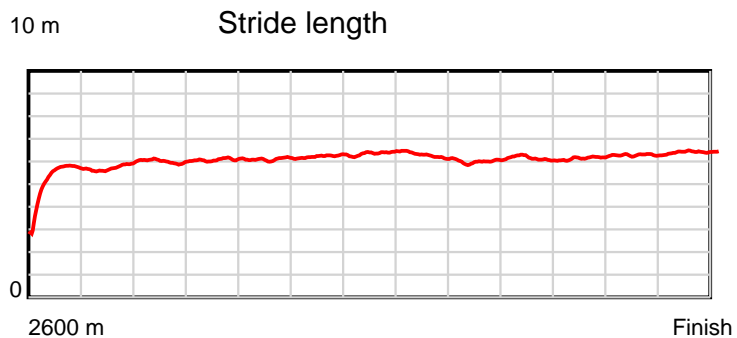
Disclaimer.

HRNZ and NZMTC and Thoroughbred Ratings Pty Ltd accepts no responsibility for the completeness or accuracy of any of the information contained herein, and makes no representations about its suitability for any particular purpose. Users should make their own judgements about those matters and/or seek independent advice. You assume all risks associated with use of the data provided on this page.

Race Results

March 22, 2024, Race 8, HAPPY 60TH BIRTHDAY DEB SMITH HANDICAP TROT, Distance 2600m, Addington - Survey 3200m

Result	TAB no.	Horse (Barrier)	2200m to	2000m to	1800m to	1600m to	1400m to	1200m to	1000m to	800m to	600m to	400m to	200m to	Total or	Margin
7th	9	Galleons Amba... (14)	2000m	1800m	1600m	1400m	1200m	1000m	800m	600m	400m	200m	WP	Average	
		Position in running (margin)	10(22.3)	11(22.7)	11(22.6)	12(22.0)	12(21.1)	12(16.9)	12(13.3)	12(12.6)	10(9.1)	9(8.2)	9(8.5)		5.20
		Sectional time (s)	15.80	15.27	15.57	14.92	14.28	15.03	15.58	14.86	15.20	14.74	14.15		
		Cumulative time (s)	165.40	149.60	134.33	118.76	103.84	89.56	74.53	58.95	44.09	28.89	14.15	3:19.77	
		Speed (m/s)	12.66	13.10	12.85	13.40	14.01	13.31	12.84	13.46	13.16	13.57	14.13	13.01	
		Stride length (m)	5.91	6.09	5.94	6.17	6.38	6.20	5.86	6.13	5.91	6.10	6.38	5.98	
		Stride duration (s)	0.467	0.465	0.463	0.460	0.455	0.466	0.457	0.456	0.449	0.450	0.451	0.459	
		Stride efficiency (%)	54.57	57.88	55.22	59.39	63.62	60.11	53.70	58.81	54.52	58.20	63.63	55.89	
		Stride count	33.84	32.86	33.65	32.44	31.35	32.25	34.12	32.60	33.86	32.77	31.34	434.76	



Note: Horizontal distance axis grid lines are 200m furlongs.

Disclaimer.

HRNZ and NZMTC and Thoroughbred Ratings Pty Ltd accepts no responsibility for the completeness or accuracy of any of the information contained herein, and makes no representations about its suitability for any particular purpose. Users should make their own judgements about those matters and/or seek independent advice. You assume all risks associated with use of the data provided on this page.



Race Results



March 22, 2024, Race 8, HAPPY 60TH BIRTHDAY DEB SMITH HANDICAP TROT, Distance 2600m, Addington - Survey 3200m

Result	TAB no.	Horse (Barrier)	2600 to	2400m to
8th	4	Royal Del (9)	2400m	2200m
		Position in running (margin)	-	3(2.9)
		Sectional time (s)	16.38	14.90
		Cumulative time (s)	199.84	183.46
		Speed (m/s)	12.21	13.42
		Stride length (m)	5.45	5.98
		Stride duration (s)	0.439	0.445
		Stride efficiency (%)	46.41	55.80
		Stride count	36.70	33.47

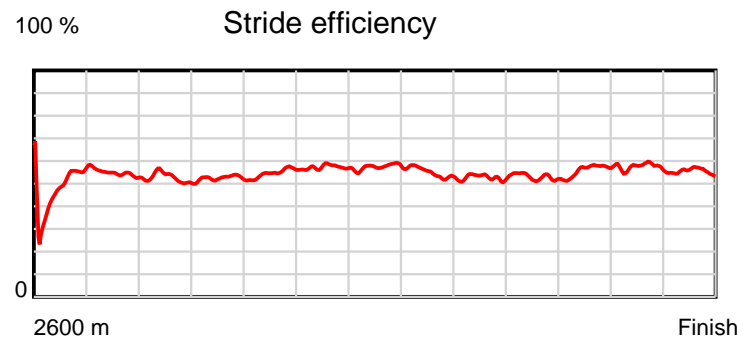
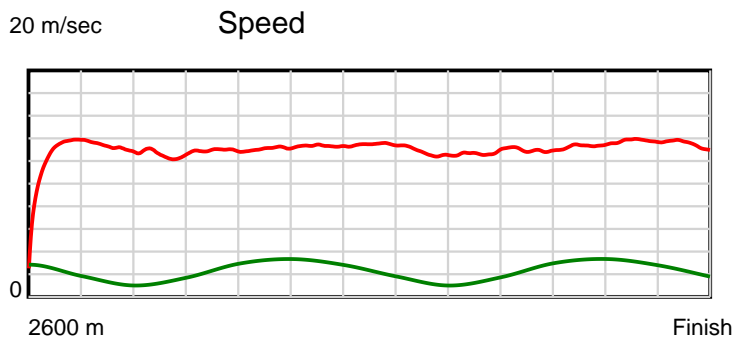
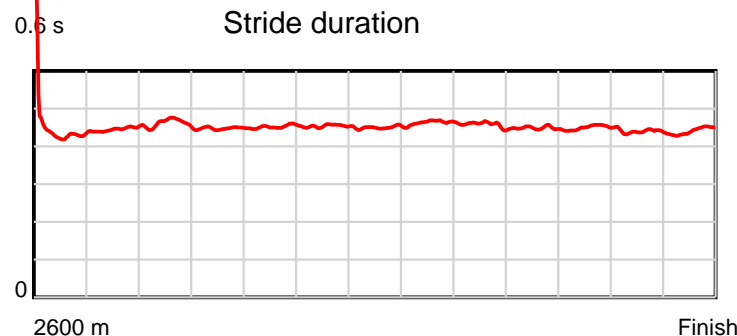
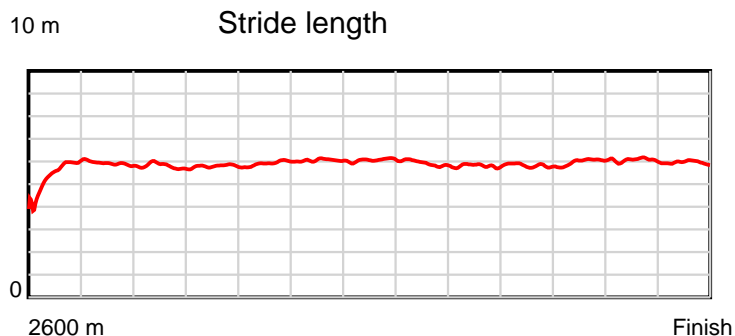
Disclaimer.

HRNZ and NZMTC and Thoroughbred Ratings Pty Ltd accepts no responsibility for the completeness or accuracy of any of the information contained herein, and makes no representations about its suitability for any particular purpose. Users should make their own judgements about those matters and/or seek independent advice. You assume all risks associated with use of the data provided on this page.

Race Results

March 22, 2024, Race 8, HAPPY 60TH BIRTHDAY DEB SMITH HANDICAP TROT, Distance 2600m, Addington - Survey 3200m

Result	TAB no.	Horse (Barrier)	2200m to	2000m to	1800m to	1600m to	1400m to	1200m to	1000m to	800m to	600m to	400m to	200m to	Total or	Margin
8th	4	Royal Del (9)	2000m	1800m	1600m	1400m	1200m	1000m	800m	600m	400m	200m	WP	Average	
		Position in running (margin)	4(4.3)	4(5.5)	4(6.6)	4(6.9)	4(7.8)	5(7.1)	5(5.1)	5(5.2)	6(5.1)	6(5.8)	7(5.4)		5.60
		Sectional time (s)	15.92	15.47	15.72	15.23	14.85	15.30	15.72	15.41	15.46	14.64	14.84		
		Cumulative time (s)	168.56	152.64	137.17	121.45	106.22	91.37	76.07	60.35	44.94	29.48	14.84	3:19.84	
		Speed (m/s)	12.56	12.93	12.72	13.13	13.47	13.07	12.72	12.98	12.94	13.66	13.48	13.01	
		Stride length (m)	5.80	5.79	5.75	5.96	6.06	6.06	5.83	5.83	5.81	6.01	5.96	5.86	
		Stride duration (s)	0.461	0.448	0.452	0.454	0.450	0.464	0.458	0.449	0.449	0.440	0.442	0.451	
		Stride efficiency (%)	52.48	52.35	51.62	55.56	57.34	57.41	53.04	53.03	52.79	56.38	55.47	53.70	
		Stride count	34.51	34.56	34.80	33.54	33.02	33.00	34.33	34.33	34.41	33.30	33.57	443.54	



Note: Horizontal distance axis grid lines are 200m furlongs.

Disclaimer.

HRNZ and NZMTC and Thoroughbred Ratings Pty Ltd accepts no responsibility for the completeness or accuracy of any of the information contained herein, and makes no representations about its suitability for any particular purpose. Users should make their own judgements about those matters and/or seek independent advice. You assume all risks associated with use of the data provided on this page.



Race Results



March 22, 2024, Race 8, HAPPY 60TH BIRTHDAY DEB SMITH HANDICAP TROT, Distance 2600m, Addington - Survey 3200m

Result	TAB no.	Horse (Barrier)	2600 to	2400m to
9th	1	Aldebaran Flos... (4)	2400m	2200m
		Position in running (margin)	-	2(2.0)
		Sectional time (s)	16.26	14.69
		Cumulative time (s)	200.00	183.74
		Speed (m/s)	12.30	13.61
		Stride length (m)	5.76	6.27
		Stride duration (s)	0.451	0.461
		Stride efficiency (%)	51.91	61.51
		Stride count	34.70	31.88

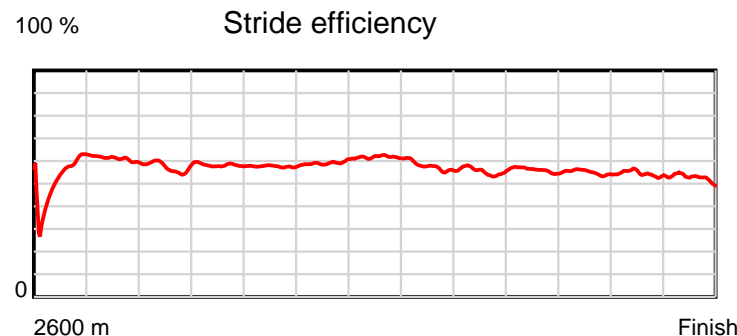
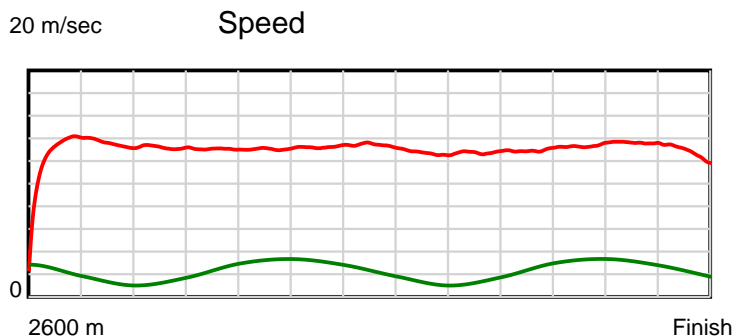
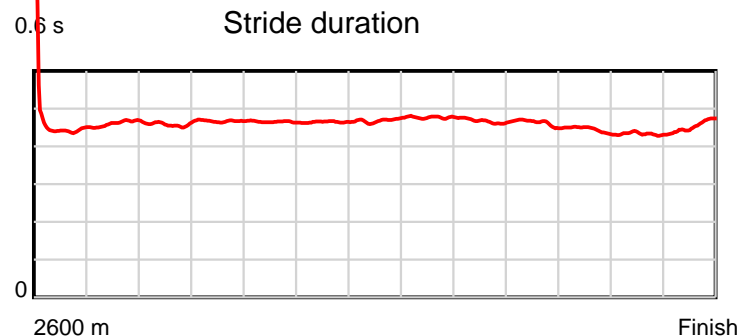
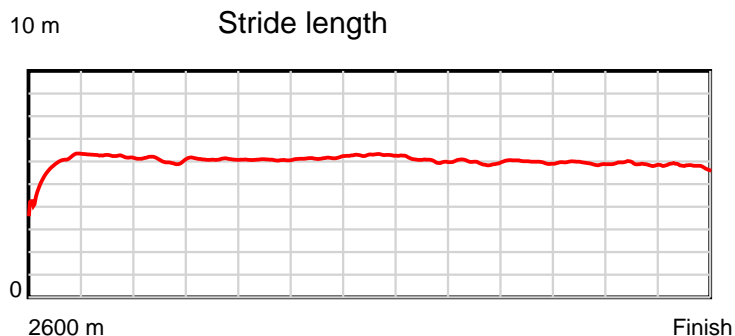
Disclaimer.

HRNZ and NZMTC and Thoroughbred Ratings Pty Ltd accepts no responsibility for the completeness or accuracy of any of the information contained herein, and makes no representations about its suitability for any particular purpose. Users should make their own judgements about those matters and/or seek independent advice. You assume all risks associated with use of the data provided on this page.

Race Results

March 22, 2024, Race 8, HAPPY 60TH BIRTHDAY DEB SMITH HANDICAP TROT, Distance 2600m, Addington - Survey 3200m

Result	TAB no.	Horse (Barrier)	2200m to	2000m to	1800m to	1600m to	1400m to	1200m to	1000m to	800m to	600m to	400m to	200m to	Total or	Margin
9th	1	Aldebaran Flos... (4)	2000m	1800m	1600m	1400m	1200m	1000m	800m	600m	400m	200m	WP	Average	
		Position in running (margin)	2(2.2)	1(0.0)	1(0.0)	1(0.0)	1(0.0)	1(0.0)	1(0.0)	1(0.0)	1(0.0)	1(0.0)	1(0.0)		6.50
		Sectional time (s)	15.36	15.28	15.67	15.08	14.97	15.63	15.71	15.43	15.36	14.69	15.87		
		Cumulative time (s)	169.05	153.69	138.41	122.74	107.66	92.69	77.06	61.35	45.92	30.56	15.87	3:20.00	
		Speed (m/s)	13.02	13.09	12.76	13.26	13.36	12.80	12.73	12.96	13.02	13.61	12.60	13.00	
		Stride length (m)	5.97	6.11	5.94	6.16	6.26	6.10	5.95	5.99	5.79	5.89	5.74	5.99	
		Stride duration (s)	0.458	0.467	0.465	0.464	0.469	0.476	0.467	0.462	0.444	0.432	0.455	0.461	
		Stride efficiency (%)	55.61	58.36	55.11	59.21	61.28	58.07	55.23	56.13	52.32	54.15	51.45	56.04	
		Stride count	33.53	32.73	33.68	32.49	31.94	32.81	33.64	33.37	34.56	33.97	34.85	434.15	



Note: Horizontal distance axis grid lines are 200m furlongs.

Disclaimer.

HRNZ and NZMTC and Thoroughbred Ratings Pty Ltd accepts no responsibility for the completeness or accuracy of any of the information contained herein, and makes no representations about its suitability for any particular purpose. Users should make their own judgements about those matters and/or seek independent advice. You assume all risks associated with use of the data provided on this page.



Race Results



March 22, 2024, Race 8, HAPPY 60TH BIRTHDAY DEB SMITH HANDICAP TROT, Distance 2600m, Addington - Survey 3200m

Result	TAB no.	Horse (Barrier)	2600 to	2400m to
10th	13	Tu Tangata (3)	2400m	2200m
		Position in running (margin)	-	15(24.2)
		Sectional time (s)	20.10	15.27
		Cumulative time (s)	200.22	180.12
		Speed (m/s)	9.95	13.10
		Stride length (m)	4.87	5.58
		Stride duration (s)	0.435	0.426
		Stride efficiency (%)	37.12	48.69
		Stride count	41.03	35.83

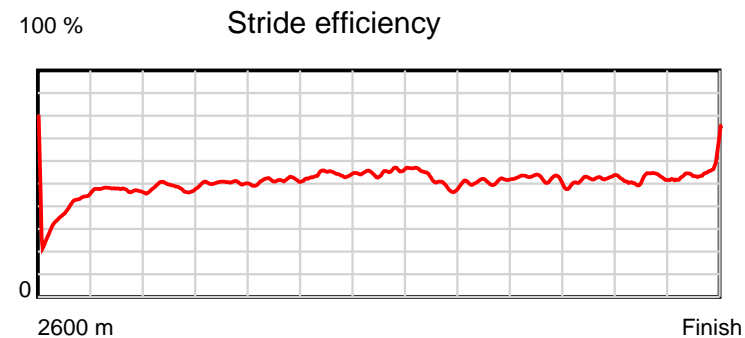
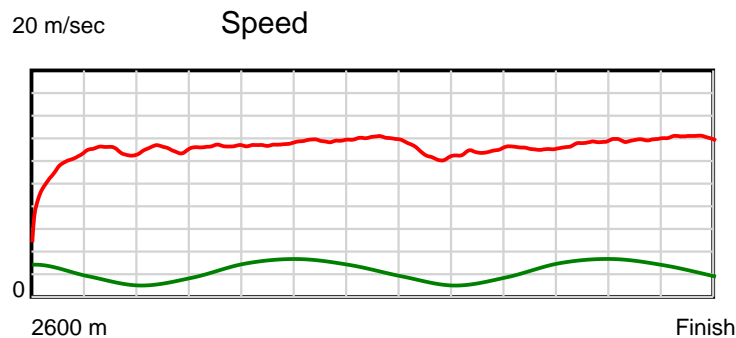
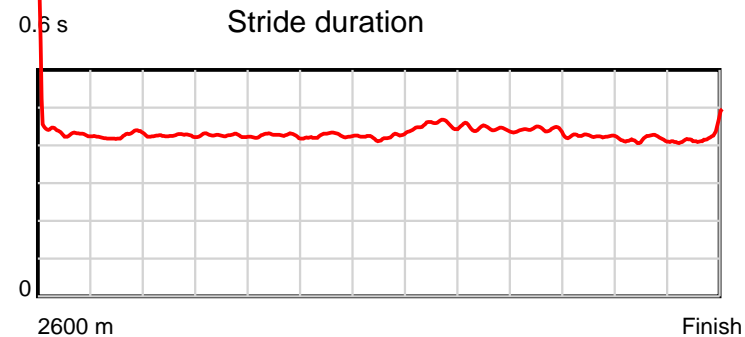
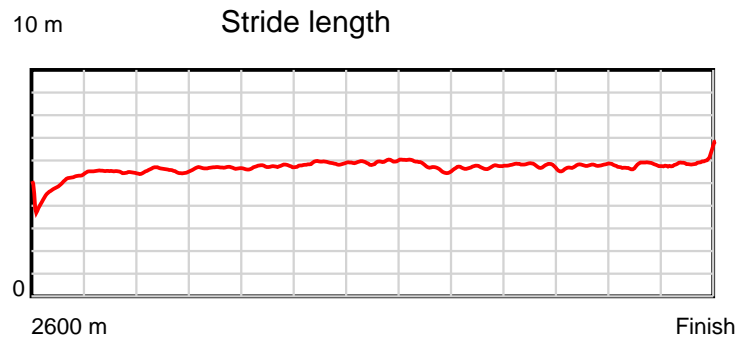
Disclaimer.

HRNZ and NZMTC and Thoroughbred Ratings Pty Ltd accepts no responsibility for the completeness or accuracy of any of the information contained herein, and makes no representations about its suitability for any particular purpose. Users should make their own judgements about those matters and/or seek independent advice. You assume all risks associated with use of the data provided on this page.

Race Results

March 22, 2024, Race 8, HAPPY 60TH BIRTHDAY DEB SMITH HANDICAP TROT, Distance 2600m, Addington - Survey 3200m

Result	TAB no.	Horse (Barrier)	2200m to	2000m to	1800m to	1600m to	1400m to	1200m to	1000m to	800m to	600m to	400m to	200m to	Total or	Margin
10th	13	Tu Tangata (3)	2000m	1800m	1600m	1400m	1200m	1000m	800m	600m	400m	200m	WP	Average	
		Position in running (margin)	13(27.9)	13(25.8)	12(24.2)	11(21.2)	11(17.5)	11(12.7)	11(12.4)	11(11.9)	12(11.1)	12(10.7)	11(11.2)		7.70
		Sectional time (s)	15.37	15.02	15.17	14.47	14.17	15.58	15.62	15.30	15.29	14.76	14.10		
		Cumulative time (s)	164.85	149.48	134.46	119.29	104.82	90.65	75.07	59.45	44.15	28.86	14.10	3:20.22	
		Speed (m/s)	13.01	13.32	13.18	13.82	14.11	12.84	12.80	13.07	13.08	13.55	14.18	12.99	
		Stride length (m)	5.53	5.68	5.61	5.89	5.96	5.83	5.70	5.77	5.55	5.62	6.04	5.65	
		Stride duration (s)	0.425	0.427	0.425	0.426	0.423	0.454	0.445	0.441	0.424	0.415	0.426	0.435	
		Stride efficiency (%)	47.80	50.42	49.12	54.15	55.59	53.07	50.70	51.98	48.08	49.33	57.08	49.86	
		Stride count	36.16	35.21	35.67	33.98	33.53	34.32	35.11	34.68	36.06	35.60	33.09	460.27	



Note: Horizontal distance axis grid lines are 200m furlongs.

Disclaimer.

HRNZ and NZMTC and Thoroughbred Ratings Pty Ltd accepts no responsibility for the completeness or accuracy of any of the information contained herein, and makes no representations about its suitability for any particular purpose. Users should make their own judgements about those matters and/or seek independent advice. You assume all risks associated with use of the data provided on this page.



Race Results



March 22, 2024, Race 8, HAPPY 60TH BIRTHDAY DEB SMITH HANDICAP TROT, Distance 2600m, Addington - Survey 3200m

Result	TAB no.	Horse (Barrier)	2600 to	2400m to
11th	12	Grettymac (1)	2400m	2200m
		Position in running (margin)	-	12(15.4)
		Sectional time (s)	18.61	15.82
		Cumulative time (s)	200.85	182.24
		Speed (m/s)	10.75	12.64
		Stride length (m)	5.55	5.90
		Stride duration (s)	0.473	0.467
		Stride efficiency (%)	48.13	54.35
		Stride count	36.04	33.91

Disclaimer.

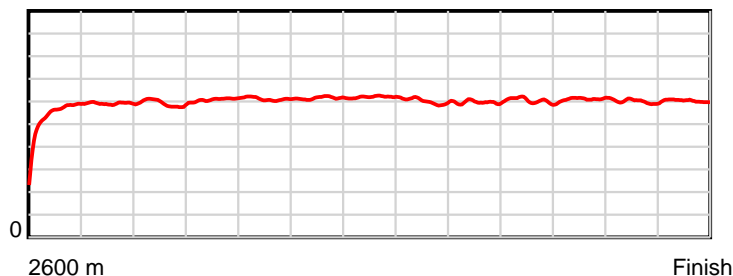
HRNZ and NZMTC and Thoroughbred Ratings Pty Ltd accepts no responsibility for the completeness or accuracy of any of the information contained herein, and makes no representations about its suitability for any particular purpose. Users should make their own judgements about those matters and/or seek independent advice. You assume all risks associated with use of the data provided on this page.

Race Results

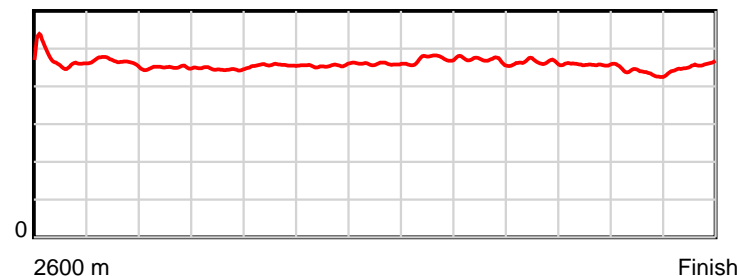
March 22, 2024, Race 8, HAPPY 60TH BIRTHDAY DEB SMITH HANDICAP TROT, Distance 2600m, Addington - Survey 3200m

Result	TAB no.	Horse (Barrier)	2200m to	2000m to	1800m to	1600m to	1400m to	1200m to	1000m to	800m to	600m to	400m to	200m to	Total or	Margin
11th	12	Grettymac (1)	2000m	1800m	1600m	1400m	1200m	1000m	800m	600m	400m	200m	WP	Average	
		Position in running (margin)	11(22.4)	10(19.1)	8(15.6)	7(12.3)	7(10.4)	8(9.7)	9(9.3)	10(9.9)	11(9.9)	10(9.3)	10(8.6)		11.20
		Sectional time (s)	15.19	14.69	15.12	14.77	14.85	15.57	15.80	15.44	15.25	14.57	15.17		
		Cumulative time (s)	166.42	151.23	136.54	121.42	106.65	91.80	76.23	60.43	44.99	29.74	15.17	3:20.85	
		Speed (m/s)	13.17	13.61	13.23	13.54	13.47	12.85	12.66	12.95	13.11	13.73	13.18	12.94	
		Stride length (m)	5.93	6.07	6.03	6.16	6.19	6.06	5.95	6.01	6.01	6.00	6.00	5.98	
		Stride duration (s)	0.450	0.446	0.456	0.455	0.460	0.472	0.470	0.464	0.458	0.437	0.455	0.462	
		Stride efficiency (%)	54.87	57.51	56.84	59.33	59.94	57.43	55.30	56.45	56.45	56.22	56.19	55.97	
		Stride count	33.75	32.97	33.16	32.46	32.29	32.99	33.62	33.28	33.28	33.34	33.35	434.44	

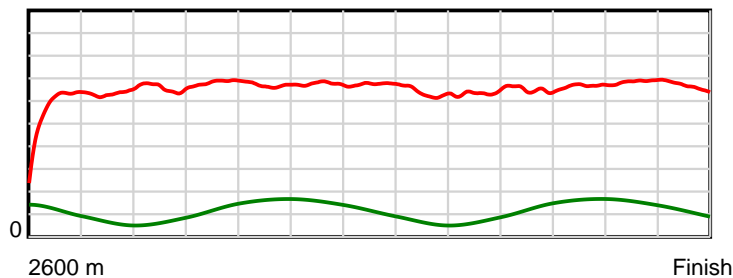
10 m Stride length



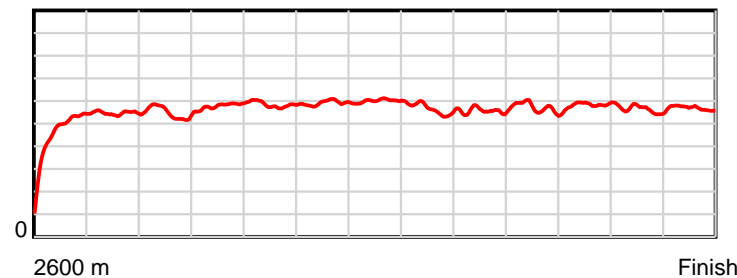
0.6 s Stride duration



20 m/sec Speed



100 % Stride efficiency



Note: Horizontal distance axis grid lines are 200m furlongs.

Disclaimer.

HRNZ and NZMTC and Thoroughbred Ratings Pty Ltd accepts no responsibility for the completeness or accuracy of any of the information contained herein, and makes no representations about its suitability for any particular purpose. Users should make their own judgements about those matters and/or seek independent advice. You assume all risks associated with use of the data provided on this page.



Race Results



March 22, 2024, Race 8, HAPPY 60TH BIRTHDAY DEB SMITH HANDICAP TROT, Distance 2600m, Addington - Survey 3200m

Result	TAB no.	Horse (Barrier)	2600 to	2400m to
12th	15	Idle Stuardia (8)	2400m	2200m
		Position in running (margin)	-	11(14.8)
		Sectional time (s)	18.61	15.42
		Cumulative time (s)	201.45	182.84
		Speed (m/s)	10.75	12.97
		Stride length (m)	5.83	6.14
		Stride duration (s)	0.476	0.474
		Stride efficiency (%)	53.12	59.00
		Stride count	34.30	32.55

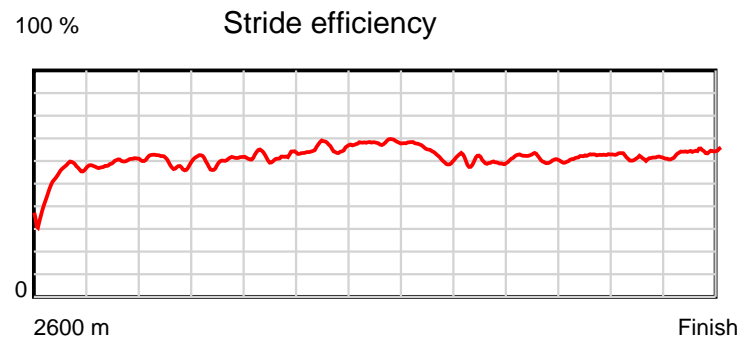
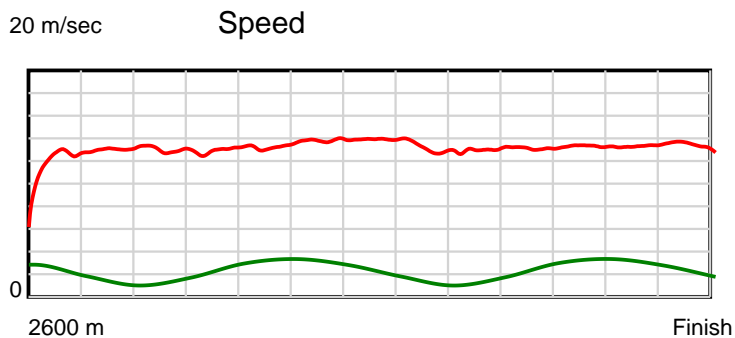
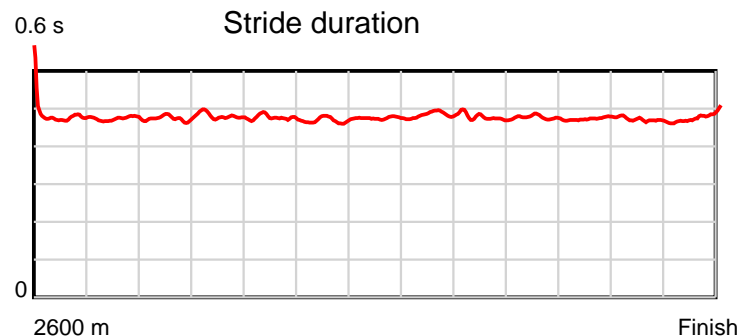
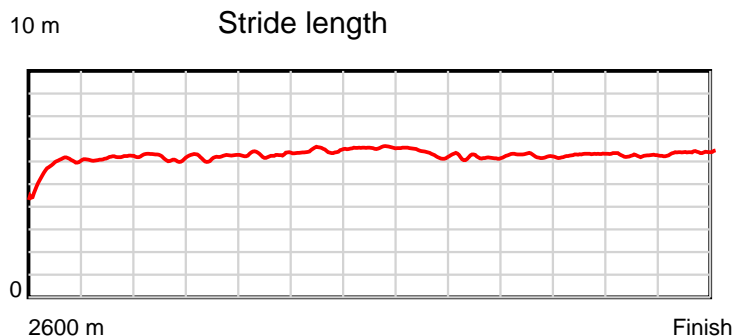
Disclaimer.

HRNZ and NZMTC and Thoroughbred Ratings Pty Ltd accepts no responsibility for the completeness or accuracy of any of the information contained herein, and makes no representations about its suitability for any particular purpose. Users should make their own judgements about those matters and/or seek independent advice. You assume all risks associated with use of the data provided on this page.

Race Results

March 22, 2024, Race 8, HAPPY 60TH BIRTHDAY DEB SMITH HANDICAP TROT, Distance 2600m, Addington - Survey 3200m

Result	TAB no.	Horse (Barrier)	2200m to	2000m to	1800m to	1600m to	1400m to	1200m to	1000m to	800m to	600m to	400m to	200m to	Total or	Margin
12th	15	Idle Stuartia (8)	2000m	1800m	1600m	1400m	1200m	1000m	800m	600m	400m	200m	WP	Average	
		Position in running (margin)	9(19.4)	9(18.3)	10(19.4)	10(18.4)	10(15.7)	10(12.0)	10(10.2)	9(9.7)	9(8.7)	11(9.6)	12(12.7)		14.50
		Sectional time (s)	15.55	15.47	15.50	14.62	14.35	15.32	15.63	15.26	15.51	15.19	15.02		
		Cumulative time (s)	167.42	151.87	136.40	120.90	106.28	91.93	76.61	60.98	45.72	30.21	15.02	3:21.45	
		Speed (m/s)	12.86	12.93	12.90	13.68	13.94	13.05	12.80	13.11	12.89	13.17	13.32	12.91	
		Stride length (m)	6.09	6.22	6.13	6.41	6.61	6.32	6.10	6.25	6.11	6.17	6.38	6.21	
		Stride duration (s)	0.474	0.481	0.475	0.469	0.475	0.484	0.477	0.477	0.474	0.469	0.479	0.481	
		Stride efficiency (%)	58.02	60.37	58.72	64.23	68.35	62.40	58.20	61.03	58.25	59.54	63.64	60.22	
		Stride count	32.82	32.18	32.63	31.20	30.24	31.65	32.77	32.00	32.76	32.40	31.34	418.84	



Note: Horizontal distance axis grid lines are 200m furlongs.

Disclaimer.

HRNZ and NZMTC and Thoroughbred Ratings Pty Ltd accepts no responsibility for the completeness or accuracy of any of the information contained herein, and makes no representations about its suitability for any particular purpose. Users should make their own judgements about those matters and/or seek independent advice. You assume all risks associated with use of the data provided on this page.



Race Results



March 22, 2024, Race 8, HAPPY 60TH BIRTHDAY DEB SMITH HANDICAP TROT, Distance 2600m, Addington - Survey 3200m

Result	TAB no.	Horse (Barrier)	2600 to	2400m to
13th	11	Our Pinocchio (0)	2400m	2200m
		Position in running (margin)	-	13(17.1)
		Sectional time (s)	18.85	16.01
		Cumulative time (s)	201.88	183.03
		Speed (m/s)	10.61	12.49
		Stride length (m)	5.59	5.94
		Stride duration (s)	0.470	0.475
		Stride efficiency (%)	48.82	55.11
		Stride count	35.78	33.68

Disclaimer.

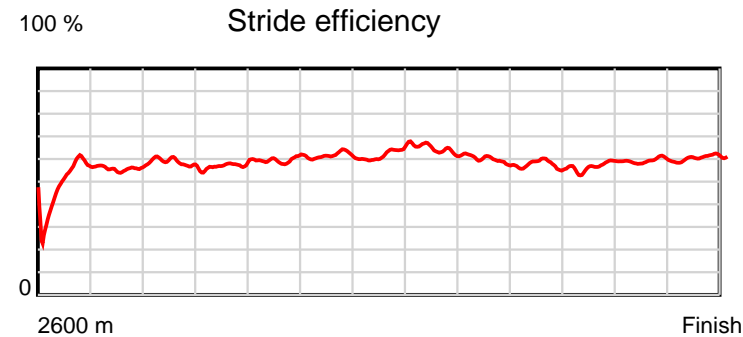
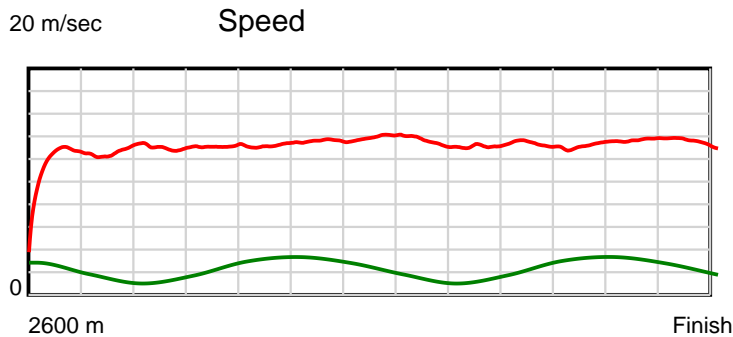
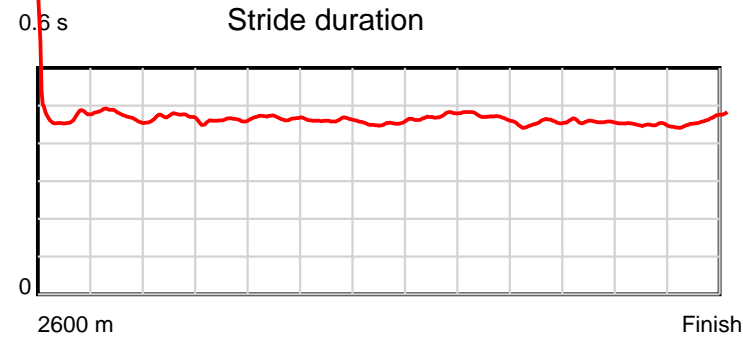
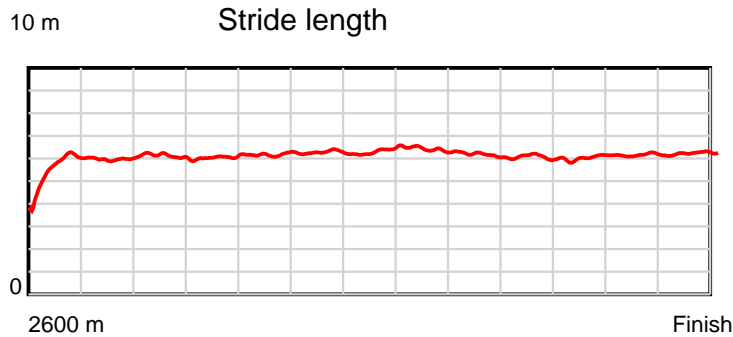
HRNZ and NZMTC and Thoroughbred Ratings Pty Ltd accepts no responsibility for the completeness or accuracy of any of the information contained herein, and makes no representations about its suitability for any particular purpose. Users should make their own judgements about those matters and/or seek independent advice. You assume all risks associated with use of the data provided on this page.



Race Results

March 22, 2024, Race 8, HAPPY 60TH BIRTHDAY DEB SMITH HANDICAP TROT, Distance 2600m, Addington - Survey 3200m

Result	TAB no.	Horse (Barrier)	2200m to	2000m to	1800m to	1600m to	1400m to	1200m to	1000m to	800m to	600m to	400m to	200m to	Total or	Margin
13th	11	Our Pinocchio (0)	2000m	1800m	1600m	1400m	1200m	1000m	800m	600m	400m	200m	WP	Average	
		Position in running (margin)	12(25.3)	12(25.2)	13(24.8)	13(24.4)	13(23.5)	13(19.7)	14(15.0)	14(14.5)	13(11.6)	14(14.4)	13(16.5)		16.90
		Sectional time (s)	15.73	15.22	15.60	14.93	14.34	14.86	15.61	14.95	15.81	15.05	14.92		
		Cumulative time (s)	167.02	151.29	136.07	120.47	105.54	91.20	76.34	60.73	45.78	29.97	14.92	3:21.88	
		Speed (m/s)	12.71	13.14	12.82	13.40	13.95	13.46	12.81	13.38	12.65	13.29	13.40	12.88	
		Stride length (m)	5.99	6.05	6.00	6.18	6.33	6.36	6.02	6.07	5.78	5.96	6.22	6.03	
		Stride duration (s)	0.471	0.460	0.468	0.461	0.454	0.473	0.470	0.454	0.457	0.449	0.464	0.468	
		Stride efficiency (%)	55.98	57.17	56.32	59.68	62.64	63.28	56.64	57.59	52.21	55.55	60.47	56.84	
		Stride count	33.42	33.07	33.31	32.36	31.59	31.43	33.22	32.94	34.60	33.55	32.15	431.10	



Note: Horizontal distance axis grid lines are 200m furlongs.

Disclaimer.

HRNZ and NZMTC and Thoroughbred Ratings Pty Ltd accepts no responsibility for the completeness or accuracy of any of the information contained herein, and makes no representations about its suitability for any particular purpose. Users should make their own judgements about those matters and/or seek independent advice. You assume all risks associated with use of the data provided on this page.



Race Results



March 22, 2024, Race 8, HAPPY 60TH BIRTHDAY DEB SMITH HANDICAP TROT, Distance 2600m, Addington - Survey 3200m

Result	TAB no.	Horse (Barrier)	2600 to	2400m to
14th	3	Martha Stuart (7)	2400m	2200m
		Position in running (margin)	-	14(24.2)
		Sectional time (s)	19.98	15.32
		Cumulative time (s)	202.94	182.96
		Speed (m/s)	10.01	13.05
		Stride length (m)	4.42	5.83
		Stride duration (s)	0.434	0.446
		Stride efficiency (%)	30.49	53.04
		Stride count	45.28	34.33

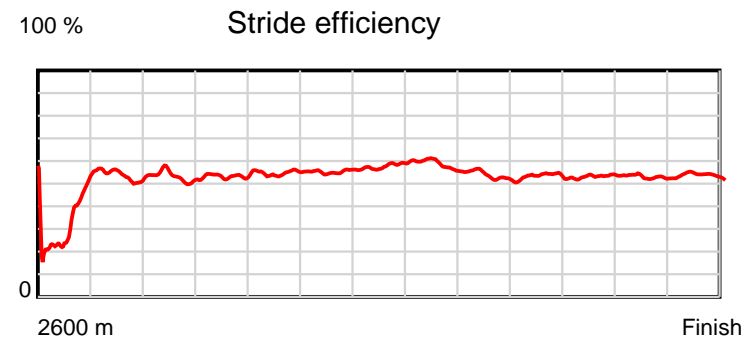
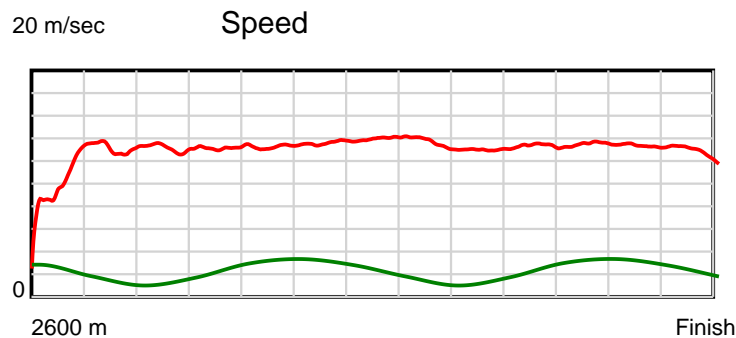
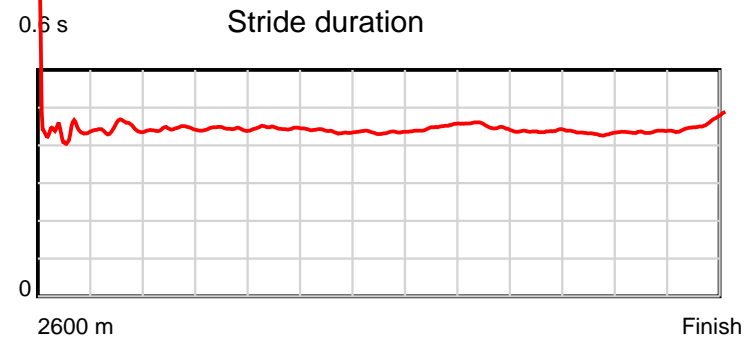
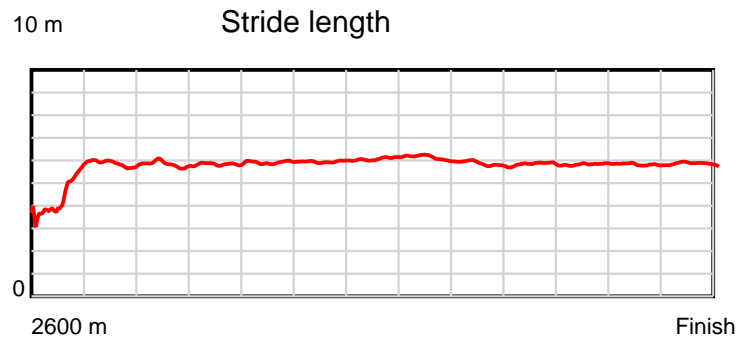
Disclaimer.

HRNZ and NZMTC and Thoroughbred Ratings Pty Ltd accepts no responsibility for the completeness or accuracy of any of the information contained herein, and makes no representations about its suitability for any particular purpose. Users should make their own judgements about those matters and/or seek independent advice. You assume all risks associated with use of the data provided on this page.

Race Results

March 22, 2024, Race 8, HAPPY 60TH BIRTHDAY DEB SMITH HANDICAP TROT, Distance 2600m, Addington - Survey 3200m

Result	TAB no.	Horse (Barrier)	2200m to	2000m to	1800m to	1600m to	1400m to	1200m to	1000m to	800m to	600m to	400m to	200m to	Total or	Margin
14th	3	Martha Stuart (7)	2000m	1800m	1600m	1400m	1200m	1000m	800m	600m	400m	200m	WP	Average	
		Position in running (margin)	14(28.2)	14(26.6)	14(26.4)	15(27.0)	15(26.4)	15(22.3)	15(17.1)	15(16.9)	15(14.2)	13(14.3)	14(18.4)		22.80
		Sectional time (s)	15.47	15.26	15.76	14.98	14.28	14.77	15.68	14.97	15.38	15.37	15.72		
		Cumulative time (s)	167.64	152.17	136.91	121.15	106.17	91.89	77.12	61.44	46.47	31.09	15.72	3:22.94	
		Speed (m/s)	12.93	13.11	12.69	13.35	14.01	13.54	12.76	13.36	13.00	13.01	12.72	12.81	
		Stride length (m)	5.74	5.82	5.66	5.83	6.10	6.08	5.73	5.85	5.62	5.67	5.87	5.68	
		Stride duration (s)	0.444	0.444	0.446	0.437	0.435	0.449	0.450	0.438	0.432	0.436	0.462	0.443	
		Stride efficiency (%)	51.48	52.88	50.07	53.13	58.06	57.80	51.37	53.47	49.39	50.24	53.92	50.33	
		Stride count	34.84	34.38	35.33	34.30	32.81	32.89	34.88	34.19	35.57	35.27	34.05	458.12	



Note: Horizontal distance axis grid lines are 200m furlongs.

Disclaimer.

HRNZ and NZMTC and Thoroughbred Ratings Pty Ltd accepts no responsibility for the completeness or accuracy of any of the information contained herein, and makes no representations about its suitability for any particular purpose. Users should make their own judgements about those matters and/or seek independent advice. You assume all risks associated with use of the data provided on this page.



Race Results



March 22, 2024, Race 8, HAPPY 60TH BIRTHDAY DEB SMITH HANDICAP TROT, Distance 2600m, Addington - Survey 3200m

Result	TAB no.	Horse (Barrier)	2600 to	2400m to
15th	8	Winning Bones (13)	2400m	2200m
		Position in running (margin)	-	10(13.4)
		Sectional time (s)	18.19	17.45
		Cumulative time (s)	203.43	185.24
		Speed (m/s)	10.99	11.46
		Stride length (m)	105.84	8.98
		Stride duration (s)	9.479	0.784
		Stride efficiency (%)	17504.16	126.13
		Stride count	1.89	22.26


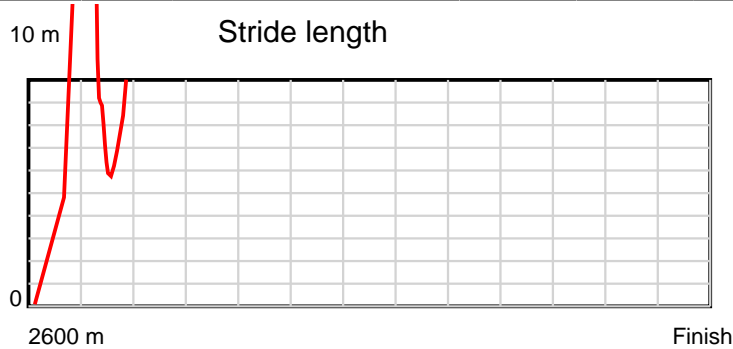
Disclaimer.

HRNZ and NZMTC and Thoroughbred Ratings Pty Ltd accepts no responsibility for the completeness or accuracy of any of the information contained herein, and makes no representations about its suitability for any particular purpose. Users should make their own judgements about those matters and/or seek independent advice. You assume all risks associated with use of the data provided on this page.

Race Results

March 22, 2024, Race 8, HAPPY 60TH BIRTHDAY DEB SMITH HANDICAP TROT, Distance 2600m, Addington - Survey 3200m

Result	TAB no.	Horse (Barrier)	2200m to	2000m to	1800m to	1600m to	1400m to	1200m to	1000m to	800m to	600m to	400m to	200m to	Total or	Margin
15th	8	Winning Bones (13)	2000m	1800m	1600m	1400m	1200m	1000m	800m	600m	400m	200m	WP	Average	
		Position in running (margin)	15(30.2)	15(29.4)	15(28.5)	14(26.0)	14(24.2)	14(20.1)	13(14.8)	13(13.9)	14(13.3)	15(15.0)	15(19.1)		25.50
		Sectional time (s)	15.59	15.14	15.26	14.78	14.29	14.74	15.56	15.34	15.63	15.38	16.08		
		Cumulative time (s)	167.79	152.20	137.06	121.80	107.02	92.73	77.99	62.43	47.09	31.46	16.08	3:23.43	
		Speed (m/s)	12.83	13.21	13.11	13.53	14.00	13.57	12.85	13.04	12.80	13.00	12.44	12.78	
		Stride length (m)	12.46	12.83	12.73	13.15	13.59	13.18	12.48	12.67	12.43	12.63	12.08	13.20	
		Stride duration (s)	0.971	0.971	0.971	0.971	0.971	0.971	0.971	0.971	0.971	0.971	0.971	1.033	
		Stride efficiency (%)	242.72	257.32	253.37	270.06	288.70	271.34	243.58	250.74	241.44	249.19	228.01	272.47	
		Stride count	16.05	15.59	15.71	15.21	14.71	15.18	16.02	15.79	16.09	15.84	16.56	196.90	



Note: Horizontal distance axis grid lines are 200m furlongs.

Disclaimer.

HRNZ and NZMTC and Thoroughbred Ratings Pty Ltd accepts no responsibility for the completeness or accuracy of any of the information contained herein, and makes no representations about its suitability for any particular purpose. Users should make their own judgements about those matters and/or seek independent advice. You assume all risks associated with use of the data provided on this page.