



Race Results

NZ Metropolitan Trotting Club Inc, HRNZ, March 22, 2024

Compilation date: March 22, 2024, 8:53:09 PM (NZDT)

Copyright © 2024 HRNZ and NZMTC. All rights reserved.

Trademarks.

StrideMASTER is a registered trademark of Thoroughbred Ratings Pty Ltd.

Disclaimer.

HRNZ and NZMTC and Thoroughbred Ratings Pty Ltd accepts no responsibility for the completeness or accuracy of any of the information contained herein, and makes no representations about its suitability for any particular purpose. Users should make their own judgements about those matters and/or seek independent advice. You assume all risks associated with use of the data provided on this page.

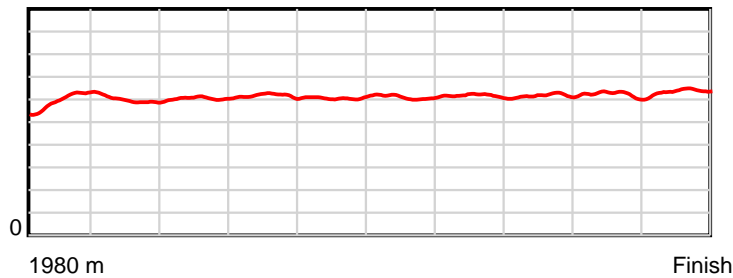


Race Results

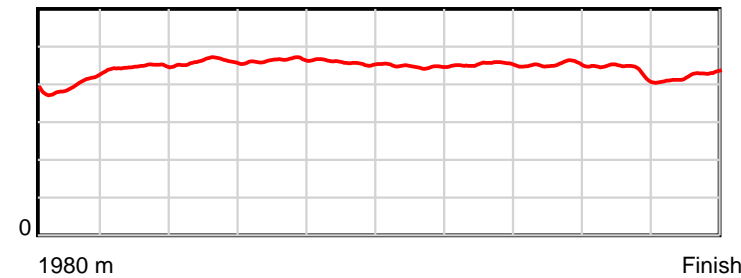
March 22, 2024, Race 9, , Distance 1980m, Addington - Survey 1980m

Result	TAB no.	Horse (Barrier)	1980 to 1800m	1800m to 1600m	1600m to 1400m	1400m to 1200m	1200m to 1000m	1000m to 800m	800m to 600m	600m to 400m	400m to 200m	200m to WP	Total or Average	Margin
1st	3	Tide And Time (3)												
		Position in running (margin)	-	1(0.0)	2(2.1)	2(1.5)	2(2.1)	3(1.8)	2(1.4)	3(1.6)	3(1.6)	2(1.4)		0.00
		Sectional time (s)	11.95	15.17	15.22	15.07	14.92	14.81	14.74	14.98	14.12	13.39		
		Cumulative time (s)	144.37	132.42	117.25	102.03	86.96	72.04	57.23	42.49	27.51	13.39	2:24.37	
		Speed (m/s)	15.06	13.18	13.14	13.27	13.40	13.50	13.57	13.35	14.16	14.94	13.71	
		Stride length (m)	5.98	5.89	6.05	6.16	6.14	6.05	6.15	6.04	6.20	6.33	6.10	
		Stride duration (s)	0.397	0.447	0.460	0.464	0.458	0.448	0.453	0.452	0.438	0.424	0.445	
		Stride efficiency (%)	55.94	54.20	57.23	59.22	58.85	57.11	59.14	56.98	60.11	62.57	58.09	
		Stride count	30.08	33.96	33.05	32.49	32.59	33.08	32.51	33.12	32.25	31.61	324.74	

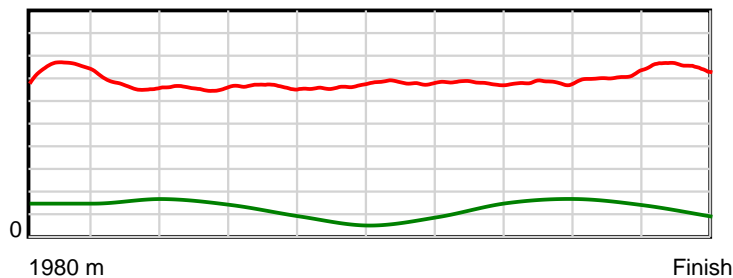
10 m Stride length



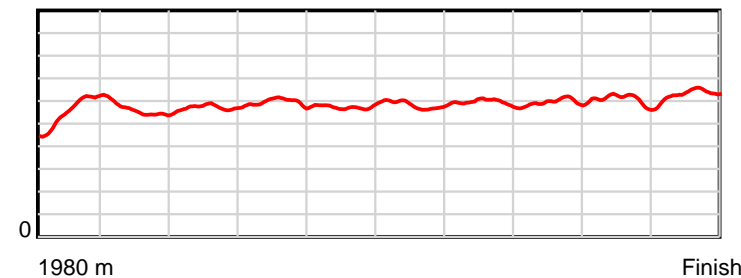
0.6 s Stride duration



20 m/sec Speed



100 % Stride efficiency



Note: Horizontal distance axis grid lines are 200m furlongs.

Disclaimer.

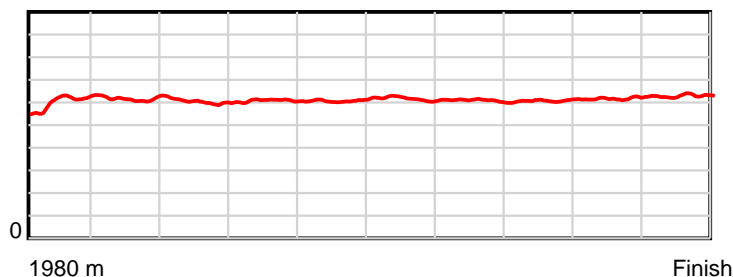
HRNZ and NZMTC and Thoroughbred Ratings Pty Ltd accepts no responsibility for the completeness or accuracy of any of the information contained herein, and makes no representations about its suitability for any particular purpose. Users should make their own judgements about those matters and/or seek independent advice. You assume all risks associated with use of the data provided on this page.

Race Results

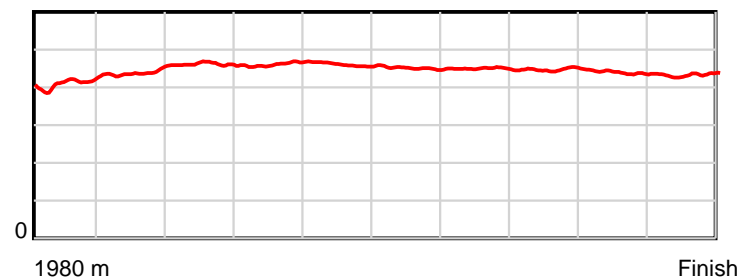
March 22, 2024, Race 9, , Distance 1980m, Addington - Survey 1980m

Result	TAB no.	Horse (Barrier)	1980 to	1800m to	1600m to	1400m to	1200m to	1000m to	800m to	600m to	400m to	200m to	Total or	Margin
2nd	2	Bettor Be Shar... (2)	1800m	1600m	1400m	1200m	1000m	800m	600m	400m	200m	WP	Average	
		Position in running (margin)	-	2(1.6)	1(0.0)	1(0.0)	1(0.0)	1(0.0)	1(0.0)	1(0.0)	1(0.0)	1(0.0)		1.50
		Sectional time (s)	12.39	14.55	15.31	14.97	14.96	14.89	14.71	14.98	14.15	13.73		
		Cumulative time (s)	144.64	132.25	117.70	102.39	87.42	72.46	57.57	42.86	27.88	13.73	2:24.64	
		Speed (m/s)	14.53	13.75	13.06	13.36	13.37	13.43	13.60	13.35	14.13	14.57	13.69	
		Stride length (m)	6.06	6.04	6.03	6.16	6.16	6.06	6.11	5.97	6.21	6.31	6.11	
		Stride duration (s)	0.411	0.439	0.461	0.461	0.461	0.451	0.449	0.447	0.439	0.433	0.446	
		Stride efficiency (%)	57.47	56.96	56.74	59.26	59.22	57.32	58.37	55.74	60.20	62.17	58.31	
		Stride count	29.68	33.13	33.19	32.48	32.49	33.02	32.72	33.49	32.22	31.71	324.13	

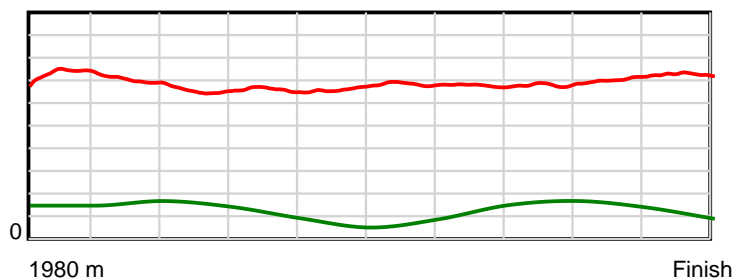
10 m Stride length



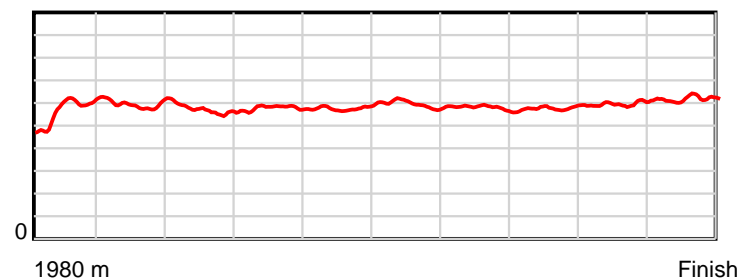
0.6 s Stride duration



20 m/sec Speed



100 % Stride efficiency



Note: Horizontal distance axis grid lines are 200m furlongs.

Disclaimer.

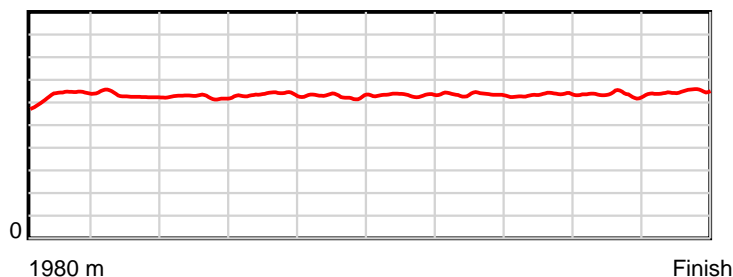
HRNZ and NZMTC and Thoroughbred Ratings Pty Ltd accepts no responsibility for the completeness or accuracy of any of the information contained herein, and makes no representations about its suitability for any particular purpose. Users should make their own judgements about those matters and/or seek independent advice. You assume all risks associated with use of the data provided on this page.

Race Results

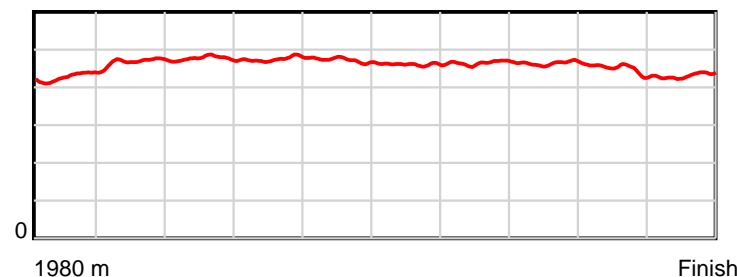
March 22, 2024, Race 9, , Distance 1980m, Addington - Survey 1980m

Result	TAB no.	Horse (Barrier)	1980 to	1800m to	1600m to	1400m to	1200m to	1000m to	800m to	600m to	400m to	200m to	Total or	Margin
3rd	1	Chase The Star... (1)	1800m	1600m	1400m	1200m	1000m	800m	600m	400m	200m	WP	Average	
		Position in running (margin)	-	3(2.0)	3(4.5)	4(4.2)	5(4.3)	5(4.6)	5(3.6)	5(3.5)	5(3.6)	3(3.2)		1.70
		Sectional time (s)	12.55	15.23	15.26	15.00	15.02	14.71	14.69	15.00	14.08	13.15		
		Cumulative time (s)	144.69	132.14	116.91	101.65	86.65	71.63	56.92	42.23	27.23	13.15	2:24.69	
		Speed (m/s)	14.34	13.13	13.11	13.33	13.32	13.60	13.61	13.33	14.20	15.21	13.68	
		Stride length (m)	6.32	6.16	6.24	6.33	6.29	6.26	6.34	6.18	6.37	6.57	6.31	
		Stride duration (s)	0.428	0.469	0.477	0.475	0.472	0.460	0.465	0.464	0.448	0.432	0.461	
		Stride efficiency (%)	62.51	59.33	60.92	62.64	61.86	61.19	62.76	59.76	63.37	67.55	62.13	
		Stride count	28.46	32.46	32.03	31.59	31.79	31.96	31.56	32.34	31.41	30.42	314.02	

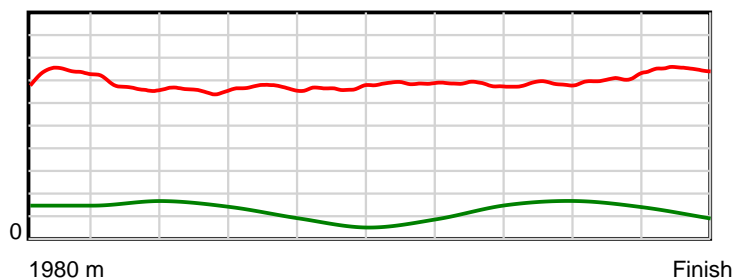
10 m Stride length



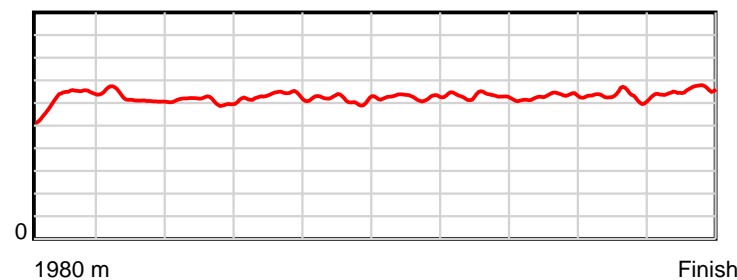
0.6 s Stride duration



20 m/sec Speed



100 % Stride efficiency



Note: Horizontal distance axis grid lines are 200m furlongs.

Disclaimer.

HRNZ and NZMTC and Thoroughbred Ratings Pty Ltd accepts no responsibility for the completeness or accuracy of any of the information contained herein, and makes no representations about its suitability for any particular purpose. Users should make their own judgements about those matters and/or seek independent advice. You assume all risks associated with use of the data provided on this page.




Race Results



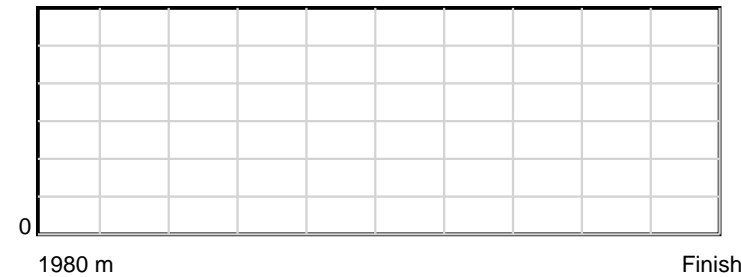
March 22, 2024, Race 9, , Distance 1980m, Addington - Survey 1980m

Result	TAB no.	Horse (Barrier)	1980 to	1800m to	1600m to	1400m to	1200m to	1000m to	800m to	600m to	400m to	200m to	Total or	Margin
4th	4	Rakero Rocket (4)												
		Position in running (margin)												
		Sectional time (s)												
		Cumulative time (s)												
		Speed (m/s)												
		Stride length (m)												
		Stride duration (s)												
		Stride efficiency (%)												
		Stride count												


10 m Stride length




0.6 s Stride duration



20 m/sec Speed



100 % Stride efficiency



Note: Horizontal distance axis grid lines are 200m furlongs.

Disclaimer.

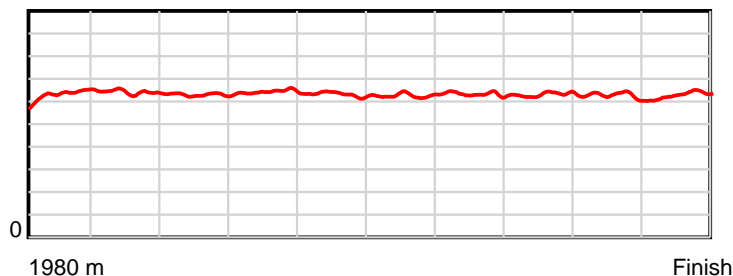
HRNZ and NZMTC and Thoroughbred Ratings Pty Ltd accepts no responsibility for the completeness or accuracy of any of the information contained herein, and makes no representations about its suitability for any particular purpose. Users should make their own judgements about those matters and/or seek independent advice. You assume all risks associated with use of the data provided on this page.

Race Results

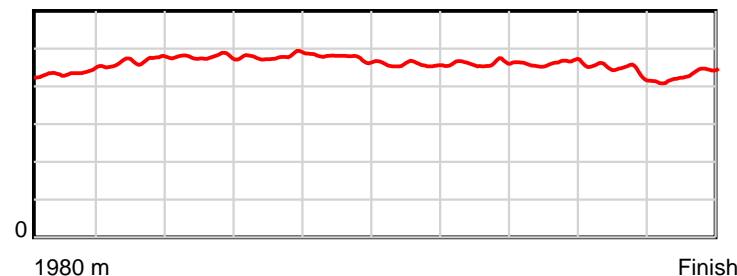
March 22, 2024, Race 9, , Distance 1980m, Addington - Survey 1980m

Result	TAB no.	Horse (Barrier)	1980 to	1800m to	1600m to	1400m to	1200m to	1000m to	800m to	600m to	400m to	200m to	Total or	Margin
5th	11	Knockshanbally (11)	1800m	1600m	1400m	1200m	1000m	800m	600m	400m	200m	WP	Average	
		Position in running (margin)	-	6(5.3)	5(6.9)	6(6.5)	6(6.3)	6(6.4)	6(5.6)	6(5.1)	6(5.7)	5(5.1)		4.90
		Sectional time (s)	12.68	15.09	15.24	14.95	14.98	14.76	14.63	15.06	14.06	13.81		
		Cumulative time (s)	145.26	132.58	117.49	102.25	87.30	72.32	57.56	42.93	27.87	13.81	2:25.26	
		Speed (m/s)	14.20	13.25	13.12	13.38	13.35	13.55	13.67	13.28	14.22	14.48	13.63	
		Stride length (m)	6.33	6.18	6.27	6.43	6.36	6.20	6.30	6.12	6.30	6.26	6.27	
		Stride duration (s)	0.436	0.466	0.478	0.480	0.476	0.457	0.461	0.461	0.443	0.432	0.460	
		Stride efficiency (%)	62.63	59.71	61.52	64.56	63.21	60.06	62.04	58.48	62.01	61.27	61.50	
		Stride count	28.43	32.35	31.88	31.12	31.45	32.26	31.74	32.69	31.75	31.94	315.61	

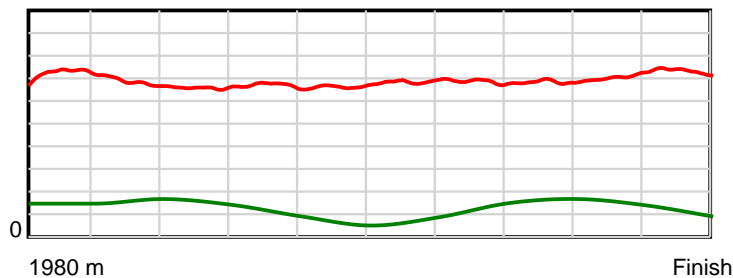
10 m Stride length



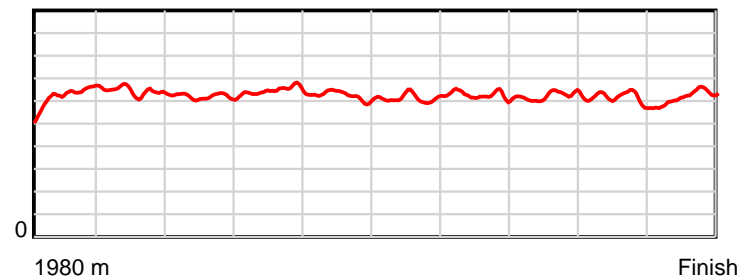
0.6 s Stride duration



20 m/sec Speed



100 % Stride efficiency



Note: Horizontal distance axis grid lines are 200m furlongs.

Disclaimer.

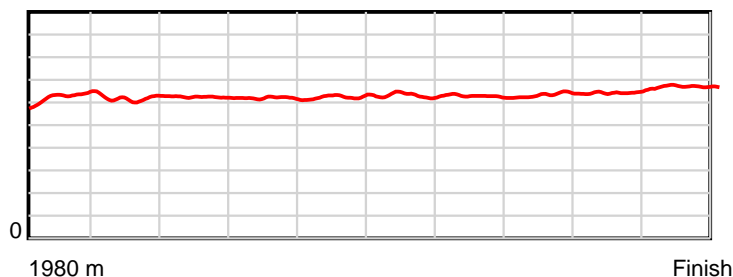
HRNZ and NZMTC and Thoroughbred Ratings Pty Ltd accepts no responsibility for the completeness or accuracy of any of the information contained herein, and makes no representations about its suitability for any particular purpose. Users should make their own judgements about those matters and/or seek independent advice. You assume all risks associated with use of the data provided on this page.

Race Results

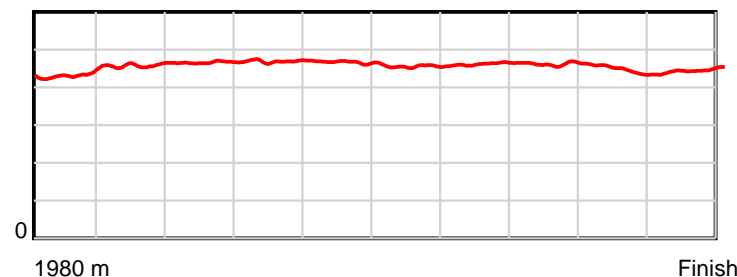
March 22, 2024, Race 9, , Distance 1980m, Addington - Survey 1980m

Result	TAB no.	Horse (Barrier)	1980 to	1800m to	1600m to	1400m to	1200m to	1000m to	800m to	600m to	400m to	200m to	Total or	Margin
6th	12	Stephs Boy (12)	1800m	1600m	1400m	1200m	1000m	800m	600m	400m	200m	WP	Average	
		Position in running (margin)	-	5(4.5)	6(7.0)	5(5.8)	7(6.5)	7(7.1)	7(6.8)	7(6.8)	8(7.1)	8(6.9)		5.10
		Sectional time (s)	12.82	15.25	15.12	15.08	15.07	14.84	14.70	15.02	14.12	13.28		
		Cumulative time (s)	145.30	132.48	117.23	102.11	87.03	71.96	57.12	42.42	27.40	13.28	2:25.30	
		Speed (m/s)	14.04	13.11	13.23	13.26	13.27	13.48	13.61	13.32	14.16	15.06	13.63	
		Stride length (m)	6.28	6.01	6.17	6.22	6.19	6.13	6.29	6.15	6.30	6.72	6.24	
		Stride duration (s)	0.432	0.458	0.466	0.469	0.467	0.455	0.462	0.462	0.445	0.446	0.458	
		Stride efficiency (%)	61.62	56.46	59.40	60.51	59.96	58.81	61.83	59.16	62.01	70.51	60.88	
		Stride count	28.66	33.27	32.44	32.14	32.29	32.60	31.79	32.51	31.75	29.77	317.22	

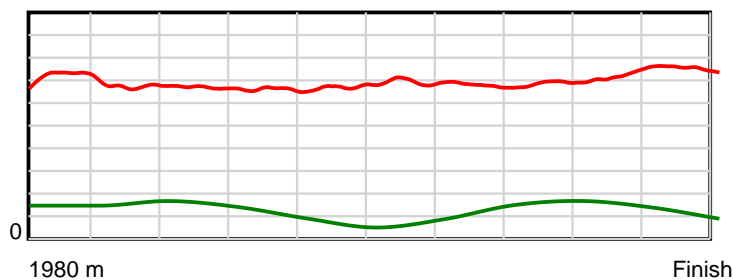
10 m Stride length



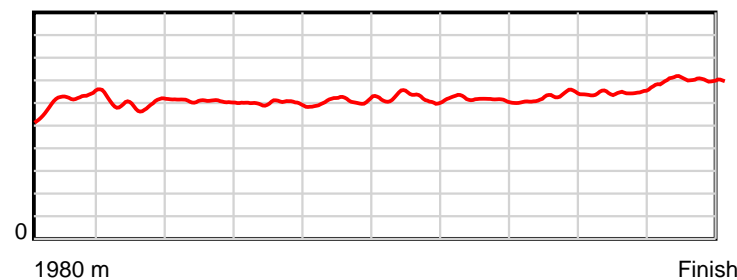
0.6 s Stride duration



20 m/sec Speed



100 % Stride efficiency



Note: Horizontal distance axis grid lines are 200m furlongs.

Disclaimer.

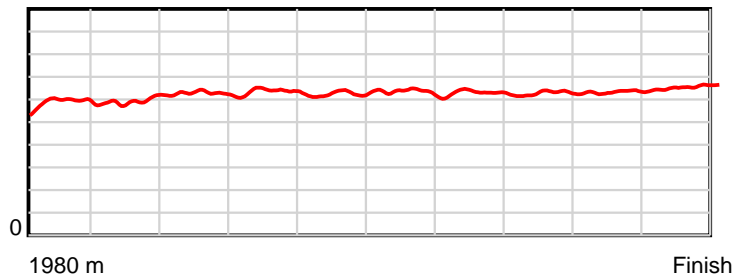
HRNZ and NZMTC and Thoroughbred Ratings Pty Ltd accepts no responsibility for the completeness or accuracy of any of the information contained herein, and makes no representations about its suitability for any particular purpose. Users should make their own judgements about those matters and/or seek independent advice. You assume all risks associated with use of the data provided on this page.

Race Results

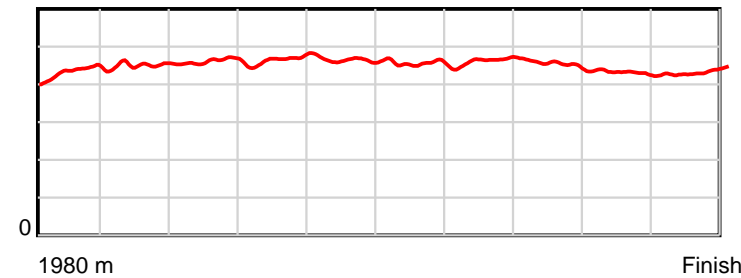
March 22, 2024, Race 9, , Distance 1980m, Addington - Survey 1980m

Result	TAB no.	Horse (Barrier)	1980 to	1800m to	1600m to	1400m to	1200m to	1000m to	800m to	600m to	400m to	200m to	Total or	Margin
7th	7	Teddy Baker (7)	1800m	1600m	1400m	1200m	1000m	800m	600m	400m	200m	WP	Average	
		Position in running (margin)	-	8(8.0)	10(14.1)	10(12.2)	10(10.4)	10(11.6)	10(11.6)	10(11.1)	9(9.5)	9(7.1)		5.30
		Sectional time (s)	13.48	15.84	14.99	14.69	15.16	14.89	14.62	14.70	13.76	13.19		
		Cumulative time (s)	145.32	131.84	116.00	101.01	86.32	71.16	56.27	41.65	26.95	13.19	2:25.32	
		Speed (m/s)	13.35	12.63	13.34	13.61	13.19	13.43	13.68	13.61	14.53	15.16	13.63	
		Stride length (m)	5.93	5.68	6.15	6.35	6.12	6.10	6.36	6.14	6.26	6.57	6.16	
		Stride duration (s)	0.435	0.450	0.461	0.466	0.464	0.454	0.465	0.451	0.431	0.433	0.452	
		Stride efficiency (%)	54.87	50.47	59.17	62.93	58.52	58.15	63.14	58.92	61.32	67.52	59.29	
		Stride count	30.38	35.19	32.50	31.52	32.68	32.79	31.46	32.57	31.93	30.43	321.45	

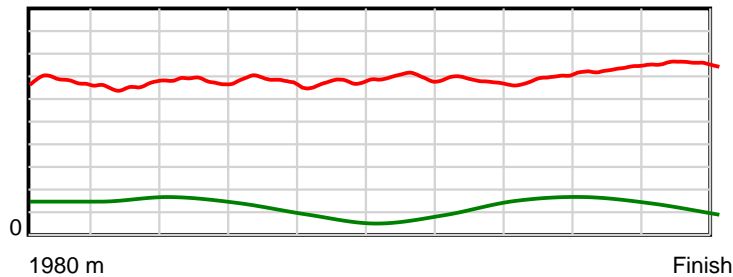
10 m Stride length



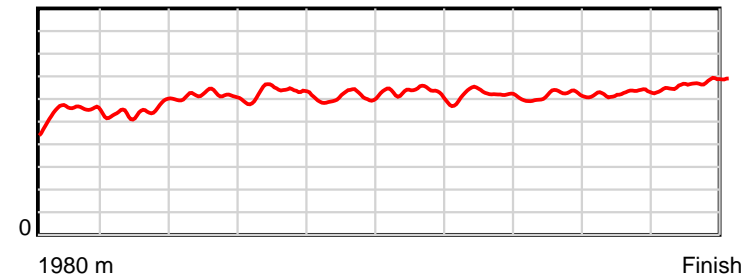
0.6 s Stride duration



20 m/sec Speed



100 % Stride efficiency



Note: Horizontal distance axis grid lines are 200m furlongs.

Disclaimer.

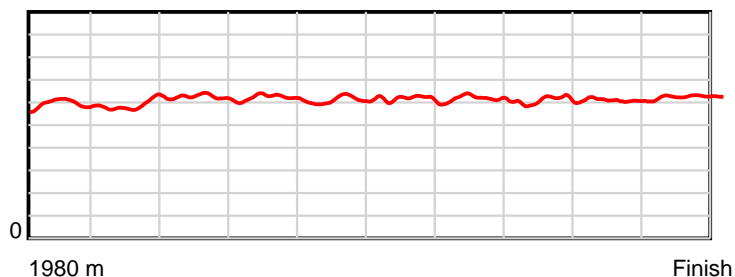
HRNZ and NZMTC and Thoroughbred Ratings Pty Ltd accepts no responsibility for the completeness or accuracy of any of the information contained herein, and makes no representations about its suitability for any particular purpose. Users should make their own judgements about those matters and/or seek independent advice. You assume all risks associated with use of the data provided on this page.

Race Results

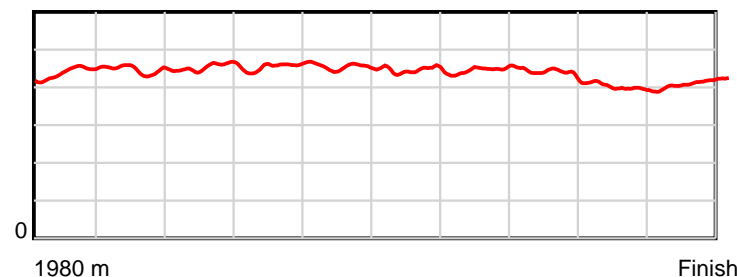
March 22, 2024, Race 9, , Distance 1980m, Addington - Survey 1980m

Result	TAB no.	Horse (Barrier)	1980 to	1800m to	1600m to	1400m to	1200m to	1000m to	800m to	600m to	400m to	200m to	Total or	Margin
8th	9	Toby Tom B (9)	1800m	1600m	1400m	1200m	1000m	800m	600m	400m	200m	WP	Average	
		Position in running (margin)	-	11(9.5)	11(17.3)	11(14.8)	11(12.8)	11(12.8)	11(13.5)	11(12.7)	11(11.5)	10(8.5)		5.70
		Sectional time (s)	13.60	16.12	14.90	14.65	14.97	14.99	14.58	14.77	13.65	13.16		
		Cumulative time (s)	145.39	131.79	115.67	100.77	86.12	71.15	56.16	41.58	26.81	13.16	2:25.39	
		Speed (m/s)	13.24	12.41	13.42	13.65	13.36	13.34	13.72	13.54	14.65	15.20	13.62	
		Stride length (m)	5.92	5.55	6.10	6.23	6.06	5.93	6.15	5.88	5.83	6.31	5.99	
		Stride duration (s)	0.441	0.447	0.454	0.456	0.453	0.444	0.448	0.434	0.398	0.415	0.440	
		Stride efficiency (%)	54.69	48.10	58.17	60.66	57.37	54.95	59.15	54.05	53.04	62.30	56.04	
		Stride count	30.43	36.05	32.78	32.10	33.01	33.73	32.51	34.01	34.33	31.68	330.63	

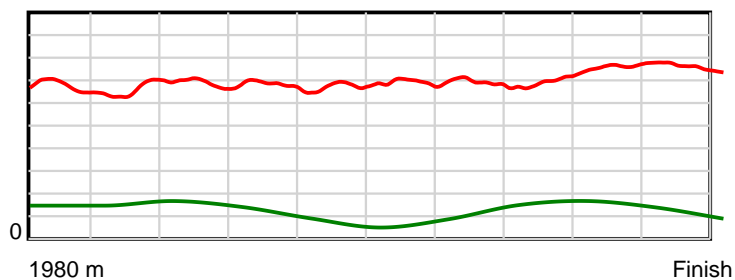
10 m Stride length



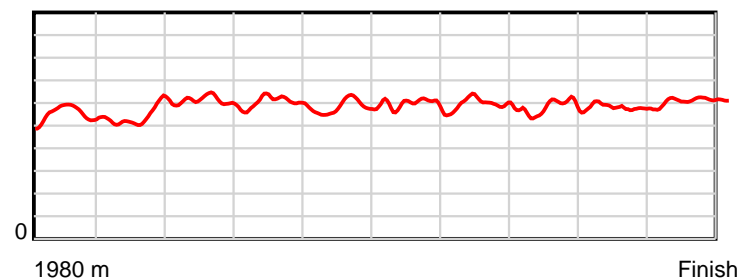
0.6 s Stride duration



20 m/sec Speed



100 % Stride efficiency



Note: Horizontal distance axis grid lines are 200m furlongs.

Disclaimer.

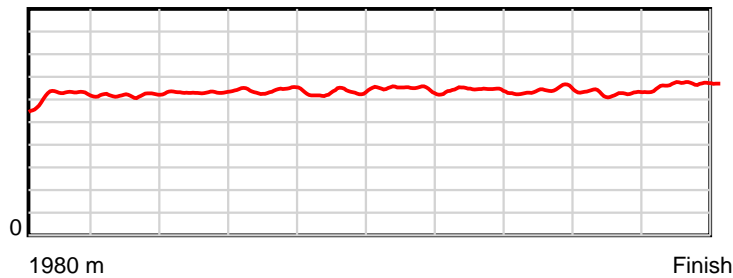
HRNZ and NZMTC and Thoroughbred Ratings Pty Ltd accepts no responsibility for the completeness or accuracy of any of the information contained herein, and makes no representations about its suitability for any particular purpose. Users should make their own judgements about those matters and/or seek independent advice. You assume all risks associated with use of the data provided on this page.

Race Results

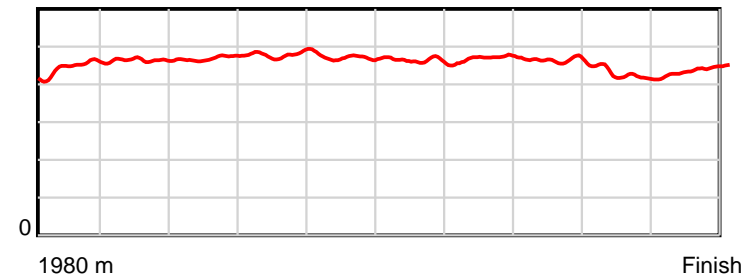
March 22, 2024, Race 9, , Distance 1980m, Addington - Survey 1980m

Result	TAB no.	Horse (Barrier)	1980 to	1800m to	1600m to	1400m to	1200m to	1000m to	800m to	600m to	400m to	200m to	Total or	Margin
9th	6	Jovial Jay (6)	1800m	1600m	1400m	1200m	1000m	800m	600m	400m	200m	WP	Average	
		Position in running (margin)	-	7(6.1)	7(9.4)	7(8.3)	9(8.7)	9(9.7)	9(9.5)	9(8.9)	10(9.7)	11(8.5)		5.80
		Sectional time (s)	13.15	15.38	15.13	15.03	15.13	14.85	14.62	15.10	13.96	13.07		
		Cumulative time (s)	145.42	132.27	116.89	101.76	86.73	71.60	56.75	42.13	27.03	13.07	2:25.42	
		Speed (m/s)	13.69	13.00	13.22	13.31	13.22	13.47	13.68	13.25	14.33	15.30	13.62	
		Stride length (m)	6.24	6.03	6.21	6.38	6.22	6.23	6.43	6.12	6.07	6.75	6.26	
		Stride duration (s)	0.447	0.464	0.469	0.480	0.470	0.462	0.470	0.462	0.424	0.441	0.460	
		Stride efficiency (%)	60.86	56.83	60.18	63.67	60.44	60.57	64.55	58.47	57.65	71.20	61.27	
		Stride count	28.84	33.16	32.23	31.33	32.16	32.12	31.12	32.70	32.93	29.63	316.22	

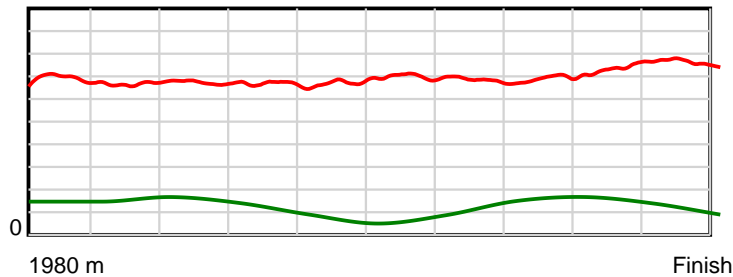
10 m Stride length



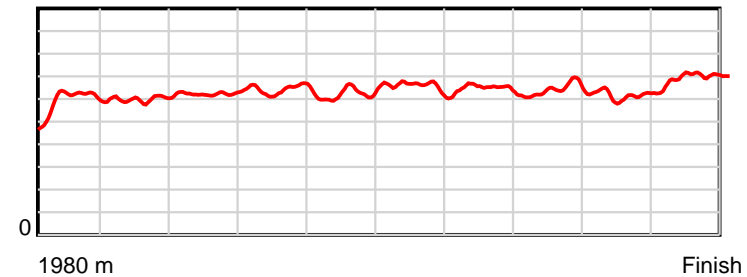
0.6 s Stride duration



20 m/sec Speed



100 % Stride efficiency



Note: Horizontal distance axis grid lines are 200m furlongs.

Disclaimer.

HRNZ and NZMTC and Thoroughbred Ratings Pty Ltd accepts no responsibility for the completeness or accuracy of any of the information contained herein, and makes no representations about its suitability for any particular purpose. Users should make their own judgements about those matters and/or seek independent advice. You assume all risks associated with use of the data provided on this page.

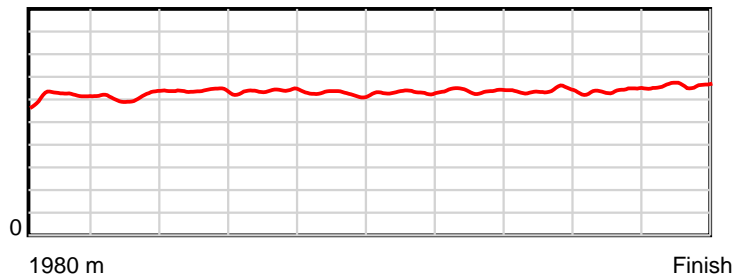


Race Results

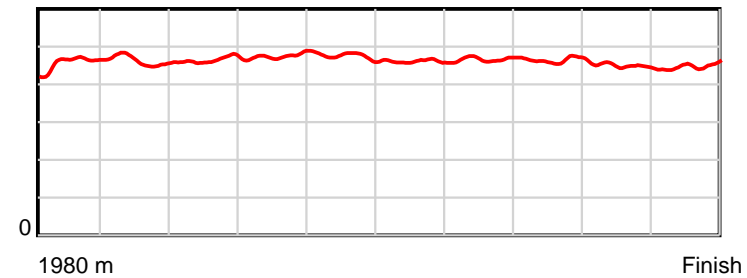
March 22, 2024, Race 9, , Distance 1980m, Addington - Survey 1980m

Result	TAB no.	Horse (Barrier)	1980 to	1800m to	1600m to	1400m to	1200m to	1000m to	800m to	600m to	400m to	200m to	Total or	Margin
10th	8	Gotta Elect Bi... (8)	1800m	1600m	1400m	1200m	1000m	800m	600m	400m	200m	WP	Average	
		Position in running (margin)	-	10(9.3)	9(13.2)	8(8.4)	8(7.8)	8(8.6)	8(7.9)	8(7.4)	7(6.9)	6(6.6)		6.20
		Sectional time (s)	13.44	15.47	14.51	14.87	15.10	14.77	14.62	14.89	14.10	13.72		
		Cumulative time (s)	145.49	132.05	116.58	102.07	87.20	72.10	57.33	42.71	27.82	13.72	2:25.49	
		Speed (m/s)	13.39	12.93	13.78	13.45	13.25	13.54	13.68	13.43	14.18	14.58	13.61	
		Stride length (m)	6.19	5.98	6.40	6.40	6.28	6.24	6.39	6.23	6.36	6.55	6.30	
		Stride duration (s)	0.460	0.463	0.465	0.475	0.474	0.461	0.467	0.464	0.448	0.449	0.463	
		Stride efficiency (%)	59.84	55.91	64.06	63.92	61.73	60.79	63.77	60.74	63.17	67.08	62.01	
		Stride count	29.09	33.44	31.24	31.27	31.82	32.07	31.31	32.08	31.46	30.53	314.31	

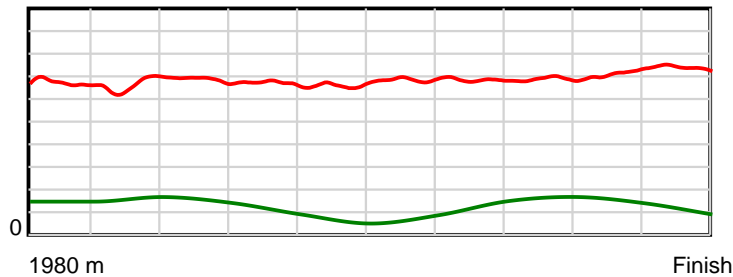
10 m Stride length



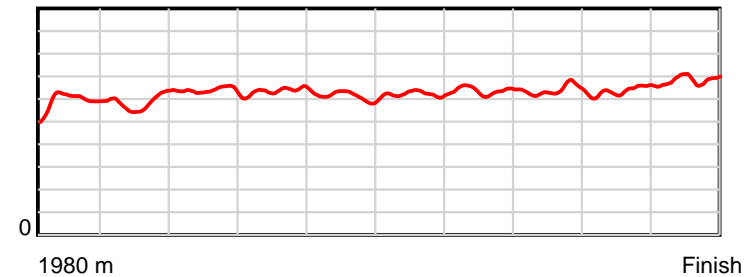
0.6 s Stride duration



20 m/sec Speed



100 % Stride efficiency



Note: Horizontal distance axis grid lines are 200m furlongs.

Disclaimer.

HRNZ and NZMTC and Thoroughbred Ratings Pty Ltd accepts no responsibility for the completeness or accuracy of any of the information contained herein, and makes no representations about its suitability for any particular purpose. Users should make their own judgements about those matters and/or seek independent advice. You assume all risks associated with use of the data provided on this page.

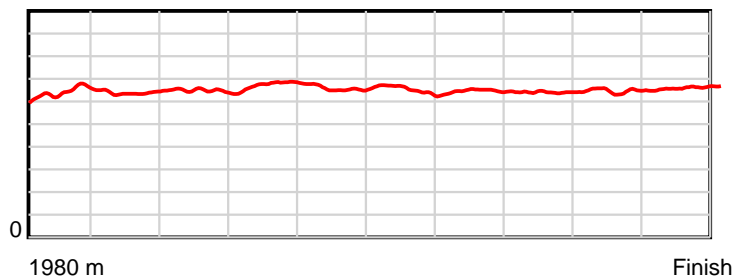


Race Results

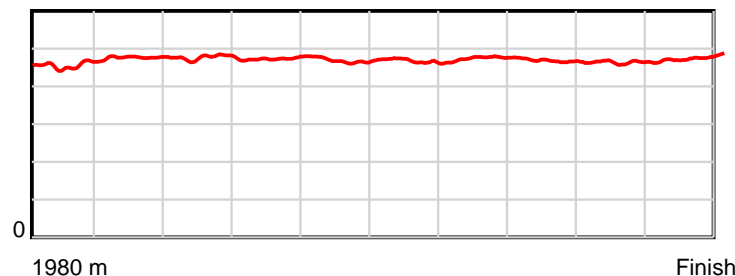
March 22, 2024, Race 9, , Distance 1980m, Addington - Survey 1980m

Result	TAB no.	Horse (Barrier)	1980 to	1800m to	1600m to	1400m to	1200m to	1000m to	800m to	600m to	400m to	200m to	Total or	Margin
11th	10	Dance With The... (10)	1800m	1600m	1400m	1200m	1000m	800m	600m	400m	200m	WP	Average	
		Position in running (margin)	-	9(8.3)	8(11.1)	9(9.9)	4(3.8)	2(1.4)	3(1.5)	2(1.0)	2(1.3)	4(4.1)		8.70
		Sectional time (s)	13.38	15.28	15.12	13.95	14.57	14.91	14.62	15.01	14.63	14.48		
		Cumulative time (s)	145.95	132.57	117.29	102.17	88.22	73.65	58.74	44.12	29.11	14.48	2:25.95	
		Speed (m/s)	13.45	13.09	13.23	14.34	13.73	13.41	13.68	13.32	13.67	13.81	13.57	
		Stride length (m)	6.45	6.23	6.30	6.79	6.43	6.26	6.51	6.22	6.34	6.59	6.41	
		Stride duration (s)	0.456	0.476	0.476	0.474	0.468	0.467	0.476	0.467	0.463	0.477	0.472	
		Stride efficiency (%)	64.98	60.69	62.04	72.11	64.59	61.29	66.14	60.49	62.73	67.78	64.14	
		Stride count	27.91	32.09	31.74	29.44	31.11	31.94	30.74	32.15	31.57	30.37	309.06	

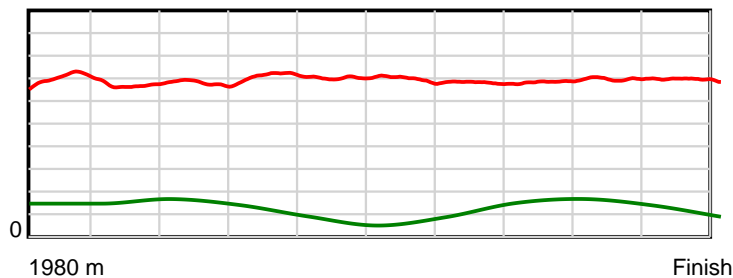
10 m Stride length



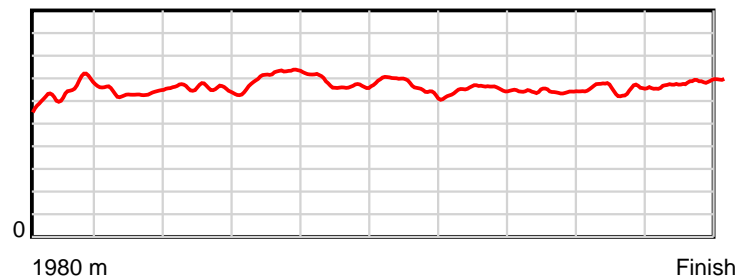
0.6 s Stride duration



20 m/sec Speed



100 % Stride efficiency



Note: Horizontal distance axis grid lines are 200m furlongs.

Disclaimer.

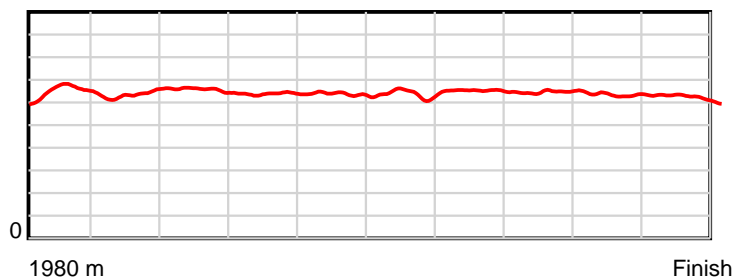
HRNZ and NZMTC and Thoroughbred Ratings Pty Ltd accepts no responsibility for the completeness or accuracy of any of the information contained herein, and makes no representations about its suitability for any particular purpose. Users should make their own judgements about those matters and/or seek independent advice. You assume all risks associated with use of the data provided on this page.

Race Results

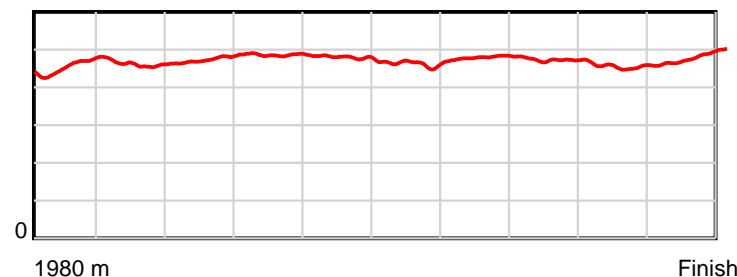
March 22, 2024, Race 9, , Distance 1980m, Addington - Survey 1980m

Result	TAB no.	Horse (Barrier)	1980 to	1800m to	1600m to	1400m to	1200m to	1000m to	800m to	600m to	400m to	200m to	Total or	Margin
12th	5	Major Hipster (5)	1800m	1600m	1400m	1200m	1000m	800m	600m	400m	200m	WP	Average	
		Position in running (margin)	-	4(3.7)	4(5.3)	3(2.2)	3(2.9)	4(3.5)	4(3.2)	4(3.2)	4(3.4)	7(6.6)		17.30
		Sectional time (s)	12.47	15.08	14.81	15.08	15.07	14.84	14.70	15.01	14.69	15.74		
		Cumulative time (s)	147.49	135.02	119.94	105.13	90.05	74.98	60.14	45.44	30.43	15.74	2:27.49	
		Speed (m/s)	14.44	13.26	13.50	13.26	13.27	13.48	13.61	13.32	13.61	12.71	13.42	
		Stride length (m)	6.55	6.14	6.40	6.45	6.35	6.24	6.53	6.29	6.19	6.14	6.32	
		Stride duration (s)	0.455	0.463	0.474	0.486	0.479	0.463	0.480	0.472	0.455	0.484	0.471	
		Stride efficiency (%)	67.07	58.86	64.08	64.94	63.03	60.94	66.64	61.87	59.90	58.96	62.48	
		Stride count	27.48	32.59	31.23	31.03	31.49	32.03	30.63	31.78	32.30	32.56	313.12	

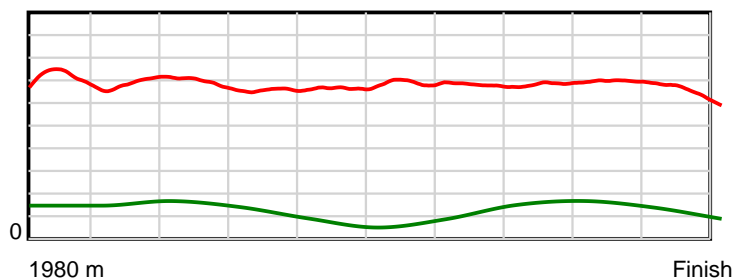
10 m Stride length



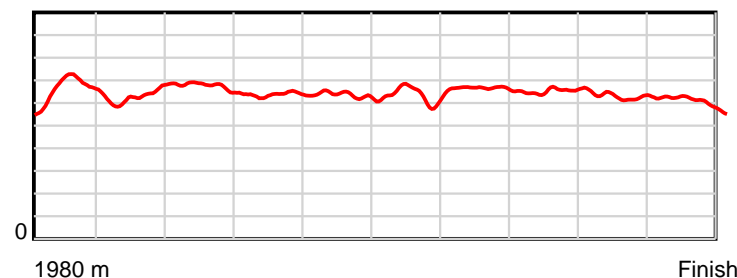
0.6 s Stride duration



20 m/sec Speed



100 % Stride efficiency



Note: Horizontal distance axis grid lines are 200m furlongs.

Disclaimer.

HRNZ and NZMTC and Thoroughbred Ratings Pty Ltd accepts no responsibility for the completeness or accuracy of any of the information contained herein, and makes no representations about its suitability for any particular purpose. Users should make their own judgements about those matters and/or seek independent advice. You assume all risks associated with use of the data provided on this page.