



## Race Results

NZ Metropolitan Trotting Club Inc, HRNZ, April 05, 2024

Compilation date: April 5, 2024, 6:08:01 PM (NZDT)

Copyright © 2024 HRNZ and NZMTC. All rights reserved.

### Trademarks.

StrideMASTER is a registered trademark of Thoroughbred Ratings Pty Ltd.

### Disclaimer.

HRNZ and NZMTC and Thoroughbred Ratings Pty Ltd accepts no responsibility for the completeness or accuracy of any of the information contained herein, and makes no representations about its suitability for any particular purpose. Users should make their own judgements about those matters and/or seek independent advice. You assume all risks associated with use of the data provided on this page.



# Race Results



April 05, 2024, Race 3, HECTORS GIN BY AKAROA CRAFT RACING REWARDS MOBILE PACE, Distance 2600m, Addington - Survey 3200m

Result	TAB no.	Horse (Barrier)	2600 to	2400m to
1st	5	Judgement Bay (5)	2400m	2200m
		Position in running (margin)	-	1(0.0)
		Sectional time (s)	13.32	15.94
		Cumulative time (s)	196.53	183.21
		Speed (m/s)	15.02	12.55
		Stride length (m)	6.21	5.69
		Stride duration (s)	0.413	0.454
		Stride efficiency (%)	60.20	50.62
		Stride count	32.22	35.14

## Disclaimer.

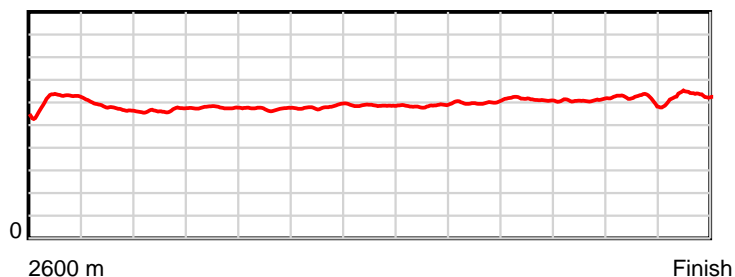
HRNZ and NZMTC and Thoroughbred Ratings Pty Ltd accepts no responsibility for the completeness or accuracy of any of the information contained herein, and makes no representations about its suitability for any particular purpose. Users should make their own judgements about those matters and/or seek independent advice. You assume all risks associated with use of the data provided on this page.

# Race Results

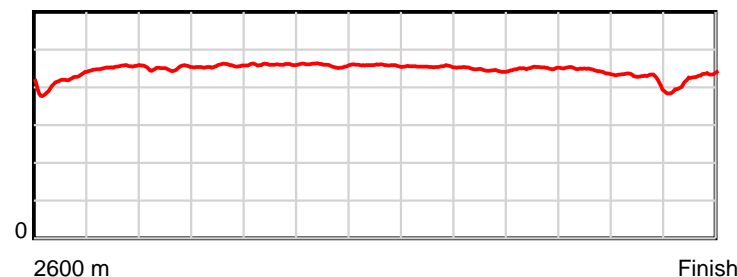
April 05, 2024, Race 3, HECTORS GIN BY AKAROA CRAFT RACING REWARDS MOBILE PACE, Distance 2600m, Addington - Survey 3200m

Result	TAB no.	Horse (Barrier)	2200m to	2000m to	1800m to	1600m to	1400m to	1200m to	1000m to	800m to	600m to	400m to	200m to	Total or	Margin
1st	5	Judgement Bay (5)	2000m	1800m	1600m	1400m	1200m	1000m	800m	600m	400m	200m	WP	Average	
		Position in running (margin)	1(0.0)	2(2.9)	2(2.1)	2(1.9)	2(0.9)	2(1.4)	3(1.8)	3(2.5)	3(2.0)	3(2.1)	3(0.7)		0.00
		Sectional time (s)	16.00	15.84	16.26	15.76	15.63	15.73	15.05	14.79	14.99	13.66	13.56		
		Cumulative time (s)	167.27	151.27	135.43	119.17	103.41	87.78	72.05	57.00	42.21	27.22	13.56	3:16.53	
		Speed (m/s)	12.50	12.63	12.30	12.69	12.80	12.71	13.29	13.52	13.34	14.64	14.75	13.23	
		Stride length (m)	5.64	5.76	5.67	5.82	5.86	5.79	5.94	6.09	5.93	6.16	6.23	5.90	
		Stride duration (s)	0.451	0.456	0.461	0.459	0.458	0.455	0.447	0.451	0.445	0.420	0.423	0.446	
		Stride efficiency (%)	49.68	51.90	50.16	52.91	53.75	52.31	55.11	58.02	54.96	59.25	60.67	54.40	
		Stride count	35.47	34.70	35.30	34.37	34.10	34.57	33.68	32.82	33.73	32.48	32.10	440.68	

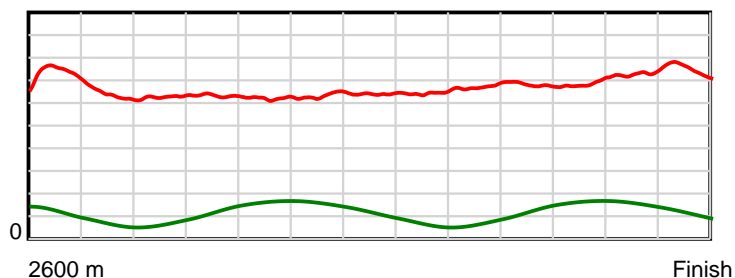
10 m Stride length



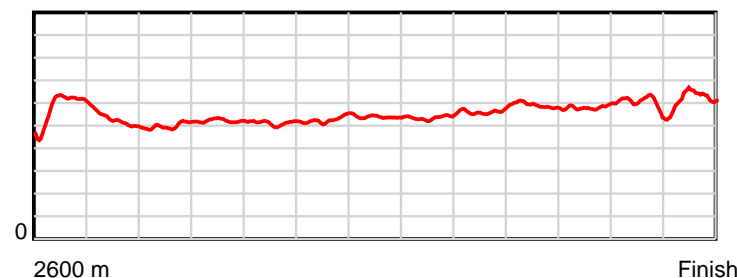
0.6 s Stride duration



20 m/sec Speed



100 % Stride efficiency



Note: Horizontal distance axis grid lines are 200m furlongs.

## Disclaimer.

HRNZ and NZMTC and Thoroughbred Ratings Pty Ltd accepts no responsibility for the completeness or accuracy of any of the information contained herein, and makes no representations about its suitability for any particular purpose. Users should make their own judgements about those matters and/or seek independent advice. You assume all risks associated with use of the data provided on this page.



# Race Results



April 05, 2024, Race 3, HECTORS GIN BY AKAROA CRAFT RACING REWARDS MOBILE PACE, Distance 2600m, Addington - Survey 3200m

Result	TAB no.	Horse (Barrier)	2600 to	2400m to
2nd	8	Jaccka Opa (8)	2400m	2200m
		Position in running (margin)	-	8(6.6)
		Sectional time (s)	14.52	15.14
		Cumulative time (s)	196.77	182.25
		Speed (m/s)	13.77	13.21
		Stride length (m)	6.43	6.09
		Stride duration (s)	0.460	0.461
		Stride efficiency (%)	64.71	57.89
		Stride count	31.08	32.86

## Disclaimer.

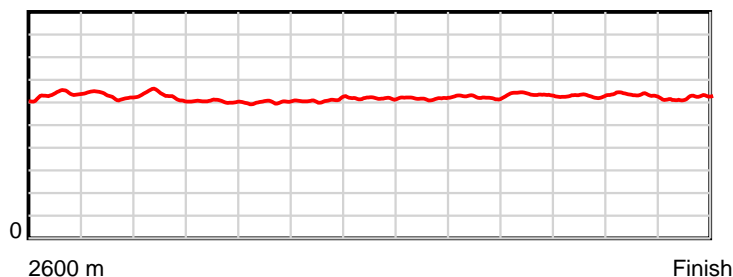
HRNZ and NZMTC and Thoroughbred Ratings Pty Ltd accepts no responsibility for the completeness or accuracy of any of the information contained herein, and makes no representations about its suitability for any particular purpose. Users should make their own judgements about those matters and/or seek independent advice. You assume all risks associated with use of the data provided on this page.

# Race Results

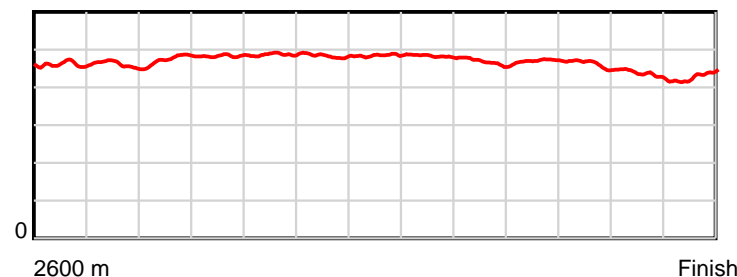
April 05, 2024, Race 3, HECTORS GIN BY AKAROA CRAFT RACING REWARDS MOBILE PACE, Distance 2600m, Addington - Survey 3200m

Result	TAB no.	Horse (Barrier)	2200m to	2000m to	1800m to	1600m to	1400m to	1200m to	1000m to	800m to	600m to	400m to	200m to	Total or	Margin
2nd	8	Jaccka Opa (8)	2000m	1800m	1600m	1400m	1200m	1000m	800m	600m	400m	200m	WP	Average	
		Position in running (margin)	3(1.7)	1(0.0)	1(0.0)	1(0.0)	1(0.0)	1(0.0)	1(0.0)	1(0.0)	1(0.0)	1(0.0)	1(0.0)		1.30
		Sectional time (s)	15.23	15.96	16.31	15.92	15.56	15.65	14.93	14.88	14.97	13.89	13.81		
		Cumulative time (s)	167.11	151.88	135.92	119.61	103.69	88.13	72.48	57.55	42.67	27.70	13.81	3:16.77	
		Speed (m/s)	13.13	12.53	12.26	12.56	12.85	12.78	13.40	13.44	13.36	14.40	14.48	13.21	
		Stride length (m)	6.25	6.05	5.97	6.07	6.24	6.17	6.25	6.32	6.16	6.26	6.23	6.19	
		Stride duration (s)	0.475	0.483	0.487	0.483	0.485	0.482	0.467	0.470	0.461	0.434	0.430	0.468	
		Stride efficiency (%)	60.95	57.27	55.69	57.58	60.75	59.39	61.07	62.48	59.27	61.17	60.56	59.84	
		Stride count	32.02	33.04	33.50	32.95	32.08	32.44	31.99	31.63	32.47	31.97	32.13	420.16	

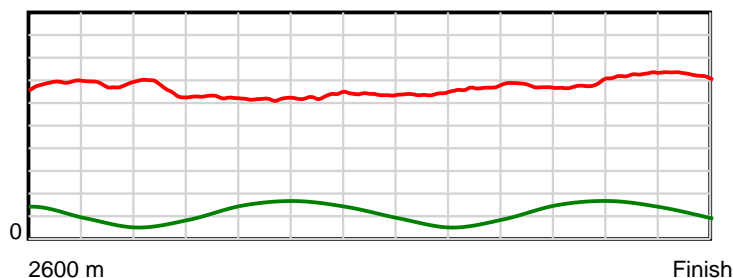
10 m Stride length



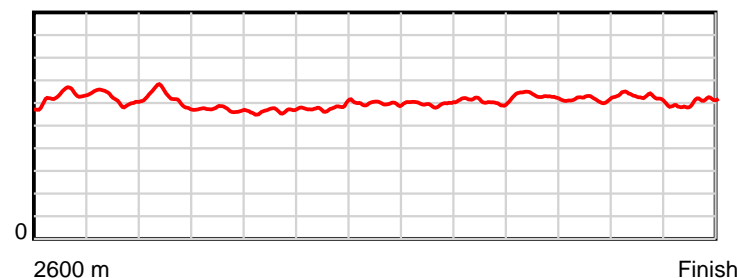
0.6 s Stride duration



20 m/sec Speed



100 % Stride efficiency



Note: Horizontal distance axis grid lines are 200m furlongs.

## Disclaimer.

HRNZ and NZMTC and Thoroughbred Ratings Pty Ltd accepts no responsibility for the completeness or accuracy of any of the information contained herein, and makes no representations about its suitability for any particular purpose. Users should make their own judgements about those matters and/or seek independent advice. You assume all risks associated with use of the data provided on this page.



# Race Results



April 05, 2024, Race 3, HECTORS GIN BY AKAROA CRAFT RACING REWARDS MOBILE PACE, Distance 2600m, Addington - Survey 3200m

Result	TAB no.	Horse (Barrier)	2600 to	2400m to
3rd	2	<b>Eddie Osei (2)</b>	<b>2400m</b>	<b>2200m</b>
		Position in running (margin)	-	4(3.5)
		Sectional time (s)	13.87	16.53
		Cumulative time (s)	197.07	183.20
		Speed (m/s)	14.42	12.10
		Stride length (m)	6.22	5.25
		Stride duration (s)	0.432	0.434
		Stride efficiency (%)	60.38	43.13
		Stride count	32.18	38.07

#### Disclaimer.

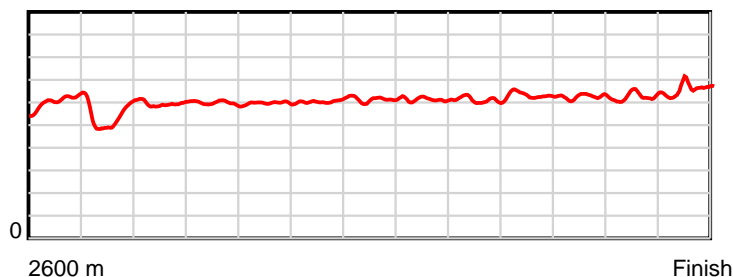
HRNZ and NZMTC and Thoroughbred Ratings Pty Ltd accepts no responsibility for the completeness or accuracy of any of the information contained herein, and makes no representations about its suitability for any particular purpose. Users should make their own judgements about those matters and/or seek independent advice. You assume all risks associated with use of the data provided on this page.

# Race Results

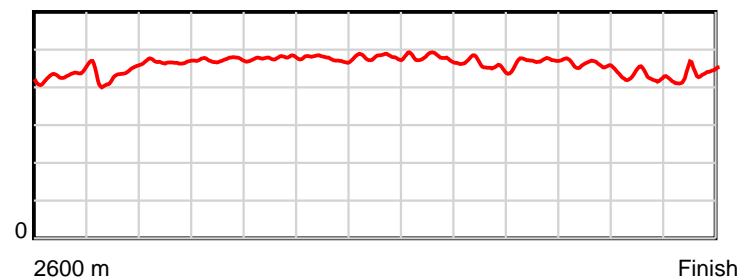
April 05, 2024, Race 3, HECTORS GIN BY AKAROA CRAFT RACING REWARDS MOBILE PACE, Distance 2600m, Addington - Survey 3200m

Result	TAB no.	Horse (Barrier)	2200m to	2000m to	1800m to	1600m to	1400m to	1200m to	1000m to	800m to	600m to	400m to	200m to	Total or	Margin
3rd	2	<b>Eddie Osei (2)</b>	<b>2000m</b>	<b>1800m</b>	<b>1600m</b>	<b>1400m</b>	<b>1200m</b>	<b>1000m</b>	<b>800m</b>	<b>600m</b>	<b>400m</b>	<b>200m</b>	<b>WP</b>	<b>Average</b>	
		Position in running (margin)	7(7.0)	7(8.4)	7(7.5)	7(8.3)	7(7.4)	10(7.6)	9(7.8)	9(8.4)	9(7.6)	11(8.4)	7(6.2)		3.00
		Sectional time (s)	15.76	15.81	16.44	15.76	15.60	15.68	15.04	14.75	15.09	13.53	13.21		
		Cumulative time (s)	166.67	150.91	135.10	118.66	102.90	87.30	71.62	56.58	41.83	26.74	13.21	3:17.07	
		Speed (m/s)	12.69	12.65	12.17	12.69	12.82	12.76	13.30	13.56	13.25	14.78	15.14	13.19	
		Stride length (m)	5.94	5.98	5.81	6.05	6.17	6.10	6.09	6.40	6.08	6.33	6.60	6.06	
		Stride duration (s)	0.468	0.473	0.478	0.477	0.481	0.478	0.458	0.472	0.459	0.428	0.436	0.459	
		Stride efficiency (%)	55.08	55.92	52.74	57.21	59.50	58.14	57.97	64.07	57.69	62.59	68.08	57.41	
		Stride count	33.69	33.43	34.43	33.06	32.41	32.79	32.84	31.23	32.92	31.60	30.30	428.95	

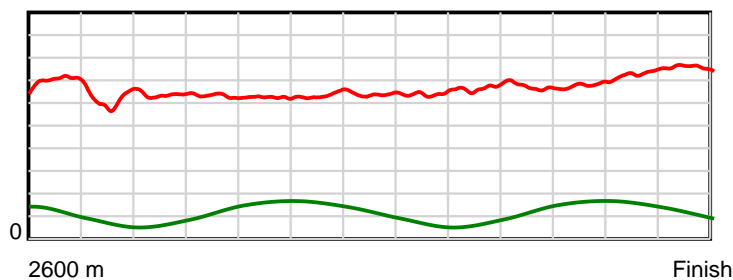
10 m Stride length



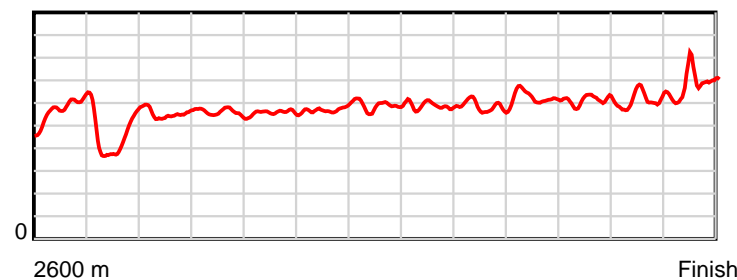
0.6 s Stride duration



20 m/sec Speed



100 % Stride efficiency



Note: Horizontal distance axis grid lines are 200m furlongs.

## Disclaimer.

HRNZ and NZMTC and Thoroughbred Ratings Pty Ltd accepts no responsibility for the completeness or accuracy of any of the information contained herein, and makes no representations about its suitability for any particular purpose. Users should make their own judgements about those matters and/or seek independent advice. You assume all risks associated with use of the data provided on this page.



# Race Results



April 05, 2024, Race 3, HECTORS GIN BY AKAROA CRAFT RACING REWARDS MOBILE PACE, Distance 2600m, Addington - Survey 3200m

Result	TAB no.	Horse (Barrier)	2600 to	2400m to
4th	9	<b>Style Council (9)</b>	<b>2400m</b>	<b>2200m</b>
		Position in running (margin)	-	13(11.4)
		Sectional time (s)	15.45	16.34
		Cumulative time (s)	197.12	181.67
		Speed (m/s)	12.95	12.24
		Stride length (m)	6.06	5.65
		Stride duration (s)	0.453	0.462
		Stride efficiency (%)	57.37	49.93
		Stride count	33.01	35.38

#### Disclaimer.

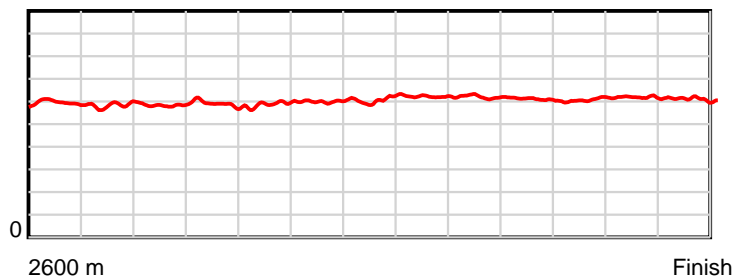
HRNZ and NZMTC and Thoroughbred Ratings Pty Ltd accepts no responsibility for the completeness or accuracy of any of the information contained herein, and makes no representations about its suitability for any particular purpose. Users should make their own judgements about those matters and/or seek independent advice. You assume all risks associated with use of the data provided on this page.

# Race Results

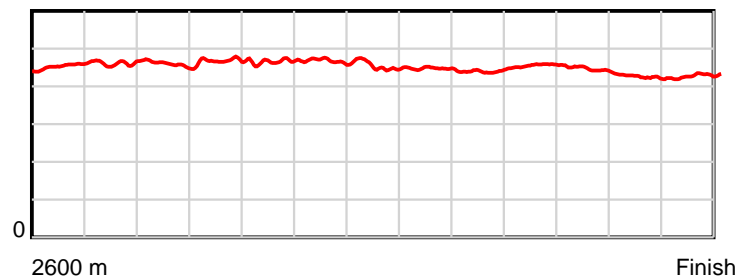
April 05, 2024, Race 3, HECTORS GIN BY AKAROA CRAFT RACING REWARDS MOBILE PACE, Distance 2600m, Addington - Survey 3200m

Result	TAB no.	Horse (Barrier)	2200m to	2000m to	1800m to	1600m to	1400m to	1200m to	1000m to	800m to	600m to	400m to	200m to	Total or	Margin
4th	9	<b>Style Council (9)</b>	<b>2000m</b>	<b>1800m</b>	<b>1600m</b>	<b>1400m</b>	<b>1200m</b>	<b>1000m</b>	<b>800m</b>	<b>600m</b>	<b>400m</b>	<b>200m</b>	<b>WP</b>	<b>Average</b>	
		Position in running (margin)	12(13.7)	12(16.1)	13(15.6)	13(12.8)	12(11.5)	9(7.5)	4(2.9)	2(1.0)	2(1.7)	2(0.1)	2(0.2)		3.30
		Sectional time (s)	15.91	15.87	15.85	15.69	14.89	14.88	14.63	14.98	14.71	13.91	14.01		
		Cumulative time (s)	165.33	149.42	133.55	117.70	102.01	87.12	72.24	57.61	42.63	27.92	14.01	3:17.12	
		Speed (m/s)	12.57	12.60	12.62	12.75	13.43	13.44	13.67	13.35	13.60	14.38	14.28	13.19	
		Stride length (m)	5.77	5.91	5.88	5.95	6.10	6.00	6.03	6.09	6.03	6.10	6.12	5.97	
		Stride duration (s)	0.459	0.469	0.466	0.467	0.454	0.446	0.441	0.456	0.444	0.424	0.428	0.453	
		Stride efficiency (%)	52.06	54.50	54.06	55.35	58.21	56.24	56.85	57.88	56.87	58.10	58.49	55.75	
		Stride count	34.65	33.87	34.00	33.61	32.77	33.34	33.16	32.86	33.15	32.80	32.69	435.29	

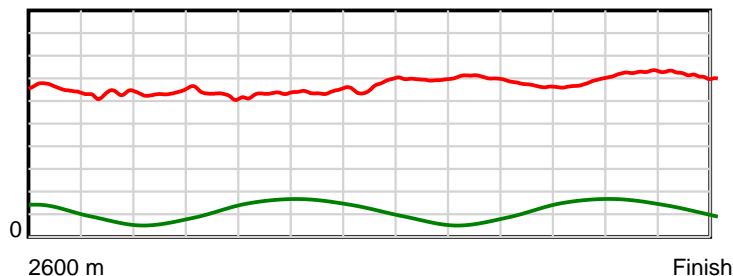
10 m Stride length



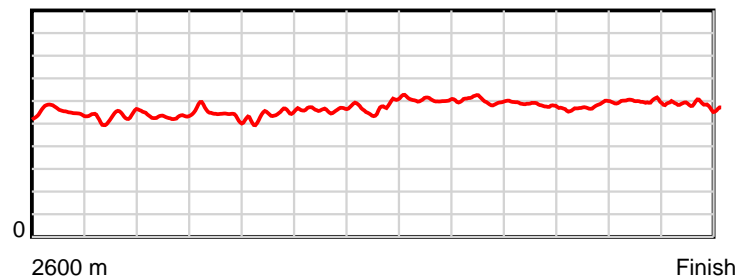
0.6 s Stride duration



20 m/sec Speed



100 % Stride efficiency



Note: Horizontal distance axis grid lines are 200m furlongs.

**Disclaimer.**

HRNZ and NZMTC and Thoroughbred Ratings Pty Ltd accepts no responsibility for the completeness or accuracy of any of the information contained herein, and makes no representations about its suitability for any particular purpose. Users should make their own judgements about those matters and/or seek independent advice. You assume all risks associated with use of the data provided on this page.



# Race Results



April 05, 2024, Race 3, HECTORS GIN BY AKAROA CRAFT RACING REWARDS MOBILE PACE, Distance 2600m, Addington - Survey 3200m

Result	TAB no.	Horse (Barrier)	2600 to	2400m to
5th	1	Kawatiri Creek (1)	2400m	2200m
		Position in running (margin)	-	3(2.2)
		Sectional time (s)	13.92	15.76
		Cumulative time (s)	197.14	183.22
		Speed (m/s)	14.37	12.69
		Stride length (m)	5.87	5.57
		Stride duration (s)	0.401	0.439
		Stride efficiency (%)	53.88	48.42
		Stride count	34.06	35.93

## Disclaimer.

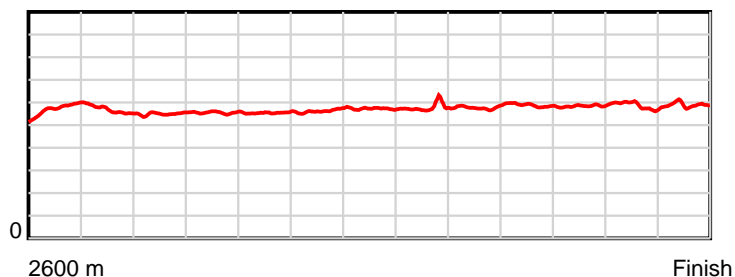
HRNZ and NZMTC and Thoroughbred Ratings Pty Ltd accepts no responsibility for the completeness or accuracy of any of the information contained herein, and makes no representations about its suitability for any particular purpose. Users should make their own judgements about those matters and/or seek independent advice. You assume all risks associated with use of the data provided on this page.

# Race Results

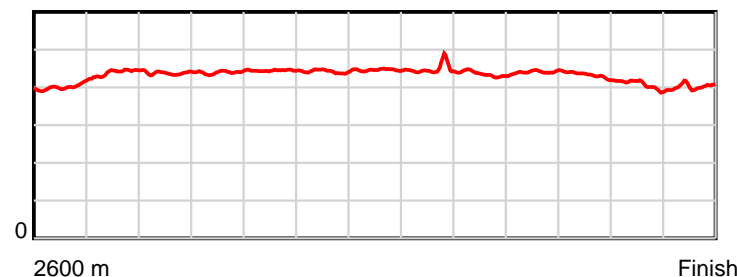
April 05, 2024, Race 3, HECTORS GIN BY AKAROA CRAFT RACING REWARDS MOBILE PACE, Distance 2600m, Addington - Survey 3200m

Result	TAB no.	Horse (Barrier)	2200m to	2000m to	1800m to	1600m to	1400m to	1200m to	1000m to	800m to	600m to	400m to	200m to	Total or	Margin
5th	1	<b>Kawatiri Creek (1)</b>	<b>2000m</b>	<b>1800m</b>	<b>1600m</b>	<b>1400m</b>	<b>1200m</b>	<b>1000m</b>	<b>800m</b>	<b>600m</b>	<b>400m</b>	<b>200m</b>	<b>WP</b>	<b>Average</b>	
		Position in running (margin)	2(1.1)	3(4.3)	3(4.3)	3(3.1)	4(2.6)	4(2.9)	5(3.5)	5(4.2)	5(4.7)	5(3.2)	4(2.7)		3.40
		Sectional time (s)	16.05	15.97	16.10	15.84	15.61	15.75	15.04	14.97	14.71	13.81	13.61		
		Cumulative time (s)	167.46	151.41	135.44	119.34	103.50	87.89	72.14	57.10	42.13	27.42	13.61	3:17.14	
		Speed (m/s)	12.46	12.52	12.42	12.63	12.81	12.70	13.30	13.36	13.60	14.48	14.70	13.19	
		Stride length (m)	5.46	5.51	5.52	5.58	5.71	5.66	5.78	5.89	5.87	5.88	5.92	5.71	
		Stride duration (s)	0.438	0.440	0.444	0.442	0.446	0.446	0.435	0.441	0.432	0.406	0.403	0.433	
		Stride efficiency (%)	46.53	47.46	47.63	48.64	51.02	50.07	52.30	54.25	53.85	54.02	54.71	50.86	
		Stride count	36.65	36.29	36.23	35.85	35.00	35.33	34.57	33.94	34.07	34.02	33.80	455.74	

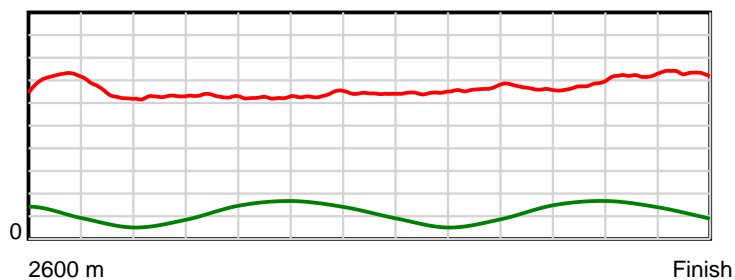
10 m Stride length



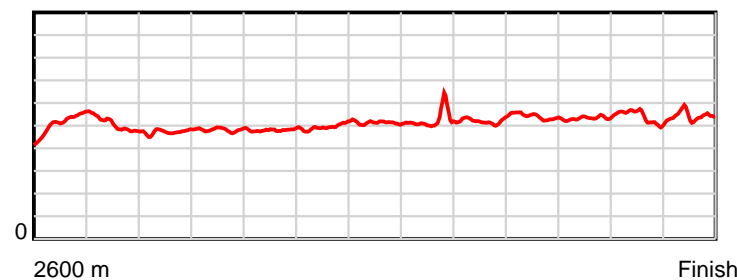
0.6 s Stride duration



20 m/sec Speed



100 % Stride efficiency



Note: Horizontal distance axis grid lines are 200m furlongs.

**Disclaimer.**

HRNZ and NZMTC and Thoroughbred Ratings Pty Ltd accepts no responsibility for the completeness or accuracy of any of the information contained herein, and makes no representations about its suitability for any particular purpose. Users should make their own judgements about those matters and/or seek independent advice. You assume all risks associated with use of the data provided on this page.



# Race Results



April 05, 2024, Race 3, HECTORS GIN BY AKAROA CRAFT RACING REWARDS MOBILE PACE, Distance 2600m, Addington - Survey 3200m

Result	TAB no.	Horse (Barrier)	2600 to	2400m to
6th	10	Major Happy (10)	2400m	2200m
		Position in running (margin)	-	6(4.6)
		Sectional time (s)	14.28	15.67
		Cumulative time (s)	197.15	182.87
		Speed (m/s)	14.01	12.76
		Stride length (m)	6.62	6.35
		Stride duration (s)	0.453	0.497
		Stride efficiency (%)	68.48	63.01
		Stride count	30.21	31.50

## Disclaimer.

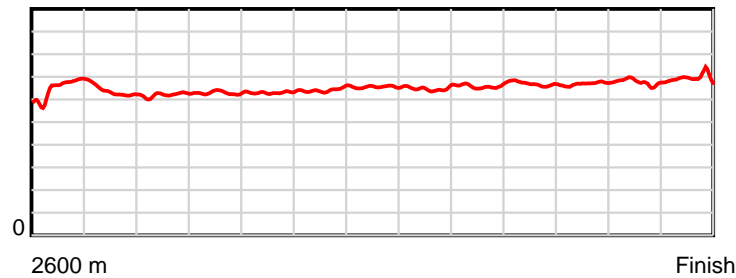
HRNZ and NZMTC and Thoroughbred Ratings Pty Ltd accepts no responsibility for the completeness or accuracy of any of the information contained herein, and makes no representations about its suitability for any particular purpose. Users should make their own judgements about those matters and/or seek independent advice. You assume all risks associated with use of the data provided on this page.

# Race Results

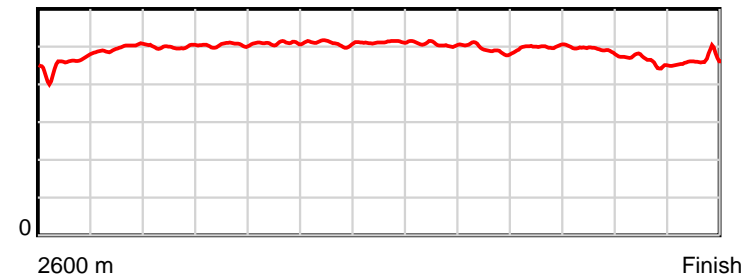
April 05, 2024, Race 3, HECTORS GIN BY AKAROA CRAFT RACING REWARDS MOBILE PACE, Distance 2600m, Addington - Survey 3200m

Result	TAB no.	Horse (Barrier)	2200m to	2000m to	1800m to	1600m to	1400m to	1200m to	1000m to	800m to	600m to	400m to	200m to	Total or	Margin
6th	10	Major Happy (10)	2000m	1800m	1600m	1400m	1200m	1000m	800m	600m	400m	200m	WP	Average	
		Position in running (margin)	4(2.9)	5(6.1)	5(6.2)	5(5.1)	6(4.3)	7(5.2)	8(5.1)	7(5.8)	7(6.2)	7(5.1)	6(4.6)		3.40
		Sectional time (s)	16.05	15.98	16.12	15.78	15.70	15.63	15.05	14.95	14.77	13.80	13.37		
		Cumulative time (s)	167.20	151.15	135.17	119.05	103.27	87.57	71.94	56.89	41.94	27.17	13.37	3:17.15	
		Speed (m/s)	12.46	12.52	12.41	12.67	12.74	12.80	13.29	13.38	13.54	14.49	14.96	13.19	
		Stride length (m)	6.22	6.31	6.32	6.45	6.52	6.49	6.54	6.68	6.66	6.70	6.92	6.52	
		Stride duration (s)	0.499	0.505	0.509	0.509	0.512	0.507	0.493	0.500	0.492	0.462	0.463	0.494	
		Stride efficiency (%)	60.41	62.28	62.37	65.07	66.38	65.79	66.93	69.79	69.21	70.14	74.89	66.35	
		Stride count	32.17	31.68	31.66	30.99	30.69	30.82	30.56	29.93	30.05	29.85	28.89	399.00	

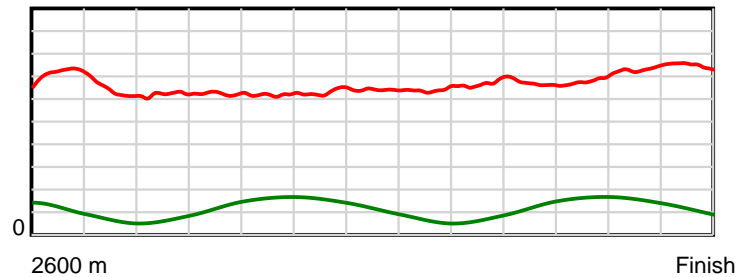
10 m Stride length



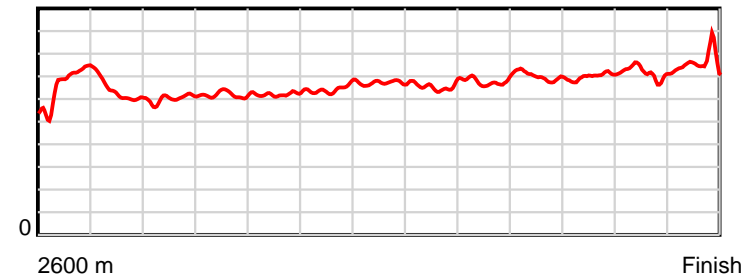
0.6 s Stride duration



20 m/sec Speed



100 % Stride efficiency



Note: Horizontal distance axis grid lines are 200m furlongs.

## Disclaimer.

HRNZ and NZMTC and Thoroughbred Ratings Pty Ltd accepts no responsibility for the completeness or accuracy of any of the information contained herein, and makes no representations about its suitability for any particular purpose. Users should make their own judgements about those matters and/or seek independent advice. You assume all risks associated with use of the data provided on this page.



# Race Results



April 05, 2024, Race 3, HECTORS GIN BY AKAROA CRAFT RACING REWARDS MOBILE PACE, Distance 2600m, Addington - Survey 3200m

Result	TAB no.	Horse (Barrier)	2600 to	2400m to
7th	7	Midfrew Lucre (7)	2400m	2200m
		Position in running (margin)	-	5(4.3)
		Sectional time (s)	13.99	16.16
		Cumulative time (s)	197.90	183.91
		Speed (m/s)	14.30	12.38
		Stride length (m)	6.52	5.99
		Stride duration (s)	0.457	0.484
		Stride efficiency (%)	66.36	56.12
		Stride count	30.69	33.37

## Disclaimer.

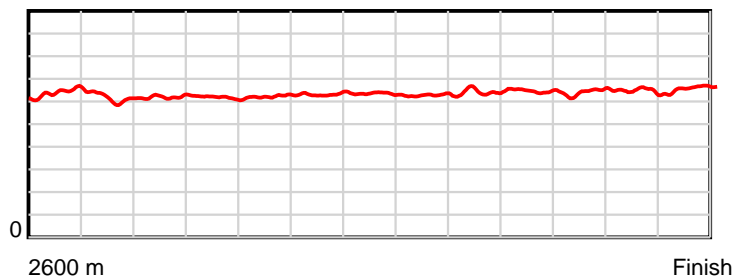
HRNZ and NZMTC and Thoroughbred Ratings Pty Ltd accepts no responsibility for the completeness or accuracy of any of the information contained herein, and makes no representations about its suitability for any particular purpose. Users should make their own judgements about those matters and/or seek independent advice. You assume all risks associated with use of the data provided on this page.

# Race Results

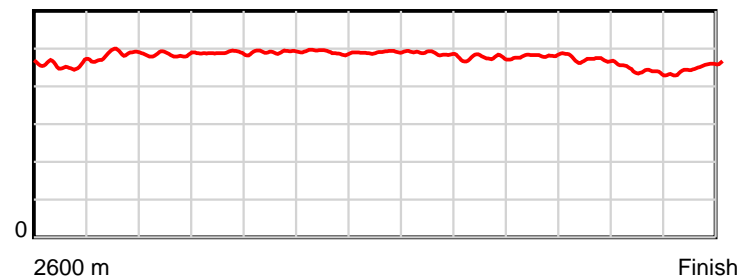
April 05, 2024, Race 3, HECTORS GIN BY AKAROA CRAFT RACING REWARDS MOBILE PACE, Distance 2600m, Addington - Survey 3200m

Result	TAB no.	Horse (Barrier)	2200m to	2000m to	1800m to	1600m to	1400m to	1200m to	1000m to	800m to	600m to	400m to	200m to	Total or	Margin
7th	7	Midfrew Lucre (7)	2000m	1800m	1600m	1400m	1200m	1000m	800m	600m	400m	200m	WP	Average	
		Position in running (margin)	6(5.6)	6(7.7)	6(6.8)	6(5.3)	5(4.0)	5(3.9)	7(4.9)	8(6.4)	8(6.9)	8(6.5)	8(7.1)		7.60
		Sectional time (s)	15.86	15.82	16.05	15.71	15.53	15.83	15.19	14.95	14.91	13.98	13.92		
		Cumulative time (s)	167.75	151.89	136.07	120.02	104.31	88.78	72.95	57.76	42.81	27.90	13.92	3:17.90	
		Speed (m/s)	12.61	12.64	12.46	12.73	12.88	12.63	13.17	13.38	13.41	14.31	14.37	13.14	
		Stride length (m)	6.10	6.17	6.13	6.25	6.32	6.14	6.27	6.44	6.29	6.28	6.51	6.26	
		Stride duration (s)	0.484	0.488	0.492	0.491	0.491	0.486	0.476	0.482	0.469	0.439	0.453	0.476	
		Stride efficiency (%)	58.21	59.48	58.65	61.04	62.44	58.98	61.35	64.85	61.77	61.56	66.31	61.21	
		Stride count	32.77	32.42	32.65	32.00	31.64	32.55	31.92	31.05	31.81	31.86	30.70	415.43	

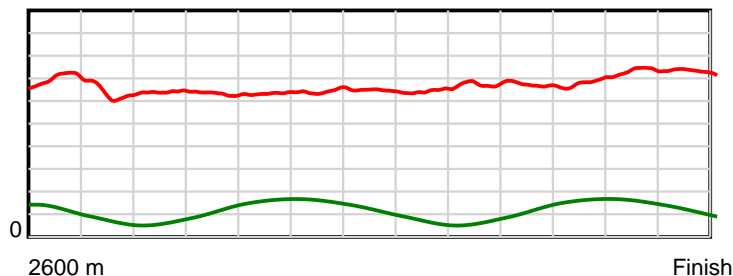
10 m Stride length



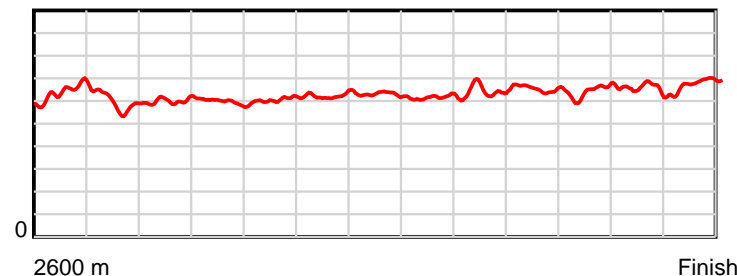
0.6 s Stride duration



20 m/sec Speed



100 % Stride efficiency



Note: Horizontal distance axis grid lines are 200m furlongs.

**Disclaimer.**

HRNZ and NZMTC and Thoroughbred Ratings Pty Ltd accepts no responsibility for the completeness or accuracy of any of the information contained herein, and makes no representations about its suitability for any particular purpose. Users should make their own judgements about those matters and/or seek independent advice. You assume all risks associated with use of the data provided on this page.



# Race Results



April 05, 2024, Race 3, HECTORS GIN BY AKAROA CRAFT RACING REWARDS MOBILE PACE, Distance 2600m, Addington - Survey 3200m

Result	TAB no.	Horse (Barrier)	2600 to	2400m to
8th	12	Arden's Pursui... (12)	2400m	2200m
		Position in running (margin)	-	9(6.9)
		Sectional time (s)	14.49	16.71
		Cumulative time (s)	197.93	183.44
		Speed (m/s)	13.80	11.97
		Stride length (m)	6.25	5.58
		Stride duration (s)	0.441	0.466
		Stride efficiency (%)	61.04	48.69
		Stride count	32.00	35.83

## Disclaimer.

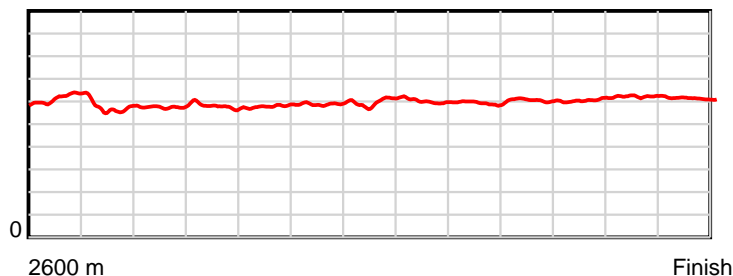
HRNZ and NZMTC and Thoroughbred Ratings Pty Ltd accepts no responsibility for the completeness or accuracy of any of the information contained herein, and makes no representations about its suitability for any particular purpose. Users should make their own judgements about those matters and/or seek independent advice. You assume all risks associated with use of the data provided on this page.

# Race Results

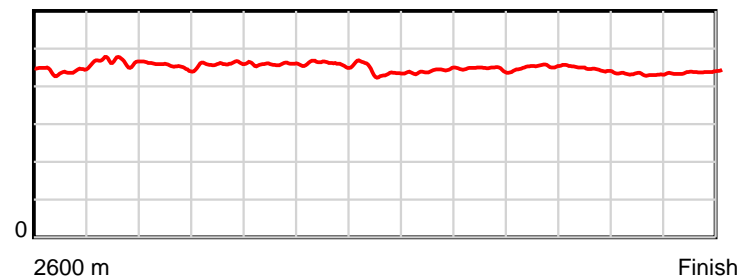
April 05, 2024, Race 3, HECTORS GIN BY AKAROA CRAFT RACING REWARDS MOBILE PACE, Distance 2600m, Addington - Survey 3200m

Result	TAB no.	Horse (Barrier)	2200m to	2000m to	1800m to	1600m to	1400m to	1200m to	1000m to	800m to	600m to	400m to	200m to	Total or	Margin
8th	12	Arden's Pursui... (12)	2000m	1800m	1600m	1400m	1200m	1000m	800m	600m	400m	200m	WP	Average	
		Position in running (margin)	10(11.5)	10(14.2)	11(13.2)	11(10.9)	10(9.6)	6(4.4)	2(1.4)	4(3.2)	4(3.5)	4(2.1)	5(3.5)		7.80
		Sectional time (s)	15.96	15.80	15.93	15.70	14.68	15.16	15.23	14.92	14.75	14.12	14.48		
		Cumulative time (s)	166.73	150.77	134.97	119.04	103.34	88.66	73.50	58.27	43.35	28.60	14.48	3:17.93	
		Speed (m/s)	12.53	12.66	12.55	12.74	13.62	13.19	13.13	13.40	13.56	14.16	13.81	13.14	
		Stride length (m)	5.68	5.83	5.76	5.86	6.00	5.83	5.86	6.07	6.02	6.12	6.06	5.91	
		Stride duration (s)	0.454	0.460	0.459	0.460	0.441	0.442	0.446	0.453	0.444	0.432	0.439	0.450	
		Stride efficiency (%)	50.49	53.07	51.80	53.67	56.33	53.12	53.62	57.62	56.58	58.50	57.44	54.61	
		Stride count	35.19	34.32	34.74	34.13	33.31	34.30	34.14	32.94	33.24	32.69	32.99	439.82	

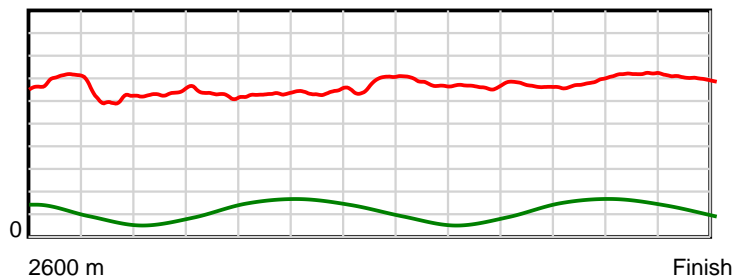
10 m Stride length



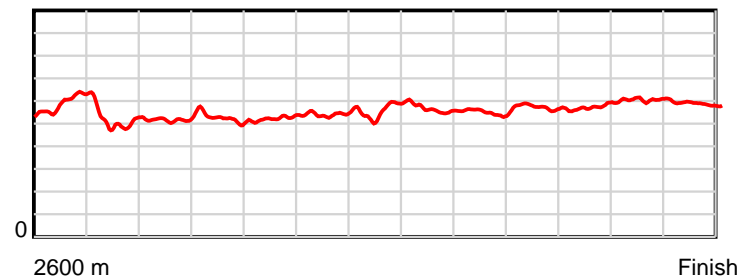
0.6 s Stride duration



20 m/sec Speed



100 % Stride efficiency



Note: Horizontal distance axis grid lines are 200m furlongs.

**Disclaimer.**

HRNZ and NZMTC and Thoroughbred Ratings Pty Ltd accepts no responsibility for the completeness or accuracy of any of the information contained herein, and makes no representations about its suitability for any particular purpose. Users should make their own judgements about those matters and/or seek independent advice. You assume all risks associated with use of the data provided on this page.



# Race Results



April 05, 2024, Race 3, HECTORS GIN BY AKAROA CRAFT RACING REWARDS MOBILE PACE, Distance 2600m, Addington - Survey 3200m

Result	TAB no.	Horse (Barrier)	2600 to	2400m to
9th	3	Star Magic (3)	2400m	2200m
		Position in running (margin)	-	11(8.7)
		Sectional time (s)	14.79	16.00
		Cumulative time (s)	197.98	183.19
		Speed (m/s)	13.52	12.50
		Stride length (m)	6.40	6.07
		Stride duration (s)	0.471	0.486
		Stride efficiency (%)	64.00	57.67
		Stride count	31.25	32.92

#### Disclaimer.

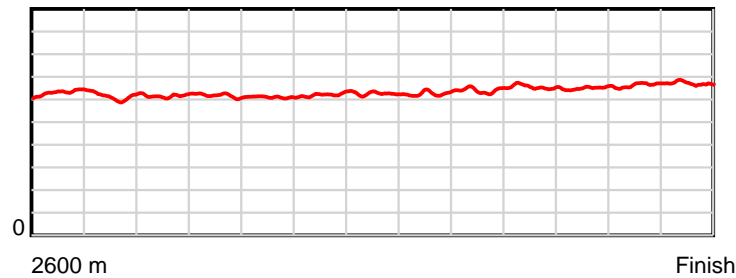
HRNZ and NZMTC and Thoroughbred Ratings Pty Ltd accepts no responsibility for the completeness or accuracy of any of the information contained herein, and makes no representations about its suitability for any particular purpose. Users should make their own judgements about those matters and/or seek independent advice. You assume all risks associated with use of the data provided on this page.

# Race Results

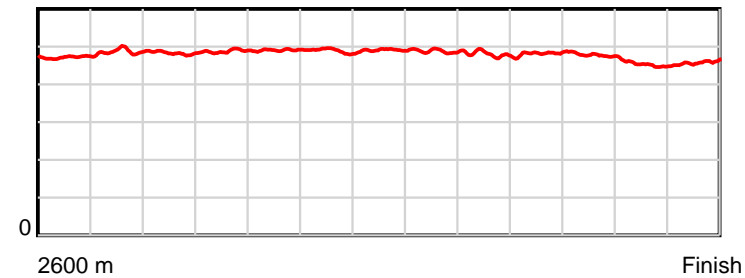
April 05, 2024, Race 3, HECTORS GIN BY AKAROA CRAFT RACING REWARDS MOBILE PACE, Distance 2600m, Addington - Survey 3200m

Result	TAB no.	Horse (Barrier)	2200m to	2000m to	1800m to	1600m to	1400m to	1200m to	1000m to	800m to	600m to	400m to	200m to	Total or	Margin
9th	3	Star Magic (3)	2000m	1800m	1600m	1400m	1200m	1000m	800m	600m	400m	200m	WP	Average	
		Position in running (margin)	8(9.1)	8(11.2)	8(10.5)	9(9.2)	9(8.0)	11(8.8)	11(8.9)	11(10.3)	11(10.2)	10(8.3)	10(7.5)		8.00
		Sectional time (s)	15.87	15.85	16.09	15.72	15.69	15.67	15.17	14.86	14.66	13.75	13.86		
		Cumulative time (s)	167.19	151.32	135.47	119.38	103.66	87.97	72.30	57.13	42.27	27.61	13.86	3:17.98	
		Speed (m/s)	12.60	12.62	12.43	12.72	12.75	12.76	13.18	13.46	13.64	14.55	14.43	13.13	
		Stride length (m)	6.09	6.16	6.09	6.22	6.26	6.23	6.31	6.49	6.51	6.58	6.61	6.30	
		Stride duration (s)	0.483	0.488	0.490	0.489	0.491	0.488	0.479	0.482	0.478	0.452	0.458	0.480	
		Stride efficiency (%)	57.91	59.25	58.05	60.42	61.14	60.61	62.31	65.74	66.29	67.56	68.31	62.10	
		Stride count	32.85	32.48	32.81	32.16	31.97	32.11	31.67	30.84	30.71	30.42	30.25	412.44	

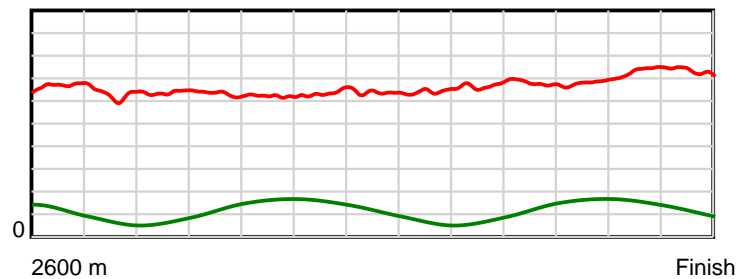
10 m Stride length



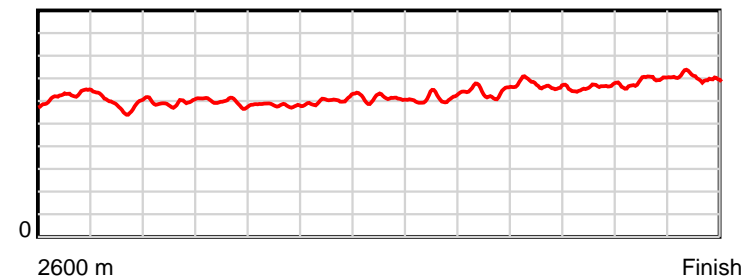
0.6 s Stride duration



20 m/sec Speed



100 % Stride efficiency



Note: Horizontal distance axis grid lines are 200m furlongs.

## Disclaimer.

HRNZ and NZMTC and Thoroughbred Ratings Pty Ltd accepts no responsibility for the completeness or accuracy of any of the information contained herein, and makes no representations about its suitability for any particular purpose. Users should make their own judgements about those matters and/or seek independent advice. You assume all risks associated with use of the data provided on this page.



# Race Results



April 05, 2024, Race 3, HECTORS GIN BY AKAROA CRAFT RACING REWARDS MOBILE PACE, Distance 2600m, Addington - Survey 3200m

Result	TAB no.	Horse (Barrier)	2600 to	2400m to
10th	11	Scarlett's Leg... (11)	2400m	2200m
		Position in running (margin)	-	7(5.6)
		Sectional time (s)	14.52	16.55
		Cumulative time (s)	198.46	183.94
		Speed (m/s)	13.77	12.08
		Stride length (m)	6.76	6.00
		Stride duration (s)	0.469	0.496
		Stride efficiency (%)	71.40	56.25
		Stride count	29.59	33.34

## Disclaimer.

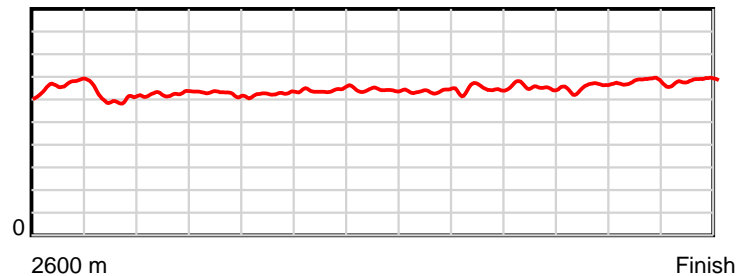
HRNZ and NZMTC and Thoroughbred Ratings Pty Ltd accepts no responsibility for the completeness or accuracy of any of the information contained herein, and makes no representations about its suitability for any particular purpose. Users should make their own judgements about those matters and/or seek independent advice. You assume all risks associated with use of the data provided on this page.

# Race Results

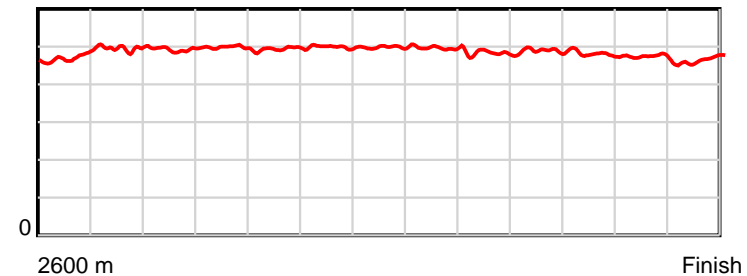
April 05, 2024, Race 3, HECTORS GIN BY AKAROA CRAFT RACING REWARDS MOBILE PACE, Distance 2600m, Addington - Survey 3200m

Result	TAB no.	Horse (Barrier)	2200m to	2000m to	1800m to	1600m to	1400m to	1200m to	1000m to	800m to	600m to	400m to	200m to	Total or	Margin
10th	11	Scarlett's Leg... (11)	2000m	1800m	1600m	1400m	1200m	1000m	800m	600m	400m	200m	WP	Average	
		Position in running (margin)	9(9.3)	9(11.6)	9(10.9)	8(8.7)	8(7.8)	8(7.1)	10(8.8)	10(9.9)	12(10.8)	13(9.7)	11(11.0)		10.70
		Sectional time (s)	15.91	15.84	15.95	15.76	15.44	15.94	15.11	15.02	14.80	14.10	13.52		
		Cumulative time (s)	167.39	151.48	135.64	119.69	103.93	88.49	72.55	57.44	42.42	27.62	13.52	3:18.46	
		Speed (m/s)	12.57	12.63	12.54	12.69	12.95	12.55	13.24	13.32	13.51	14.18	14.79	13.10	
		Stride length (m)	6.20	6.29	6.18	6.34	6.46	6.24	6.37	6.53	6.48	6.68	6.90	6.41	
		Stride duration (s)	0.493	0.498	0.493	0.500	0.499	0.497	0.481	0.491	0.480	0.471	0.467	0.489	
		Stride efficiency (%)	59.98	61.92	59.66	62.81	65.21	60.76	63.35	66.72	65.65	69.70	74.43	64.17	
		Stride count	32.28	31.77	32.37	31.55	30.96	32.07	31.41	30.61	30.86	29.95	28.98	405.74	

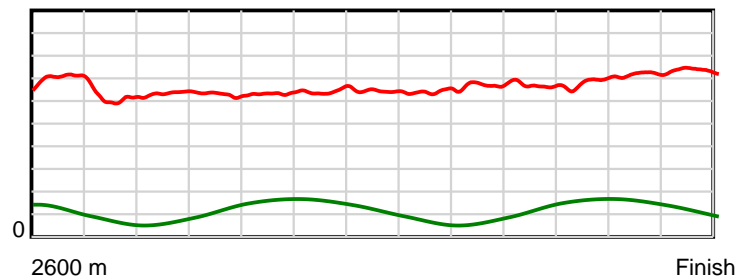
10 m Stride length



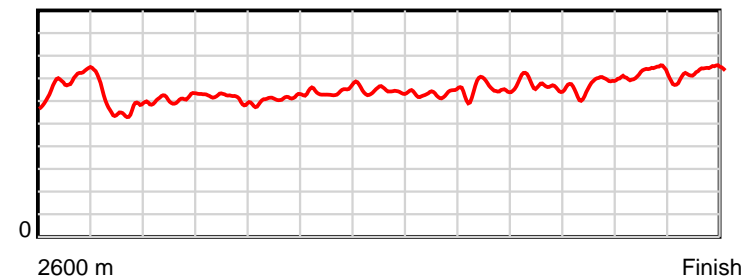
0.6 s Stride duration



20 m/sec Speed



100 % Stride efficiency



Note: Horizontal distance axis grid lines are 200m furlongs.

## Disclaimer.

HRNZ and NZMTC and Thoroughbred Ratings Pty Ltd accepts no responsibility for the completeness or accuracy of any of the information contained herein, and makes no representations about its suitability for any particular purpose. Users should make their own judgements about those matters and/or seek independent advice. You assume all risks associated with use of the data provided on this page.



# Race Results



April 05, 2024, Race 3, HECTORS GIN BY AKAROA CRAFT RACING REWARDS MOBILE PACE, Distance 2600m, Addington - Survey 3200m

Result	TAB no.	Horse (Barrier)	2600 to	2400m to
11th	4	<b>Hes Fast And F... (4)</b>		
		Position in running (margin)		
		Sectional time (s)		
		Cumulative time (s)		
		Speed (m/s)		
		Stride length (m)		
		Stride duration (s)		
		Stride efficiency (%)		
		Stride count		

## Disclaimer.

HRNZ and NZMTC and Thoroughbred Ratings Pty Ltd accepts no responsibility for the completeness or accuracy of any of the information contained herein, and makes no representations about its suitability for any particular purpose. Users should make their own judgements about those matters and/or seek independent advice. You assume all risks associated with use of the data provided on this page.




# Race Results



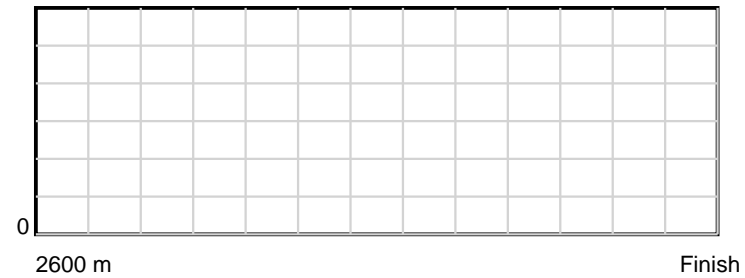
April 05, 2024, Race 3, HECTORS GIN BY AKAROA CRAFT RACING REWARDS MOBILE PACE, Distance 2600m, Addington - Survey 3200m

Result	TAB no.	Horse (Barrier)	2200m to	2000m to	1800m to	1600m to	1400m to	1200m to	1000m to	800m to	600m to	400m to	200m to	Total or	Margin
11th	4	Hes Fast And F... (4)													
		Position in running (margin)													
		Sectional time (s)													
		Cumulative time (s)													
		Speed (m/s)													
		Stride length (m)													
		Stride duration (s)													
		Stride efficiency (%)													
		Stride count													


10 m Stride length




0.6 s Stride duration



20 m/sec Speed



100 % Stride efficiency



Note: Horizontal distance axis grid lines are 200m furlongs.

**Disclaimer.**

HRNZ and NZMTC and Thoroughbred Ratings Pty Ltd accepts no responsibility for the completeness or accuracy of any of the information contained herein, and makes no representations about its suitability for any particular purpose. Users should make their own judgements about those matters and/or seek independent advice. You assume all risks associated with use of the data provided on this page.



# Race Results



April 05, 2024, Race 3, HECTORS GIN BY AKAROA CRAFT RACING REWARDS MOBILE PACE, Distance 2600m, Addington - Survey 3200m

Result	TAB no.	Horse (Barrier)	2600 to	2400m to
12th	6	<b>Sweet Spirit (6)</b>	<b>2400m</b>	<b>2200m</b>
		Position in running (margin)	-	2(2.1)
		Sectional time (s)	13.80	16.23
		Cumulative time (s)	198.84	185.04
		Speed (m/s)	14.49	12.32
		Stride length (m)	5.97	5.32
		Stride duration (s)	0.406	0.431
		Stride efficiency (%)	55.64	44.15
		Stride count	33.52	37.63

## Disclaimer.

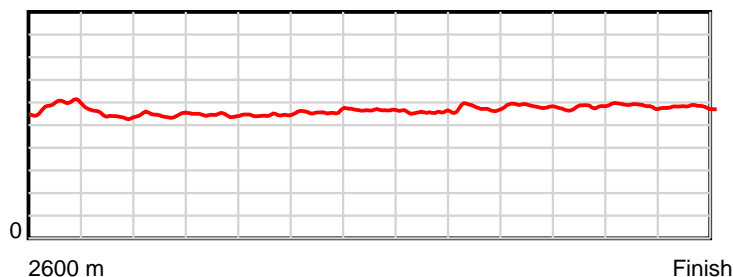
HRNZ and NZMTC and Thoroughbred Ratings Pty Ltd accepts no responsibility for the completeness or accuracy of any of the information contained herein, and makes no representations about its suitability for any particular purpose. Users should make their own judgements about those matters and/or seek independent advice. You assume all risks associated with use of the data provided on this page.

# Race Results

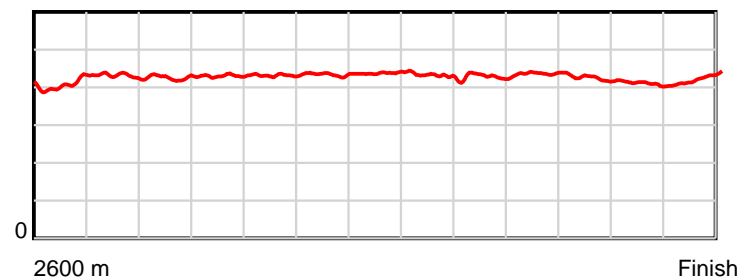
April 05, 2024, Race 3, HECTORS GIN BY AKAROA CRAFT RACING REWARDS MOBILE PACE, Distance 2600m, Addington - Survey 3200m

Result	TAB no.	Horse (Barrier)	2200m to	2000m to	1800m to	1600m to	1400m to	1200m to	1000m to	800m to	600m to	400m to	200m to	Total or	Margin
12th	6	Sweet Spirit (6)	2000m	1800m	1600m	1400m	1200m	1000m	800m	600m	400m	200m	WP	Average	
		Position in running (margin)	5(3.8)	4(5.9)	4(4.9)	4(3.4)	3(2.5)	3(2.2)	6(3.5)	6(5.0)	6(5.4)	6(4.4)	9(7.1)		12.80
		Sectional time (s)	15.87	15.78	16.06	15.77	15.50	15.88	15.17	14.96	14.80	14.34	14.68		
		Cumulative time (s)	168.81	152.94	137.16	121.10	105.33	89.83	73.95	58.78	43.82	29.02	14.68	3:18.84	
		Speed (m/s)	12.60	12.67	12.45	12.68	12.90	12.59	13.18	13.37	13.51	13.95	13.62	13.08	
		Stride length (m)	5.36	5.45	5.37	5.51	5.64	5.43	5.66	5.84	5.73	5.71	5.78	5.59	
		Stride duration (s)	0.426	0.430	0.431	0.434	0.437	0.431	0.429	0.437	0.424	0.409	0.424	0.427	
		Stride efficiency (%)	44.97	46.33	45.03	47.39	49.76	46.04	50.06	53.39	51.28	50.90	52.16	48.82	
		Stride count	37.28	36.73	37.26	36.32	35.44	36.85	35.33	34.22	34.91	35.04	34.62	465.15	

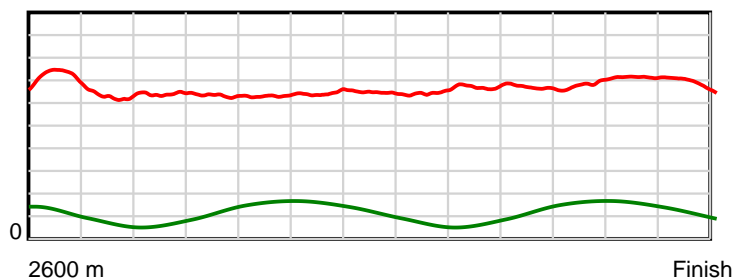
10 m Stride length



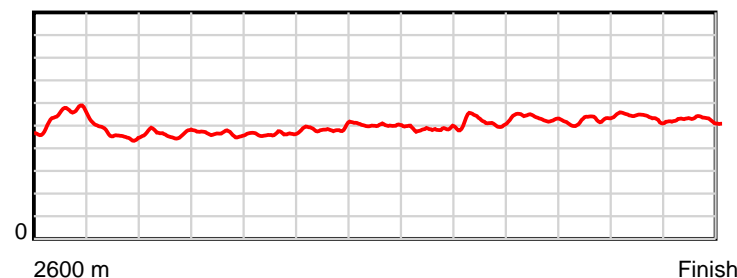
0.6 s Stride duration



20 m/sec Speed



100 % Stride efficiency



Note: Horizontal distance axis grid lines are 200m furlongs.

**Disclaimer.**

HRNZ and NZMTC and Thoroughbred Ratings Pty Ltd accepts no responsibility for the completeness or accuracy of any of the information contained herein, and makes no representations about its suitability for any particular purpose. Users should make their own judgements about those matters and/or seek independent advice. You assume all risks associated with use of the data provided on this page.



# Race Results



April 05, 2024, Race 3, HECTORS GIN BY AKAROA CRAFT RACING REWARDS MOBILE PACE, Distance 2600m, Addington - Survey 3200m

Result	TAB no.	Horse (Barrier)	2600 to	2400m to
13th	13	<b>Morere (13)</b>	<b>2400m</b>	<b>2200m</b>
		Position in running (margin)	-	12(10.8)
		Sectional time (s)	15.49	16.35
		Cumulative time (s)	199.76	184.27
		Speed (m/s)	12.91	12.23
		Stride length (m)	6.40	5.93
		Stride duration (s)	0.470	0.484
		Stride efficiency (%)	64.10	54.86
		Stride count	31.23	33.75

## Disclaimer.

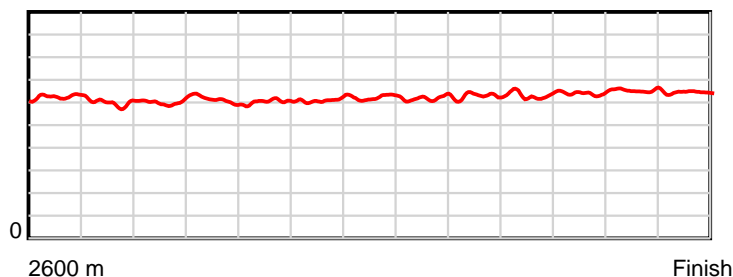
HRNZ and NZMTC and Thoroughbred Ratings Pty Ltd accepts no responsibility for the completeness or accuracy of any of the information contained herein, and makes no representations about its suitability for any particular purpose. Users should make their own judgements about those matters and/or seek independent advice. You assume all risks associated with use of the data provided on this page.

# Race Results

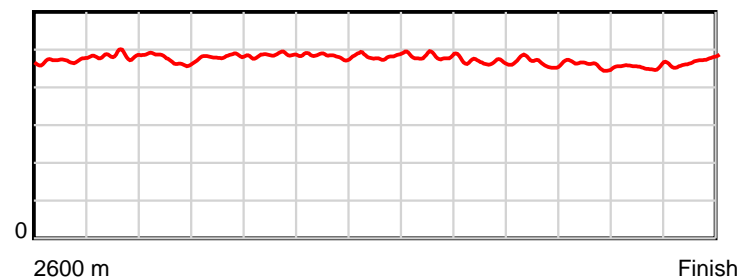
April 05, 2024, Race 3, HECTORS GIN BY AKAROA CRAFT RACING REWARDS MOBILE PACE, Distance 2600m, Addington - Survey 3200m

Result	TAB no.	Horse (Barrier)	2200m to	2000m to	1800m to	1600m to	1400m to	1200m to	1000m to	800m to	600m to	400m to	200m to	Total or	Margin
13th	13	Morere (13)	2000m	1800m	1600m	1400m	1200m	1000m	800m	600m	400m	200m	WP	Average	
		Position in running (margin)	11(13.2)	11(14.5)	10(12.7)	10(10.5)	11(9.9)	12(8.9)	12(10.6)	12(11.8)	13(10.8)	12(9.6)	13(12.2)		18.00
		Sectional time (s)	15.73	15.67	15.93	15.82	15.38	15.94	15.14	14.71	14.77	14.32	14.51		
		Cumulative time (s)	167.92	152.19	136.52	120.59	104.77	89.39	73.45	58.31	43.60	28.83	14.51	3:19.76	
		Speed (m/s)	12.71	12.76	12.55	12.64	13.00	12.55	13.21	13.60	13.54	13.97	13.78	13.02	
		Stride length (m)	6.03	6.15	6.09	6.11	6.28	6.06	6.16	6.35	6.21	6.36	6.50	6.20	
		Stride duration (s)	0.474	0.482	0.485	0.483	0.483	0.483	0.467	0.467	0.459	0.455	0.472	0.476	
		Stride efficiency (%)	56.73	59.17	58.04	58.28	61.58	57.30	59.38	62.99	60.32	63.16	66.00	60.03	
		Stride count	33.19	32.50	32.82	32.75	31.86	33.03	32.44	31.50	32.19	31.46	30.78	419.50	

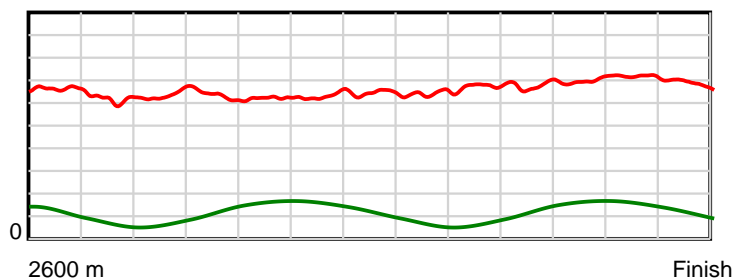
10 m Stride length



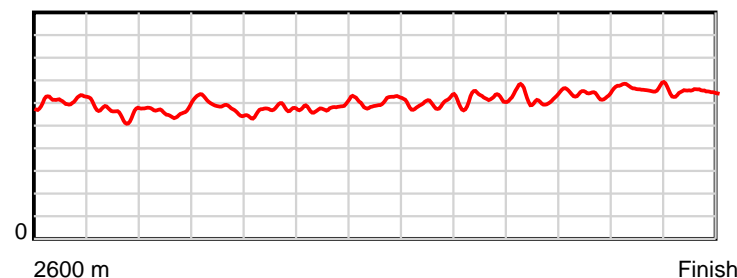
0.6 s Stride duration



20 m/sec Speed



100 % Stride efficiency



Note: Horizontal distance axis grid lines are 200m furlongs.

**Disclaimer.**

HRNZ and NZMTC and Thoroughbred Ratings Pty Ltd accepts no responsibility for the completeness or accuracy of any of the information contained herein, and makes no representations about its suitability for any particular purpose. Users should make their own judgements about those matters and/or seek independent advice. You assume all risks associated with use of the data provided on this page.



# Race Results



April 05, 2024, Race 3, HECTORS GIN BY AKAROA CRAFT RACING REWARDS MOBILE PACE, Distance 2600m, Addington - Survey 3200m

Result	TAB no.	Horse (Barrier)	2600 to	2400m to
14th	14	<b>The Finisher (14)</b>	<b>2400m</b>	<b>2200m</b>
		Position in running (margin)	-	10(8.3)
		Sectional time (s)	14.80	17.18
		Cumulative time (s)	200.74	185.94
		Speed (m/s)	13.51	11.64
		Stride length (m)	6.09	5.04
		Stride duration (s)	0.439	0.433
		Stride efficiency (%)	57.96	39.67
		Stride count	32.84	39.70

## Disclaimer.

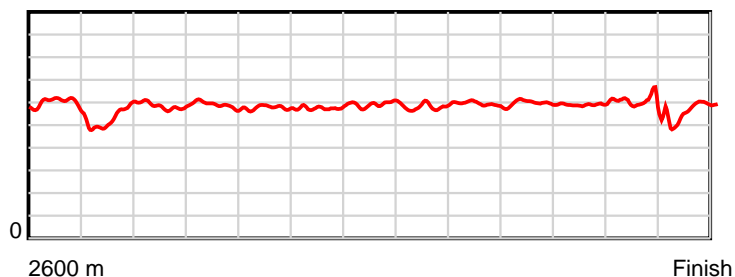
HRNZ and NZMTC and Thoroughbred Ratings Pty Ltd accepts no responsibility for the completeness or accuracy of any of the information contained herein, and makes no representations about its suitability for any particular purpose. Users should make their own judgements about those matters and/or seek independent advice. You assume all risks associated with use of the data provided on this page.

# Race Results

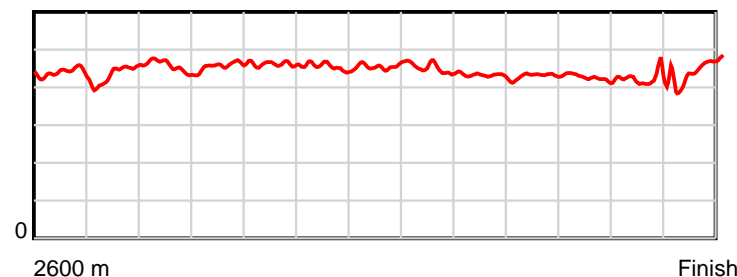
April 05, 2024, Race 3, HECTORS GIN BY AKAROA CRAFT RACING REWARDS MOBILE PACE, Distance 2600m, Addington - Survey 3200m

Result	TAB no.	Horse (Barrier)	2200m to	2000m to	1800m to	1600m to	1400m to	1200m to	1000m to	800m to	600m to	400m to	200m to	Total or	Margin
14th	14	<b>The Finisher (14)</b>	<b>2000m</b>	<b>1800m</b>	<b>1600m</b>	<b>1400m</b>	<b>1200m</b>	<b>1000m</b>	<b>800m</b>	<b>600m</b>	<b>400m</b>	<b>200m</b>	<b>WP</b>	<b>Average</b>	
		Position in running (margin)	13(15.8)	13(16.7)	12(14.5)	12(12.5)	13(11.7)	13(10.6)	13(12.0)	13(12.1)	10(9.2)	9(6.9)	12(11.7)		23.40
		Sectional time (s)	15.67	15.60	15.97	15.78	15.38	15.88	14.94	14.40	14.60	14.68	15.86		
		Cumulative time (s)	168.76	153.09	137.49	121.52	105.74	90.36	74.48	59.54	45.14	30.54	15.86	3:20.74	
		Speed (m/s)	12.76	12.82	12.52	12.67	13.00	12.59	13.39	13.89	13.70	13.62	12.61	12.95	
		Stride length (m)	5.81	5.88	5.77	5.76	5.94	5.66	5.75	6.01	5.83	5.69	5.62	5.75	
		Stride duration (s)	0.455	0.459	0.461	0.454	0.457	0.450	0.429	0.432	0.425	0.418	0.446	0.444	
		Stride efficiency (%)	52.75	54.10	52.08	51.81	55.18	50.12	51.58	56.39	53.05	50.61	49.43	51.61	
		Stride count	34.42	33.99	34.64	34.74	33.66	35.31	34.81	33.30	34.32	35.14	35.56	452.43	

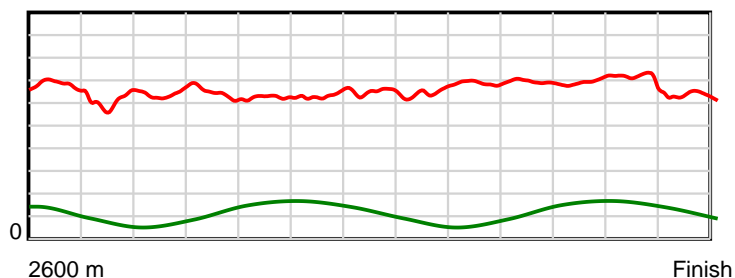
10 m Stride length



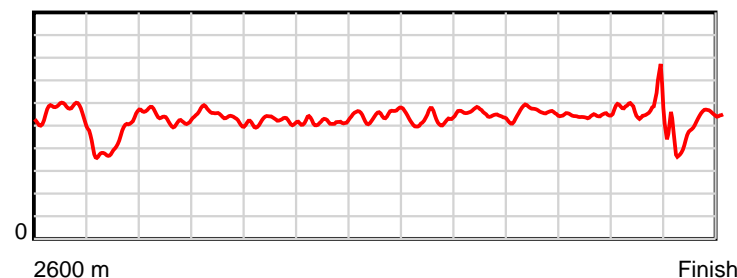
0.6 s Stride duration



20 m/sec Speed



100 % Stride efficiency



Note: Horizontal distance axis grid lines are 200m furlongs.

**Disclaimer.**

HRNZ and NZMTC and Thoroughbred Ratings Pty Ltd accepts no responsibility for the completeness or accuracy of any of the information contained herein, and makes no representations about its suitability for any particular purpose. Users should make their own judgements about those matters and/or seek independent advice. You assume all risks associated with use of the data provided on this page.