



## Race Results

NZ Metropolitan Trotting Club Inc, HRNZ, April 05, 2024

Compilation date: April 5, 2024, 8:21:05 PM (NZDT)

Copyright © 2024 HRNZ and NZMTC. All rights reserved.

### Trademarks.

StrideMASTER is a registered trademark of Thoroughbred Ratings Pty Ltd.

### Disclaimer.

HRNZ and NZMTC and Thoroughbred Ratings Pty Ltd accepts no responsibility for the completeness or accuracy of any of the information contained herein, and makes no representations about its suitability for any particular purpose. Users should make their own judgements about those matters and/or seek independent advice. You assume all risks associated with use of the data provided on this page.



# Race Results



April 05, 2024, Race 8, COCA-COLA SUPERSTARS CHAMPIONSHIP (MOBILE PACE), Distance 2600m, Addington - Survey 3200m

Result	TAB no.	Horse (Barrier)	2600 to	2400m to
1st	6	<b>Alta Meteor (6)</b>	<b>2400m</b>	<b>2200m</b>
		Position in running (margin)	-	3(1.4)
		Sectional time (s)	12.73	14.39
		Cumulative time (s)	187.73	175.00
		Speed (m/s)	15.71	13.90
		Stride length (m)	6.78	6.35
		Stride duration (s)	0.430	0.457
		Stride efficiency (%)	71.83	63.09
		Stride count	29.50	31.48

#### Disclaimer.

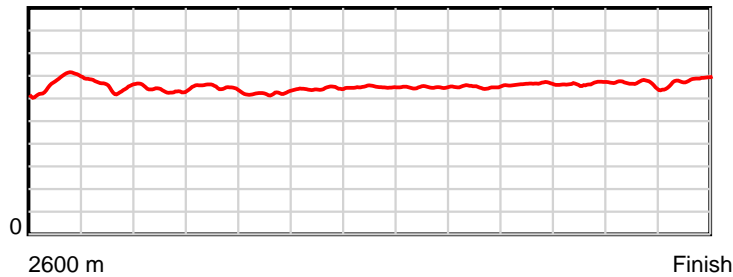
HRNZ and NZMTC and Thoroughbred Ratings Pty Ltd accepts no responsibility for the completeness or accuracy of any of the information contained herein, and makes no representations about its suitability for any particular purpose. Users should make their own judgements about those matters and/or seek independent advice. You assume all risks associated with use of the data provided on this page.

# Race Results

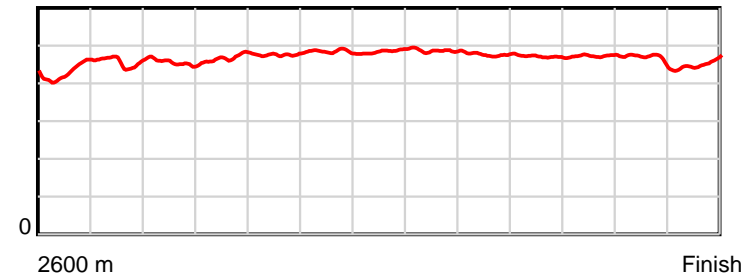
April 05, 2024, Race 8, COCA-COLA SUPERSTARS CHAMPIONSHIP (MOBILE PACE), Distance 2600m, Addington - Survey 3200m

Result	TAB no.	Horse (Barrier)	2200m to	2000m to	1800m to	1600m to	1400m to	1200m to	1000m to	800m to	600m to	400m to	200m to	Total or	Margin
1st	6	<b>Alta Meteor (6)</b>	<b>2000m</b>	<b>1800m</b>	<b>1600m</b>	<b>1400m</b>	<b>1200m</b>	<b>1000m</b>	<b>800m</b>	<b>600m</b>	<b>400m</b>	<b>200m</b>	<b>WP</b>	<b>Average</b>	
		Position in running (margin)	3(3.3)	2(0.1)	1(0.0)	2(1.9)	2(1.4)	2(1.7)	2(1.9)	2(1.9)	3(1.8)	4(1.6)	3(2.0)		0.00
		Sectional time (s)	14.65	14.59	15.41	15.12	15.03	15.13	14.77	14.17	14.36	13.99	13.39		
		Cumulative time (s)	160.61	145.96	131.37	115.96	100.84	85.81	70.68	55.91	41.74	27.38	13.39	3:07.73	
		Speed (m/s)	13.65	13.71	12.98	13.23	13.31	13.22	13.54	14.11	13.93	14.30	14.94	13.85	
		Stride length (m)	6.22	6.42	6.17	6.41	6.45	6.43	6.45	6.64	6.58	6.64	6.78	6.48	
		Stride duration (s)	0.455	0.468	0.476	0.485	0.485	0.486	0.476	0.471	0.473	0.465	0.454	0.468	
		Stride efficiency (%)	60.42	64.34	59.57	64.17	65.10	64.60	64.92	68.90	67.72	68.99	71.85	65.65	
		Stride count	32.16	31.17	32.39	31.21	30.99	31.11	31.03	30.12	30.38	30.10	29.50	401.14	

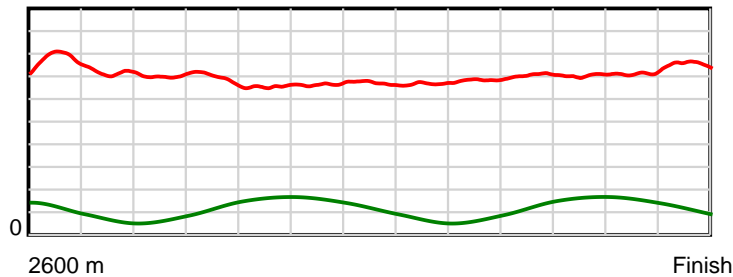
10 m Stride length



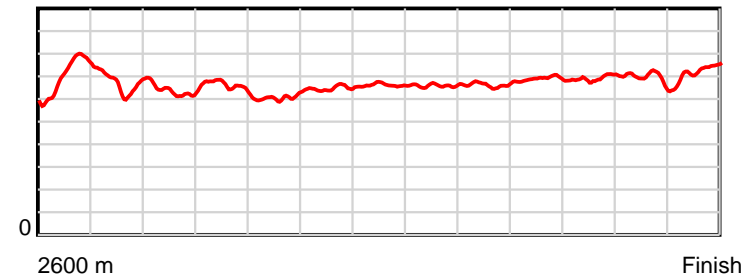
0.6 s Stride duration



20 m/sec Speed



100 % Stride efficiency



Note: Horizontal distance axis grid lines are 200m furlongs.

## Disclaimer.

HRNZ and NZMTC and Thoroughbred Ratings Pty Ltd accepts no responsibility for the completeness or accuracy of any of the information contained herein, and makes no representations about its suitability for any particular purpose. Users should make their own judgements about those matters and/or seek independent advice. You assume all risks associated with use of the data provided on this page.



# Race Results



April 05, 2024, Race 8, COCA-COLA SUPERSTARS CHAMPIONSHIP (MOBILE PACE), Distance 2600m, Addington - Survey 3200m

Result	TAB no.	Horse (Barrier)	2600 to	2400m to
2nd	8	<b>Ohoka Connor (8)</b>	<b>2400m</b>	<b>2200m</b>
		Position in running (margin)	-	8(5.6)
		Sectional time (s)	13.57	15.00
		Cumulative time (s)	187.89	174.32
		Speed (m/s)	14.73	13.33
		Stride length (m)	88.25	23.51
		Stride duration (s)	5.911	1.764
		Stride efficiency (%)	12168.73	864.01
		Stride count	2.27	8.51

## Disclaimer.


HRNZ and NZMTC and Thoroughbred Ratings Pty Ltd accepts no responsibility for the completeness or accuracy of any of the information contained herein, and makes no representations about its suitability for any particular purpose. Users should make their own judgements about those matters and/or seek independent advice. You assume all risks associated with use of the data provided on this page.

# Race Results

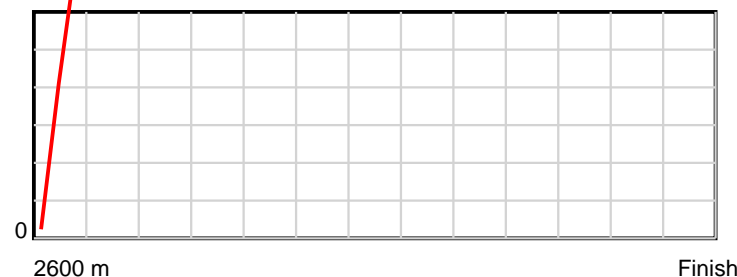
April 05, 2024, Race 8, COCA-COLA SUPERSTARS CHAMPIONSHIP (MOBILE PACE), Distance 2600m, Addington - Survey 3200m

Result	TAB no.	Horse (Barrier)	2200m to	2000m to	1800m to	1600m to	1400m to	1200m to	1000m to	800m to	600m to	400m to	200m to	Total or	Margin
2nd	8	<b>Ohoka Connor (8)</b>	<b>2000m</b>	<b>1800m</b>	<b>1600m</b>	<b>1400m</b>	<b>1200m</b>	<b>1000m</b>	<b>800m</b>	<b>600m</b>	<b>400m</b>	<b>200m</b>	<b>WP</b>	<b>Average</b>	
		Position in running (margin)	8(11.2)	8(10.1)	8(8.8)	8(9.1)	8(8.2)	7(5.6)	3(2.2)	3(2.4)	2(1.8)	2(0.5)	1(0.0)		0.90
		Sectional time (s)	14.99	14.39	15.15	15.06	14.55	14.52	14.80	14.09	14.17	13.85	13.75		
		Cumulative time (s)	159.32	144.33	129.94	114.79	99.73	85.18	70.66	55.86	41.77	27.60	13.75	3:07.89	
		Speed (m/s)	13.34	13.90	13.20	13.28	13.75	13.77	13.51	14.19	14.11	14.44	14.55	13.84	
		Stride length (m)	16.25	21.87	74.81	155.76	49.12	17.01	30.35	60.40	54.61	33.71	30.22	33.28	
		Stride duration (s)	1.218	1.574	5.669	11.730	3.574	1.235	2.246	4.255	3.869	2.334	2.077	2.405	
		Stride efficiency (%)	412.80	747.48	8745.95	37913.52	3770.83	452.04	1439.69	5700.34	4660.57	1775.24	1426.86	1730.95	
		Stride count	12.31	9.14	2.67	1.28	4.07	11.76	6.59	3.31	3.66	5.93	6.62	78.12	

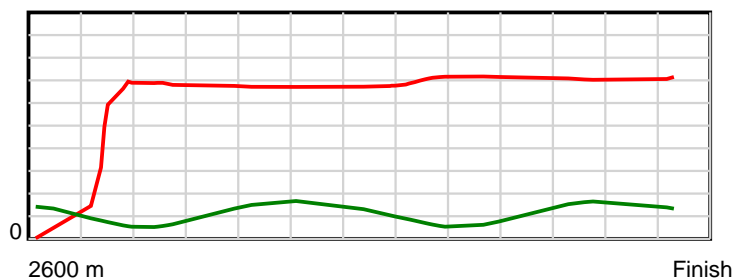
10 m Stride length




0.6 s Stride duration



20 m/sec Speed



100 % Stride efficiency



Note: Horizontal distance axis grid lines are 200m furlongs.

## Disclaimer.

HRNZ and NZMTC and Thoroughbred Ratings Pty Ltd accepts no responsibility for the completeness or accuracy of any of the information contained herein, and makes no representations about its suitability for any particular purpose. Users should make their own judgements about those matters and/or seek independent advice. You assume all risks associated with use of the data provided on this page.



# Race Results



April 05, 2024, Race 8, COCA-COLA SUPERSTARS CHAMPIONSHIP (MOBILE PACE), Distance 2600m, Addington - Survey 3200m

Result	TAB no.	Horse (Barrier)	2600 to	2400m to
3rd	4	<b>Franco Marek (4)</b>	<b>2400m</b>	<b>2200m</b>
		Position in running (margin)	-	1(0.0)
		Sectional time (s)	12.62	14.46
		Cumulative time (s)	188.09	175.47
		Speed (m/s)	15.84	13.83
		Stride length (m)	6.83	6.35
		Stride duration (s)	0.426	0.459
		Stride efficiency (%)	72.96	62.93
		Stride count	29.27	31.52

#### Disclaimer.

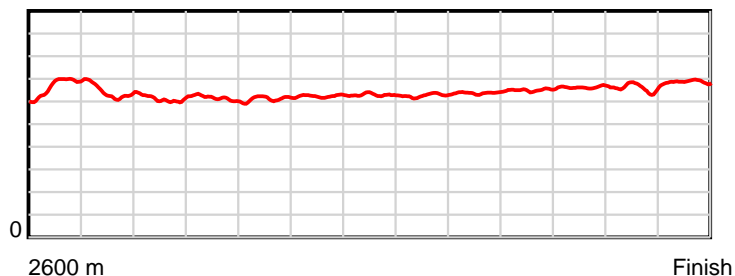
HRNZ and NZMTC and Thoroughbred Ratings Pty Ltd accepts no responsibility for the completeness or accuracy of any of the information contained herein, and makes no representations about its suitability for any particular purpose. Users should make their own judgements about those matters and/or seek independent advice. You assume all risks associated with use of the data provided on this page.

# Race Results

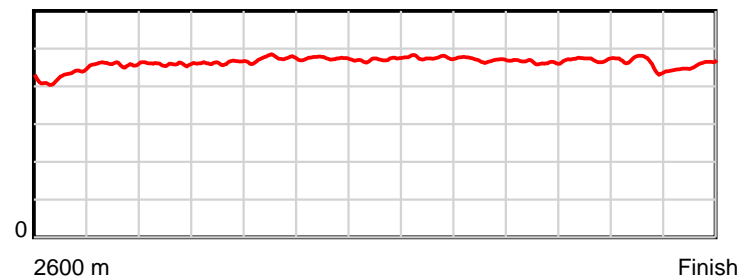
April 05, 2024, Race 8, COCA-COLA SUPERSTARS CHAMPIONSHIP (MOBILE PACE), Distance 2600m, Addington - Survey 3200m

Result	TAB no.	Horse (Barrier)	2200m to	2000m to	1800m to	1600m to	1400m to	1200m to	1000m to	800m to	600m to	400m to	200m to	Total or	Margin
3rd	4	<b>Franco Marek (4)</b>	<b>2000m</b>	<b>1800m</b>	<b>1600m</b>	<b>1400m</b>	<b>1200m</b>	<b>1000m</b>	<b>800m</b>	<b>600m</b>	<b>400m</b>	<b>200m</b>	<b>WP</b>	<b>Average</b>	
		Position in running (margin)	2(2.4)	3(1.2)	4(3.5)	5(5.7)	5(5.2)	6(4.8)	7(5.6)	6(5.3)	6(5.4)	7(4.5)	5(4.6)		2.00
		Sectional time (s)	14.98	15.00	15.47	15.12	14.93	15.23	14.71	14.20	14.25	13.93	13.19		
		Cumulative time (s)	161.01	146.03	131.03	115.56	100.44	85.51	70.28	55.57	41.37	27.12	13.19	3:08.09	
		Speed (m/s)	13.35	13.33	12.93	13.23	13.40	13.13	13.60	14.08	14.04	14.36	15.16	13.82	
		Stride length (m)	6.13	6.17	6.12	6.28	6.31	6.25	6.39	6.54	6.61	6.61	6.91	6.41	
		Stride duration (s)	0.459	0.463	0.473	0.475	0.471	0.476	0.470	0.464	0.471	0.460	0.456	0.464	
		Stride efficiency (%)	58.67	59.49	58.56	61.56	62.29	61.02	63.89	66.79	68.27	68.21	74.66	64.27	
		Stride count	32.64	32.42	32.67	31.87	31.68	32.01	31.28	30.59	30.26	30.27	28.93	405.41	

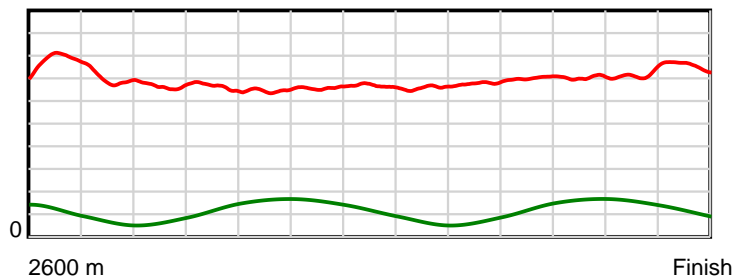
10 m Stride length



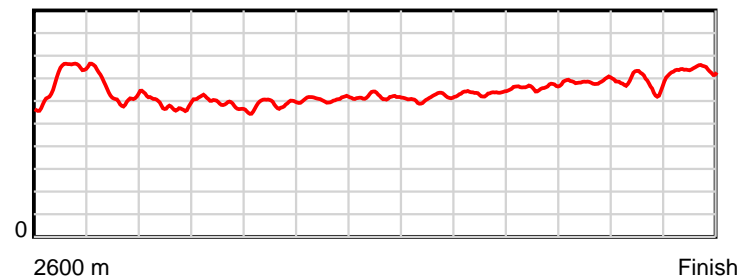
0.6 s Stride duration



20 m/sec Speed



100 % Stride efficiency



Note: Horizontal distance axis grid lines are 200m furlongs.

**Disclaimer.**

HRNZ and NZMTC and Thoroughbred Ratings Pty Ltd accepts no responsibility for the completeness or accuracy of any of the information contained herein, and makes no representations about its suitability for any particular purpose. Users should make their own judgements about those matters and/or seek independent advice. You assume all risks associated with use of the data provided on this page.



# Race Results



April 05, 2024, Race 8, COCA-COLA SUPERSTARS CHAMPIONSHIP (MOBILE PACE), Distance 2600m, Addington - Survey 3200m

Result	TAB no.	Horse (Barrier)	2600 to	2400m to
4th	5	American Me (5)	2400m	2200m
		Position in running (margin)	-	5(3.3)
		Sectional time (s)	13.15	14.38
		Cumulative time (s)	188.48	175.33
		Speed (m/s)	15.20	13.91
		Stride length (m)	6.78	6.44
		Stride duration (s)	0.442	0.463
		Stride efficiency (%)	71.83	64.88
		Stride count	29.50	31.04

#### Disclaimer.

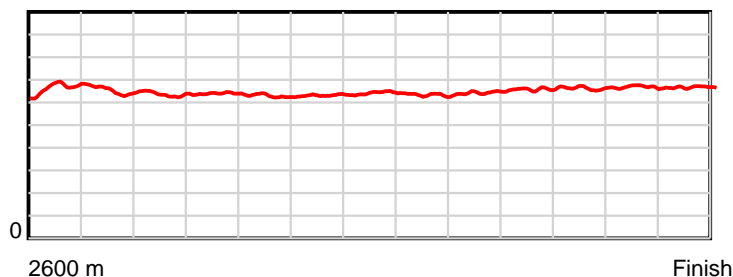
HRNZ and NZMTC and Thoroughbred Ratings Pty Ltd accepts no responsibility for the completeness or accuracy of any of the information contained herein, and makes no representations about its suitability for any particular purpose. Users should make their own judgements about those matters and/or seek independent advice. You assume all risks associated with use of the data provided on this page.

# Race Results

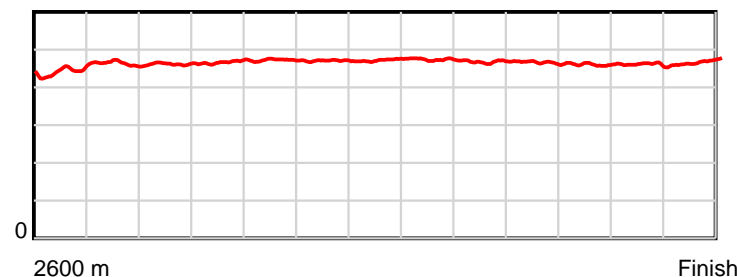
April 05, 2024, Race 8, COCA-COLA SUPERSTARS CHAMPIONSHIP (MOBILE PACE), Distance 2600m, Addington - Survey 3200m

Result	TAB no.	Horse (Barrier)	2200m to	2000m to	1800m to	1600m to	1400m to	1200m to	1000m to	800m to	600m to	400m to	200m to	Total or	Margin
4th	5	American Me (5)	2000m	1800m	1600m	1400m	1200m	1000m	800m	600m	400m	200m	WP	Average	
		Position in running (margin)	5(5.2)	5(3.8)	5(3.9)	4(4.3)	3(3.7)	3(1.9)	4(3.1)	5(3.8)	5(3.5)	3(1.5)	4(2.2)		4.20
		Sectional time (s)	14.95	14.63	15.17	15.11	14.69	15.30	14.87	14.15	14.05	14.04	13.99		
		Cumulative time (s)	160.95	146.00	131.37	116.20	101.09	86.40	71.10	56.23	42.08	28.03	13.99	3:08.48	
		Speed (m/s)	13.38	13.67	13.18	13.24	13.61	13.07	13.45	14.13	14.23	14.25	14.30	13.79	
		Stride length (m)	6.18	6.38	6.22	6.23	6.43	6.19	6.29	6.58	6.56	6.56	6.70	6.42	
		Stride duration (s)	0.462	0.466	0.472	0.470	0.472	0.474	0.468	0.466	0.461	0.460	0.469	0.465	
		Stride efficiency (%)	59.67	63.54	60.55	60.63	64.64	59.96	61.83	67.74	67.21	67.18	70.13	64.42	
		Stride count	32.37	31.36	32.13	32.11	31.10	32.29	31.80	30.38	30.50	30.50	29.86	404.94	

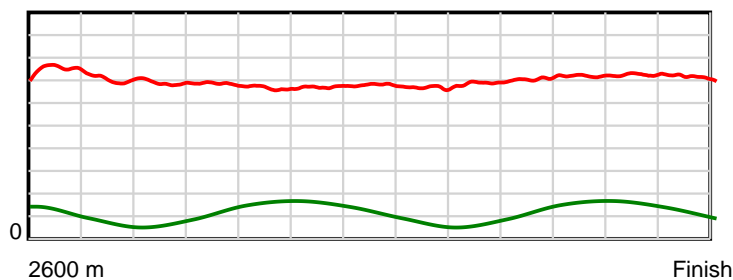
10 m Stride length



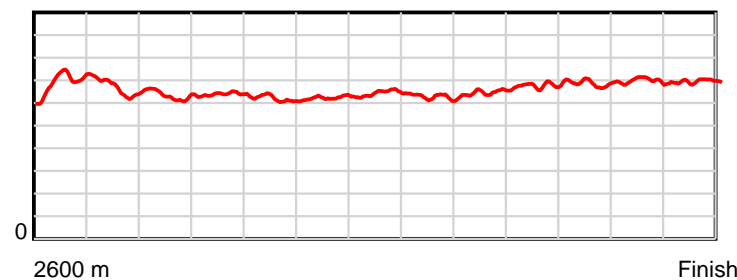
0.6 s Stride duration



20 m/sec Speed



100 % Stride efficiency



Note: Horizontal distance axis grid lines are 200m furlongs.

**Disclaimer.**

HRNZ and NZMTC and Thoroughbred Ratings Pty Ltd accepts no responsibility for the completeness or accuracy of any of the information contained herein, and makes no representations about its suitability for any particular purpose. Users should make their own judgements about those matters and/or seek independent advice. You assume all risks associated with use of the data provided on this page.



# Race Results



April 05, 2024, Race 8, COCA-COLA SUPERSTARS CHAMPIONSHIP (MOBILE PACE), Distance 2600m, Addington - Survey 3200m

Result	TAB no.	Horse (Barrier)	2600 to	2400m to
5th	7	<b>Beach Ball (7)</b>	<b>2400m</b>	<b>2200m</b>
		Position in running (margin)	-	4(3.1)
		Sectional time (s)	12.99	14.23
		Cumulative time (s)	188.62	175.63
		Speed (m/s)	15.39	14.05
		Stride length (m)	6.89	6.43
		Stride duration (s)	0.445	0.458
		Stride efficiency (%)	74.12	64.58
		Stride count	29.04	31.11

#### Disclaimer.

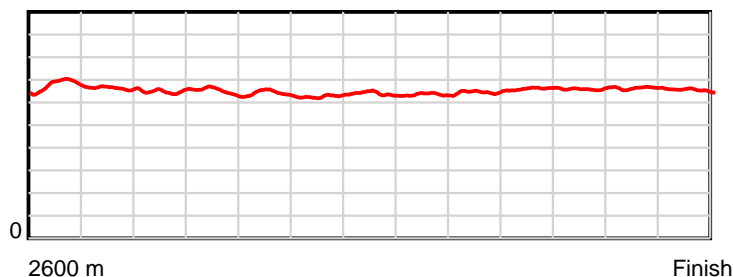
HRNZ and NZMTC and Thoroughbred Ratings Pty Ltd accepts no responsibility for the completeness or accuracy of any of the information contained herein, and makes no representations about its suitability for any particular purpose. Users should make their own judgements about those matters and/or seek independent advice. You assume all risks associated with use of the data provided on this page.

# Race Results

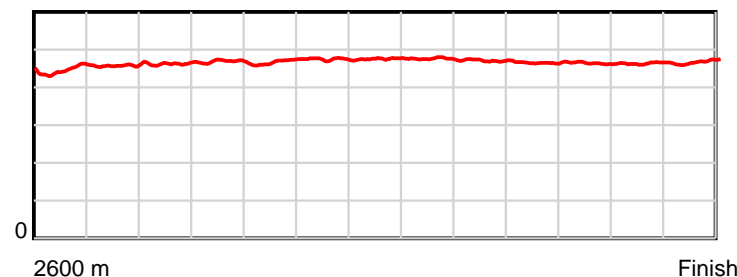
April 05, 2024, Race 8, COCA-COLA SUPERSTARS CHAMPIONSHIP (MOBILE PACE), Distance 2600m, Addington - Survey 3200m

Result	TAB no.	Horse (Barrier)	2200m to	2000m to	1800m to	1600m to	1400m to	1200m to	1000m to	800m to	600m to	400m to	200m to	Total or	Margin
5th	7	<b>Beach Ball (7)</b>	<b>2000m</b>	<b>1800m</b>	<b>1600m</b>	<b>1400m</b>	<b>1200m</b>	<b>1000m</b>	<b>800m</b>	<b>600m</b>	<b>400m</b>	<b>200m</b>	<b>WP</b>	<b>Average</b>	
		Position in running (margin)	4(4.1)	4(1.9)	2(1.1)	1(0.0)	1(0.0)	1(0.0)	1(0.0)	1(0.0)	1(0.0)	1(0.0)	2(1.4)		4.90
		Sectional time (s)	14.81	14.49	14.91	15.20	14.98	15.10	14.77	14.19	14.39	14.17	14.39		
		Cumulative time (s)	161.40	146.59	132.10	117.19	101.99	87.01	71.91	57.14	42.95	28.56	14.39	3:08.62	
		Speed (m/s)	13.50	13.80	13.41	13.16	13.35	13.25	13.54	14.09	13.90	14.11	13.90	13.78	
		Stride length (m)	6.24	6.47	6.27	6.24	6.35	6.30	6.38	6.56	6.45	6.55	6.50	6.43	
		Stride duration (s)	0.462	0.469	0.467	0.474	0.475	0.476	0.471	0.465	0.464	0.464	0.467	0.466	
		Stride efficiency (%)	60.94	65.40	61.38	60.84	62.94	62.01	63.53	67.21	65.04	66.94	65.92	64.55	
		Stride count	32.03	30.92	31.91	32.05	31.51	31.75	31.37	30.50	31.00	30.56	30.79	404.54	

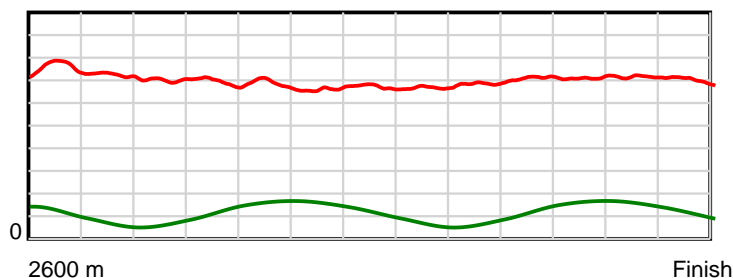
10 m Stride length



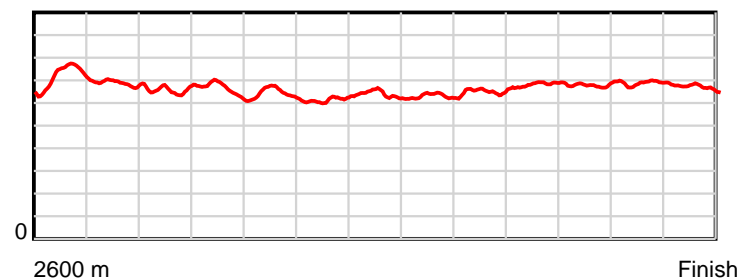
0.6 s Stride duration



20 m/sec Speed



100 % Stride efficiency



Note: Horizontal distance axis grid lines are 200m furlongs.

## Disclaimer.

HRNZ and NZMTC and Thoroughbred Ratings Pty Ltd accepts no responsibility for the completeness or accuracy of any of the information contained herein, and makes no representations about its suitability for any particular purpose. Users should make their own judgements about those matters and/or seek independent advice. You assume all risks associated with use of the data provided on this page.



# Race Results



April 05, 2024, Race 8, COCA-COLA SUPERSTARS CHAMPIONSHIP (MOBILE PACE), Distance 2600m, Addington - Survey 3200m

Result	TAB no.	Horse (Barrier)	2600 to	2400m to
6th	2	Here's Herbie (2)	2400m	2200m
		Position in running (margin)	-	7(5.1)
		Sectional time (s)	13.44	14.18
		Cumulative time (s)	188.66	175.22
		Speed (m/s)	14.88	14.10
		Stride length (m)	6.83	6.63
		Stride duration (s)	0.450	0.470
		Stride efficiency (%)	72.89	68.70
		Stride count	29.28	30.16

#### Disclaimer.

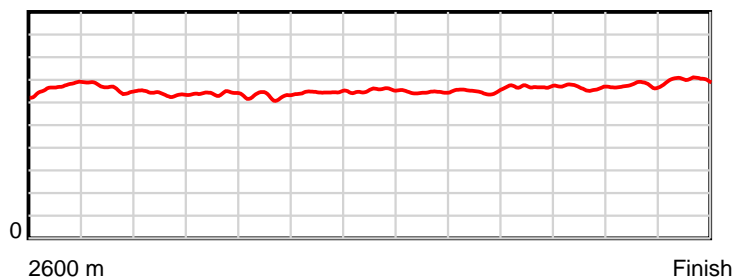
HRNZ and NZMTC and Thoroughbred Ratings Pty Ltd accepts no responsibility for the completeness or accuracy of any of the information contained herein, and makes no representations about its suitability for any particular purpose. Users should make their own judgements about those matters and/or seek independent advice. You assume all risks associated with use of the data provided on this page.

# Race Results

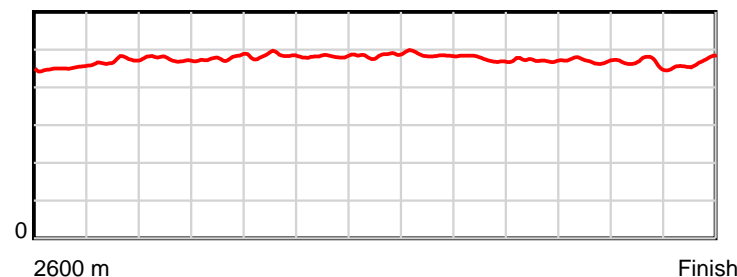
April 05, 2024, Race 8, COCA-COLA SUPERSTARS CHAMPIONSHIP (MOBILE PACE), Distance 2600m, Addington - Survey 3200m

Result	TAB no.	Horse (Barrier)	2200m to	2000m to	1800m to	1600m to	1400m to	1200m to	1000m to	800m to	600m to	400m to	200m to	Total or	Margin
6th	2	Here's Herbie (2)	2000m	1800m	1600m	1400m	1200m	1000m	800m	600m	400m	200m	WP	Average	
		Position in running (margin)	6(5.8)	6(4.3)	6(6.1)	7(8.6)	7(7.8)	8(7.3)	9(7.9)	9(7.9)	9(7.7)	9(7.1)	9(7.7)		5.20
		Sectional time (s)	14.93	14.91	15.51	15.08	14.89	15.20	14.77	14.16	14.29	14.02	13.28		
		Cumulative time (s)	161.04	146.11	131.20	115.69	100.61	85.72	70.52	55.75	41.59	27.30	13.28	3:08.66	
		Speed (m/s)	13.40	13.41	12.89	13.26	13.43	13.16	13.54	14.12	14.00	14.27	15.06	13.78	
		Stride length (m)	6.36	6.41	6.24	6.39	6.51	6.40	6.44	6.67	6.59	6.63	7.03	6.54	
		Stride duration (s)	0.475	0.478	0.484	0.482	0.485	0.486	0.475	0.472	0.471	0.464	0.467	0.475	
		Stride efficiency (%)	63.29	64.13	60.89	63.77	66.31	64.05	64.71	69.44	67.76	68.63	77.30	66.87	
		Stride count	31.43	31.22	32.04	31.31	30.70	31.24	31.08	30.00	30.37	30.18	28.44	397.45	

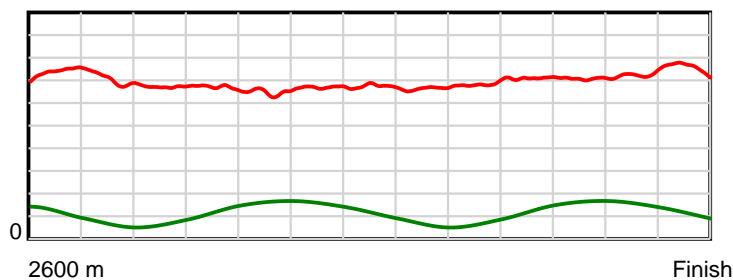
10 m Stride length



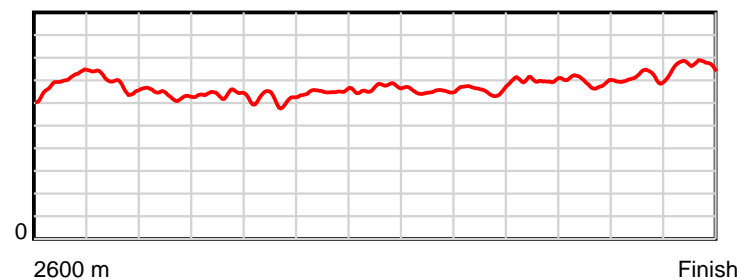
0.6 s Stride duration



20 m/sec Speed



100 % Stride efficiency



Note: Horizontal distance axis grid lines are 200m furlongs.

**Disclaimer.**

HRNZ and NZMTC and Thoroughbred Ratings Pty Ltd accepts no responsibility for the completeness or accuracy of any of the information contained herein, and makes no representations about its suitability for any particular purpose. Users should make their own judgements about those matters and/or seek independent advice. You assume all risks associated with use of the data provided on this page.



# Race Results



April 05, 2024, Race 8, COCA-COLA SUPERSTARS CHAMPIONSHIP (MOBILE PACE), Distance 2600m, Addington - Survey 3200m

Result	TAB no.	Horse (Barrier)	2600 to	2400m to
7th	1	<b>The Falcon (1)</b>	<b>2400m</b>	<b>2200m</b>
		Position in running (margin)	-	2(1.3)
		Sectional time (s)	12.80	13.85
		Cumulative time (s)	188.89	176.09
		Speed (m/s)	15.62	14.44
		Stride length (m)	6.67	6.66
		Stride duration (s)	0.423	0.461
		Stride efficiency (%)	69.62	69.26
		Stride count	29.96	30.04

#### Disclaimer.

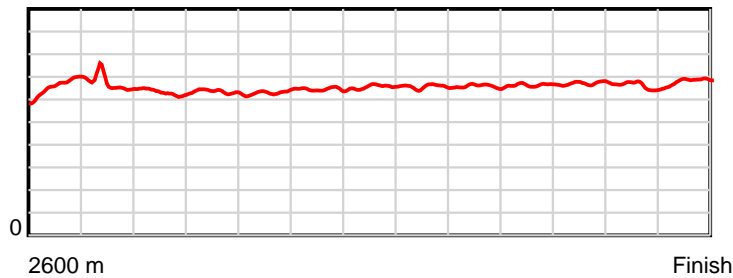
HRNZ and NZMTC and Thoroughbred Ratings Pty Ltd accepts no responsibility for the completeness or accuracy of any of the information contained herein, and makes no representations about its suitability for any particular purpose. Users should make their own judgements about those matters and/or seek independent advice. You assume all risks associated with use of the data provided on this page.

# Race Results

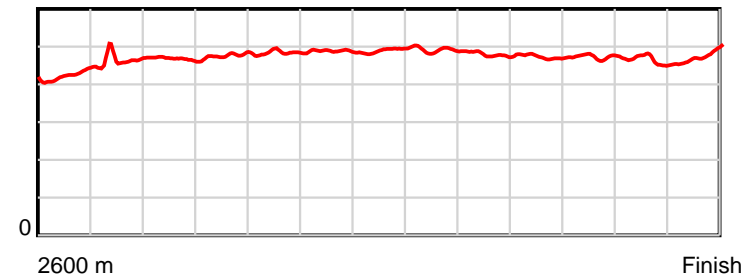
April 05, 2024, Race 8, COCA-COLA SUPERSTARS CHAMPIONSHIP (MOBILE PACE), Distance 2600m, Addington - Survey 3200m

Result	TAB no.	Horse (Barrier)	2200m to	2000m to	1800m to	1600m to	1400m to	1200m to	1000m to	800m to	600m to	400m to	200m to	Total or	Margin
7th	1	The Falcon (1)	2000m	1800m	1600m	1400m	1200m	1000m	800m	600m	400m	200m	WP	Average	
		Position in running (margin)	1(0.0)	1(0.0)	3(1.8)	3(3.8)	4(3.8)	4(3.4)	5(3.6)	4(3.3)	4(3.4)	5(2.7)	6(4.7)		6.50
		Sectional time (s)	15.18	14.92	15.43	15.20	14.92	15.13	14.72	14.20	14.27	14.26	14.01		
		Cumulative time (s)	162.24	147.06	132.14	116.71	101.51	86.59	71.46	56.74	42.54	28.27	14.01	3:08.89	
		Speed (m/s)	13.18	13.40	12.96	13.16	13.40	13.22	13.59	14.08	14.02	14.03	14.28	13.76	
		Stride length (m)	6.17	6.39	6.27	6.42	6.57	6.50	6.51	6.66	6.63	6.50	6.80	6.51	
		Stride duration (s)	0.468	0.476	0.483	0.488	0.490	0.491	0.479	0.473	0.473	0.464	0.477	0.473	
		Stride efficiency (%)	59.43	63.77	61.34	64.47	67.36	65.93	66.27	69.33	68.65	66.10	72.31	66.31	
		Stride count	32.43	31.31	31.92	31.14	30.46	30.79	30.71	30.03	30.18	30.75	29.40	399.12	

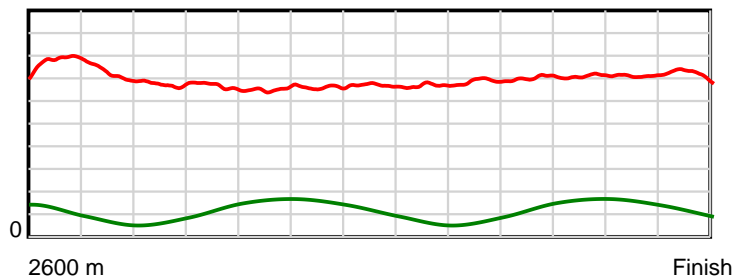
10 m Stride length



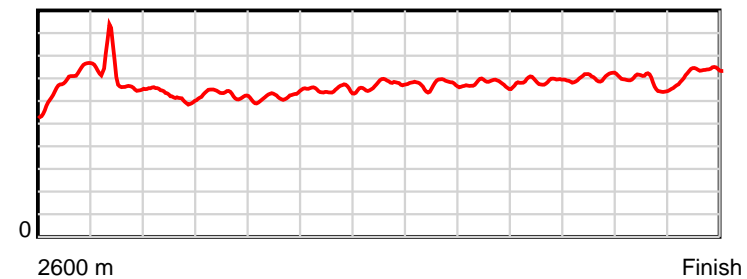
0.6 s Stride duration



20 m/sec Speed



100 % Stride efficiency



Note: Horizontal distance axis grid lines are 200m furlongs.

## Disclaimer.

HRNZ and NZMTC and Thoroughbred Ratings Pty Ltd accepts no responsibility for the completeness or accuracy of any of the information contained herein, and makes no representations about its suitability for any particular purpose. Users should make their own judgements about those matters and/or seek independent advice. You assume all risks associated with use of the data provided on this page.



# Race Results



April 05, 2024, Race 8, COCA-COLA SUPERSTARS CHAMPIONSHIP (MOBILE PACE), Distance 2600m, Addington - Survey 3200m

Result	TAB no.	Horse (Barrier)	2600 to	2400m to
8th	3	<b>Mighty Looee (3)</b>	<b>2400m</b>	<b>2200m</b>
		Position in running (margin)	-	6(4.4)
		Sectional time (s)	13.37	14.76
		Cumulative time (s)	189.28	175.91
		Speed (m/s)	14.95	13.55
		Stride length (m)	6.14	5.84
		Stride duration (s)	0.406	0.431
		Stride efficiency (%)	58.89	53.28
		Stride count	32.58	34.25

#### Disclaimer.

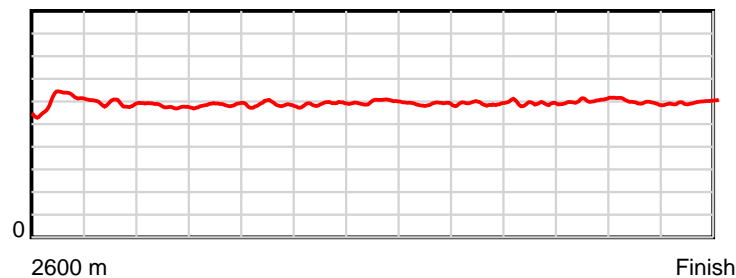
HRNZ and NZMTC and Thoroughbred Ratings Pty Ltd accepts no responsibility for the completeness or accuracy of any of the information contained herein, and makes no representations about its suitability for any particular purpose. Users should make their own judgements about those matters and/or seek independent advice. You assume all risks associated with use of the data provided on this page.

# Race Results

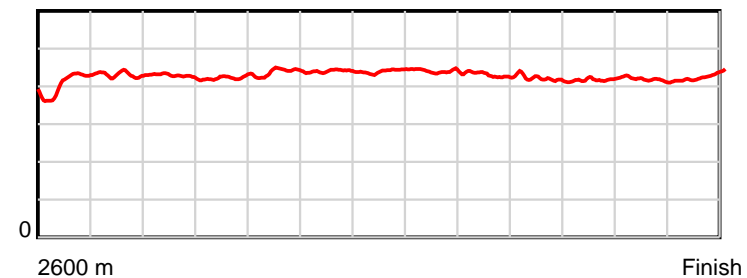
April 05, 2024, Race 8, COCA-COLA SUPERSTARS CHAMPIONSHIP (MOBILE PACE), Distance 2600m, Addington - Survey 3200m

Result	TAB no.	Horse (Barrier)	2200m to	2000m to	1800m to	1600m to	1400m to	1200m to	1000m to	800m to	600m to	400m to	200m to	Total or	Margin
8th	3	<b>Mighty Looee (3)</b>	<b>2000m</b>	<b>1800m</b>	<b>1600m</b>	<b>1400m</b>	<b>1200m</b>	<b>1000m</b>	<b>800m</b>	<b>600m</b>	<b>400m</b>	<b>200m</b>	<b>WP</b>	<b>Average</b>	
		Position in running (margin)	7(8.6)	7(7.9)	7(6.6)	6(7.1)	6(5.9)	5(3.9)	6(5.1)	7(6.3)	7(6.1)	6(4.2)	7(5.3)		8.60
		Sectional time (s)	15.07	14.40	15.18	15.00	14.65	15.29	14.97	14.16	14.06	14.12	14.25		
		Cumulative time (s)	161.15	146.08	131.68	116.50	101.50	86.85	71.56	56.59	42.43	28.37	14.25	3:09.28	
		Speed (m/s)	13.27	13.89	13.18	13.33	13.65	13.08	13.36	14.12	14.22	14.16	14.04	13.74	
		Stride length (m)	5.68	5.88	5.76	5.87	6.01	5.75	5.76	5.93	5.95	5.91	6.00	5.88	
		Stride duration (s)	0.428	0.423	0.437	0.440	0.440	0.440	0.431	0.420	0.418	0.417	0.427	0.428	
		Stride efficiency (%)	50.46	54.02	51.80	53.77	56.49	51.64	51.77	54.95	55.24	54.64	56.26	54.02	
		Stride count	35.19	34.02	34.74	34.10	33.26	34.79	34.75	33.73	33.64	33.82	33.33	442.20	

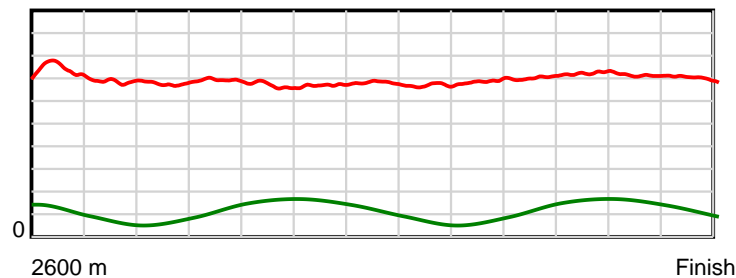
10 m Stride length



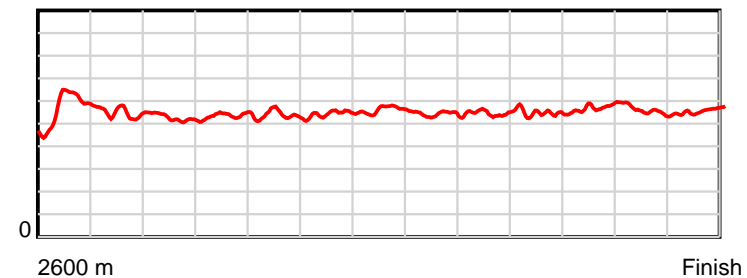
0.6 s Stride duration



20 m/sec Speed



100 % Stride efficiency



Note: Horizontal distance axis grid lines are 200m furlongs.

## Disclaimer.

HRNZ and NZMTC and Thoroughbred Ratings Pty Ltd accepts no responsibility for the completeness or accuracy of any of the information contained herein, and makes no representations about its suitability for any particular purpose. Users should make their own judgements about those matters and/or seek independent advice. You assume all risks associated with use of the data provided on this page.



# Race Results



April 05, 2024, Race 8, COCA-COLA SUPERSTARS CHAMPIONSHIP (MOBILE PACE), Distance 2600m, Addington - Survey 3200m

Result	TAB no.	Horse (Barrier)	2600 to	2400m to
9th	9	Allamericanlov... (9)	2400m	2200m
		Position in running (margin)	-	9(7.1)
		Sectional time (s)	13.78	15.10
		Cumulative time (s)	189.38	175.60
		Speed (m/s)	14.51	13.25
		Stride length (m)	6.61	6.09
		Stride duration (s)	0.448	0.460
		Stride efficiency (%)	68.24	58.03
		Stride count	30.27	32.82

#### Disclaimer.

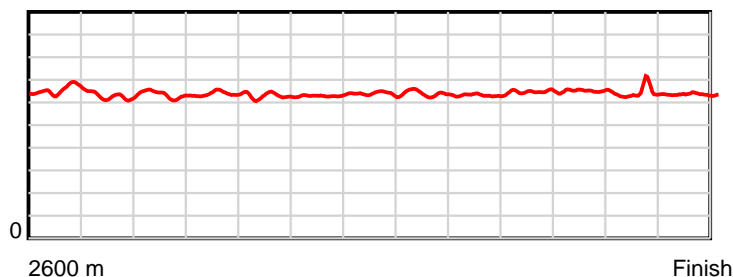
HRNZ and NZMTC and Thoroughbred Ratings Pty Ltd accepts no responsibility for the completeness or accuracy of any of the information contained herein, and makes no representations about its suitability for any particular purpose. Users should make their own judgements about those matters and/or seek independent advice. You assume all risks associated with use of the data provided on this page.

# Race Results

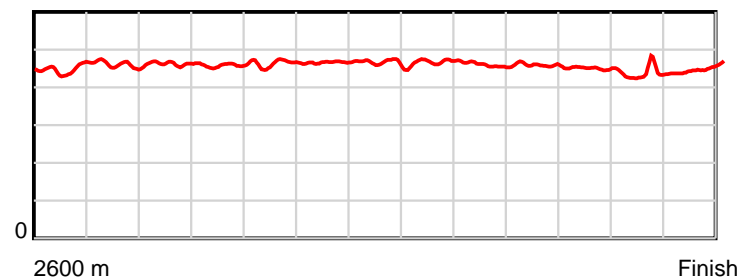
April 05, 2024, Race 8, COCA-COLA SUPERSTARS CHAMPIONSHIP (MOBILE PACE), Distance 2600m, Addington - Survey 3200m

Result	TAB no.	Horse (Barrier)	2200m to	2000m to	1800m to	1600m to	1400m to	1200m to	1000m to	800m to	600m to	400m to	200m to	Total or	Margin
9th	9	Allamericanlov... (9)	2000m	1800m	1600m	1400m	1200m	1000m	800m	600m	400m	200m	WP	Average	
		Position in running (margin)	9(13.4)	9(11.9)	9(10.5)	9(10.3)	9(10.3)	9(7.4)	8(7.0)	8(7.3)	8(7.0)	8(5.3)	8(5.9)		9.20
		Sectional time (s)	14.94	14.38	15.06	15.20	14.51	15.02	14.82	14.14	14.11	14.04	14.28		
		Cumulative time (s)	160.50	145.56	131.18	116.12	100.92	86.41	71.39	56.57	42.43	28.32	14.28	3:09.38	
		Speed (m/s)	13.39	13.91	13.28	13.16	13.78	13.32	13.50	14.14	14.17	14.25	14.01	13.73	
		Stride length (m)	6.19	6.37	6.16	6.13	6.40	6.24	6.19	6.48	6.37	6.19	6.31	6.28	
		Stride duration (s)	0.463	0.458	0.464	0.466	0.464	0.469	0.459	0.458	0.450	0.435	0.451	0.458	
		Stride efficiency (%)	59.95	63.32	59.37	58.69	64.06	60.79	59.91	65.60	63.49	59.94	62.23	61.71	
		Stride count	32.29	31.42	32.45	32.64	31.24	32.07	32.30	30.87	31.38	32.29	31.69	413.73	

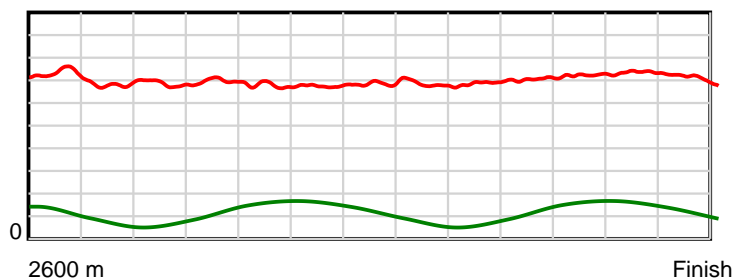
10 m Stride length



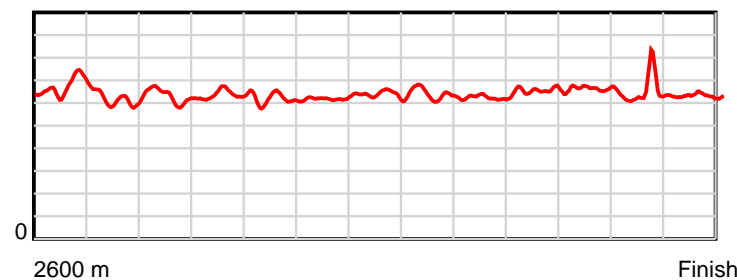
0.6 s Stride duration



20 m/sec Speed



100 % Stride efficiency



Note: Horizontal distance axis grid lines are 200m furlongs.

**Disclaimer.**

HRNZ and NZMTC and Thoroughbred Ratings Pty Ltd accepts no responsibility for the completeness or accuracy of any of the information contained herein, and makes no representations about its suitability for any particular purpose. Users should make their own judgements about those matters and/or seek independent advice. You assume all risks associated with use of the data provided on this page.