



Race Results

NZ Metropolitan Trotting Club Inc, HRNZ, April 11, 2024

Compilation date: April 11, 2024, 8:01:46 PM (NZST)

Copyright © 2024 HRNZ and NZMTC. All rights reserved.

Trademarks.

StrideMASTER is a registered trademark of Thoroughbred Ratings Pty Ltd.

Disclaimer.

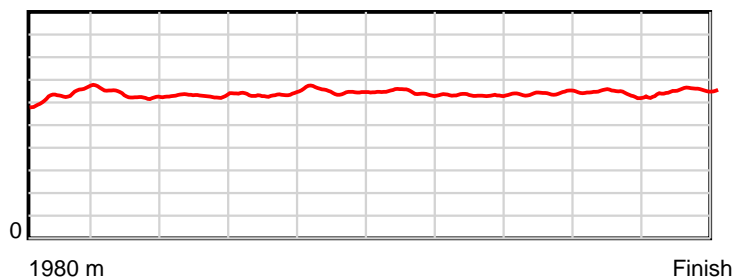
HRNZ and NZMTC and Thoroughbred Ratings Pty Ltd accepts no responsibility for the completeness or accuracy of any of the information contained herein, and makes no representations about its suitability for any particular purpose. Users should make their own judgements about those matters and/or seek independent advice. You assume all risks associated with use of the data provided on this page.

Race Results

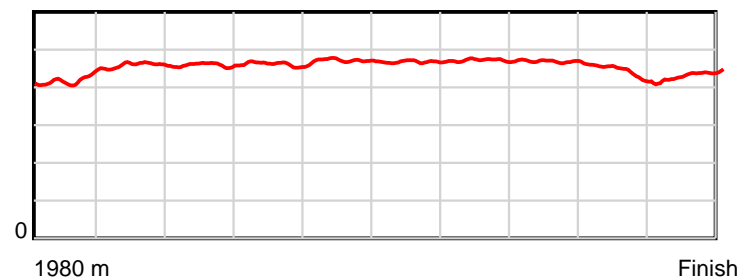
April 11, 2024, Race 4, GARRARDS MOBILE PACE, Distance 1980m, Addington - Survey 1980m

| Result | TAB no. | Horse (Barrier) | 1980 to | 1800m to | 1600m to | 1400m to | 1200m to | 1000m to | 800m to | 600m to | 400m to | 200m to | Total or | Margin |
|--------|---------|------------------------------|--------------|--------------|--------------|--------------|--------------|-------------|-------------|-------------|-------------|-----------|----------------|--------|
| 1st | 2 | Wish Me Luck (2) | 1800m | 1600m | 1400m | 1200m | 1000m | 800m | 600m | 400m | 200m | WP | Average | |
| | | Position in running (margin) | - | 7(3.5) | 8(9.7) | 7(6.5) | 6(4.8) | 4(3.3) | 4(2.9) | 4(2.9) | 4(3.4) | 4(2.1) | | 0.00 |
| | | Sectional time (s) | 12.27 | 14.99 | 14.76 | 14.65 | 14.78 | 14.92 | 15.06 | 14.97 | 13.97 | 13.20 | | |
| | | Cumulative time (s) | 143.57 | 131.30 | 116.31 | 101.55 | 86.90 | 72.12 | 57.20 | 42.14 | 27.17 | 13.20 | 2:23.57 | |
| | | Speed (m/s) | 14.67 | 13.34 | 13.55 | 13.65 | 13.53 | 13.40 | 13.28 | 13.36 | 14.32 | 15.15 | 13.79 | |
| | | Stride length (m) | 6.23 | 6.13 | 6.22 | 6.29 | 6.39 | 6.26 | 6.27 | 6.24 | 6.25 | 6.59 | 6.29 | |
| | | Stride duration (s) | 0.421 | 0.459 | 0.459 | 0.461 | 0.472 | 0.467 | 0.472 | 0.467 | 0.437 | 0.435 | 0.456 | |
| | | Stride efficiency (%) | 60.72 | 58.63 | 60.37 | 61.89 | 63.75 | 61.27 | 61.40 | 60.93 | 61.01 | 67.95 | 61.73 | |
| | | Stride count | 28.88 | 32.65 | 32.18 | 31.78 | 31.31 | 31.94 | 31.91 | 32.03 | 32.01 | 30.33 | 315.02 | |

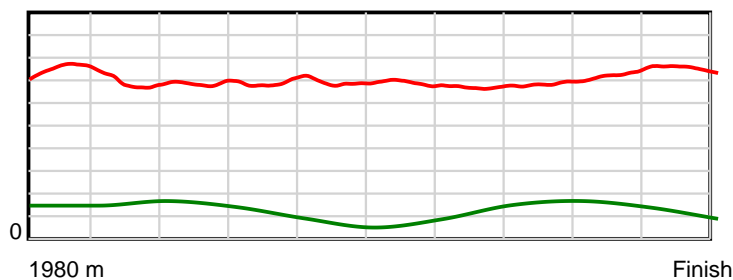
10 m Stride length



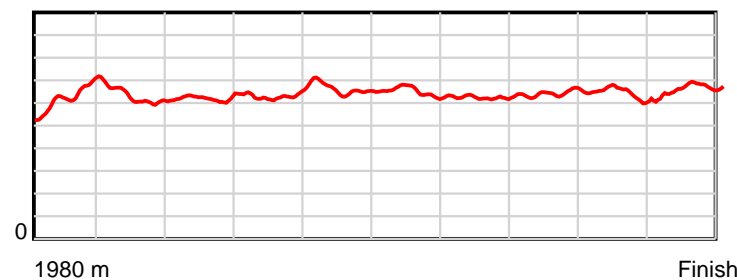
0.6 s Stride duration



20 m/sec Speed



100 % Stride efficiency



Note: Horizontal distance axis grid lines are 200m furlongs.

Disclaimer.

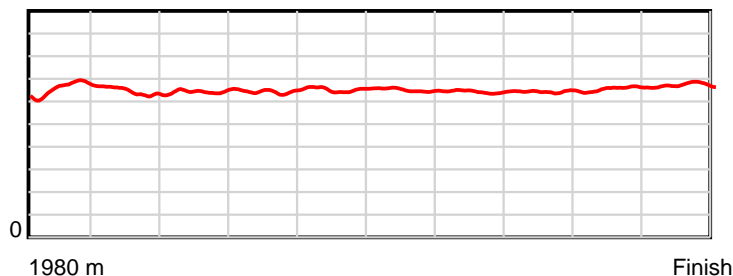
HRNZ and NZMTC and Thoroughbred Ratings Pty Ltd accepts no responsibility for the completeness or accuracy of any of the information contained herein, and makes no representations about its suitability for any particular purpose. Users should make their own judgements about those matters and/or seek independent advice. You assume all risks associated with use of the data provided on this page.

Race Results

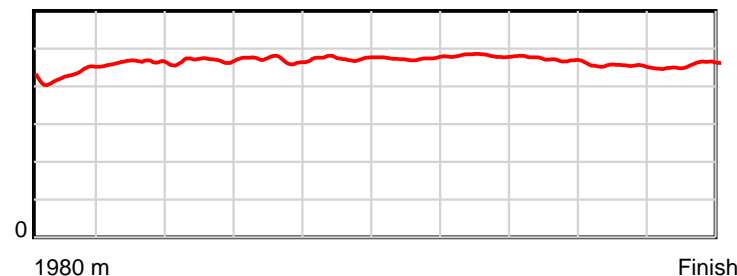
April 11, 2024, Race 4, GARRARDS MOBILE PACE, Distance 1980m, Addington - Survey 1980m

| Result | TAB no. | Horse (Barrier) | 1980 to | 1800m to | 1600m to | 1400m to | 1200m to | 1000m to | 800m to | 600m to | 400m to | 200m to | Total or | Margin |
|--------|---------|------------------------------|--------------|--------------|--------------|--------------|--------------|-------------|-------------|-------------|-------------|-----------|----------------|--------|
| 2nd | 7 | Teds Legacy (7) | 1800m | 1600m | 1400m | 1200m | 1000m | 800m | 600m | 400m | 200m | WP | Average | |
| | | Position in running (margin) | - | 5(1.4) | 5(7.2) | 4(4.1) | 3(2.4) | 2(1.2) | 2(0.5) | 2(0.5) | 2(1.3) | 2(0.5) | | 0.70 |
| | | Sectional time (s) | 11.85 | 14.92 | 14.77 | 14.66 | 14.84 | 14.87 | 15.05 | 15.02 | 14.05 | 13.68 | | |
| | | Cumulative time (s) | 143.71 | 131.86 | 116.94 | 102.17 | 87.51 | 72.67 | 57.80 | 42.75 | 27.73 | 13.68 | 2:23.71 | |
| | | Speed (m/s) | 15.20 | 13.40 | 13.54 | 13.64 | 13.48 | 13.45 | 13.29 | 13.32 | 14.23 | 14.62 | 13.78 | |
| | | Stride length (m) | 6.50 | 6.22 | 6.35 | 6.41 | 6.40 | 6.37 | 6.40 | 6.26 | 6.46 | 6.69 | 6.40 | |
| | | Stride duration (s) | 0.430 | 0.464 | 0.469 | 0.470 | 0.475 | 0.474 | 0.482 | 0.471 | 0.454 | 0.457 | 0.465 | |
| | | Stride efficiency (%) | 66.08 | 60.40 | 62.96 | 64.30 | 63.99 | 63.49 | 63.96 | 61.32 | 65.14 | 69.91 | 64.06 | |
| | | Stride count | 27.68 | 32.17 | 31.51 | 31.18 | 31.25 | 31.38 | 31.26 | 31.93 | 30.98 | 29.90 | 309.24 | |

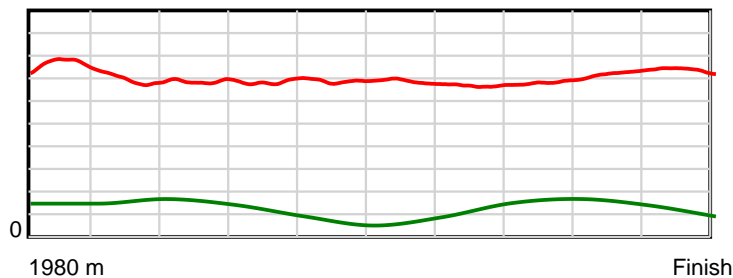
10 m Stride length



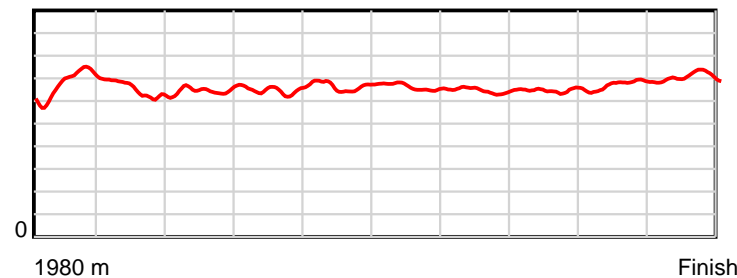
0.6 s Stride duration



20 m/sec Speed



100 % Stride efficiency



Note: Horizontal distance axis grid lines are 200m furlongs.

Disclaimer.

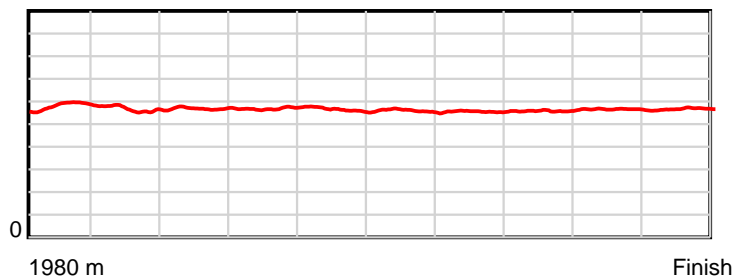
HRNZ and NZMTC and Thoroughbred Ratings Pty Ltd accepts no responsibility for the completeness or accuracy of any of the information contained herein, and makes no representations about its suitability for any particular purpose. Users should make their own judgements about those matters and/or seek independent advice. You assume all risks associated with use of the data provided on this page.

Race Results

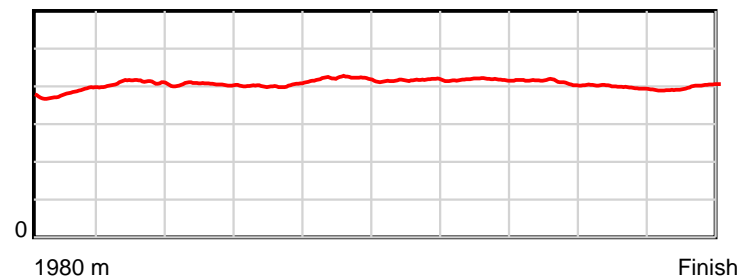
April 11, 2024, Race 4, GARRARDS MOBILE PACE, Distance 1980m, Addington - Survey 1980m

| Result | TAB no. | Horse (Barrier) | 1980 to | 1800m to | 1600m to | 1400m to | 1200m to | 1000m to | 800m to | 600m to | 400m to | 200m to | Total or | Margin |
|--------|---------|------------------------------|--------------|--------------|--------------|--------------|--------------|-------------|-------------|-------------|-------------|-----------|----------------|--------|
| 3rd | 8 | What A Minx (8) | 1800m | 1600m | 1400m | 1200m | 1000m | 800m | 600m | 400m | 200m | WP | Average | |
| | | Position in running (margin) | - | 6(1.9) | 6(8.4) | 6(4.6) | 1(0.0) | 1(0.0) | 1(0.0) | 1(0.0) | 1(0.0) | 1(0.0) | | 2.20 |
| | | Sectional time (s) | 11.99 | 15.05 | 14.64 | 14.18 | 15.03 | 15.00 | 15.04 | 14.90 | 14.19 | 13.97 | | |
| | | Cumulative time (s) | 143.99 | 132.00 | 116.95 | 102.31 | 88.13 | 73.10 | 58.10 | 43.06 | 28.16 | 13.97 | 2:23.99 | |
| | | Speed (m/s) | 15.02 | 13.29 | 13.66 | 14.10 | 13.31 | 13.33 | 13.30 | 13.42 | 14.09 | 14.32 | 13.75 | |
| | | Stride length (m) | 5.77 | 5.44 | 5.54 | 5.68 | 5.60 | 5.55 | 5.56 | 5.53 | 5.61 | 5.70 | 5.59 | |
| | | Stride duration (s) | 0.383 | 0.409 | 0.405 | 0.403 | 0.421 | 0.416 | 0.418 | 0.412 | 0.398 | 0.398 | 0.407 | |
| | | Stride efficiency (%) | 52.05 | 46.28 | 47.91 | 50.45 | 49.02 | 48.18 | 48.28 | 47.72 | 49.14 | 50.81 | 48.92 | |
| | | Stride count | 31.19 | 36.75 | 36.12 | 35.20 | 35.71 | 36.02 | 35.98 | 36.19 | 35.66 | 35.07 | 353.89 | |

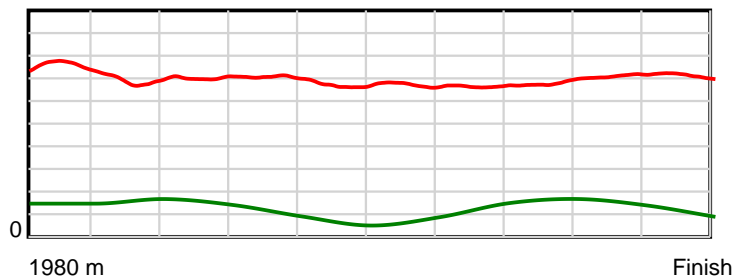
10 m Stride length



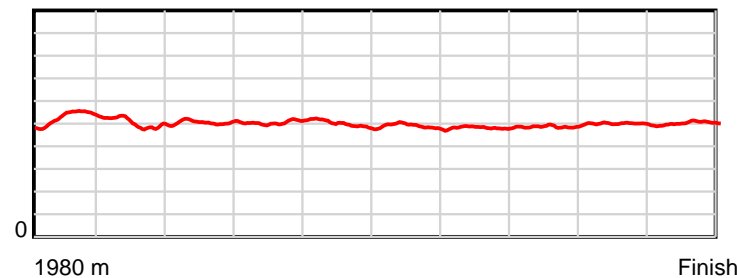
0.6 s Stride duration



20 m/sec Speed



100 % Stride efficiency



Note: Horizontal distance axis grid lines are 200m furlongs.

Disclaimer.

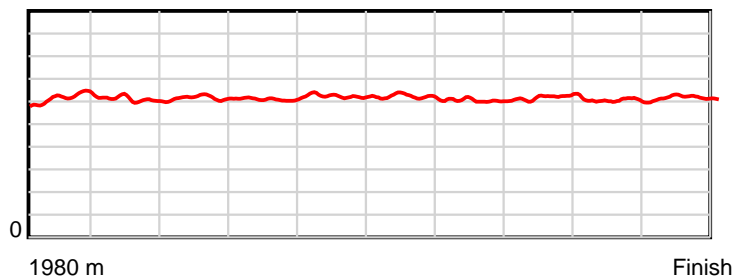
HRNZ and NZMTC and Thoroughbred Ratings Pty Ltd accepts no responsibility for the completeness or accuracy of any of the information contained herein, and makes no representations about its suitability for any particular purpose. Users should make their own judgements about those matters and/or seek independent advice. You assume all risks associated with use of the data provided on this page.

Race Results

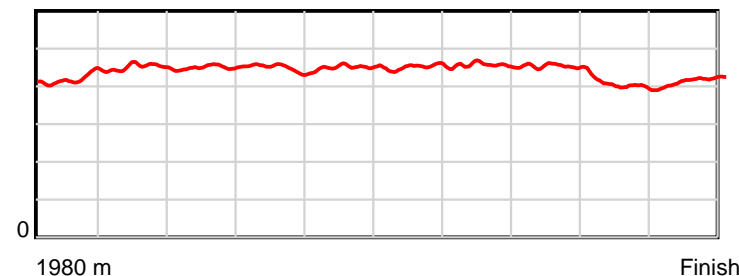
April 11, 2024, Race 4, GARRARDS MOBILE PACE, Distance 1980m, Addington - Survey 1980m

| Result | TAB no. | Horse (Barrier) | 1980 to | 1800m to | 1600m to | 1400m to | 1200m to | 1000m to | 800m to | 600m to | 400m to | 200m to | Total or | Margin |
|--------|---------|------------------------------|--------------|--------------|--------------|--------------|--------------|-------------|-------------|-------------|-------------|-----------|----------------|--------|
| 4th | 11 | Toby Tom B (11) | 1800m | 1600m | 1400m | 1200m | 1000m | 800m | 600m | 400m | 200m | WP | Average | |
| | | Position in running (margin) | - | 10(6.5) | 10(13.8) | 10(10.5) | 10(9.0) | 8(6.9) | 8(6.1) | 8(6.1) | 8(6.5) | 5(3.4) | | 2.30 |
| | | Sectional time (s) | 12.70 | 15.16 | 14.75 | 14.69 | 14.68 | 14.86 | 15.04 | 14.96 | 13.67 | 13.51 | | |
| | | Cumulative time (s) | 144.02 | 131.32 | 116.16 | 101.41 | 86.72 | 72.04 | 57.18 | 42.14 | 27.18 | 13.51 | 2:24.02 | |
| | | Speed (m/s) | 14.18 | 13.19 | 13.56 | 13.61 | 13.62 | 13.46 | 13.30 | 13.37 | 14.63 | 14.80 | 13.75 | |
| | | Stride length (m) | 6.13 | 5.95 | 6.10 | 6.10 | 6.15 | 6.06 | 6.07 | 6.05 | 5.87 | 6.18 | 6.06 | |
| | | Stride duration (s) | 0.420 | 0.451 | 0.450 | 0.448 | 0.451 | 0.450 | 0.457 | 0.452 | 0.401 | 0.417 | 0.441 | |
| | | Stride efficiency (%) | 58.69 | 55.24 | 58.15 | 58.20 | 59.09 | 57.35 | 57.66 | 57.12 | 53.80 | 59.68 | 57.45 | |
| | | Stride count | 29.37 | 33.64 | 32.79 | 32.77 | 32.53 | 33.01 | 32.92 | 33.08 | 34.09 | 32.36 | 326.56 | |

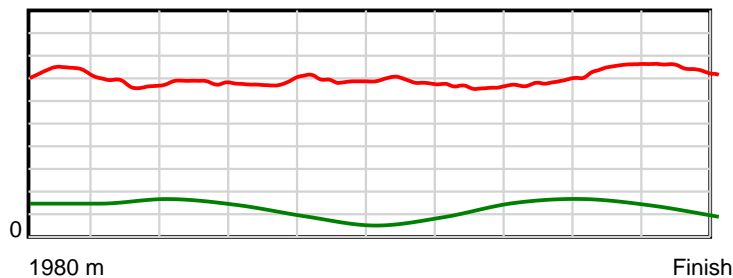
10 m Stride length



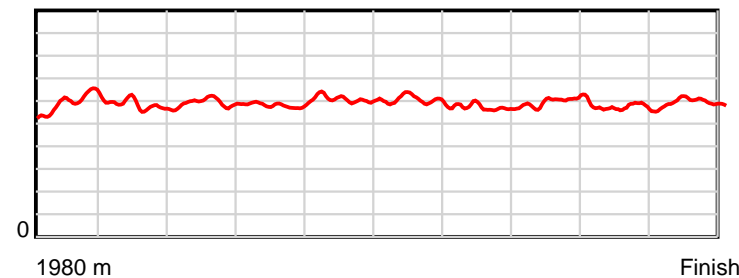
0.6 s Stride duration



20 m/sec Speed



100 % Stride efficiency



Note: Horizontal distance axis grid lines are 200m furlongs.

Disclaimer.

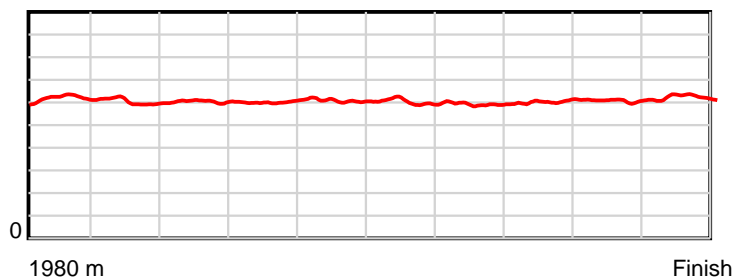
HRNZ and NZMTC and Thoroughbred Ratings Pty Ltd accepts no responsibility for the completeness or accuracy of any of the information contained herein, and makes no representations about its suitability for any particular purpose. Users should make their own judgements about those matters and/or seek independent advice. You assume all risks associated with use of the data provided on this page.

Race Results

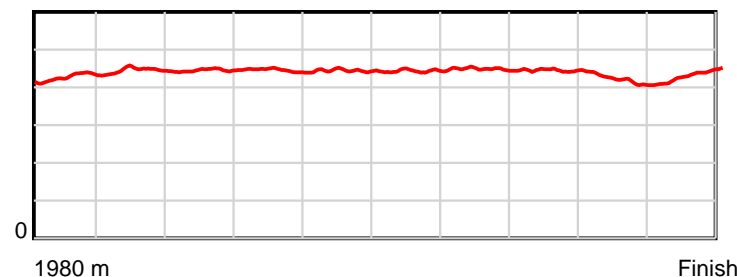
April 11, 2024, Race 4, GARRARDS MOBILE PACE, Distance 1980m, Addington - Survey 1980m

| Result | TAB no. | Horse (Barrier) | 1980 to | 1800m to | 1600m to | 1400m to | 1200m to | 1000m to | 800m to | 600m to | 400m to | 200m to | Total or | Margin |
|--------|---------|------------------------------|--------------|--------------|--------------|--------------|--------------|-------------|-------------|-------------|-------------|-----------|----------------|--------|
| 5th | 5 | Doctor Tim (5) | 1800m | 1600m | 1400m | 1200m | 1000m | 800m | 600m | 400m | 200m | WP | Average | |
| | | Position in running (margin) | - | 9(5.1) | 9(11.5) | 9(8.3) | 8(7.2) | 6(5.0) | 6(4.3) | 6(4.6) | 6(4.7) | 6(3.5) | | 4.80 |
| | | Sectional time (s) | 12.42 | 15.03 | 14.76 | 14.75 | 14.67 | 14.87 | 15.10 | 14.90 | 14.00 | 13.99 | | |
| | | Cumulative time (s) | 144.49 | 132.07 | 117.04 | 102.28 | 87.53 | 72.86 | 57.99 | 42.89 | 27.99 | 13.99 | 2:24.49 | |
| | | Speed (m/s) | 14.50 | 13.31 | 13.55 | 13.56 | 13.63 | 13.45 | 13.25 | 13.42 | 14.29 | 14.30 | 13.70 | |
| | | Stride length (m) | 6.19 | 5.93 | 6.03 | 6.04 | 6.06 | 5.96 | 5.94 | 5.97 | 5.98 | 6.21 | 6.03 | |
| | | Stride duration (s) | 0.428 | 0.445 | 0.445 | 0.445 | 0.445 | 0.443 | 0.449 | 0.445 | 0.419 | 0.434 | 0.440 | |
| | | Stride efficiency (%) | 59.79 | 54.86 | 56.81 | 57.01 | 57.38 | 55.50 | 55.16 | 55.76 | 55.95 | 60.27 | 56.79 | |
| | | Stride count | 29.10 | 33.75 | 33.17 | 33.11 | 33.00 | 33.56 | 33.66 | 33.48 | 33.42 | 32.20 | 328.45 | |

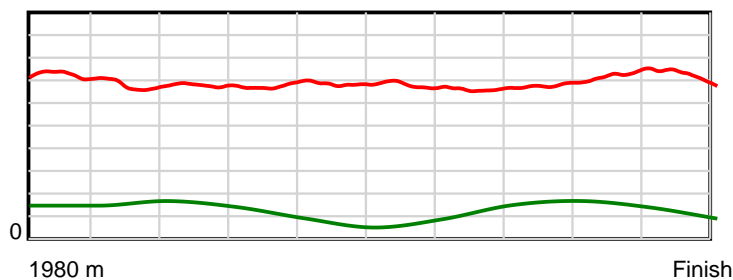
10 m Stride length



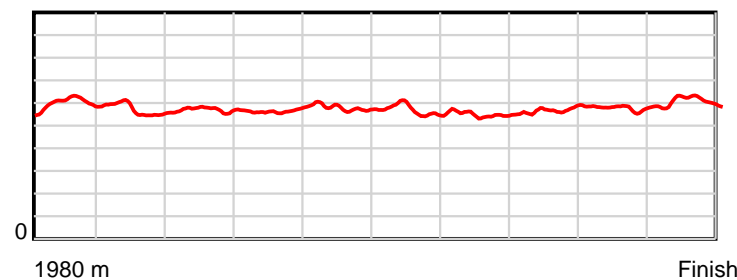
0.6 s Stride duration



20 m/sec Speed



100 % Stride efficiency



Note: Horizontal distance axis grid lines are 200m furlongs.

Disclaimer.

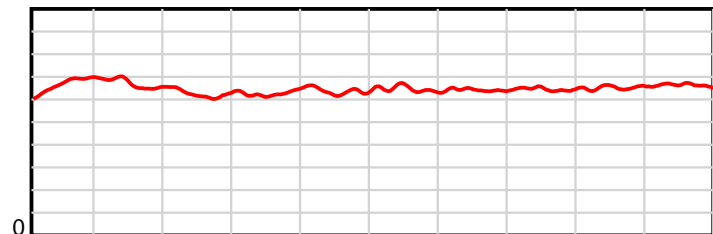
HRNZ and NZMTC and Thoroughbred Ratings Pty Ltd accepts no responsibility for the completeness or accuracy of any of the information contained herein, and makes no representations about its suitability for any particular purpose. Users should make their own judgements about those matters and/or seek independent advice. You assume all risks associated with use of the data provided on this page.

Race Results

April 11, 2024, Race 4, GARRARDS MOBILE PACE, Distance 1980m, Addington - Survey 1980m

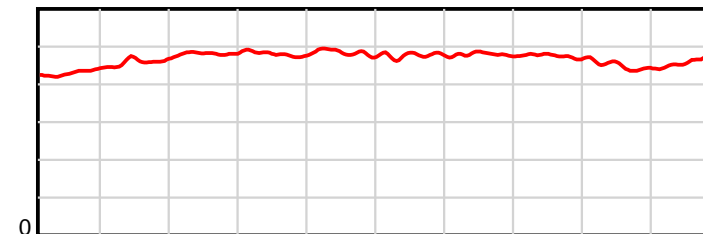
| Result | TAB no. | Horse (Barrier) | 1980 to | 1800m to | 1600m to | 1400m to | 1200m to | 1000m to | 800m to | 600m to | 400m to | 200m to | Total or | Margin |
|--------|---------|------------------------------|--------------|--------------|--------------|--------------|--------------|-------------|-------------|-------------|-------------|-----------|----------------|--------|
| 6th | 1 | Black Mach (1) | 1800m | 1600m | 1400m | 1200m | 1000m | 800m | 600m | 400m | 200m | WP | Average | |
| | | Position in running (margin) | - | 3(0.7) | 1(0.0) | 2(2.0) | 5(4.4) | 7(6.0) | 7(5.8) | 7(5.9) | 7(6.2) | 8(4.3) | | 6.10 |
| | | Sectional time (s) | 11.77 | 13.84 | 15.63 | 15.35 | 15.29 | 14.96 | 15.06 | 14.94 | 13.87 | 14.03 | | |
| | | Cumulative time (s) | 144.74 | 132.97 | 119.13 | 103.50 | 88.15 | 72.86 | 57.90 | 42.84 | 27.90 | 14.03 | 2:24.74 | |
| | | Speed (m/s) | 15.30 | 14.45 | 12.80 | 13.03 | 13.08 | 13.37 | 13.28 | 13.39 | 14.42 | 14.26 | 13.68 | |
| | | Stride length (m) | 6.58 | 6.65 | 6.17 | 6.26 | 6.34 | 6.37 | 6.37 | 6.36 | 6.45 | 6.62 | 6.41 | |
| | | Stride duration (s) | 0.431 | 0.460 | 0.482 | 0.480 | 0.484 | 0.477 | 0.480 | 0.475 | 0.448 | 0.465 | 0.469 | |
| | | Stride efficiency (%) | 67.73 | 69.12 | 59.42 | 61.25 | 62.74 | 63.43 | 63.41 | 63.28 | 65.07 | 68.55 | 64.26 | |
| | | Stride count | 27.34 | 30.07 | 32.43 | 31.95 | 31.56 | 31.39 | 31.40 | 31.43 | 30.99 | 30.20 | 308.76 | |

10 m Stride length



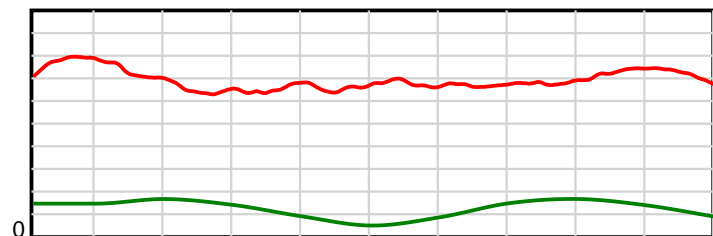
1980 m Finish

0.6 s Stride duration



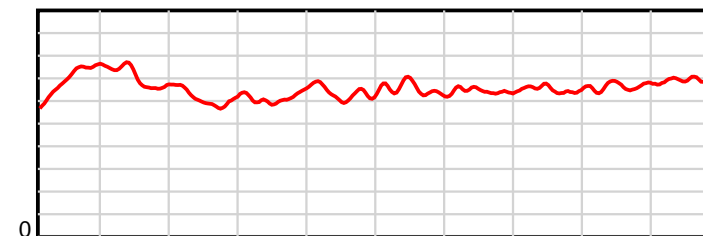
1980 m Finish

20 m/sec Speed



1980 m Finish

100 % Stride efficiency



1980 m Finish

Note: Horizontal distance axis grid lines are 200m furlongs.

Disclaimer.

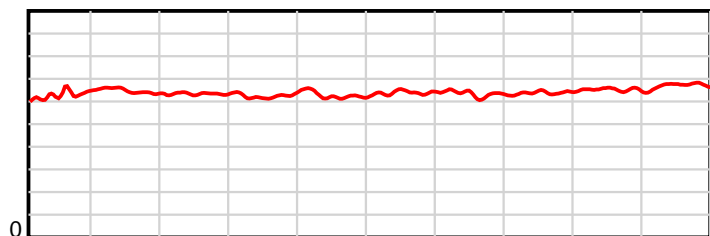
HRNZ and NZMTC and Thoroughbred Ratings Pty Ltd accepts no responsibility for the completeness or accuracy of any of the information contained herein, and makes no representations about its suitability for any particular purpose. Users should make their own judgements about those matters and/or seek independent advice. You assume all risks associated with use of the data provided on this page.

Race Results

April 11, 2024, Race 4, GARRARDS MOBILE PACE, Distance 1980m, Addington - Survey 1980m

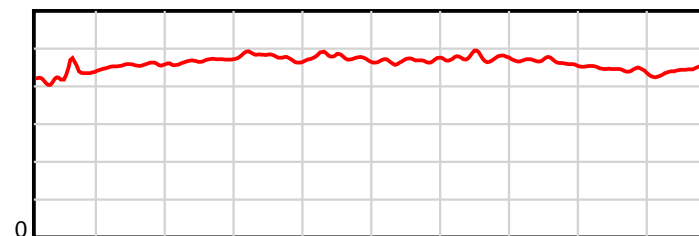
| Result | TAB no. | Horse (Barrier) | 1980 to | 1800m to | 1600m to | 1400m to | 1200m to | 1000m to | 800m to | 600m to | 400m to | 200m to | Total or | Margin |
|--------|---------|-------------------------------|--------------|--------------|--------------|--------------|--------------|-------------|-------------|-------------|-------------|-----------|----------------|--------|
| 7th | 10 | Gotta Elect Bi... (10) | 1800m | 1600m | 1400m | 1200m | 1000m | 800m | 600m | 400m | 200m | WP | Average | |
| | | Position in running (margin) | - | 11(7.6) | 7(9.5) | 8(6.6) | 9(8.6) | 11(10.5) | 11(10.2) | 11(10.2) | 11(10.2) | 11(8.9) | | 6.90 |
| | | Sectional time (s) | 12.74 | 14.28 | 14.81 | 15.28 | 15.33 | 14.95 | 15.06 | 14.89 | 13.98 | 13.56 | | |
| | | Cumulative time (s) | 144.88 | 132.14 | 117.86 | 103.05 | 87.77 | 72.44 | 57.49 | 42.43 | 27.54 | 13.56 | 2:24.88 | |
| | | Speed (m/s) | 14.13 | 14.01 | 13.50 | 13.09 | 13.05 | 13.38 | 13.28 | 13.43 | 14.31 | 14.75 | 13.67 | |
| | | Stride length (m) | 6.20 | 6.40 | 6.32 | 6.26 | 6.22 | 6.27 | 6.33 | 6.24 | 6.33 | 6.64 | 6.32 | |
| | | Stride duration (s) | 0.429 | 0.457 | 0.468 | 0.478 | 0.477 | 0.468 | 0.477 | 0.464 | 0.442 | 0.450 | 0.462 | |
| | | Stride efficiency (%) | 60.02 | 64.01 | 62.45 | 61.25 | 60.40 | 61.37 | 62.62 | 60.78 | 62.62 | 68.82 | 62.38 | |
| | | Stride count | 29.05 | 31.25 | 31.64 | 31.95 | 32.17 | 31.91 | 31.60 | 32.07 | 31.59 | 30.14 | 313.37 | |

10 m Stride length



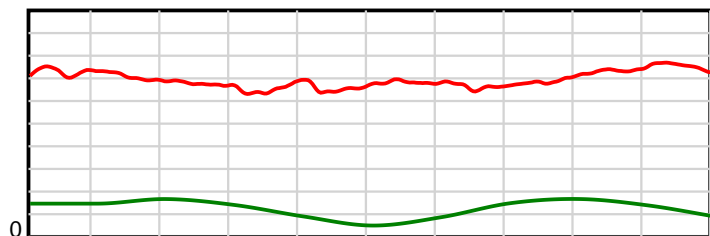
1980 m Finish

0.6 s Stride duration



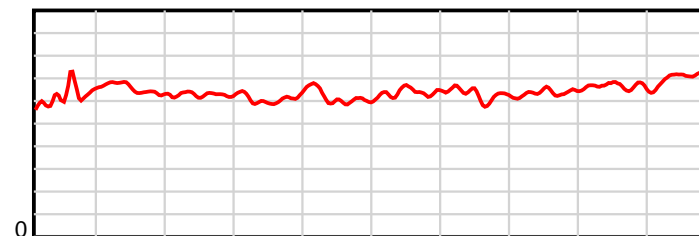
1980 m Finish

20 m/sec Speed



1980 m Finish

100 % Stride efficiency



1980 m Finish

Note: Horizontal distance axis grid lines are 200m furlongs.

Disclaimer.

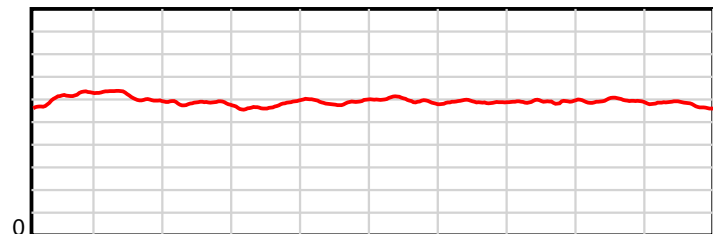
HRNZ and NZMTC and Thoroughbred Ratings Pty Ltd accepts no responsibility for the completeness or accuracy of any of the information contained herein, and makes no representations about its suitability for any particular purpose. Users should make their own judgements about those matters and/or seek independent advice. You assume all risks associated with use of the data provided on this page.

Race Results

April 11, 2024, Race 4, GARRARDS MOBILE PACE, Distance 1980m, Addington - Survey 1980m

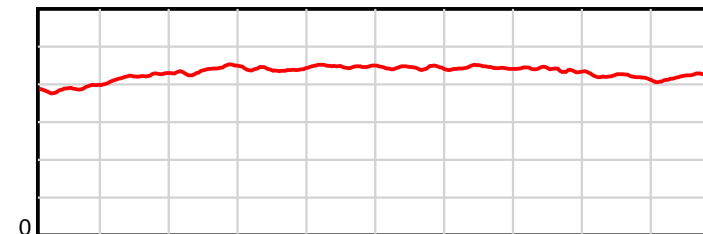
| Result | TAB no. | Horse (Barrier) | 1980 to | 1800m to | 1600m to | 1400m to | 1200m to | 1000m to | 800m to | 600m to | 400m to | 200m to | Total or | Margin |
|--------|---------|------------------------------|---------|----------|----------|----------|----------|----------|---------|---------|---------|---------|----------|--------|
| 8th | 3 | Judgement Bay (3) | 1800m | 1600m | 1400m | 1200m | 1000m | 800m | 600m | 400m | 200m | WP | Average | |
| | | Position in running (margin) | - | 1(0.0) | 2(0.5) | 1(0.0) | 4(2.6) | 5(3.8) | 5(3.6) | 5(3.8) | 5(4.4) | 7(3.8) | | 8.50 |
| | | Sectional time (s) | 11.61 | 14.03 | 15.21 | 15.38 | 15.22 | 14.98 | 15.07 | 14.99 | 14.08 | 14.62 | | |
| | | Cumulative time (s) | 145.19 | 133.58 | 119.55 | 104.34 | 88.96 | 73.74 | 58.76 | 43.69 | 28.70 | 14.62 | 2:25.19 | |
| | | Speed (m/s) | 15.51 | 14.26 | 13.15 | 13.00 | 13.14 | 13.35 | 13.27 | 13.34 | 14.20 | 13.68 | 13.64 | |
| | | Stride length (m) | 6.02 | 6.01 | 5.78 | 5.72 | 5.89 | 5.92 | 5.90 | 5.84 | 5.96 | 5.78 | 5.88 | |
| | | Stride duration (s) | 0.389 | 0.421 | 0.440 | 0.440 | 0.448 | 0.443 | 0.444 | 0.437 | 0.419 | 0.423 | 0.431 | |
| | | Stride efficiency (%) | 56.72 | 56.39 | 52.24 | 51.12 | 54.13 | 54.75 | 54.35 | 53.21 | 55.43 | 52.24 | 53.99 | |
| | | Stride count | 29.88 | 33.29 | 34.59 | 34.97 | 33.98 | 33.79 | 33.91 | 34.28 | 33.58 | 34.59 | 336.86 | |

10 m Stride length



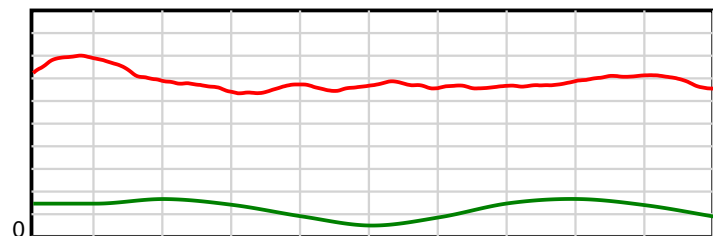
1980 m Finish

0.6 s Stride duration



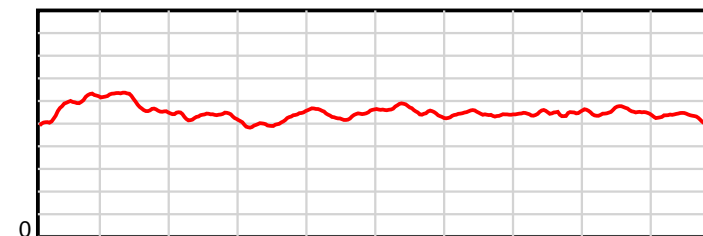
1980 m Finish

20 m/sec Speed



1980 m Finish

100 % Stride efficiency



1980 m Finish

Note: Horizontal distance axis grid lines are 200m furlongs.

Disclaimer.

HRNZ and NZMTC and Thoroughbred Ratings Pty Ltd accepts no responsibility for the completeness or accuracy of any of the information contained herein, and makes no representations about its suitability for any particular purpose. Users should make their own judgements about those matters and/or seek independent advice. You assume all risks associated with use of the data provided on this page.

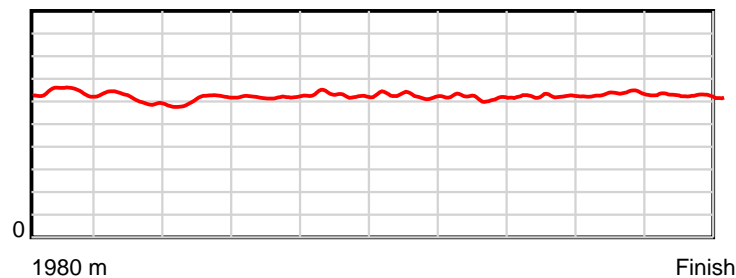


Race Results

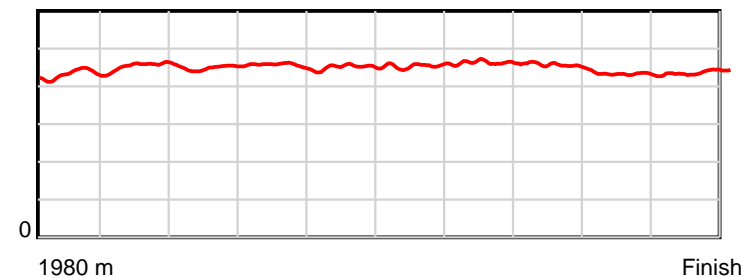
April 11, 2024, Race 4, GARRARDS MOBILE PACE, Distance 1980m, Addington - Survey 1980m

| Result | TAB no. | Horse (Barrier) | 1980 to | 1800m to | 1600m to | 1400m to | 1200m to | 1000m to | 800m to | 600m to | 400m to | 200m to | Total or | Margin |
|--------|---------|------------------------------|---------|----------|----------|----------|----------|----------|---------|---------|---------|---------|----------|--------|
| 9th | 9 | Shepherds Deli... (9) | 1800m | 1600m | 1400m | 1200m | 1000m | 800m | 600m | 400m | 200m | WP | Average | |
| | | Position in running (margin) | - | 8(4.2) | 11(14.8) | 11(12.9) | 11(11.4) | 10(9.0) | 10(8.0) | 10(8.1) | 10(8.7) | 9(7.9) | | 8.60 |
| | | Sectional time (s) | 12.31 | 15.72 | 14.96 | 14.70 | 14.62 | 14.84 | 15.07 | 14.99 | 14.05 | 13.94 | | |
| | | Cumulative time (s) | 145.20 | 132.89 | 117.17 | 102.21 | 87.51 | 72.89 | 58.05 | 42.98 | 27.99 | 13.94 | 2:25.20 | |
| | | Speed (m/s) | 14.63 | 12.72 | 13.37 | 13.61 | 13.68 | 13.48 | 13.27 | 13.34 | 14.23 | 14.35 | 13.64 | |
| | | Stride length (m) | 6.34 | 5.79 | 6.00 | 6.19 | 6.18 | 6.12 | 6.14 | 6.07 | 6.15 | 6.28 | 6.12 | |
| | | Stride duration (s) | 0.432 | 0.455 | 0.449 | 0.455 | 0.452 | 0.454 | 0.463 | 0.455 | 0.432 | 0.438 | 0.449 | |
| | | Stride efficiency (%) | 62.75 | 52.46 | 56.27 | 59.96 | 59.70 | 58.60 | 58.97 | 57.49 | 59.06 | 61.62 | 58.55 | |
| | | Stride count | 28.41 | 34.52 | 33.33 | 32.29 | 32.36 | 32.66 | 32.56 | 32.97 | 32.53 | 31.85 | 323.48 | |

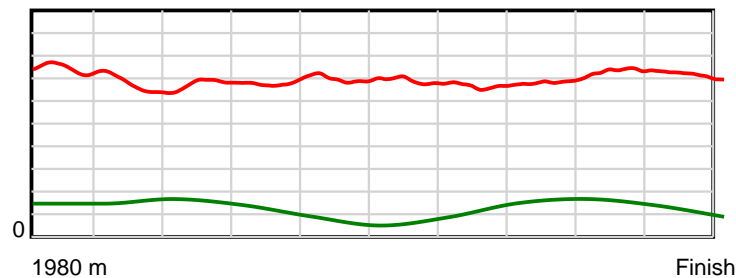
10 m Stride length



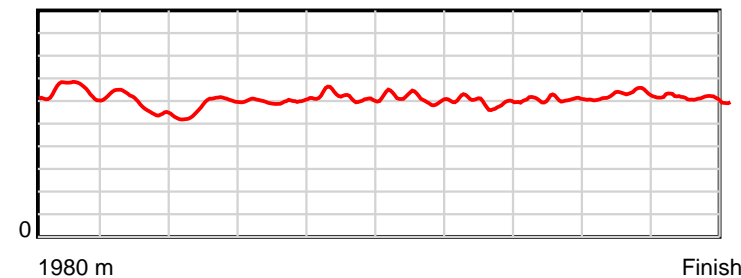
0.6 s Stride duration



20 m/sec Speed



100 % Stride efficiency



Note: Horizontal distance axis grid lines are 200m furlongs.

Disclaimer.

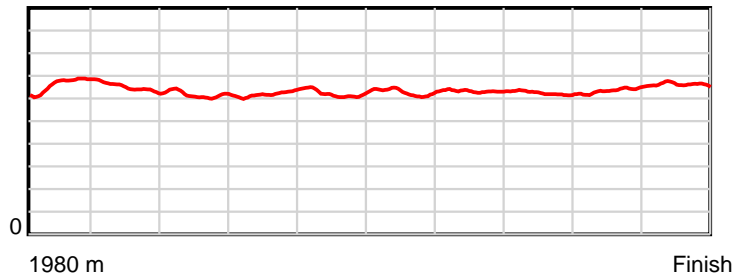
HRNZ and NZMTC and Thoroughbred Ratings Pty Ltd accepts no responsibility for the completeness or accuracy of any of the information contained herein, and makes no representations about its suitability for any particular purpose. Users should make their own judgements about those matters and/or seek independent advice. You assume all risks associated with use of the data provided on this page.

Race Results

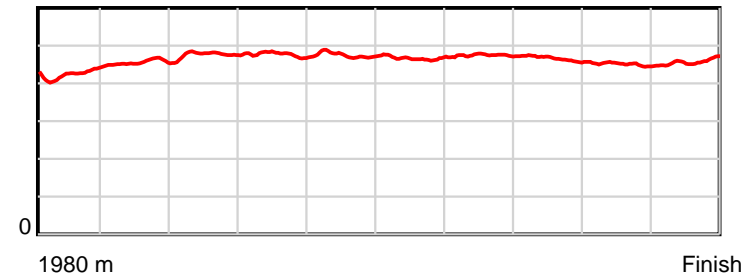
April 11, 2024, Race 4, GARRARDS MOBILE PACE, Distance 1980m, Addington - Survey 1980m

| Result | TAB no. | Horse (Barrier) | 1980 to | 1800m to | 1600m to | 1400m to | 1200m to | 1000m to | 800m to | 600m to | 400m to | 200m to | Total or | Margin |
|--------|---------|------------------------------|---------|----------|----------|----------|----------|----------|---------|---------|---------|---------|----------|--------|
| 10th | 6 | Kiwi Hero (6) | 1800m | 1600m | 1400m | 1200m | 1000m | 800m | 600m | 400m | 200m | WP | Average | |
| | | Position in running (margin) | - | 2(0.2) | 3(3.1) | 5(4.2) | 7(6.9) | 9(8.3) | 9(7.3) | 9(7.8) | 9(8.7) | 10(8.5) | | 9.00 |
| | | Sectional time (s) | 11.64 | 14.44 | 15.48 | 15.39 | 15.26 | 14.84 | 15.12 | 15.04 | 14.15 | 13.93 | | |
| | | Cumulative time (s) | 145.29 | 133.65 | 119.21 | 103.73 | 88.34 | 73.08 | 58.24 | 43.12 | 28.08 | 13.93 | 2:25.29 | |
| | | Speed (m/s) | 15.47 | 13.85 | 12.92 | 13.00 | 13.11 | 13.48 | 13.23 | 13.30 | 14.13 | 14.36 | 13.63 | |
| | | Stride length (m) | 6.53 | 6.31 | 6.17 | 6.19 | 6.22 | 6.29 | 6.26 | 6.19 | 6.36 | 6.59 | 6.31 | |
| | | Stride duration (s) | 0.424 | 0.456 | 0.477 | 0.476 | 0.475 | 0.467 | 0.473 | 0.465 | 0.450 | 0.459 | 0.463 | |
| | | Stride efficiency (%) | 66.69 | 62.21 | 59.47 | 59.83 | 60.50 | 61.77 | 61.31 | 59.83 | 63.27 | 67.81 | 62.14 | |
| | | Stride count | 27.55 | 31.70 | 32.42 | 32.32 | 32.14 | 31.81 | 31.93 | 32.32 | 31.43 | 30.36 | 313.98 | |

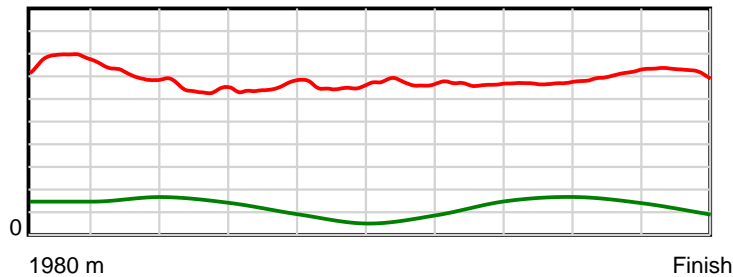
10 m Stride length



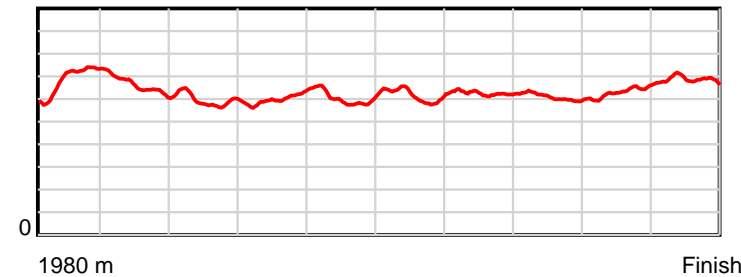
0.6 s Stride duration



20 m/sec Speed



100 % Stride efficiency



Note: Horizontal distance axis grid lines are 200m furlongs.

Disclaimer.

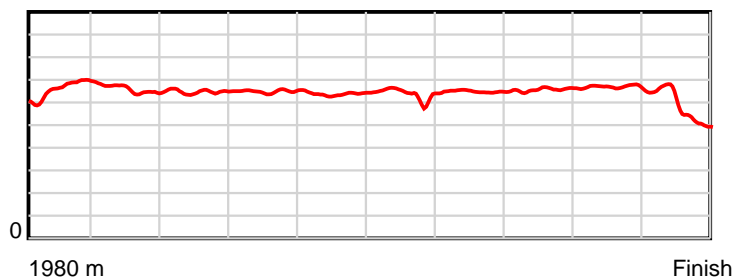
HRNZ and NZMTC and Thoroughbred Ratings Pty Ltd accepts no responsibility for the completeness or accuracy of any of the information contained herein, and makes no representations about its suitability for any particular purpose. Users should make their own judgements about those matters and/or seek independent advice. You assume all risks associated with use of the data provided on this page.

Race Results

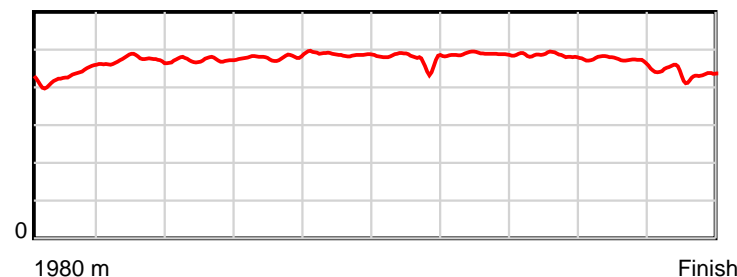
April 11, 2024, Race 4, GARRARDS MOBILE PACE, Distance 1980m, Addington - Survey 1980m

| Result | TAB no. | Horse (Barrier) | 1980 to | 1800m to | 1600m to | 1400m to | 1200m to | 1000m to | 800m to | 600m to | 400m to | 200m to | Total or | Margin |
|--------|---------|------------------------------|---------|----------|----------|----------|----------|----------|---------|---------|---------|---------|----------|--------|
| 11th | 4 | My Friend Loui... (4) | 1800m | 1600m | 1400m | 1200m | 1000m | 800m | 600m | 400m | 200m | WP | Average | |
| | | Position in running (margin) | - | 4(0.9) | 4(5.8) | 3(2.1) | 2(1.1) | 3(1.7) | 3(1.8) | 3(2.0) | 3(2.2) | 3(1.9) | | 9.10 |
| | | Sectional time (s) | 11.78 | 14.77 | 14.68 | 14.77 | 15.13 | 15.02 | 15.07 | 14.93 | 14.14 | 15.02 | | |
| | | Cumulative time (s) | 145.31 | 133.53 | 118.76 | 104.08 | 89.31 | 74.18 | 59.16 | 44.09 | 29.16 | 15.02 | 2:25.31 | |
| | | Speed (m/s) | 15.29 | 13.54 | 13.62 | 13.54 | 13.22 | 13.32 | 13.27 | 13.40 | 14.14 | 13.32 | 13.63 | |
| | | Stride length (m) | 6.58 | 6.40 | 6.45 | 6.52 | 6.43 | 6.32 | 6.48 | 6.49 | 6.67 | 5.81 | 6.40 | |
| | | Stride duration (s) | 0.431 | 0.472 | 0.473 | 0.481 | 0.486 | 0.475 | 0.488 | 0.484 | 0.471 | 0.436 | 0.470 | |
| | | Stride efficiency (%) | 67.69 | 63.95 | 64.92 | 66.34 | 64.60 | 62.47 | 65.58 | 65.80 | 69.45 | 52.74 | 64.08 | |
| | | Stride count | 27.35 | 31.26 | 31.03 | 30.70 | 31.11 | 31.63 | 30.87 | 30.82 | 30.00 | 34.43 | 309.20 | |

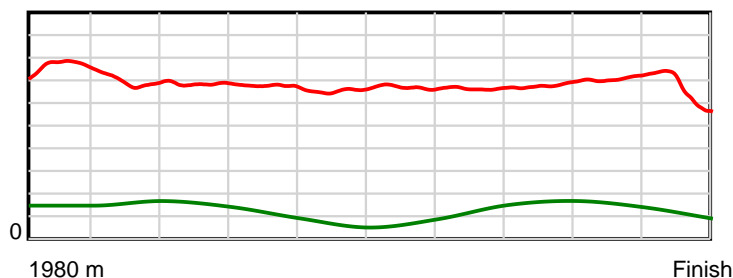
10 m Stride length



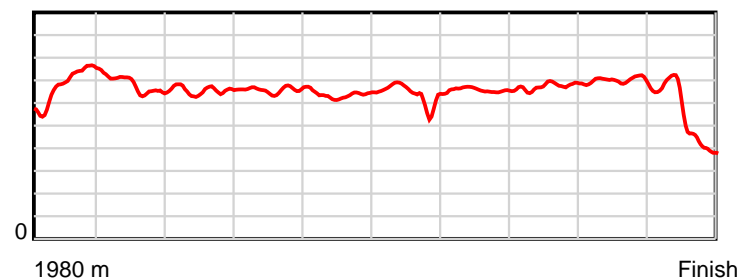
0.6 s Stride duration



20 m/sec Speed



100 % Stride efficiency



Note: Horizontal distance axis grid lines are 200m furlongs.

Disclaimer.

HRNZ and NZMTC and Thoroughbred Ratings Pty Ltd accepts no responsibility for the completeness or accuracy of any of the information contained herein, and makes no representations about its suitability for any particular purpose. Users should make their own judgements about those matters and/or seek independent advice. You assume all risks associated with use of the data provided on this page.