



Race Results

NZ Metropolitan Trotting Club Inc, HRNZ, April 11, 2024

Compilation date: April 11, 2024, 8:40:47 PM (NZST)

Copyright © 2024 HRNZ and NZMTC. All rights reserved.

Trademarks.

StrideMASTER is a registered trademark of Thoroughbred Ratings Pty Ltd.

Disclaimer.

HRNZ and NZMTC and Thoroughbred Ratings Pty Ltd accepts no responsibility for the completeness or accuracy of any of the information contained herein, and makes no representations about its suitability for any particular purpose. Users should make their own judgements about those matters and/or seek independent advice. You assume all risks associated with use of the data provided on this page.



Race Results



April 11, 2024, Race 8, , Distance 2600m, Addington - Survey 3200m

Result	TAB no.	Horse (Barrier)	2600 to	2400m to
1st	2	Who's Queen (3)	2400m	2200m
		Position in running (margin)	-	1(0.0)
		Sectional time (s)	16.88	16.54
		Cumulative time (s)	201.52	184.64
		Speed (m/s)	11.85	12.09
		Stride length (m)	5.08	5.33
		Stride duration (s)	0.428	0.441
		Stride efficiency (%)	40.25	44.47
		Stride count	39.41	37.49

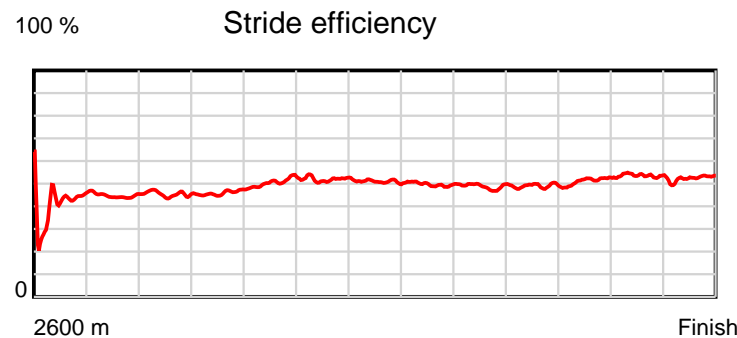
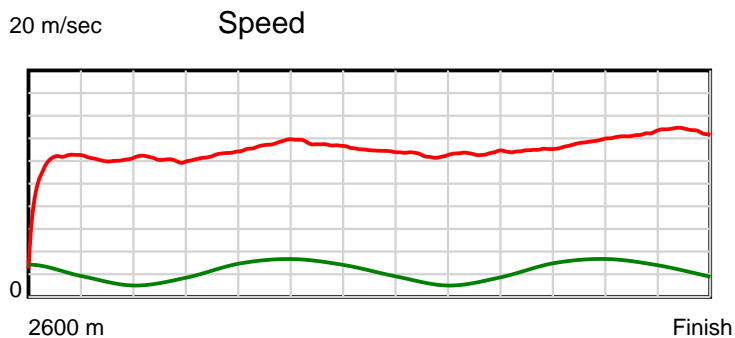
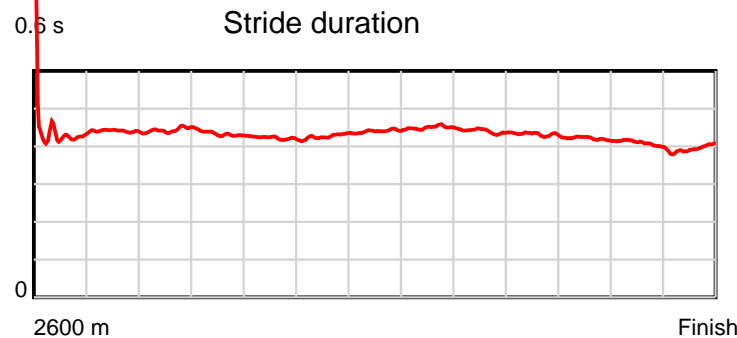
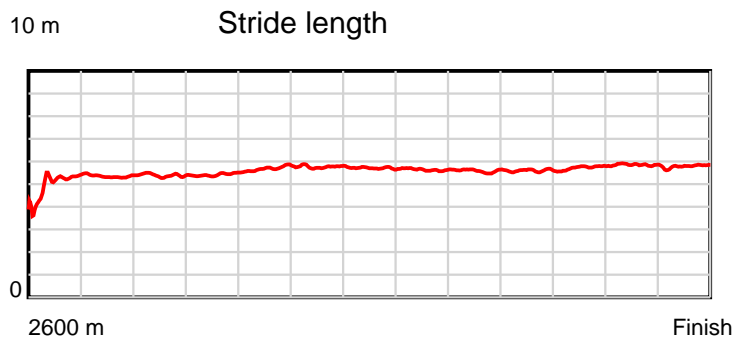
Disclaimer.

HRNZ and NZMTC and Thoroughbred Ratings Pty Ltd accepts no responsibility for the completeness or accuracy of any of the information contained herein, and makes no representations about its suitability for any particular purpose. Users should make their own judgements about those matters and/or seek independent advice. You assume all risks associated with use of the data provided on this page.

Race Results

April 11, 2024, Race 8, , Distance 2600m, Addington - Survey 3200m

Result	TAB no.	Horse (Barrier)	2200m to	2000m to	1800m to	1600m to	1400m to	1200m to	1000m to	800m to	600m to	400m to	200m to	Total or	Margin
1st	2	Who's Queen (3)	2000m	1800m	1600m	1400m	1200m	1000m	800m	600m	400m	200m	WP	Average	
		Position in running (margin)	1(0.0)	1(0.0)	3(2.0)	3(3.0)	3(2.9)	3(2.0)	3(2.0)	3(2.1)	3(1.9)	4(2.7)	4(2.1)		0.00
		Sectional time (s)	16.81	16.06	15.01	14.78	15.51	15.98	15.99	15.51	14.86	13.87	13.72		
		Cumulative time (s)	168.10	151.29	135.23	120.22	105.44	89.93	73.95	57.96	42.45	27.59	13.72	3:21.52	
		Speed (m/s)	11.90	12.45	13.32	13.53	12.89	12.52	12.51	12.89	13.46	14.42	14.58	12.90	
		Stride length (m)	5.27	5.40	5.63	5.77	5.68	5.63	5.50	5.57	5.66	5.88	5.75	5.54	
		Stride duration (s)	0.443	0.433	0.422	0.426	0.440	0.450	0.440	0.432	0.420	0.408	0.394	0.430	
		Stride efficiency (%)	43.48	45.52	49.45	52.03	50.42	49.59	47.33	48.47	50.03	54.12	51.58	47.98	
		Stride count	37.92	37.06	35.55	34.66	35.21	35.50	36.34	35.91	35.35	33.99	34.81	469.20	



Note: Horizontal distance axis grid lines are 200m furlongs.

Disclaimer.

HRNZ and NZMTC and Thoroughbred Ratings Pty Ltd accepts no responsibility for the completeness or accuracy of any of the information contained herein, and makes no representations about its suitability for any particular purpose. Users should make their own judgements about those matters and/or seek independent advice. You assume all risks associated with use of the data provided on this page.



Race Results



April 11, 2024, Race 8, , Distance 2600m, Addington - Survey 3200m

Result	TAB no.	Horse (Barrier)	2600 to	2400m to
2nd	4	Tu Tangata (5)	2400m	2200m
		Position in running (margin)	-	5(9.1)
		Sectional time (s)	18.39	16.53
		Cumulative time (s)	201.58	183.19
		Speed (m/s)	10.87	12.10
		Stride length (m)	4.86	5.34
		Stride duration (s)	0.438	0.441
		Stride efficiency (%)	36.96	44.50
		Stride count	41.12	37.48

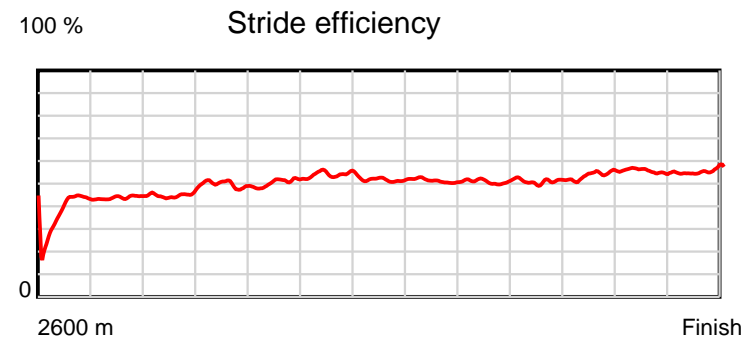
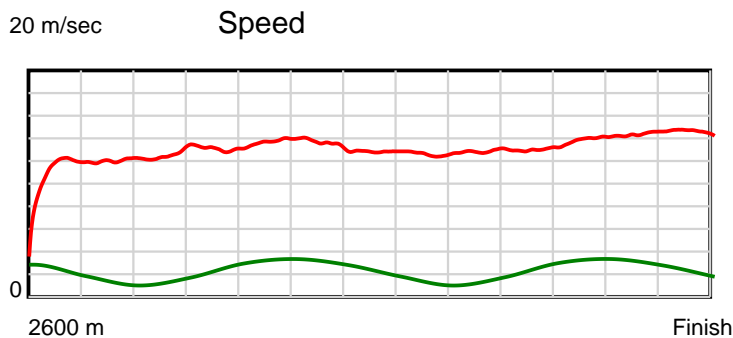
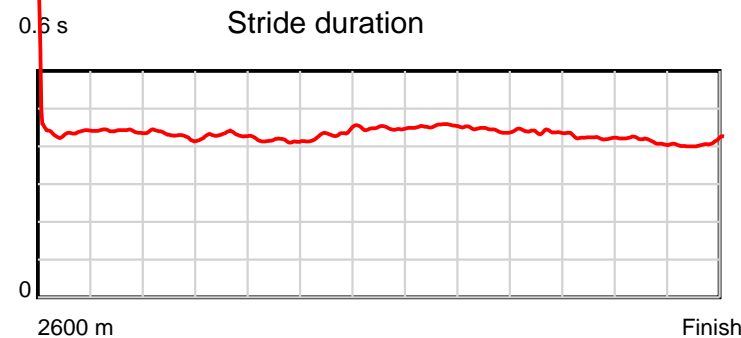
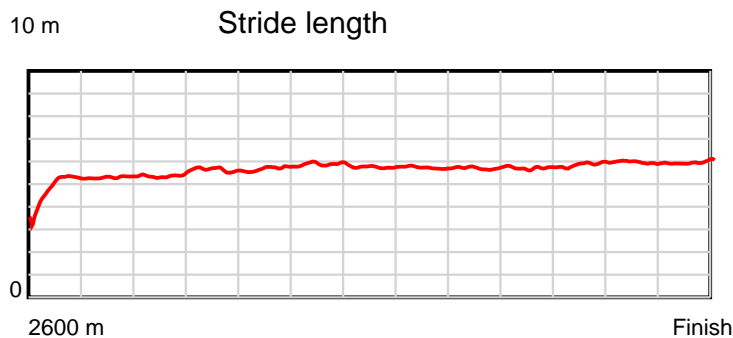
Disclaimer.

HRNZ and NZMTC and Thoroughbred Ratings Pty Ltd accepts no responsibility for the completeness or accuracy of any of the information contained herein, and makes no representations about its suitability for any particular purpose. Users should make their own judgements about those matters and/or seek independent advice. You assume all risks associated with use of the data provided on this page.

Race Results

April 11, 2024, Race 8, , Distance 2600m, Addington - Survey 3200m

Result	TAB no.	Horse (Barrier)	2200m to	2000m to	1800m to	1600m to	1400m to	1200m to	1000m to	800m to	600m to	400m to	200m to	Total or	Margin
2nd	4	Tu Tangata (5)	2000m	1800m	1600m	1400m	1200m	1000m	800m	600m	400m	200m	WP	Average	
		Position in running (margin)	6(9.1)	6(6.5)	4(3.8)	4(4.1)	4(4.2)	4(3.7)	4(3.6)	4(3.2)	4(2.1)	3(1.6)	3(2.1)		0.30
		Sectional time (s)	16.39	15.27	14.91	14.80	15.57	15.96	15.91	15.35	14.66	14.03	13.81		
		Cumulative time (s)	166.66	150.27	135.00	120.09	105.29	89.72	73.76	57.85	42.50	27.84	13.81	3:21.58	
		Speed (m/s)	12.20	13.10	13.41	13.51	12.85	12.53	12.57	13.03	13.64	14.26	14.48	12.90	
		Stride length (m)	5.25	5.64	5.57	5.84	5.75	5.69	5.58	5.72	5.77	5.90	5.90	5.59	
		Stride duration (s)	0.430	0.430	0.415	0.432	0.448	0.454	0.444	0.439	0.423	0.414	0.408	0.433	
		Stride efficiency (%)	43.09	49.63	48.52	53.38	51.67	50.54	48.72	51.09	51.98	54.48	54.41	48.75	
		Stride count	38.09	35.49	35.89	34.22	34.78	35.17	35.82	34.98	34.68	33.87	33.89	465.48	



Note: Horizontal distance axis grid lines are 200m furlongs.

Disclaimer.

HRNZ and NZMTC and Thoroughbred Ratings Pty Ltd accepts no responsibility for the completeness or accuracy of any of the information contained herein, and makes no representations about its suitability for any particular purpose. Users should make their own judgements about those matters and/or seek independent advice. You assume all risks associated with use of the data provided on this page.



Race Results



April 11, 2024, Race 8, , Distance 2600m, Addington - Survey 3200m

Result	TAB no.	Horse (Barrier)	2600 to	2400m to
3rd	8	Andy Hall (0)	2400m	2200m
		Position in running (margin)	-	7(11.1)
		Sectional time (s)	18.82	16.10
		Cumulative time (s)	201.75	182.93
		Speed (m/s)	10.63	12.42
		Stride length (m)	0.00	23.42
		Stride duration (s)	0.000	1.885
		Stride efficiency (%)	0.00	857.47
		Stride count	0.00	8.54


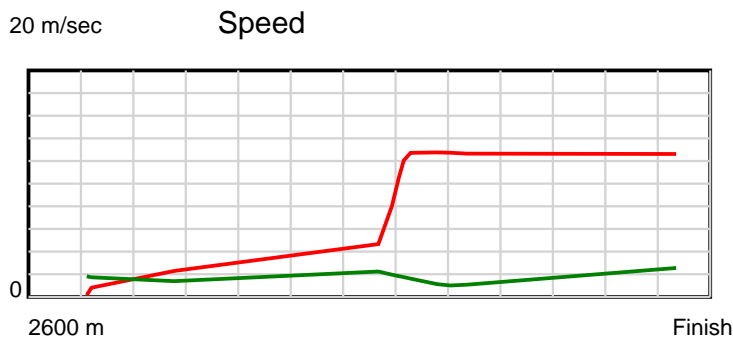
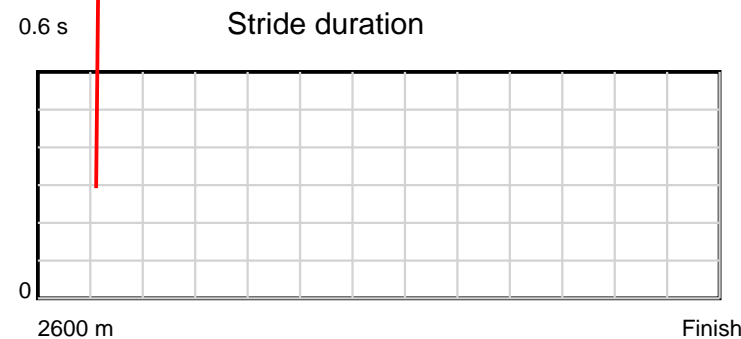
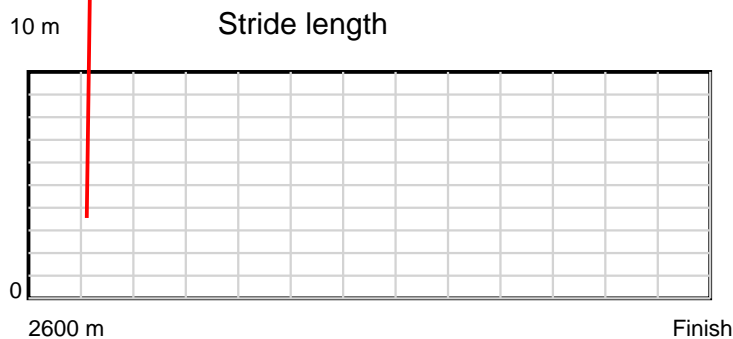
Disclaimer.

HRNZ and NZMTC and Thoroughbred Ratings Pty Ltd accepts no responsibility for the completeness or accuracy of any of the information contained herein, and makes no representations about its suitability for any particular purpose. Users should make their own judgements about those matters and/or seek independent advice. You assume all risks associated with use of the data provided on this page.

Race Results

April 11, 2024, Race 8, , Distance 2600m, Addington - Survey 3200m

Result	TAB no.	Horse (Barrier)	2200m to	2000m to	1800m to	1600m to	1400m to	1200m to	1000m to	800m to	600m to	400m to	200m to	Total or	Margin
3rd	8	Andy Hall (0)	2000m	1800m	1600m	1400m	1200m	1000m	800m	600m	400m	200m	WP	Average	
		Position in running (margin)	5(8.4)	4(3.6)	2(1.0)	1(0.0)	2(2.1)	2(1.6)	2(1.9)	2(1.4)	2(0.4)	1(0.0)	2(0.3)		1.20
		Sectional time (s)	16.01	15.29	14.68	15.15	15.57	16.02	15.90	15.37	14.66	14.01	14.17		
		Cumulative time (s)	166.83	150.82	135.53	120.85	105.70	90.13	74.11	58.21	42.84	28.18	14.17	3:21.75	
		Speed (m/s)	12.49	13.08	13.62	13.20	12.85	12.48	12.58	13.01	13.64	14.28	14.11	12.89	
		Stride length (m)	23.83	324.37	337.79	327.42	213.06	30.02	58.67	65.16	68.31	71.49	231.23	65.96	
		Stride duration (s)	1.908	24.800	24.800	24.800	16.582	2.405	4.665	5.009	5.009	5.009	16.378	5.118	
		Stride efficiency (%)	887.55	164414.77	178300.61	167522.52	70933.84	1408.50	5379.52	6634.72	7292.76	7986.40	83549.59	6797.93	
		Stride count	8.39	0.62	0.59	0.61	0.94	6.66	3.41	3.07	2.93	2.80	0.86	39.42	



Note: Horizontal distance axis grid lines are 200m furlongs.

Disclaimer.

HRNZ and NZMTC and Thoroughbred Ratings Pty Ltd accepts no responsibility for the completeness or accuracy of any of the information contained herein, and makes no representations about its suitability for any particular purpose. Users should make their own judgements about those matters and/or seek independent advice. You assume all risks associated with use of the data provided on this page.



Race Results



April 11, 2024, Race 8, , Distance 2600m, Addington - Survey 3200m

Result	TAB no.	Horse (Barrier)	2600 to	2400m to
4th	3	Mixed Faith (4)	2400m	2200m
		Position in running (margin)	-	3(4.2)
		Sectional time (s)	17.66	16.62
		Cumulative time (s)	201.87	184.21
		Speed (m/s)	11.32	12.03
		Stride length (m)	5.48	5.72
		Stride duration (s)	0.482	0.475
		Stride efficiency (%)	46.92	51.10
		Stride count	36.50	34.97

Disclaimer.

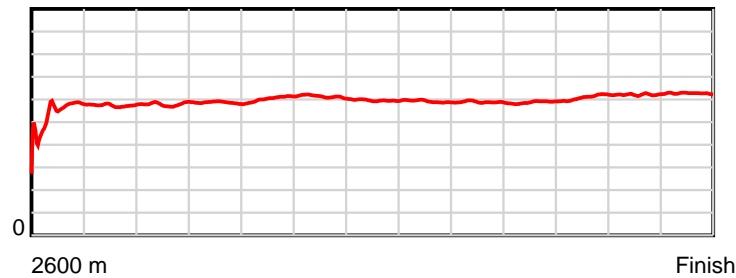
HRNZ and NZMTC and Thoroughbred Ratings Pty Ltd accepts no responsibility for the completeness or accuracy of any of the information contained herein, and makes no representations about its suitability for any particular purpose. Users should make their own judgements about those matters and/or seek independent advice. You assume all risks associated with use of the data provided on this page.

Race Results

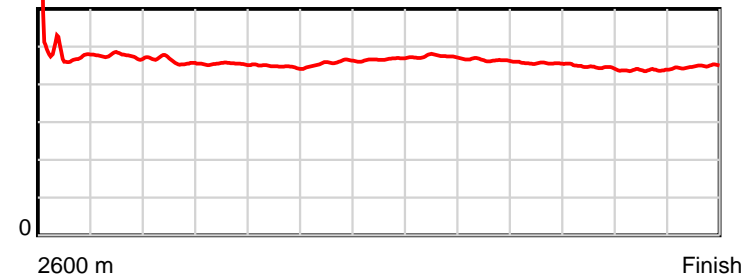
April 11, 2024, Race 8, , Distance 2600m, Addington - Survey 3200m

Result	TAB no.	Horse (Barrier)	2200m to	2000m to	1800m to	1600m to	1400m to	1200m to	1000m to	800m to	600m to	400m to	200m to	Total or	Margin
4th	3	Mixed Faith (4)	2000m	1800m	1600m	1400m	1200m	1000m	800m	600m	400m	200m	WP	Average	
		Position in running (margin)	3(4.7)	2(1.4)	1(0.0)	2(0.2)	1(0.0)	1(0.0)	1(0.0)	1(0.0)	1(0.0)	2(0.1)	1(0.0)		1.80
		Sectional time (s)	16.25	15.50	14.88	14.77	15.65	15.98	15.98	15.54	14.75	13.95	14.34		
		Cumulative time (s)	167.59	151.34	135.84	120.96	106.19	90.54	74.56	58.58	43.04	28.29	14.34	3:21.87	
		Speed (m/s)	12.31	12.90	13.44	13.54	12.78	12.52	12.52	12.87	13.56	14.34	13.95	12.88	
		Stride length (m)	5.69	5.86	6.01	6.19	5.96	5.93	5.81	5.87	6.04	6.28	6.25	5.92	
		Stride duration (s)	0.463	0.454	0.447	0.457	0.467	0.474	0.464	0.456	0.446	0.438	0.448	0.460	
		Stride efficiency (%)	50.63	53.67	56.48	59.97	55.55	54.98	52.77	53.89	57.08	61.57	60.95	54.81	
		Stride count	35.14	34.13	33.27	32.29	33.54	33.72	34.42	34.06	33.09	31.86	32.02	439.01	

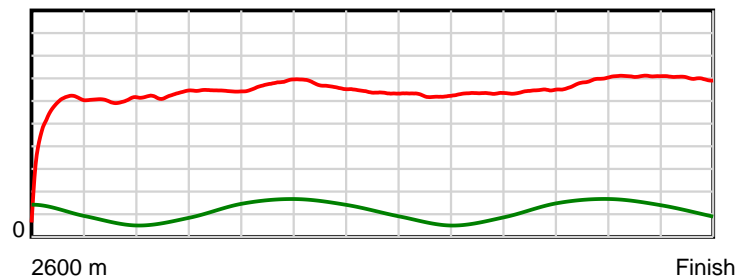
10 m Stride length



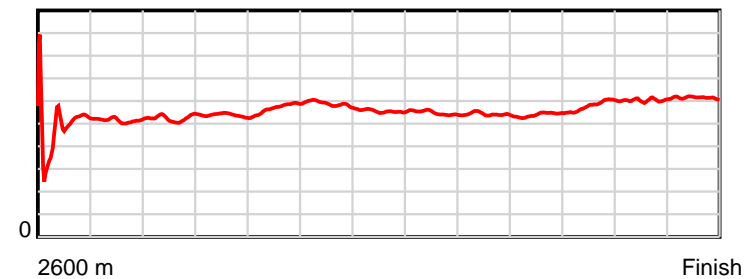
0.5 s Stride duration



20 m/sec Speed



100 % Stride efficiency



Note: Horizontal distance axis grid lines are 200m furlongs.

Disclaimer.

HRNZ and NZMTC and Thoroughbred Ratings Pty Ltd accepts no responsibility for the completeness or accuracy of any of the information contained herein, and makes no representations about its suitability for any particular purpose. Users should make their own judgements about those matters and/or seek independent advice. You assume all risks associated with use of the data provided on this page.



Race Results



April 11, 2024, Race 8, , Distance 2600m, Addington - Survey 3200m

Result	TAB no.	Horse (Barrier)	2600 to	2400m to
5th	6	Boyz Invasion (1)	2400m	2200m
		Position in running (margin)	-	2(2.4)
		Sectional time (s)	17.29	16.49
		Cumulative time (s)	201.97	184.68
		Speed (m/s)	11.57	12.13
		Stride length (m)	5.38	5.64
		Stride duration (s)	0.459	0.465
		Stride efficiency (%)	45.28	49.69
		Stride count	37.16	35.47

Disclaimer.

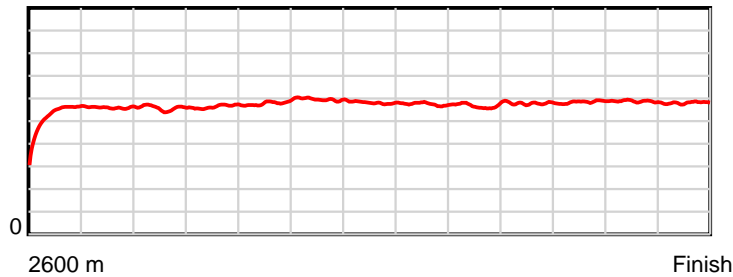
HRNZ and NZMTC and Thoroughbred Ratings Pty Ltd accepts no responsibility for the completeness or accuracy of any of the information contained herein, and makes no representations about its suitability for any particular purpose. Users should make their own judgements about those matters and/or seek independent advice. You assume all risks associated with use of the data provided on this page.

Race Results

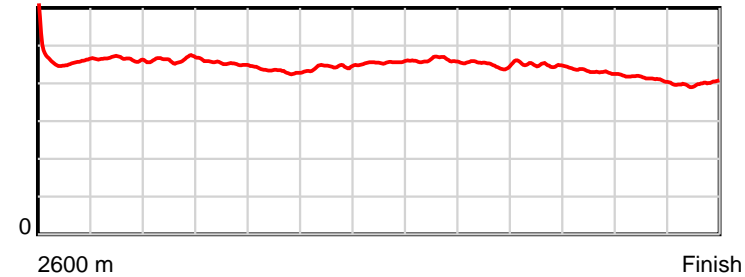
April 11, 2024, Race 8, , Distance 2600m, Addington - Survey 3200m

Result	TAB no.	Horse (Barrier)	2200m to	2000m to	1800m to	1600m to	1400m to	1200m to	1000m to	800m to	600m to	400m to	200m to	Total or	Margin
5th	6	Boyz Invasion (1)	2000m	1800m	1600m	1400m	1200m	1000m	800m	600m	400m	200m	WP	Average	
		Position in running (margin)	2(2.1)	3(1.8)	5(4.0)	5(5.2)	5(4.7)	5(4.2)	5(4.3)	5(3.6)	5(3.7)	5(4.7)	5(4.5)		2.40
		Sectional time (s)	16.76	16.09	15.06	14.71	15.56	15.98	15.87	15.55	14.90	13.93	13.78		
		Cumulative time (s)	168.19	151.43	135.34	120.28	105.57	90.01	74.03	58.16	42.61	27.71	13.78	3:21.97	
		Speed (m/s)	11.93	12.43	13.28	13.60	12.85	12.52	12.60	12.86	13.42	14.36	14.51	12.87	
		Stride length (m)	5.52	5.64	5.76	6.02	5.84	5.77	5.67	5.79	5.79	5.94	5.80	5.73	
		Stride duration (s)	0.463	0.453	0.433	0.443	0.455	0.461	0.450	0.450	0.432	0.414	0.399	0.445	
		Stride efficiency (%)	47.63	49.63	51.76	56.69	53.39	52.08	50.25	52.36	52.42	55.11	52.48	51.32	
		Stride count	36.22	35.49	34.75	33.21	34.22	34.64	35.27	34.55	34.53	33.68	34.51	453.70	

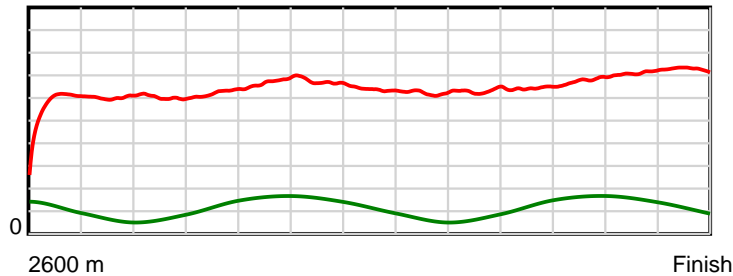
10 m Stride length



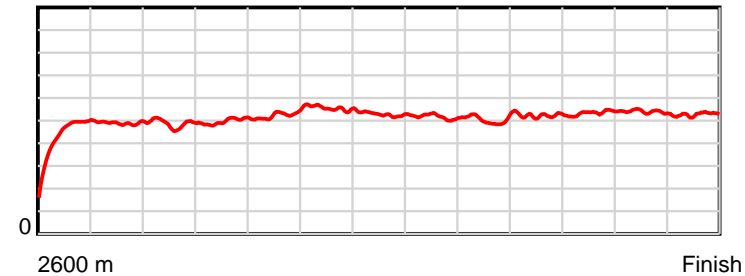
0.6 s Stride duration



20 m/sec Speed



100 % Stride efficiency



Note: Horizontal distance axis grid lines are 200m furlongs.

Disclaimer.

HRNZ and NZMTC and Thoroughbred Ratings Pty Ltd accepts no responsibility for the completeness or accuracy of any of the information contained herein, and makes no representations about its suitability for any particular purpose. Users should make their own judgements about those matters and/or seek independent advice. You assume all risks associated with use of the data provided on this page.



Race Results



April 11, 2024, Race 8, , Distance 2600m, Addington - Survey 3200m

Result	TAB no.	Horse (Barrier)	2600 to	2400m to
6th	7	Helloveamoment (2)	2400m	2200m
		Position in running (margin)	-	6(11.0)
		Sectional time (s)	18.78	16.71
		Cumulative time (s)	202.48	183.70
		Speed (m/s)	10.65	11.97
		Stride length (m)	6.01	6.17
		Stride duration (s)	0.498	0.516
		Stride efficiency (%)	56.43	59.52
		Stride count	33.28	32.41

Disclaimer.

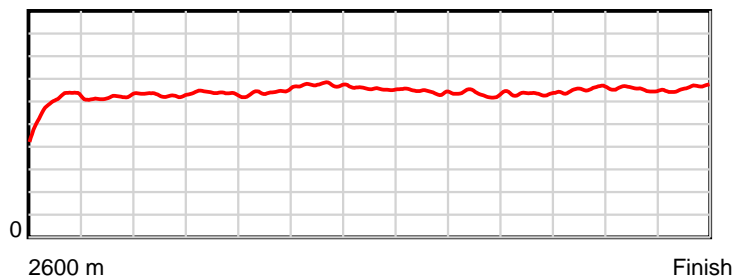
HRNZ and NZMTC and Thoroughbred Ratings Pty Ltd accepts no responsibility for the completeness or accuracy of any of the information contained herein, and makes no representations about its suitability for any particular purpose. Users should make their own judgements about those matters and/or seek independent advice. You assume all risks associated with use of the data provided on this page.

Race Results

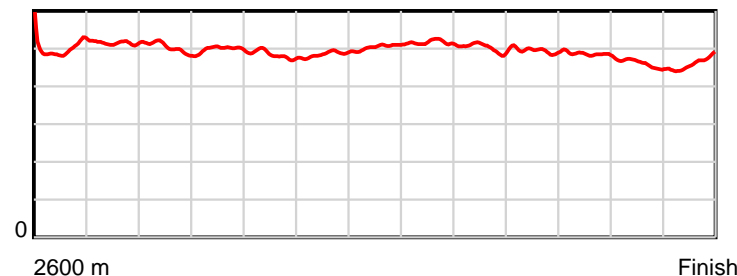
April 11, 2024, Race 8, , Distance 2600m, Addington - Survey 3200m

Result	TAB no.	Horse (Barrier)	2200m to	2000m to	1800m to	1600m to	1400m to	1200m to	1000m to	800m to	600m to	400m to	200m to	Total or	Margin
6th	7	Helloveamoment (2)	2000m	1800m	1600m	1400m	1200m	1000m	800m	600m	400m	200m	WP	Average	
		Position in running (margin)	7(12.0)	7(9.0)	7(8.7)	7(10.8)	7(7.7)	7(6.1)	7(6.0)	7(5.7)	7(5.9)	6(7.0)	6(6.6)		5.10
		Sectional time (s)	16.31	15.68	15.20	14.28	15.38	15.97	15.93	15.57	14.91	13.90	13.86		
		Cumulative time (s)	166.99	150.68	135.00	119.80	105.52	90.14	74.17	58.24	42.67	27.76	13.86	3:22.48	
		Speed (m/s)	12.26	12.76	13.16	14.01	13.00	12.52	12.55	12.85	13.41	14.39	14.43	12.84	
		Stride length (m)	6.16	6.37	6.37	6.80	6.56	6.47	6.31	6.36	6.51	6.61	6.69	6.41	
		Stride duration (s)	0.502	0.499	0.484	0.485	0.504	0.516	0.502	0.495	0.485	0.460	0.463	0.499	
		Stride efficiency (%)	59.28	63.40	63.34	72.24	67.19	65.38	62.15	63.24	66.23	68.30	69.88	64.14	
		Stride count	32.47	31.40	31.41	29.42	30.50	30.92	31.71	31.44	30.72	30.25	29.91	405.84	

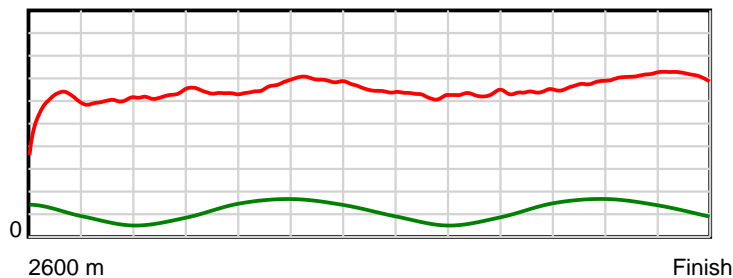
10 m Stride length



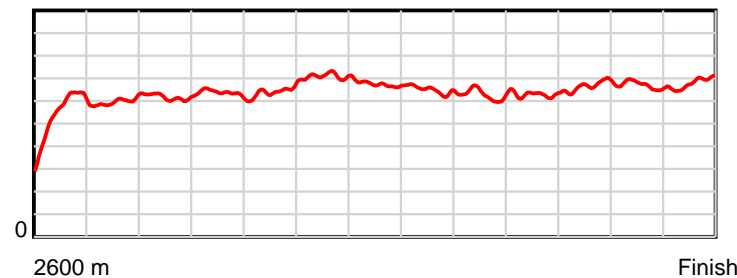
0.6 s Stride duration



20 m/sec Speed



100 % Stride efficiency



Note: Horizontal distance axis grid lines are 200m furlongs.

Disclaimer.

HRNZ and NZMTC and Thoroughbred Ratings Pty Ltd accepts no responsibility for the completeness or accuracy of any of the information contained herein, and makes no representations about its suitability for any particular purpose. Users should make their own judgements about those matters and/or seek independent advice. You assume all risks associated with use of the data provided on this page.



Race Results



April 11, 2024, Race 8, , Distance 2600m, Addington - Survey 3200m

Result	TAB no.	Horse (Barrier)	2600 to	2400m to
7th	5	Paris Prince (6)	2400m	2200m
		Position in running (margin)	-	4(6.7)
		Sectional time (s)	20.05	16.53
		Cumulative time (s)	211.91	191.86
		Speed (m/s)	9.97	12.10
		Stride length (m)	5.33	5.80
		Stride duration (s)	0.476	0.479
		Stride efficiency (%)	44.31	52.56
		Stride count	37.56	34.49

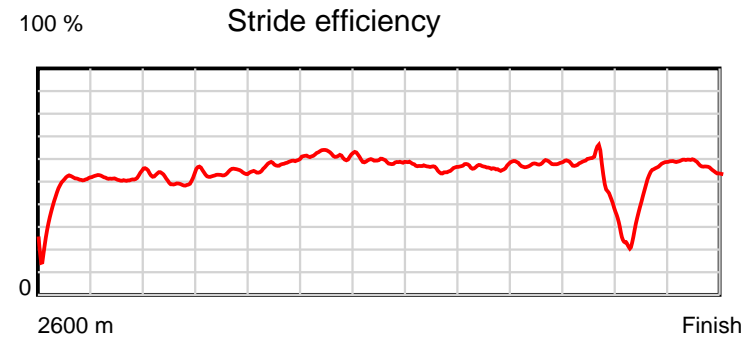
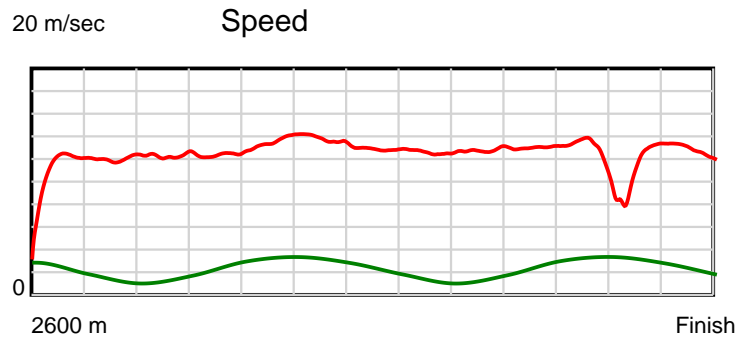
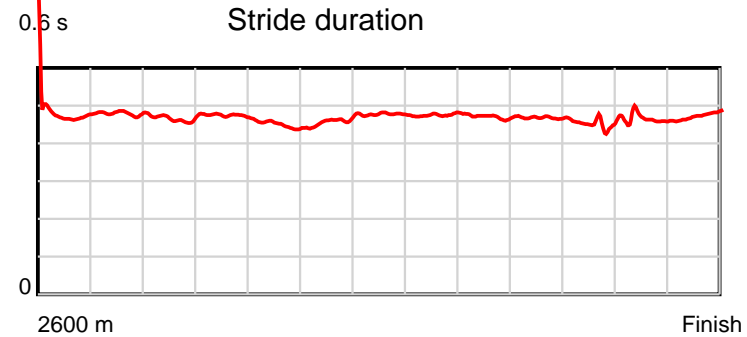
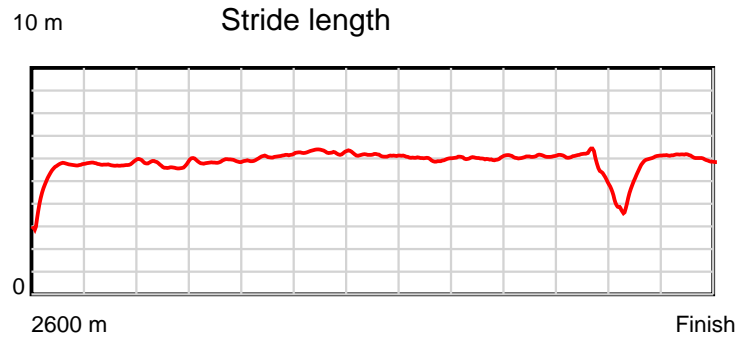
Disclaimer.

HRNZ and NZMTC and Thoroughbred Ratings Pty Ltd accepts no responsibility for the completeness or accuracy of any of the information contained herein, and makes no representations about its suitability for any particular purpose. Users should make their own judgements about those matters and/or seek independent advice. You assume all risks associated with use of the data provided on this page.

Race Results

April 11, 2024, Race 8, , Distance 2600m, Addington - Survey 3200m

Result	TAB no.	Horse (Barrier)	2200m to	2000m to	1800m to	1600m to	1400m to	1200m to	1000m to	800m to	600m to	400m to	200m to	Total or	Margin
7th	5	Paris Prince (6)	2000m	1800m	1600m	1400m	1200m	1000m	800m	600m	400m	200m	WP	Average	
		Position in running (margin)	4(6.7)	5(4.3)	6(6.1)	6(7.6)	6(6.3)	6(5.7)	6(5.7)	6(5.4)	6(4.5)	7(13.3)	7(39.2)		54.70
		Sectional time (s)	16.41	16.03	15.10	14.58	15.55	15.97	15.94	15.38	16.22	18.28	15.87		
		Cumulative time (s)	175.33	158.92	142.89	127.79	113.21	97.66	81.69	65.75	50.37	34.15	15.87	3:31.91	
		Speed (m/s)	12.19	12.48	13.25	13.72	12.86	12.52	12.55	13.00	12.33	10.94	12.60	12.27	
		Stride length (m)	5.68	5.92	5.96	6.28	6.14	5.95	5.90	6.09	5.58	5.06	5.98	5.80	
		Stride duration (s)	0.466	0.475	0.450	0.458	0.477	0.475	0.470	0.468	0.452	0.463	0.475	0.473	
		Stride efficiency (%)	50.37	54.81	55.47	61.66	58.83	55.25	54.45	57.91	48.60	40.05	55.93	52.58	
		Stride count	35.23	33.77	33.57	31.84	32.60	33.64	33.88	32.86	35.86	39.51	33.43	448.24	



Note: Horizontal distance axis grid lines are 200m furlongs.

Disclaimer.

HRNZ and NZMTC and Thoroughbred Ratings Pty Ltd accepts no responsibility for the completeness or accuracy of any of the information contained herein, and makes no representations about its suitability for any particular purpose. Users should make their own judgements about those matters and/or seek independent advice. You assume all risks associated with use of the data provided on this page.