



## Race Results

NZ Metropolitan Trotting Club Inc, HRNZ, May 03, 2024

Compilation date: May 3, 2024, 6:25:48 PM (NZST)

Copyright © 2024 HRNZ and NZMTC. All rights reserved.

### Trademarks.

StrideMASTER is a registered trademark of Thoroughbred Ratings Pty Ltd.

### Disclaimer.

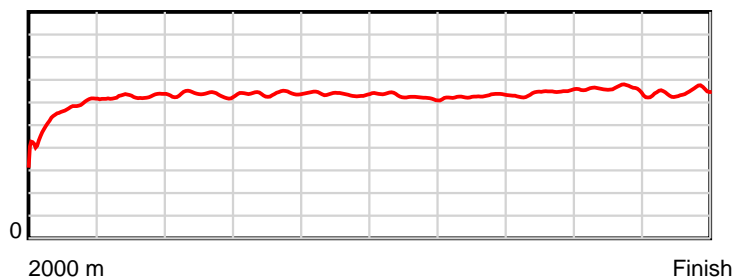
HRNZ and NZMTC and Thoroughbred Ratings Pty Ltd accepts no responsibility for the completeness or accuracy of any of the information contained herein, and makes no representations about its suitability for any particular purpose. Users should make their own judgements about those matters and/or seek independent advice. You assume all risks associated with use of the data provided on this page.

# Race Results

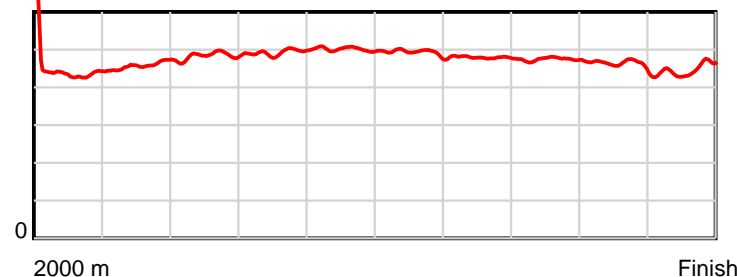
May 03, 2024, Race 3, HYDROFLOW TROT, Distance 2000m, Addington - Survey 3200m

Result	TAB no.	Horse (Barrier)	2000 to	1800m to	1600m to	1400m to	1200m to	1000m to	800m to	600m to	400m to	200m to	Total or	Margin
1st	6	Moses (8)	1800m	1600m	1400m	1200m	1000m	800m	600m	400m	200m	WP	Average	
		Position in running (margin)	-	1(0.0)	1(0.0)	2(1.6)	2(1.7)	2(2.4)	2(1.7)	2(2.0)	2(1.4)	2(0.9)		0.00
		Sectional time (s)	16.21	14.62	15.46	15.54	15.84	15.68	15.29	14.82	14.20	14.03		
		Cumulative time (s)	151.69	135.48	120.86	105.40	89.86	74.02	58.34	43.05	28.23	14.03	2:31.69	
		Speed (m/s)	12.34	13.68	12.94	12.87	12.63	12.76	13.08	13.50	14.08	14.26	13.18	
		Stride length (m)	5.44	6.26	6.26	6.35	6.33	6.28	6.27	6.40	6.49	6.40	6.23	
		Stride duration (s)	0.438	0.458	0.484	0.493	0.501	0.492	0.479	0.474	0.461	0.449	0.473	
		Stride efficiency (%)	46.17	61.33	61.15	62.94	62.60	61.57	61.46	63.99	65.78	64.10	60.72	
		Stride count	36.79	31.92	31.97	31.51	31.60	31.86	31.89	31.25	30.83	31.23	320.85	

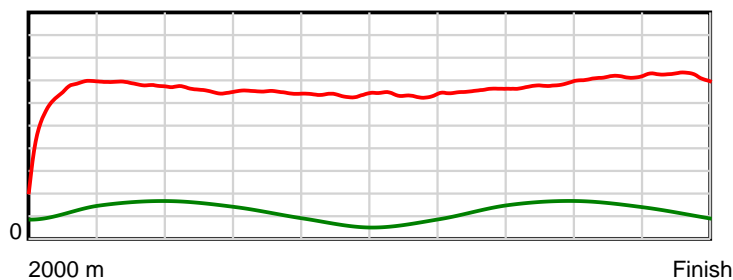
10 m Stride length



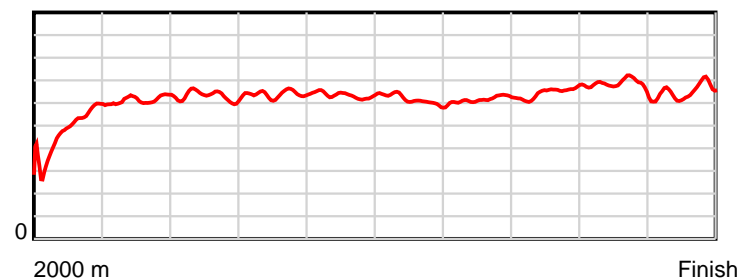
0.6 s Stride duration



20 m/sec Speed



100 % Stride efficiency



Note: Horizontal distance axis grid lines are 200m furlongs.

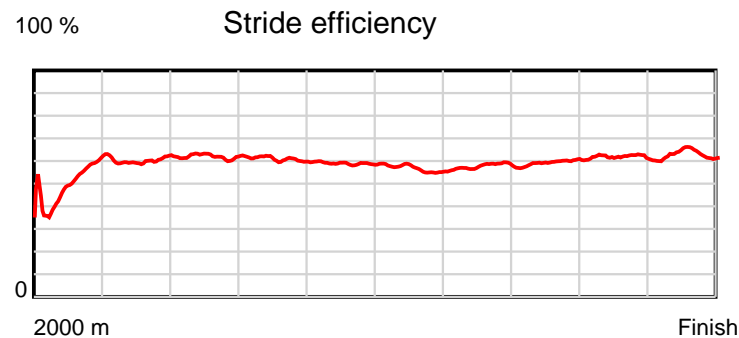
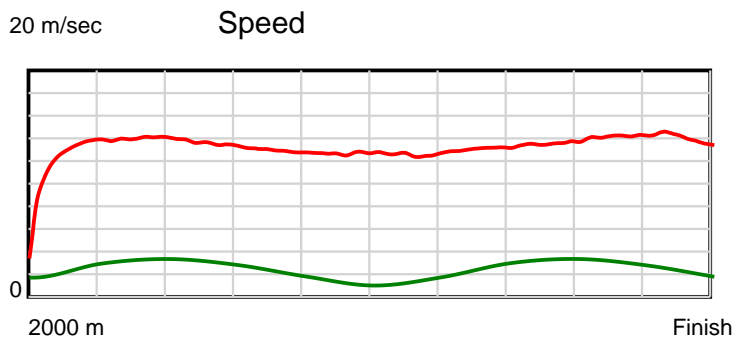
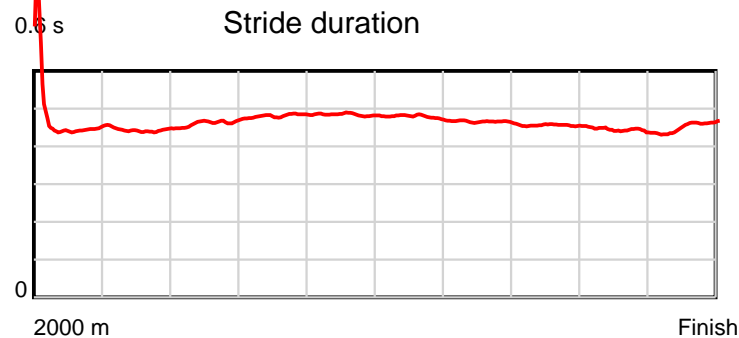
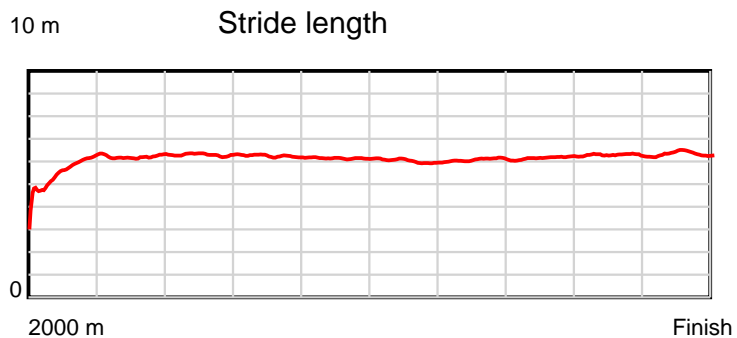
## Disclaimer.

HRNZ and NZMTC and Thoroughbred Ratings Pty Ltd accepts no responsibility for the completeness or accuracy of any of the information contained herein, and makes no representations about its suitability for any particular purpose. Users should make their own judgements about those matters and/or seek independent advice. You assume all risks associated with use of the data provided on this page.

# Race Results

May 03, 2024, Race 3, HYDROFLOW TROT, Distance 2000m, Addington - Survey 3200m

Result	TAB no.	Horse (Barrier)	2000 to	1800m to	1600m to	1400m to	1200m to	1000m to	800m to	600m to	400m to	200m to	Total or	Margin
2nd	4	<b>Barrytown (6)</b>	<b>1800m</b>	<b>1600m</b>	<b>1400m</b>	<b>1200m</b>	<b>1000m</b>	<b>800m</b>	<b>600m</b>	<b>400m</b>	<b>200m</b>	<b>WP</b>	<b>Average</b>	
		Position in running (margin)	-	3(2.3)	2(1.3)	1(0.0)	1(0.0)	1(0.0)	1(0.0)	1(0.0)	1(0.0)	1(0.0)		0.50
		Sectional time (s)	16.58	14.46	14.98	15.51	15.73	15.80	15.23	14.92	14.29	14.30		
		Cumulative time (s)	151.80	135.22	120.76	105.78	90.27	74.54	58.74	43.51	28.59	14.30	2:31.80	
		Speed (m/s)	12.06	13.83	13.35	12.89	12.71	12.66	13.13	13.40	14.00	13.99	13.18	
		Stride length (m)	5.50	6.13	6.18	6.21	6.15	6.05	6.11	6.10	6.20	6.34	6.09	
		Stride duration (s)	0.453	0.443	0.462	0.481	0.484	0.478	0.465	0.455	0.443	0.454	0.462	
		Stride efficiency (%)	47.23	58.69	59.60	60.19	59.14	57.27	58.25	58.21	60.01	62.89	57.92	
		Stride count	36.38	32.64	32.38	32.23	32.51	33.04	32.76	32.77	32.27	31.53	328.51	



Note: Horizontal distance axis grid lines are 200m furlongs.

#### Disclaimer.

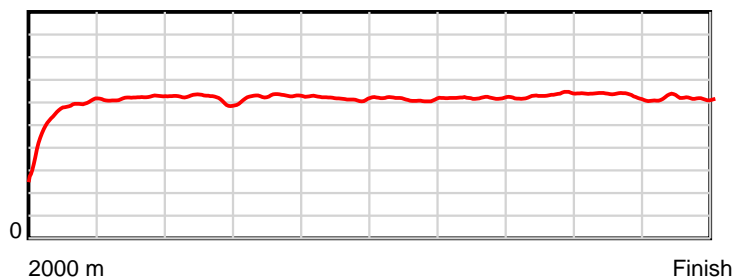
HRNZ and NZMTC and Thoroughbred Ratings Pty Ltd accepts no responsibility for the completeness or accuracy of any of the information contained herein, and makes no representations about its suitability for any particular purpose. Users should make their own judgements about those matters and/or seek independent advice. You assume all risks associated with use of the data provided on this page.

# Race Results

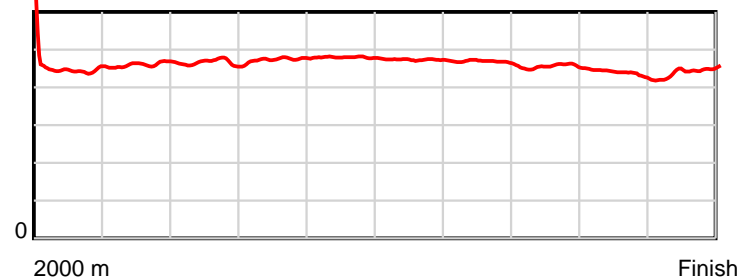
May 03, 2024, Race 3, HYDROFLOW TROT, Distance 2000m, Addington - Survey 3200m

Result	TAB no.	Horse (Barrier)	2000 to 1800m	1800m to 1600m	1600m to 1400m	1400m to 1200m	1200m to 1000m	1000m to 800m	800m to 600m	600m to 400m	400m to 200m	200m to WP	Total or Average	Margin
3rd	1	Pasternak (3)												
		Position in running (margin)	-	4(4.0)	4(5.8)	4(6.5)	3(4.1)	4(4.9)	3(3.5)	3(3.3)	3(2.4)	3(1.5)		2.70
		Sectional time (s)	16.80	14.93	15.31	15.12	15.86	15.55	15.20	14.77	14.14	14.53		
		Cumulative time (s)	152.21	135.41	120.48	105.17	90.05	74.19	58.64	43.44	28.67	14.53	2:32.21	
		Speed (m/s)	11.90	13.40	13.06	13.23	12.61	12.86	13.16	13.54	14.14	13.76	13.14	
		Stride length (m)	5.45	6.17	6.08	6.28	6.05	6.08	6.16	6.16	6.16	6.10	6.06	
		Stride duration (s)	0.447	0.461	0.465	0.475	0.480	0.473	0.468	0.455	0.436	0.444	0.461	
		Stride efficiency (%)	46.41	59.49	57.74	61.55	57.16	57.84	59.23	59.27	59.37	58.24	57.40	
		Stride count	36.70	32.41	32.90	31.87	33.07	32.87	32.49	32.47	32.45	32.76	329.99	

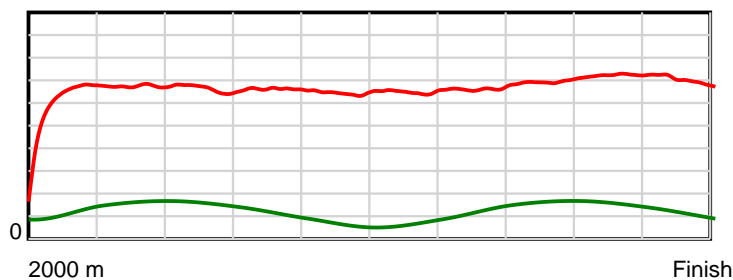
10 m Stride length



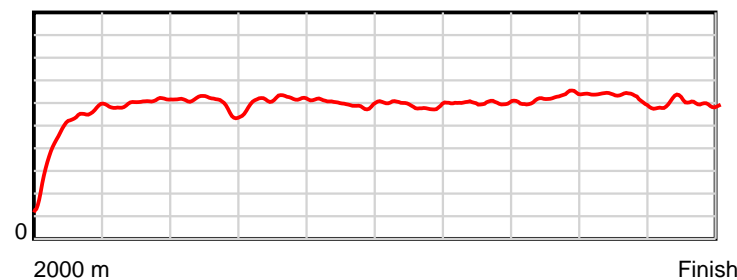
0.6 s Stride duration



20 m/sec Speed



100 % Stride efficiency



Note: Horizontal distance axis grid lines are 200m furlongs.

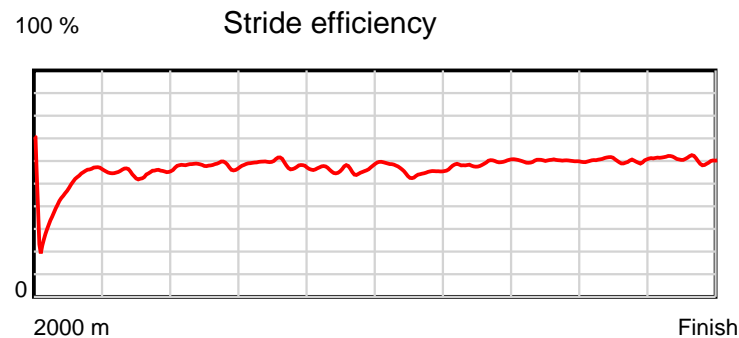
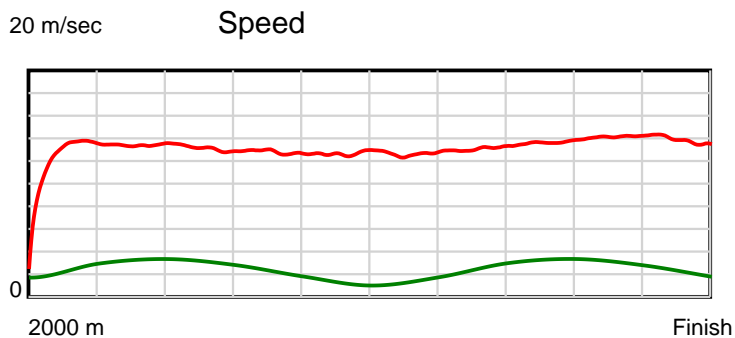
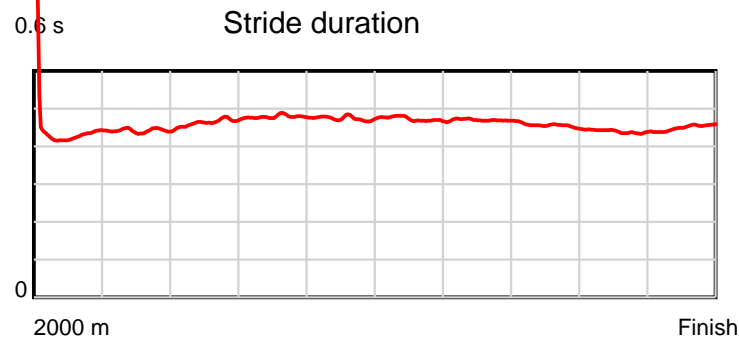
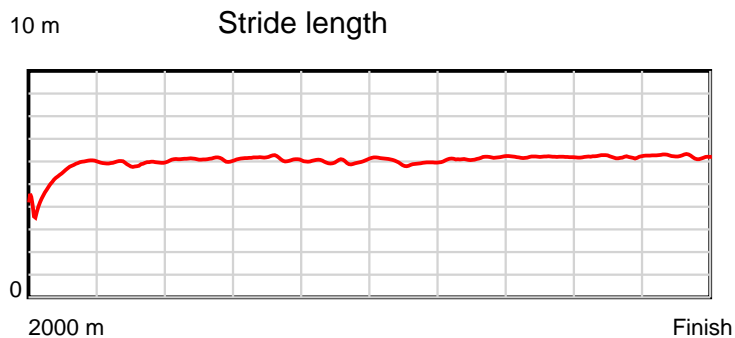
**Disclaimer.**

HRNZ and NZMTC and Thoroughbred Ratings Pty Ltd accepts no responsibility for the completeness or accuracy of any of the information contained herein, and makes no representations about its suitability for any particular purpose. Users should make their own judgements about those matters and/or seek independent advice. You assume all risks associated with use of the data provided on this page.

# Race Results

May 03, 2024, Race 3, HYDROFLOW TROT, Distance 2000m, Addington - Survey 3200m

Result	TAB no.	Horse (Barrier)	2000 to	1800m to	1600m to	1400m to	1200m to	1000m to	800m to	600m to	400m to	200m to	Total or	Margin
4th	2	<b>Brian Beatt (4)</b>	<b>1800m</b>	<b>1600m</b>	<b>1400m</b>	<b>1200m</b>	<b>1000m</b>	<b>800m</b>	<b>600m</b>	<b>400m</b>	<b>200m</b>	<b>WP</b>	<b>Average</b>	
		Position in running (margin)	-	2(1.1)	3(2.9)	3(4.4)	4(4.3)	3(4.3)	4(3.7)	4(3.8)	4(3.4)	4(4.0)		4.70
		Sectional time (s)	16.53	14.93	15.44	15.50	15.72	15.70	15.25	14.85	14.38	14.29		
		Cumulative time (s)	152.59	136.06	121.13	105.69	90.19	74.47	58.77	43.52	28.67	14.29	2:32.59	
		Speed (m/s)	12.10	13.40	12.95	12.90	12.72	12.74	13.11	13.47	13.91	14.00	13.11	
		Stride length (m)	5.31	5.92	6.01	6.18	6.04	6.01	6.16	6.12	6.12	6.31	6.01	
		Stride duration (s)	0.431	0.442	0.464	0.479	0.474	0.472	0.470	0.454	0.440	0.451	0.458	
		Stride efficiency (%)	44.08	54.73	56.53	59.61	56.93	56.43	59.36	58.48	58.45	62.31	56.36	
		Stride count	37.66	33.80	33.25	32.38	33.14	33.28	32.45	32.69	32.70	31.67	333.02	



Note: Horizontal distance axis grid lines are 200m furlongs.

#### Disclaimer.

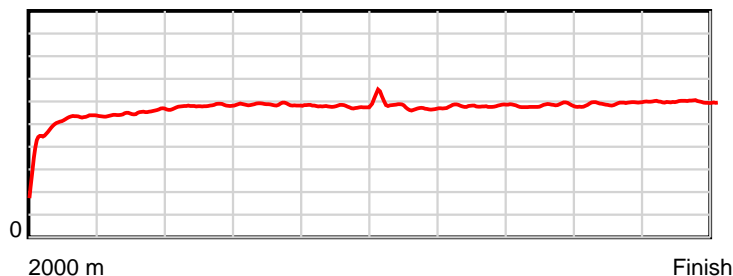
HRNZ and NZMTC and Thoroughbred Ratings Pty Ltd accepts no responsibility for the completeness or accuracy of any of the information contained herein, and makes no representations about its suitability for any particular purpose. Users should make their own judgements about those matters and/or seek independent advice. You assume all risks associated with use of the data provided on this page.

# Race Results

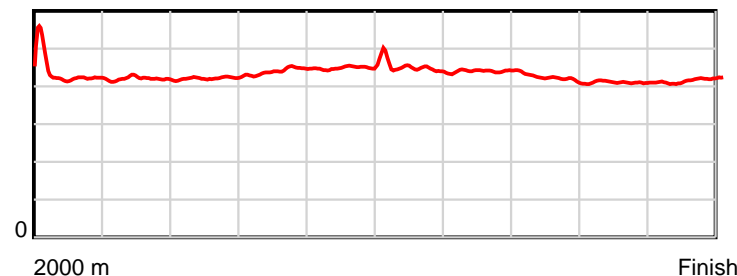
May 03, 2024, Race 3, HYDROFLOW TROT, Distance 2000m, Addington - Survey 3200m

Result	TAB no.	Horse (Barrier)	2000 to	1800m to	1600m to	1400m to	1200m to	1000m to	800m to	600m to	400m to	200m to	Total or	Margin
5th	5	<b>George Eliot (7)</b>	<b>1800m</b>	<b>1600m</b>	<b>1400m</b>	<b>1200m</b>	<b>1000m</b>	<b>800m</b>	<b>600m</b>	<b>400m</b>	<b>200m</b>	<b>WP</b>	<b>Average</b>	
		Position in running (margin)	-	7(8.4)	7(13.6)	7(11.4)	7(8.4)	7(9.2)	7(8.1)	7(8.0)	7(6.9)	7(7.3)		5.30
		Sectional time (s)	17.53	15.49	14.82	15.02	15.86	15.62	15.21	14.74	14.35	14.06		
		Cumulative time (s)	152.70	135.17	119.68	104.86	89.84	73.98	58.36	43.15	28.41	14.06	2:32.70	
		Speed (m/s)	11.41	12.91	13.50	13.32	12.61	12.80	13.15	13.57	13.94	14.22	13.10	
		Stride length (m)	5.02	5.41	5.70	5.87	5.70	5.70	5.80	5.70	5.73	5.93	5.64	
		Stride duration (s)	0.433	0.419	0.423	0.441	0.452	0.445	0.441	0.420	0.411	0.417	0.431	
		Stride efficiency (%)	39.33	45.80	50.79	53.84	50.79	50.80	52.65	50.81	51.27	54.90	49.79	
		Stride count	39.87	36.94	35.08	34.07	35.08	35.08	34.46	35.07	34.91	33.74	354.30	

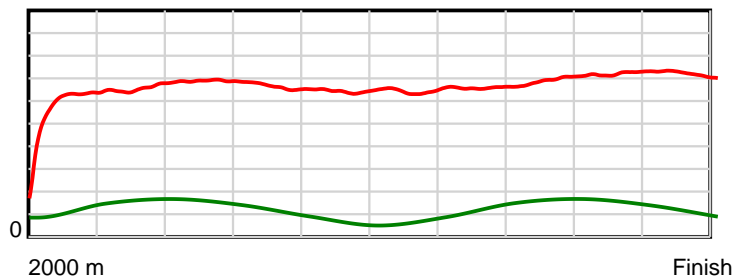
10 m Stride length



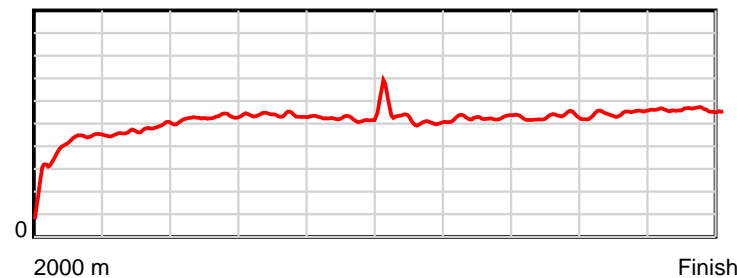
0.6 s Stride duration



20 m/sec Speed



100 % Stride efficiency



Note: Horizontal distance axis grid lines are 200m furlongs.

**Disclaimer.**

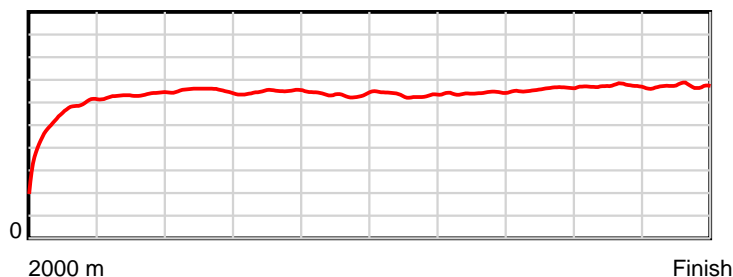
HRNZ and NZMTC and Thoroughbred Ratings Pty Ltd accepts no responsibility for the completeness or accuracy of any of the information contained herein, and makes no representations about its suitability for any particular purpose. Users should make their own judgements about those matters and/or seek independent advice. You assume all risks associated with use of the data provided on this page.

# Race Results

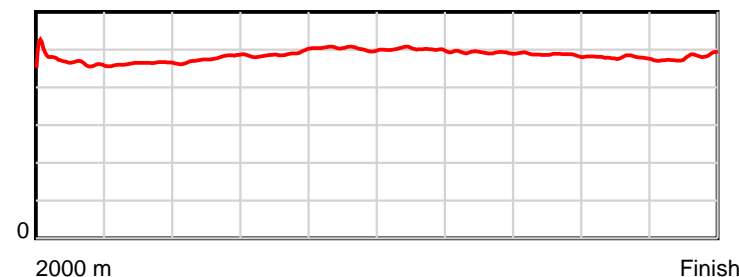
May 03, 2024, Race 3, HYDROFLOW TROT, Distance 2000m, Addington - Survey 3200m

Result	TAB no.	Horse (Barrier)	2000 to	1800m to	1600m to	1400m to	1200m to	1000m to	800m to	600m to	400m to	200m to	Total or	Margin
6th	9	Royal Yankee (11)	1800m	1600m	1400m	1200m	1000m	800m	600m	400m	200m	WP	Average	
		Position in running (margin)	-	11(11.7)	6(11.4)	6(8.5)	5(5.7)	5(6.6)	5(5.7)	6(6.0)	6(5.2)	5(6.1)		6.00
		Sectional time (s)	18.34	14.58	14.71	15.05	15.88	15.64	15.29	14.77	14.44	14.12		
		Cumulative time (s)	152.82	134.48	119.90	105.19	90.14	74.26	58.62	43.33	28.56	14.12	2:32.82	
		Speed (m/s)	10.90	13.72	13.60	13.29	12.59	12.79	13.08	13.54	13.85	14.16	13.09	
		Stride length (m)	5.39	6.36	6.48	6.49	6.33	6.41	6.44	6.59	6.63	6.81	6.37	
		Stride duration (s)	0.472	0.463	0.477	0.489	0.503	0.501	0.492	0.487	0.478	0.480	0.487	
		Stride efficiency (%)	45.48	63.14	65.61	65.92	62.68	64.12	64.82	67.94	68.60	72.37	63.42	
		Stride count	37.07	31.46	30.87	30.79	31.58	31.22	31.05	30.33	30.19	29.39	313.95	

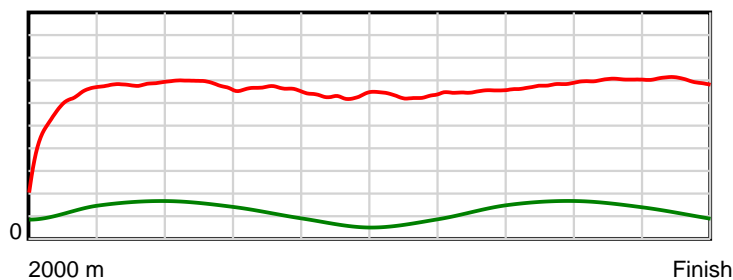
10 m Stride length



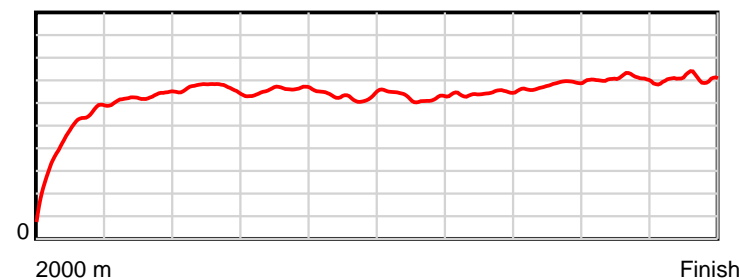
0.6 s Stride duration



20 m/sec Speed



100 % Stride efficiency



Note: Horizontal distance axis grid lines are 200m furlongs.

## Disclaimer.

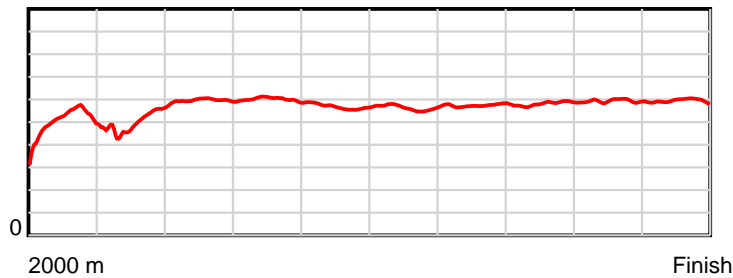
HRNZ and NZMTC and Thoroughbred Ratings Pty Ltd accepts no responsibility for the completeness or accuracy of any of the information contained herein, and makes no representations about its suitability for any particular purpose. Users should make their own judgements about those matters and/or seek independent advice. You assume all risks associated with use of the data provided on this page.

# Race Results

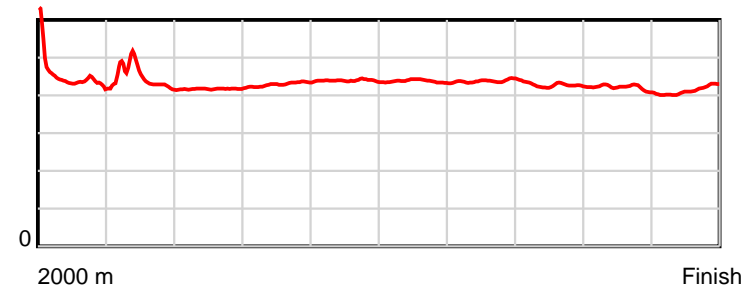
May 03, 2024, Race 3, HYDROFLOW TROT, Distance 2000m, Addington - Survey 3200m

Result	TAB no.	Horse (Barrier)	2000 to	1800m to	1600m to	1400m to	1200m to	1000m to	800m to	600m to	400m to	200m to	Total or	Margin
7th	8	Noah Magnific (10)	1800m	1600m	1400m	1200m	1000m	800m	600m	400m	200m	WP	Average	
		Position in running (margin)	-	8(9.0)	11(28.5)	11(21.2)	10(13.6)	9(12.7)	9(10.9)	9(10.7)	9(9.3)	8(9.1)		6.80
		Sectional time (s)	17.72	17.88	13.98	14.25	15.58	15.49	15.19	14.69	14.26	13.95		
		Cumulative time (s)	152.99	135.27	117.39	103.41	89.16	73.58	58.09	42.90	28.21	13.95	2:32.99	
		Speed (m/s)	11.29	11.19	14.31	14.04	12.84	12.91	13.17	13.61	14.03	14.34	13.07	
		Stride length (m)	5.06	4.96	5.97	6.04	5.63	5.65	5.77	5.81	5.89	5.94	5.65	
		Stride duration (s)	0.440	0.443	0.417	0.430	0.439	0.438	0.438	0.427	0.420	0.415	0.432	
		Stride efficiency (%)	40.07	38.45	55.68	56.97	49.58	49.85	52.07	52.82	54.20	55.21	49.87	
		Stride count	39.50	40.32	33.51	33.13	35.51	35.41	34.65	34.40	33.96	33.65	354.04	

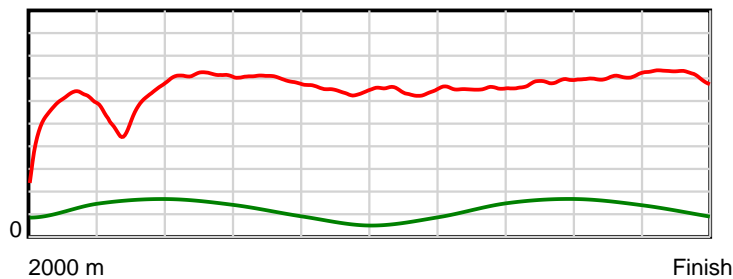
10 m Stride length



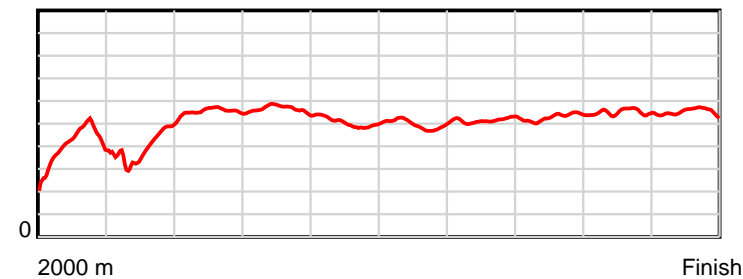
0.6 s Stride duration



20 m/sec Speed



100 % Stride efficiency



Note: Horizontal distance axis grid lines are 200m furlongs.

## Disclaimer.

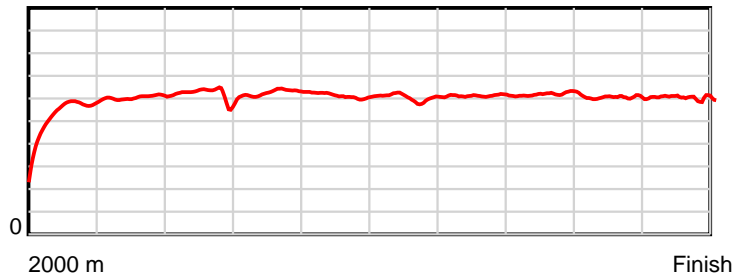
HRNZ and NZMTC and Thoroughbred Ratings Pty Ltd accepts no responsibility for the completeness or accuracy of any of the information contained herein, and makes no representations about its suitability for any particular purpose. Users should make their own judgements about those matters and/or seek independent advice. You assume all risks associated with use of the data provided on this page.

# Race Results

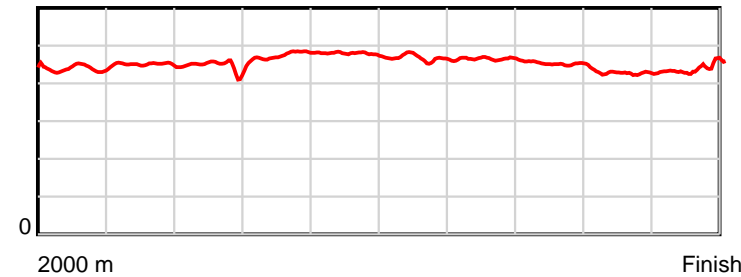
May 03, 2024, Race 3, HYDROFLOW TROT, Distance 2000m, Addington - Survey 3200m

Result	TAB no.	Horse (Barrier)	2000 to	1800m to	1600m to	1400m to	1200m to	1000m to	800m to	600m to	400m to	200m to	Total or	Margin
8th	14	Here Comes Jan... (0)	1800m	1600m	1400m	1200m	1000m	800m	600m	400m	200m	WP	Average	
		Position in running (margin)	-	5(7.3)	5(10.7)	5(8.2)	6(6.0)	6(7.3)	6(5.7)	5(5.6)	5(4.9)	6(6.7)		9.20
		Sectional time (s)	17.29	15.18	14.79	15.15	15.93	15.54	15.21	14.81	14.59	14.95		
		Cumulative time (s)	153.44	136.15	120.97	106.18	91.03	75.10	59.56	44.35	29.54	14.95	2:33.44	
		Speed (m/s)	11.57	13.18	13.52	13.20	12.55	12.87	13.15	13.50	13.71	13.38	13.03	
		Stride length (m)	5.38	5.94	6.02	6.27	5.99	5.99	6.11	6.09	5.84	5.85	5.94	
		Stride duration (s)	0.438	0.451	0.445	0.475	0.477	0.466	0.465	0.451	0.426	0.437	0.456	
		Stride efficiency (%)	45.16	55.12	56.69	61.50	56.09	56.16	58.37	58.00	53.34	53.45	55.14	
		Stride count	37.20	33.68	33.20	31.88	33.38	33.36	32.72	32.83	34.23	34.20	336.68	

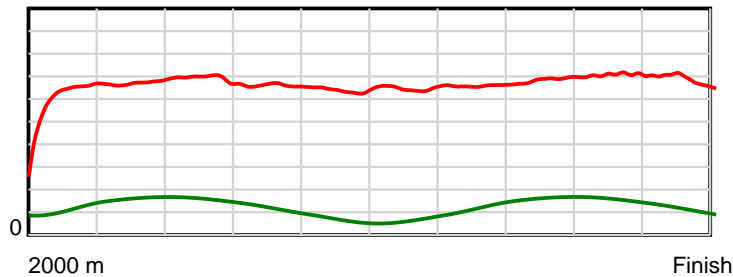
10 m Stride length



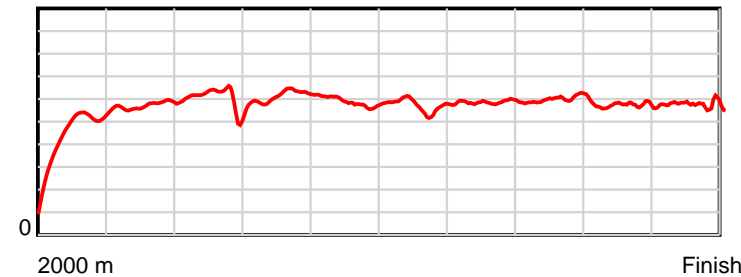
0.6 s Stride duration



20 m/sec Speed



100 % Stride efficiency



Note: Horizontal distance axis grid lines are 200m furlongs.

**Disclaimer.**

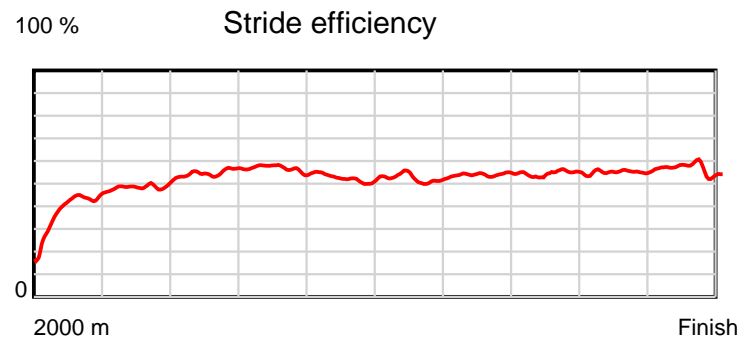
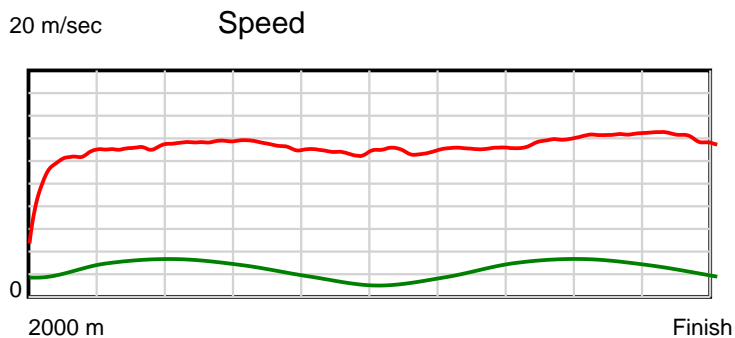
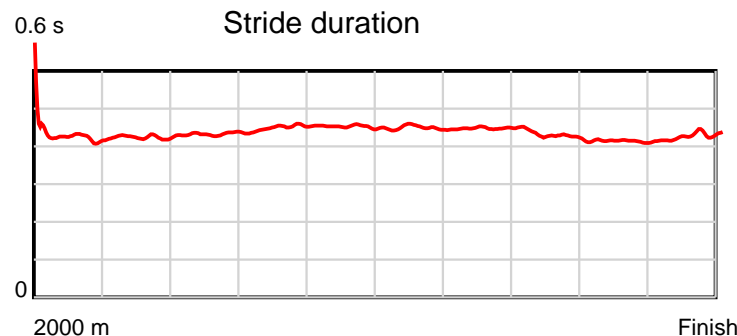
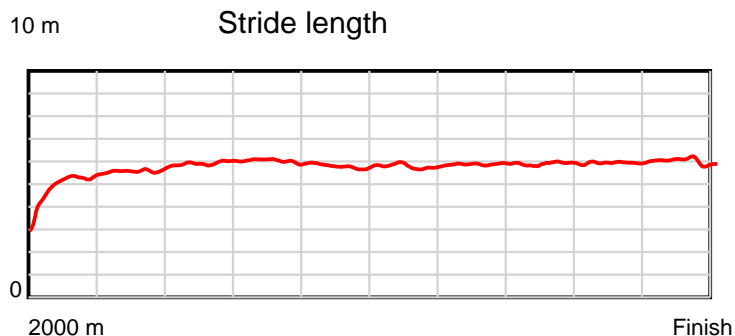
HRNZ and NZMTC and Thoroughbred Ratings Pty Ltd accepts no responsibility for the completeness or accuracy of any of the information contained herein, and makes no representations about its suitability for any particular purpose. Users should make their own judgements about those matters and/or seek independent advice. You assume all risks associated with use of the data provided on this page.



# Race Results

May 03, 2024, Race 3, HYDROFLOW TROT, Distance 2000m, Addington - Survey 3200m

Result	TAB no.	Horse (Barrier)	2000 to	1800m to	1600m to	1400m to	1200m to	1000m to	800m to	600m to	400m to	200m to	Total or	Margin
9th	10	Transtasman Bu... (12)	1800m	1600m	1400m	1200m	1000m	800m	600m	400m	200m	WP	Average	
		Position in running (margin)	-	9(9.8)	9(15.6)	8(13.6)	8(10.2)	8(11.2)	8(10.4)	8(10.4)	8(9.3)	9(9.5)		9.40
		Sectional time (s)	17.99	15.59	14.87	14.96	15.89	15.66	15.23	14.73	14.33	14.23		
		Cumulative time (s)	153.48	135.49	119.90	105.03	90.07	74.18	58.52	43.29	28.56	14.23	2:33.48	
		Speed (m/s)	11.12	12.83	13.45	13.37	12.59	12.77	13.13	13.58	13.96	14.05	13.03	
		Stride length (m)	4.96	5.45	5.82	6.02	5.69	5.73	5.89	5.80	5.78	6.02	5.70	
		Stride duration (s)	0.428	0.425	0.433	0.450	0.452	0.449	0.448	0.428	0.414	0.429	0.437	
		Stride efficiency (%)	38.37	46.36	52.92	56.58	50.68	51.32	54.19	52.63	52.25	56.70	50.76	
		Stride count	40.36	36.72	34.37	33.24	35.12	34.90	33.96	34.46	34.59	33.20	350.92	



Note: Horizontal distance axis grid lines are 200m furlongs.

### Disclaimer.


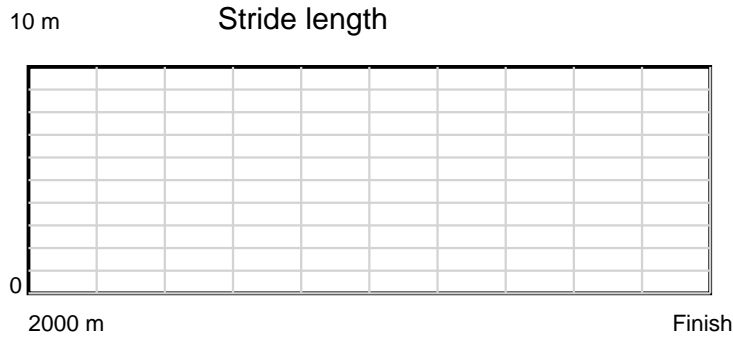
HRNZ and NZMTC and Thoroughbred Ratings Pty Ltd accepts no responsibility for the completeness or accuracy of any of the information contained herein, and makes no representations about its suitability for any particular purpose. Users should make their own judgements about those matters and/or seek independent advice. You assume all risks associated with use of the data provided on this page.



# Race Results

May 03, 2024, Race 3, HYDROFLOW TROT, Distance 2000m, Addington - Survey 3200m

Result	TAB no.	Horse (Barrier)	2000 to 1800m	1800m to 1600m	1600m to 1400m	1400m to 1200m	1200m to 1000m	1000m to 800m	800m to 600m	600m to 400m	400m to 200m	200m to WP	Total or Average	Margin
10th	15	Downtown Orlan... (2)												
		Position in running (margin)	-	()	()	()	()	()	()	()	()	()		11.00
		Sectional time (s)												
		Cumulative time (s)	NaN	NaN	NaN	NaN	NaN	NaN	NaN	NaN	NaN	NaN	2:33.79	
		Speed (m/s)												
		Stride length (m)												
		Stride duration (s)												
		Stride efficiency (%)												
		Stride count												



Note: Horizontal distance axis grid lines are 200m furlongs.

**Disclaimer.**

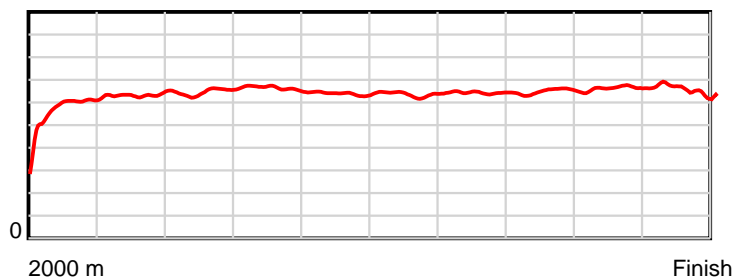
HRNZ and NZMTC and Thoroughbred Ratings Pty Ltd accepts no responsibility for the completeness or accuracy of any of the information contained herein, and makes no representations about its suitability for any particular purpose. Users should make their own judgements about those matters and/or seek independent advice. You assume all risks associated with use of the data provided on this page.

# Race Results

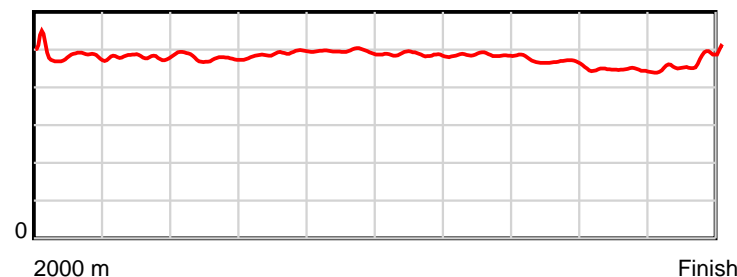
May 03, 2024, Race 3, HYDROFLOW TROT, Distance 2000m, Addington - Survey 3200m

Result	TAB no.	Horse (Barrier)	2000 to	1800m to	1600m to	1400m to	1200m to	1000m to	800m to	600m to	400m to	200m to	Total or	Margin
11th	13	Randel Huston ... (1)	1800m	1600m	1400m	1200m	1000m	800m	600m	400m	200m	WP	Average	
		Position in running (margin)	-	10(10.8)	10(16.3)	9(16.1)	9(12.6)	10(13.6)	10(12.1)	10(12.0)	10(10.8)	10(10.1)		11.50
		Sectional time (s)	17.94	15.53	15.18	14.93	15.89	15.55	15.21	14.72	14.17	14.76		
		Cumulative time (s)	153.88	135.94	120.41	105.23	90.30	74.41	58.86	43.65	28.93	14.76	2:33.88	
		Speed (m/s)	11.15	12.88	13.18	13.40	12.59	12.86	13.15	13.59	14.11	13.55	13.00	
		Stride length (m)	5.84	6.20	6.30	6.57	6.23	6.27	6.39	6.34	6.29	6.24	6.26	
		Stride duration (s)	0.489	0.481	0.478	0.490	0.495	0.487	0.486	0.467	0.445	0.461	0.482	
		Stride efficiency (%)	53.24	60.10	62.00	67.37	60.72	61.35	63.82	62.90	61.78	60.92	61.28	
		Stride count	34.26	32.25	31.75	30.46	32.08	31.92	31.30	31.52	31.81	32.03	319.38	

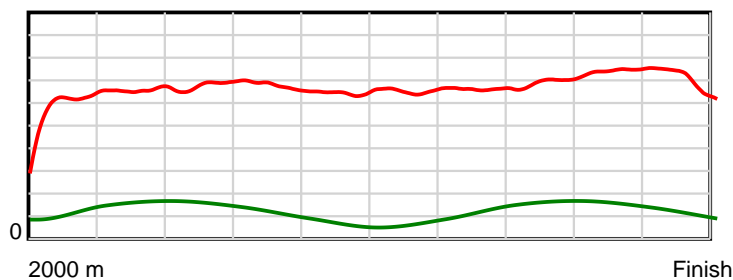
10 m Stride length



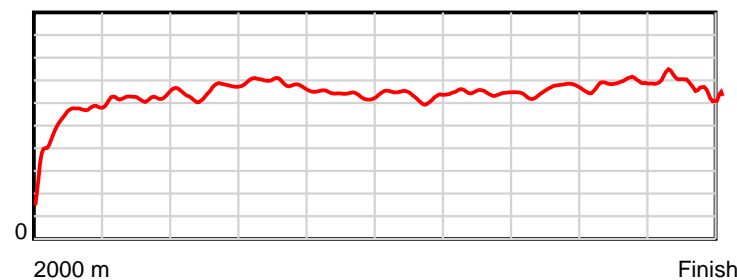
0.6 s Stride duration



20 m/sec Speed



100 % Stride efficiency



Note: Horizontal distance axis grid lines are 200m furlongs.

## Disclaimer.

HRNZ and NZMTC and Thoroughbred Ratings Pty Ltd accepts no responsibility for the completeness or accuracy of any of the information contained herein, and makes no representations about its suitability for any particular purpose. Users should make their own judgements about those matters and/or seek independent advice. You assume all risks associated with use of the data provided on this page.

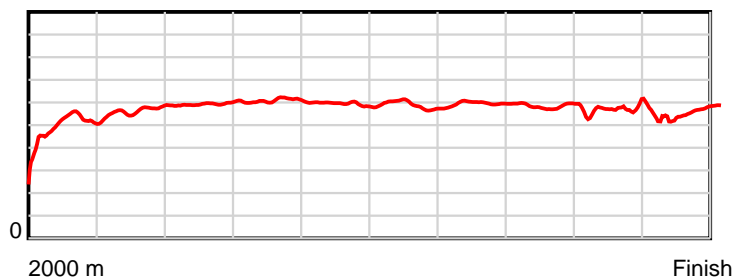


# Race Results

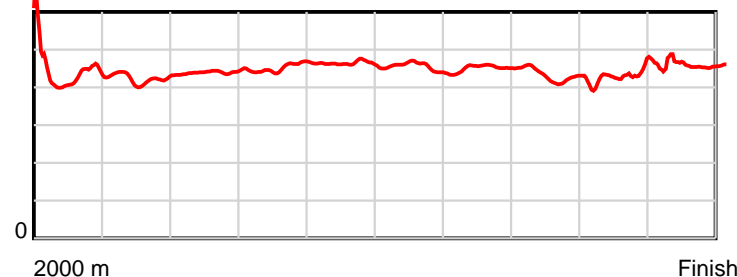
May 03, 2024, Race 3, HYDROFLOW TROT, Distance 2000m, Addington - Survey 3200m

Result	TAB no.	Horse (Barrier)	2000 to	1800m to	1600m to	1400m to	1200m to	1000m to	800m to	600m to	400m to	200m to	Total or	Margin
13th	7	Living The Mom... (9)	1800m	1600m	1400m	1200m	1000m	800m	600m	400m	200m	WP	Average	
		Position in running (margin)	-	6(7.4)	8(15.4)	10(17.7)	11(14.4)	11(15.2)	11(14.1)	11(14.0)	11(14.2)	11(21.3)		31.90
		Sectional time (s)	17.54	15.95	15.58	14.97	15.86	15.62	15.21	14.96	15.47	16.59		
		Cumulative time (s)	157.75	140.21	124.26	108.68	93.71	77.85	62.23	47.02	32.06	16.59	2:37.75	
		Speed (m/s)	11.40	12.54	12.84	13.36	12.61	12.80	13.15	13.37	12.93	12.06	12.68	
		Stride length (m)	4.99	5.32	5.65	6.06	5.83	5.79	5.97	5.67	5.63	5.41	5.62	
		Stride duration (s)	0.433	0.424	0.440	0.454	0.462	0.452	0.454	0.424	0.436	0.449	0.443	
		Stride efficiency (%)	38.97	44.22	49.94	57.43	53.09	52.44	55.63	50.17	49.55	45.80	49.28	
		Stride count	40.05	37.60	35.38	32.99	34.31	34.53	33.52	35.30	35.52	36.94	356.14	

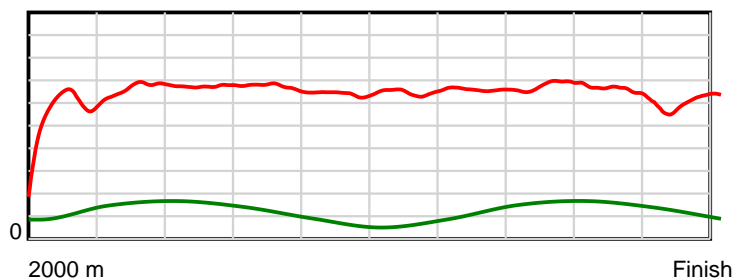
10 m Stride length



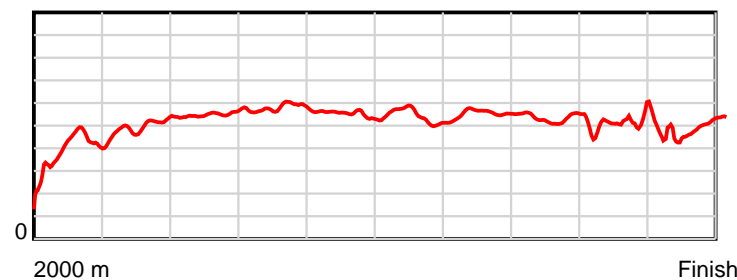
0.6 s Stride duration



20 m/sec Speed



100 % Stride efficiency



Note: Horizontal distance axis grid lines are 200m furlongs.

## Disclaimer.

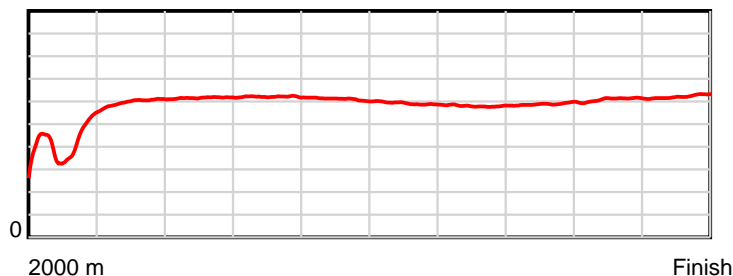
HRNZ and NZMTC and Thoroughbred Ratings Pty Ltd accepts no responsibility for the completeness or accuracy of any of the information contained herein, and makes no representations about its suitability for any particular purpose. Users should make their own judgements about those matters and/or seek independent advice. You assume all risks associated with use of the data provided on this page.

# Race Results

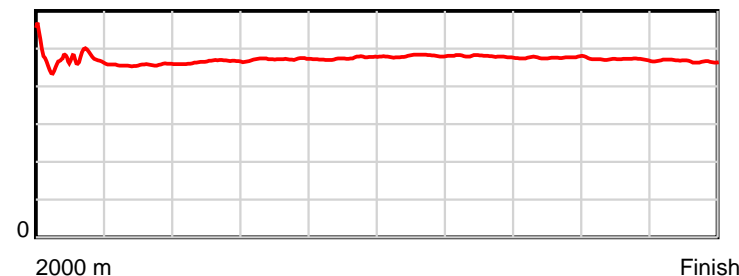
May 03, 2024, Race 3, HYDROFLOW TROT, Distance 2000m, Addington - Survey 3200m

Result	TAB no.	Horse (Barrier)	2000 to	1800m to	1600m to	1400m to	1200m to	1000m to	800m to	600m to	400m to	200m to	Total or	Margin
14th	11	Natives Infern... (13)	1800m	1600m	1400m	1200m	1000m	800m	600m	400m	200m	WP	Average	
		Position in running (margin)	-	13(44.8)	12(48.2)	12(48.5)	12(46.4)	12(46.0)	12(48.1)	12(55.5)	12(63.0)	12(70.8)		66.30
		Sectional time (s)	23.71	15.18	15.26	15.15	15.65	16.16	16.47	16.15	15.59	14.98		
		Cumulative time (s)	164.30	140.59	125.41	110.15	95.00	79.35	63.19	46.72	30.57	14.98	2:44.30	
		Speed (m/s)	8.43	13.18	13.11	13.20	12.78	12.38	12.14	12.38	12.83	13.35	12.17	
		Stride length (m)	4.20	6.02	6.10	6.23	6.07	5.94	5.83	5.90	6.04	6.23	5.78	
		Stride duration (s)	0.469	0.457	0.465	0.472	0.475	0.480	0.480	0.476	0.471	0.467	0.475	
		Stride efficiency (%)	27.54	56.57	58.06	60.67	57.54	55.20	53.03	54.38	57.09	60.72	52.27	
		Stride count	47.64	33.24	32.81	32.10	32.96	33.65	34.33	33.90	33.09	32.08	345.80	

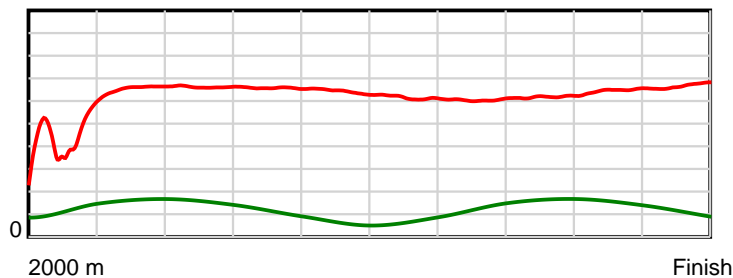
10 m Stride length



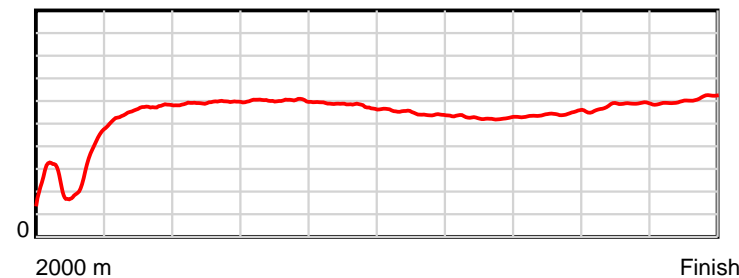
0.6 s Stride duration



20 m/sec Speed



100 % Stride efficiency



Note: Horizontal distance axis grid lines are 200m furlongs.

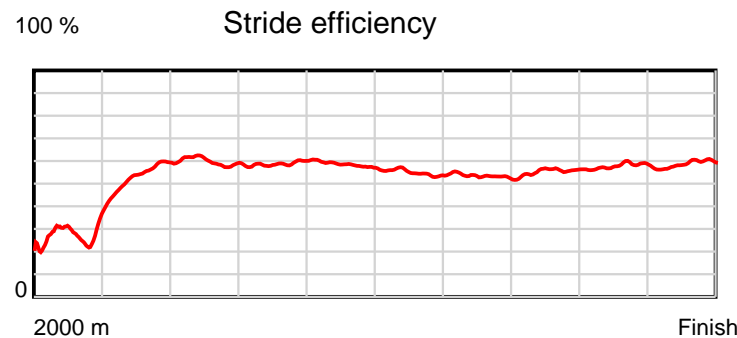
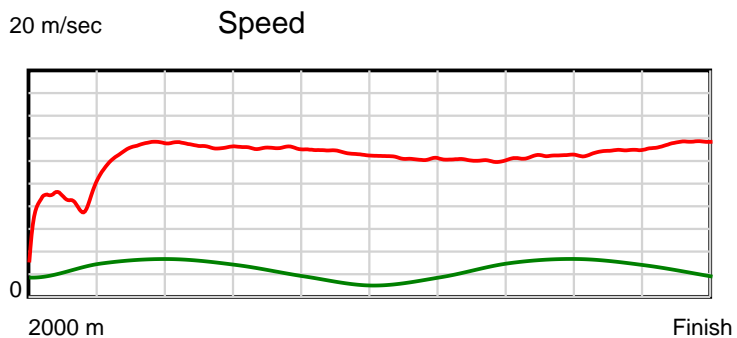
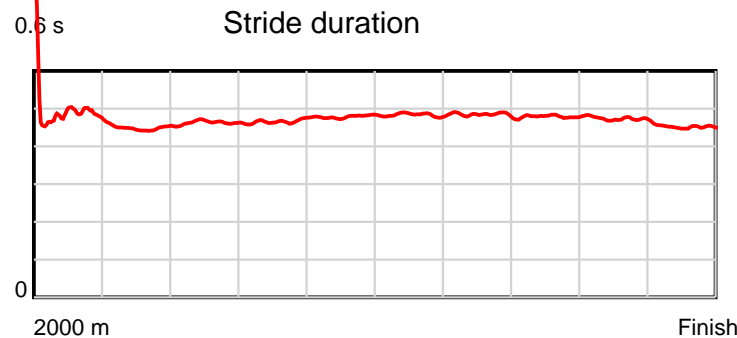
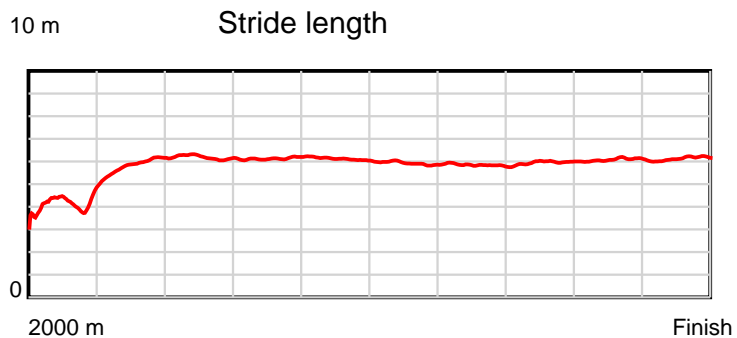
## Disclaimer.

HRNZ and NZMTC and Thoroughbred Ratings Pty Ltd accepts no responsibility for the completeness or accuracy of any of the information contained herein, and makes no representations about its suitability for any particular purpose. Users should make their own judgements about those matters and/or seek independent advice. You assume all risks associated with use of the data provided on this page.

# Race Results

May 03, 2024, Race 3, HYDROFLOW TROT, Distance 2000m, Addington - Survey 3200m

Result	TAB no.	Horse (Barrier)	2000 to	1800m to	1600m to	1400m to	1200m to	1000m to	800m to	600m to	400m to	200m to	Total or	Margin
15th	3	Markthewarrior (5)	1800m	1600m	1400m	1200m	1000m	800m	600m	400m	200m	WP	Average	
		Position in running (margin)	-	12(44.3)	13(51.0)	13(50.9)	13(48.7)	13(48.2)	13(50.1)	13(58.1)	13(65.5)	13(73.3)		66.50
		Sectional time (s)	23.65	15.74	15.19	15.14	15.64	16.12	16.56	16.15	15.59	14.54		
		Cumulative time (s)	164.32	140.67	124.93	109.74	94.60	78.96	62.84	46.28	30.13	14.54	2:44.32	
		Speed (m/s)	8.46	12.71	13.17	13.21	12.79	12.41	12.08	12.38	12.83	13.76	12.17	
		Stride length (m)	4.11	5.70	6.10	6.17	6.12	6.00	5.84	5.94	6.05	6.21	5.74	
		Stride duration (s)	0.477	0.449	0.463	0.467	0.479	0.483	0.484	0.480	0.471	0.451	0.472	
		Stride efficiency (%)	26.40	50.83	58.21	59.49	58.58	56.22	53.31	55.18	57.11	60.22	51.58	
		Stride count	48.66	35.07	32.77	32.42	32.66	33.35	34.24	33.66	33.08	32.22	348.13	



Note: Horizontal distance axis grid lines are 200m furlongs.

#### Disclaimer.

HRNZ and NZMTC and Thoroughbred Ratings Pty Ltd accepts no responsibility for the completeness or accuracy of any of the information contained herein, and makes no representations about its suitability for any particular purpose. Users should make their own judgements about those matters and/or seek independent advice. You assume all risks associated with use of the data provided on this page.