



Race Results

NZ Metropolitan Trotting Club Inc, HRNZ, May 08, 2024

Compilation date: May 9, 2024, 10:51:38 AM (NZST)

Copyright © 2024 HRNZ and NZMTC. All rights reserved.

Trademarks.

StrideMASTER is a registered trademark of Thoroughbred Ratings Pty Ltd.

Disclaimer.

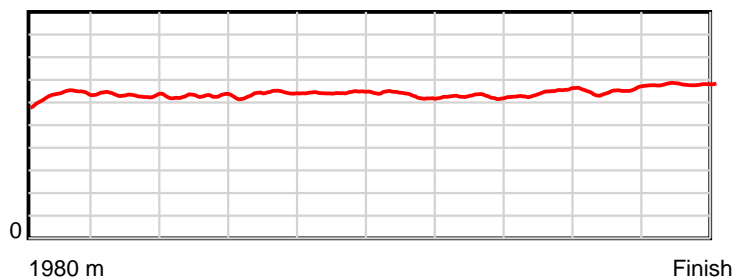
HRNZ and NZMTC and Thoroughbred Ratings Pty Ltd accepts no responsibility for the completeness or accuracy of any of the information contained herein, and makes no representations about its suitability for any particular purpose. Users should make their own judgements about those matters and/or seek independent advice. You assume all risks associated with use of the data provided on this page.

Race Results

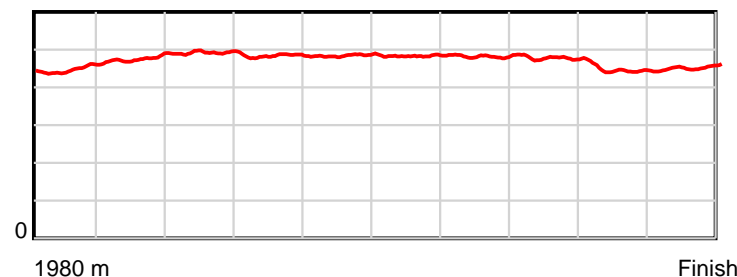
May 08, 2024, Race 7, GOLD BAND TAXIS MOBILE PACE, Distance 1980m, Addington - Survey 1980m

Result	TAB no.	Horse (Barrier)	1980 to	1800m to	1600m to	1400m to	1200m to	1000m to	800m to	600m to	400m to	200m to	Total or	Margin
1st	10	Ideal Double (10)	1800m	1600m	1400m	1200m	1000m	800m	600m	400m	200m	WP	Average	
		Position in running (margin)	-	2(2.4)	2(1.0)	2(1.4)	2(1.8)	2(1.7)	2(1.8)	2(2.1)	2(1.5)	1(0.0)		0.00
		Sectional time (s)	13.54	15.40	15.79	15.06	15.26	15.79	15.53	15.12	13.77	13.21		
		Cumulative time (s)	148.47	134.93	119.53	103.74	88.68	73.42	57.63	42.10	26.98	13.21	2:28.47	
		Speed (m/s)	13.30	12.99	12.67	13.28	13.11	12.67	12.88	13.23	14.52	15.14	13.34	
		Stride length (m)	6.26	6.18	6.23	6.41	6.34	6.11	6.21	6.31	6.46	6.87	6.33	
		Stride duration (s)	0.447	0.476	0.492	0.483	0.484	0.483	0.482	0.477	0.445	0.453	0.475	
		Stride efficiency (%)	61.28	59.66	60.62	64.21	62.88	58.41	60.18	62.15	65.24	73.66	62.66	
		Stride count	28.74	32.37	32.11	31.20	31.53	32.71	32.23	31.71	30.95	29.13	312.68	

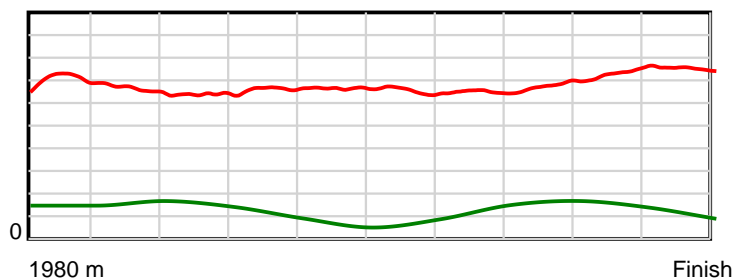
10 m Stride length



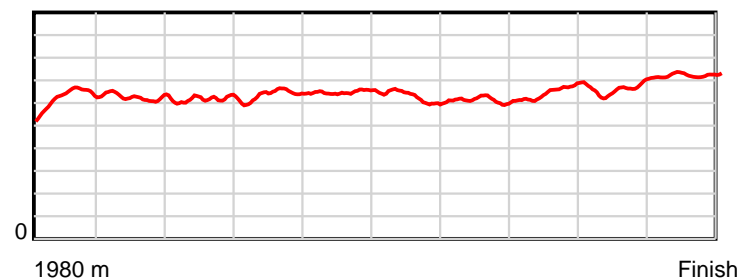
0.6 s Stride duration



20 m/sec Speed



100 % Stride efficiency



Note: Horizontal distance axis grid lines are 200m furlongs.

Disclaimer.

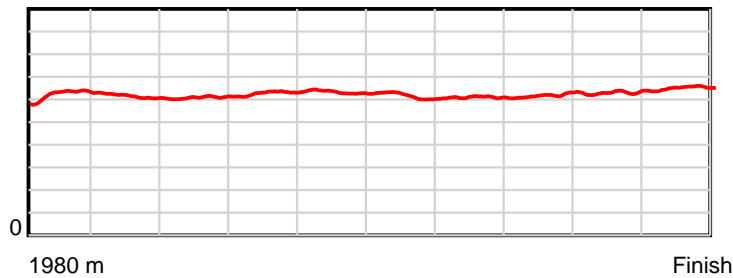
HRNZ and NZMTC and Thoroughbred Ratings Pty Ltd accepts no responsibility for the completeness or accuracy of any of the information contained herein, and makes no representations about its suitability for any particular purpose. Users should make their own judgements about those matters and/or seek independent advice. You assume all risks associated with use of the data provided on this page.

Race Results

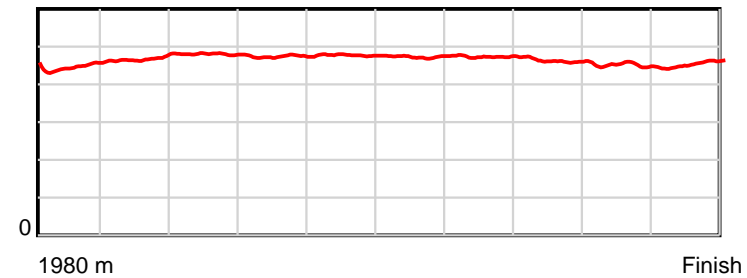
May 08, 2024, Race 7, GOLD BAND TAXIS MOBILE PACE, Distance 1980m, Addington - Survey 1980m

Result	TAB no.	Horse (Barrier)	1980 to	1800m to	1600m to	1400m to	1200m to	1000m to	800m to	600m to	400m to	200m to	Total or	Margin
2nd	3	Spiritual Blis... (3)	1800m	1600m	1400m	1200m	1000m	800m	600m	400m	200m	WP	Average	
		Position in running (margin)	-	1(0.0)	1(0.0)	1(0.0)	1(0.0)	1(0.0)	1(0.0)	1(0.0)	1(0.0)	2(1.5)		4.50
		Sectional time (s)	12.98	15.61	15.74	14.99	15.27	15.77	15.49	15.21	14.28	13.98		
		Cumulative time (s)	149.32	136.34	120.73	104.99	90.00	74.73	58.96	43.47	28.26	13.98	2:29.32	
		Speed (m/s)	13.87	12.81	12.71	13.34	13.10	12.68	12.91	13.15	14.01	14.31	13.26	
		Stride length (m)	6.20	5.99	6.10	6.32	6.25	6.00	6.11	6.07	6.30	6.51	6.18	
		Stride duration (s)	0.445	0.468	0.480	0.474	0.477	0.473	0.473	0.462	0.450	0.455	0.466	
		Stride efficiency (%)	60.10	56.10	58.15	62.34	61.06	56.22	58.28	57.61	62.08	66.17	59.70	
		Stride count	29.02	33.38	32.79	31.66	32.00	33.34	32.75	32.94	31.73	30.73	320.34	

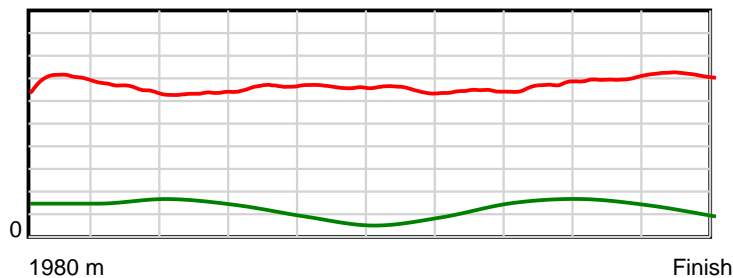
10 m Stride length



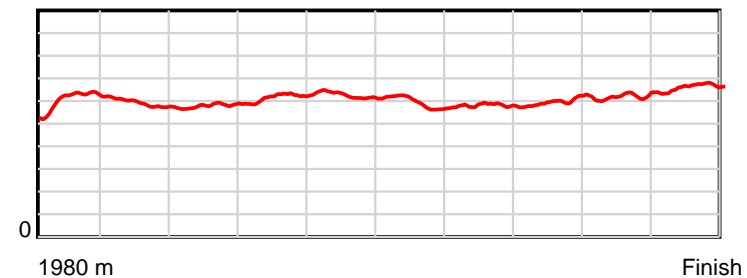
0.6 s Stride duration



20 m/sec Speed



100 % Stride efficiency



Note: Horizontal distance axis grid lines are 200m furlongs.

Disclaimer.

HRNZ and NZMTC and Thoroughbred Ratings Pty Ltd accepts no responsibility for the completeness or accuracy of any of the information contained herein, and makes no representations about its suitability for any particular purpose. Users should make their own judgements about those matters and/or seek independent advice. You assume all risks associated with use of the data provided on this page.




Race Results

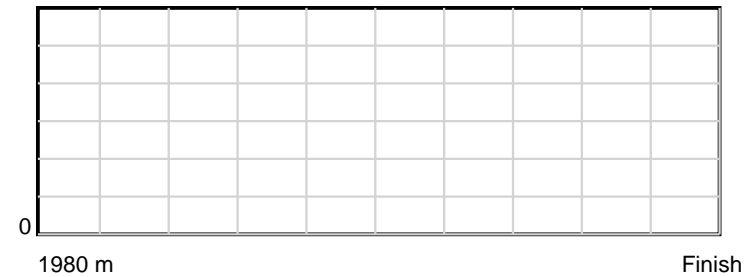
May 08, 2024, Race 7, GOLD BAND TAXIS MOBILE PACE, Distance 1980m, Addington - Survey 1980m

Result	TAB no.	Horse (Barrier)	1980 to 1800m	1800m to 1600m	1600m to 1400m	1400m to 1200m	1200m to 1000m	1000m to 800m	800m to 600m	600m to 400m	400m to 200m	200m to WP	Total or Average	Margin
3rd	1	Opo (1)												
		Position in running (margin)	-	()	()	()	()	()	()	()	()	()		4.80
		Sectional time (s)												
		Cumulative time (s)	NaN	NaN	NaN	NaN	NaN	NaN	NaN	NaN	NaN	NaN	2:29.38	
		Speed (m/s)												
		Stride length (m)												
		Stride duration (s)												
		Stride efficiency (%)												
		Stride count												


10 m Stride length



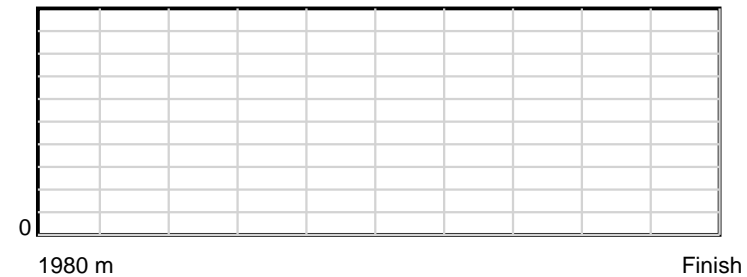
0.6 s Stride duration



20 m/sec Speed



100 % Stride efficiency



Note: Horizontal distance axis grid lines are 200m furlongs.

Disclaimer.

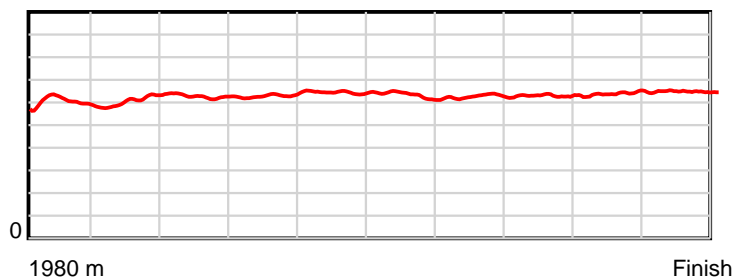
HRNZ and NZMTC and Thoroughbred Ratings Pty Ltd accepts no responsibility for the completeness or accuracy of any of the information contained herein, and makes no representations about its suitability for any particular purpose. Users should make their own judgements about those matters and/or seek independent advice. You assume all risks associated with use of the data provided on this page.

Race Results

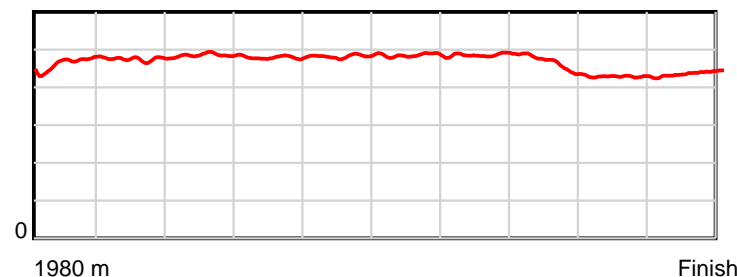
May 08, 2024, Race 7, GOLD BAND TAXIS MOBILE PACE, Distance 1980m, Addington - Survey 1980m

Result	TAB no.	Horse (Barrier)	1980 to	1800m to	1600m to	1400m to	1200m to	1000m to	800m to	600m to	400m to	200m to	Total or	Margin
4th	7	Sky Rocket (7)	1800m	1600m	1400m	1200m	1000m	800m	600m	400m	200m	WP	Average	
		Position in running (margin)	-	5(6.4)	8(8.7)	8(7.4)	8(8.1)	8(7.7)	7(7.2)	8(7.5)	7(5.8)	5(4.2)		5.10
		Sectional time (s)	14.28	15.99	15.52	15.10	15.21	15.69	15.53	14.93	13.77	13.41		
		Cumulative time (s)	149.43	135.15	119.16	103.64	88.54	73.33	57.64	42.11	27.18	13.41	2:29.43	
		Speed (m/s)	12.61	12.51	12.89	13.25	13.15	12.75	12.88	13.40	14.52	14.91	13.25	
		Stride length (m)	5.99	5.94	6.26	6.35	6.35	6.17	6.27	6.17	6.21	6.53	6.22	
		Stride duration (s)	0.467	0.475	0.486	0.479	0.483	0.484	0.487	0.460	0.428	0.438	0.470	
		Stride efficiency (%)	56.15	55.08	61.27	62.91	62.94	59.44	61.36	59.42	60.36	66.69	60.48	
		Stride count	30.03	33.69	31.94	31.52	31.51	32.43	31.92	32.43	32.18	30.61	318.26	

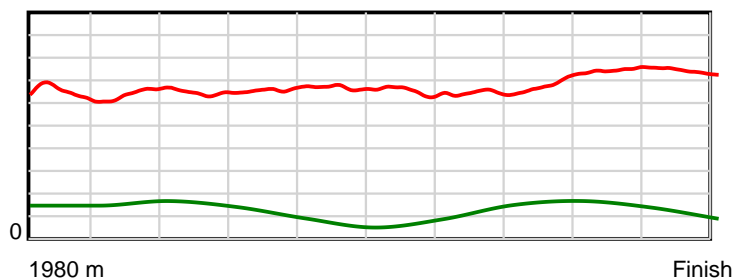
10 m Stride length



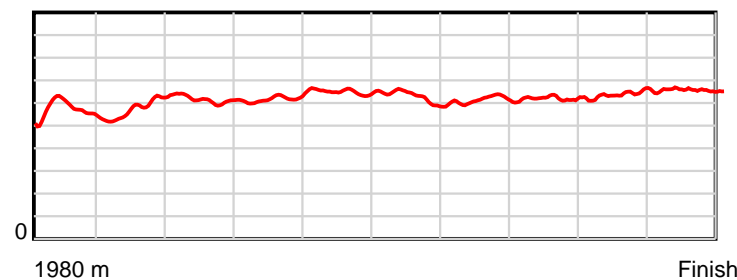
0.6 s Stride duration



20 m/sec Speed



100 % Stride efficiency



Note: Horizontal distance axis grid lines are 200m furlongs.

Disclaimer.

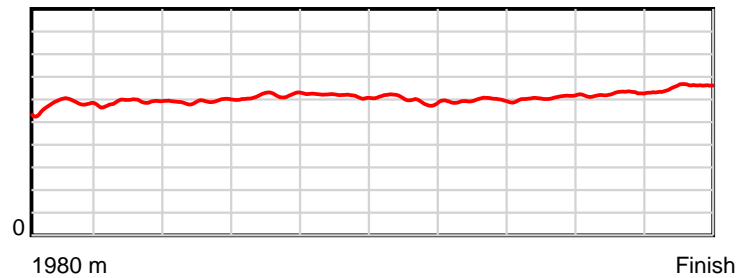
HRNZ and NZMTC and Thoroughbred Ratings Pty Ltd accepts no responsibility for the completeness or accuracy of any of the information contained herein, and makes no representations about its suitability for any particular purpose. Users should make their own judgements about those matters and/or seek independent advice. You assume all risks associated with use of the data provided on this page.

Race Results

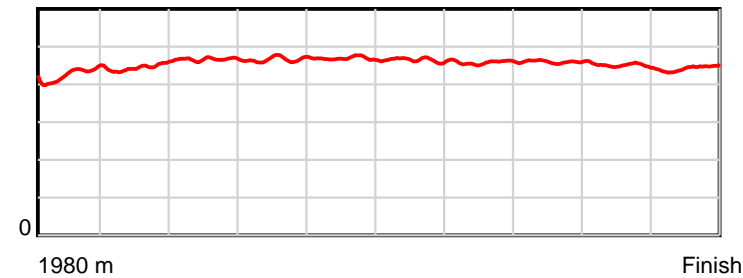
May 08, 2024, Race 7, GOLD BAND TAXIS MOBILE PACE, Distance 1980m, Addington - Survey 1980m

Result	TAB no.	Horse (Barrier)	1980 to	1800m to	1600m to	1400m to	1200m to	1000m to	800m to	600m to	400m to	200m to	Total or	Margin
5th	5	Krystal Deligh... (5)	1800m	1600m	1400m	1200m	1000m	800m	600m	400m	200m	WP	Average	
		Position in running (margin)	-	3(3.7)	3(1.4)	3(1.5)	3(2.3)	3(2.1)	3(2.5)	3(2.4)	3(2.0)	3(3.8)		5.10
		Sectional time (s)	13.70	15.24	15.74	15.13	15.24	15.84	15.48	15.14	14.33	13.61		
		Cumulative time (s)	149.45	135.75	120.51	104.77	89.64	74.40	58.56	43.08	27.94	13.61	2:29.45	
		Speed (m/s)	13.14	13.12	12.71	13.22	13.12	12.63	12.92	13.21	13.96	14.70	13.25	
		Stride length (m)	5.70	5.84	5.93	6.16	6.15	5.87	5.92	6.08	6.28	6.50	6.04	
		Stride duration (s)	0.428	0.445	0.467	0.466	0.469	0.465	0.458	0.460	0.450	0.442	0.456	
		Stride efficiency (%)	50.76	53.28	54.88	59.29	59.08	53.92	54.68	57.70	61.66	65.99	56.95	
		Stride count	31.58	34.25	33.75	32.47	32.53	34.05	33.81	32.91	31.84	30.78	327.97	

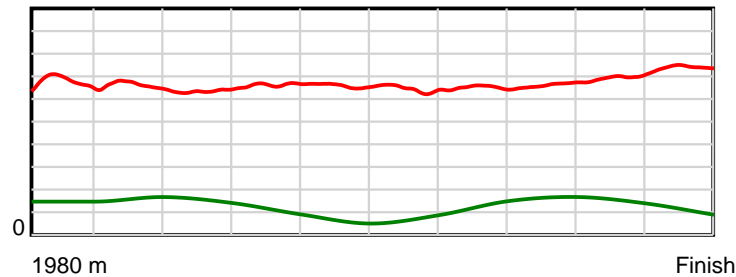
10 m Stride length



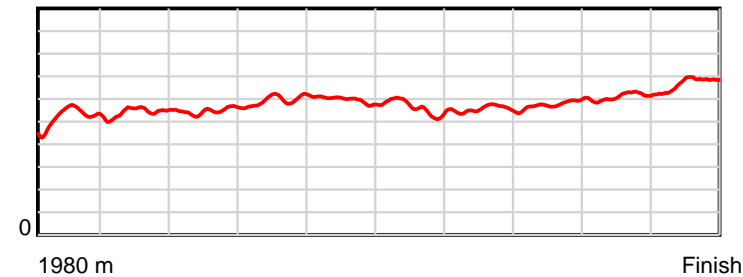
0.6 s Stride duration



20 m/sec Speed



100 % Stride efficiency



Note: Horizontal distance axis grid lines are 200m furlongs.

Disclaimer.

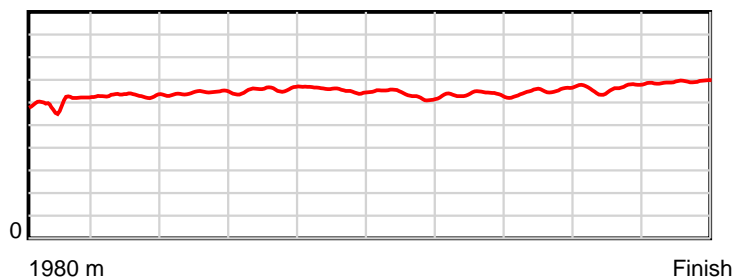
HRNZ and NZMTC and Thoroughbred Ratings Pty Ltd accepts no responsibility for the completeness or accuracy of any of the information contained herein, and makes no representations about its suitability for any particular purpose. Users should make their own judgements about those matters and/or seek independent advice. You assume all risks associated with use of the data provided on this page.

Race Results

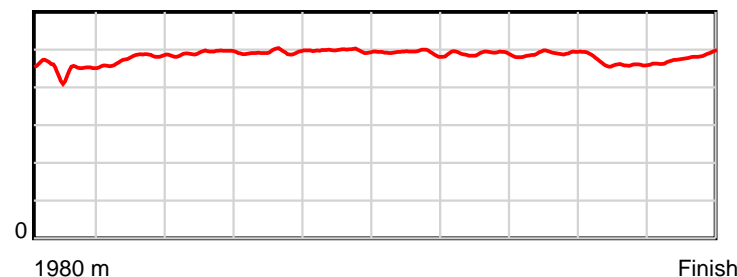
May 08, 2024, Race 7, GOLD BAND TAXIS MOBILE PACE, Distance 1980m, Addington - Survey 1980m

Result	TAB no.	Horse (Barrier)	1980 to	1800m to	1600m to	1400m to	1200m to	1000m to	800m to	600m to	400m to	200m to	Total or	Margin
7th	12	A Dancing Rock... (11)	1800m	1600m	1400m	1200m	1000m	800m	600m	400m	200m	WP	Average	
		Position in running (margin)	-	8(8.4)	6(6.7)	4(3.8)	4(4.4)	5(4.6)	5(5.2)	5(5.3)	6(5.4)	6(5.1)		7.00
		Sectional time (s)	14.39	15.34	15.24	15.10	15.32	15.86	15.50	15.23	13.97	13.86		
		Cumulative time (s)	149.81	135.42	120.08	104.84	89.74	74.42	58.56	43.06	27.83	13.86	2:29.81	
		Speed (m/s)	12.51	13.04	13.12	13.25	13.05	12.61	12.90	13.13	14.32	14.43	13.22	
		Stride length (m)	5.95	6.22	6.45	6.53	6.49	6.20	6.32	6.44	6.64	6.93	6.41	
		Stride duration (s)	0.449	0.477	0.492	0.493	0.497	0.492	0.490	0.490	0.464	0.480	0.485	
		Stride efficiency (%)	55.32	60.43	65.04	66.69	65.92	60.08	62.48	64.72	68.83	74.97	64.25	
		Stride count	30.25	32.16	31.00	30.62	30.79	32.26	31.63	31.08	30.13	28.87	308.79	

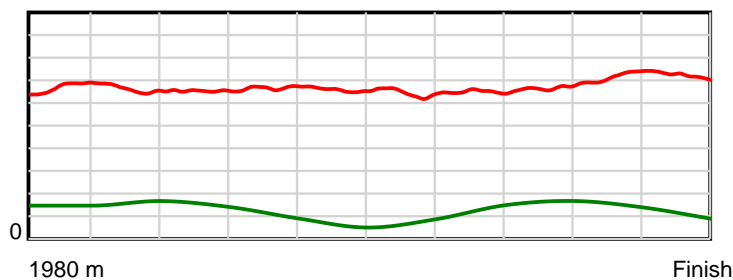
10 m Stride length



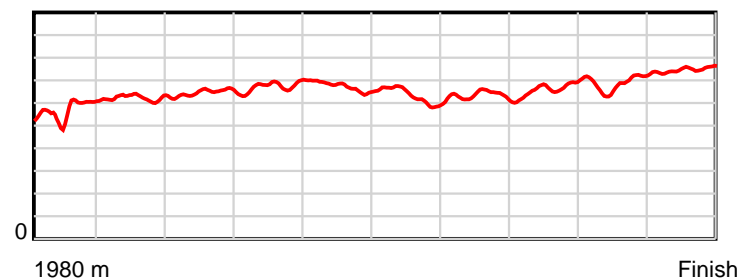
0.6 s Stride duration



20 m/sec Speed



100 % Stride efficiency



Note: Horizontal distance axis grid lines are 200m furlongs.

Disclaimer.

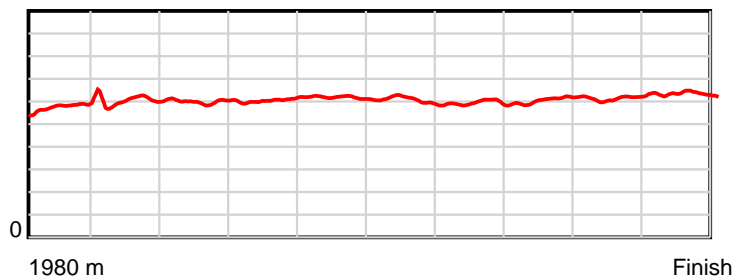
HRNZ and NZMTC and Thoroughbred Ratings Pty Ltd accepts no responsibility for the completeness or accuracy of any of the information contained herein, and makes no representations about its suitability for any particular purpose. Users should make their own judgements about those matters and/or seek independent advice. You assume all risks associated with use of the data provided on this page.

Race Results

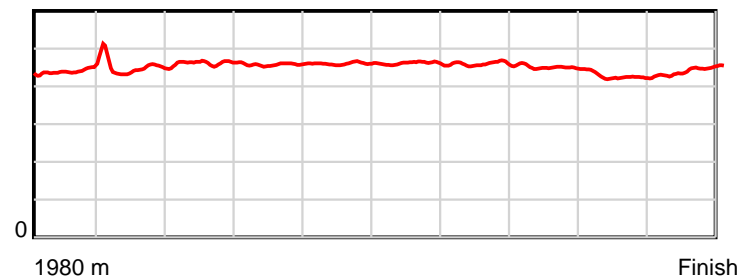
May 08, 2024, Race 7, GOLD BAND TAXIS MOBILE PACE, Distance 1980m, Addington - Survey 1980m

Result	TAB no.	Horse (Barrier)	1980 to	1800m to	1600m to	1400m to	1200m to	1000m to	800m to	600m to	400m to	200m to	Total or	Margin
8th	4	Tanganyika (4)	1800m	1600m	1400m	1200m	1000m	800m	600m	400m	200m	WP	Average	
		Position in running (margin)	-	4(6.0)	4(4.8)	5(3.9)	5(4.5)	4(3.9)	4(3.8)	4(3.9)	4(3.3)	4(4.1)		7.30
		Sectional time (s)	14.04	15.42	15.58	15.09	15.19	15.74	15.51	15.12	14.15	14.02		
		Cumulative time (s)	149.86	135.82	120.40	104.82	89.73	74.54	58.80	43.29	28.17	14.02	2:29.86	
		Speed (m/s)	12.82	12.97	12.84	13.25	13.17	12.71	12.89	13.23	14.13	14.27	13.21	
		Stride length (m)	5.73	5.83	5.94	6.06	6.06	5.85	5.93	5.95	6.00	6.32	5.97	
		Stride duration (s)	0.441	0.450	0.463	0.457	0.461	0.460	0.460	0.450	0.425	0.443	0.452	
		Stride efficiency (%)	51.33	53.16	55.10	57.39	57.48	53.43	54.94	55.29	56.32	62.32	55.62	
		Stride count	31.41	34.29	33.68	33.00	32.98	34.20	33.73	33.62	33.31	31.67	331.89	

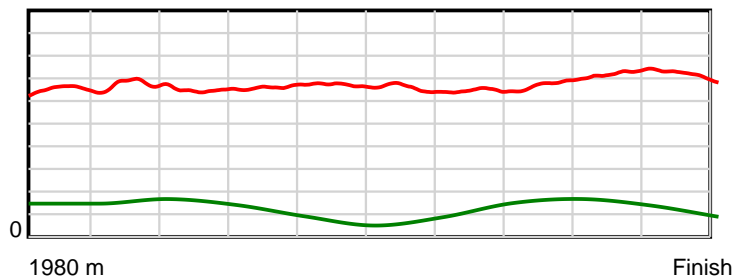
10 m Stride length



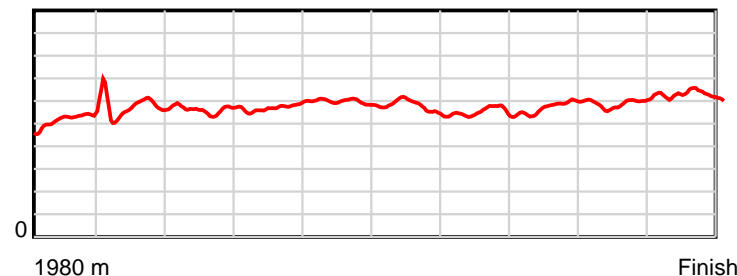
0.6 s Stride duration



20 m/sec Speed



100 % Stride efficiency



Note: Horizontal distance axis grid lines are 200m furlongs.

Disclaimer.

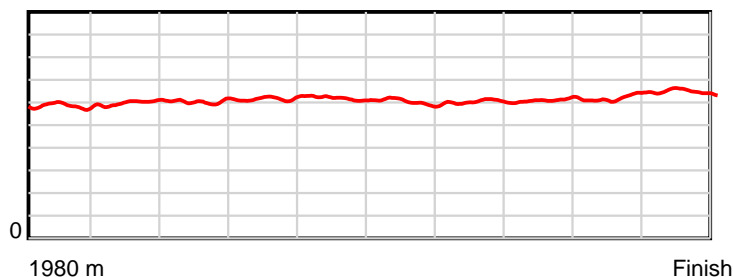
HRNZ and NZMTC and Thoroughbred Ratings Pty Ltd accepts no responsibility for the completeness or accuracy of any of the information contained herein, and makes no representations about its suitability for any particular purpose. Users should make their own judgements about those matters and/or seek independent advice. You assume all risks associated with use of the data provided on this page.

Race Results

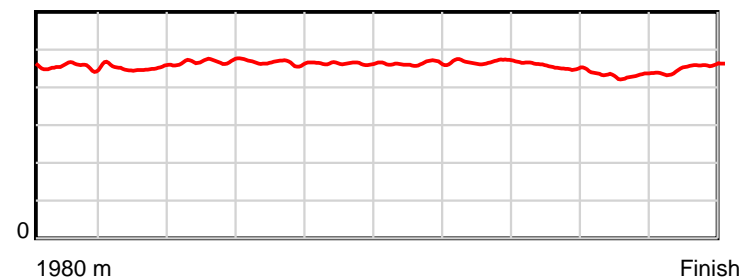
May 08, 2024, Race 7, GOLD BAND TAXIS MOBILE PACE, Distance 1980m, Addington - Survey 1980m

Result	TAB no.	Horse (Barrier)	1980 to	1800m to	1600m to	1400m to	1200m to	1000m to	800m to	600m to	400m to	200m to	Total or	Margin
9th	6	Bettor Lover (6)	1800m	1600m	1400m	1200m	1000m	800m	600m	400m	200m	WP	Average	
		Position in running (margin)	-	6(7.6)	5(6.3)	6(5.6)	6(6.1)	6(6.0)	6(5.4)	6(5.7)	5(5.1)	7(5.8)		9.00
		Sectional time (s)	14.31	15.41	15.62	15.07	15.26	15.68	15.54	15.10	14.13	14.06		
		Cumulative time (s)	150.18	135.87	120.46	104.84	89.77	74.51	58.83	43.29	28.19	14.06	2:30.18	
		Speed (m/s)	12.58	12.98	12.80	13.27	13.11	12.76	12.87	13.25	14.15	14.22	13.18	
		Stride length (m)	5.78	5.87	6.00	6.18	6.07	5.90	6.03	6.01	6.12	6.45	6.04	
		Stride duration (s)	0.455	0.452	0.469	0.465	0.463	0.463	0.469	0.454	0.432	0.454	0.458	
		Stride efficiency (%)	52.15	53.79	56.34	59.60	57.59	54.45	56.84	56.46	58.53	65.11	56.99	
		Stride count	31.16	34.09	33.31	32.39	32.94	33.88	33.16	33.27	32.68	30.99	327.87	

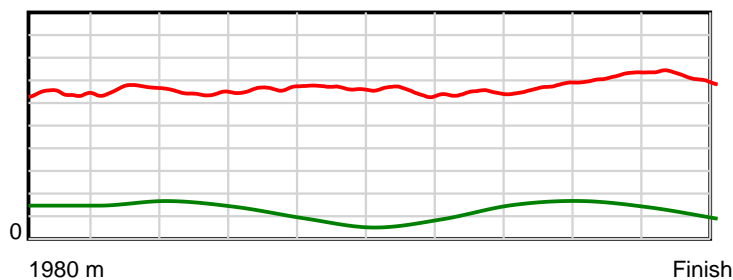
10 m Stride length



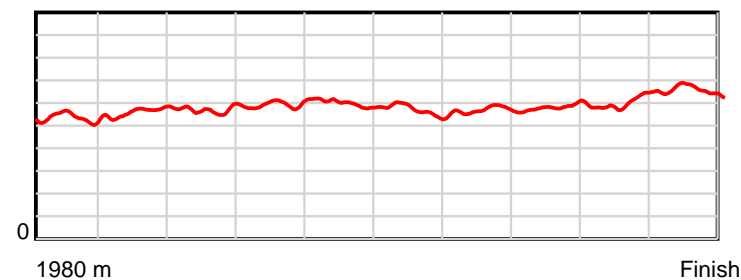
0.6 s Stride duration



20 m/sec Speed



100 % Stride efficiency



Note: Horizontal distance axis grid lines are 200m furlongs.

Disclaimer.

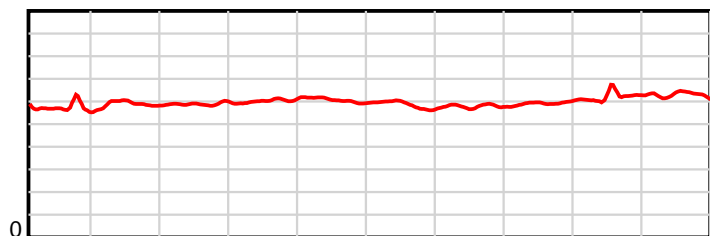
HRNZ and NZMTC and Thoroughbred Ratings Pty Ltd accepts no responsibility for the completeness or accuracy of any of the information contained herein, and makes no representations about its suitability for any particular purpose. Users should make their own judgements about those matters and/or seek independent advice. You assume all risks associated with use of the data provided on this page.

Race Results

May 08, 2024, Race 7, GOLD BAND TAXIS MOBILE PACE, Distance 1980m, Addington - Survey 1980m

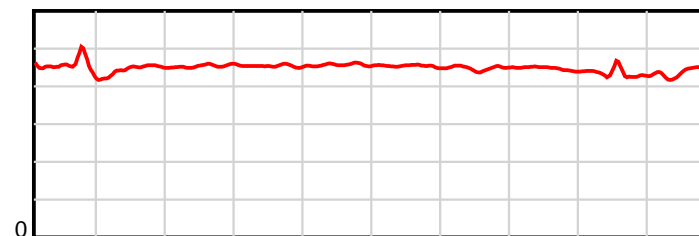
Result	TAB no.	Horse (Barrier)	1980 to	1800m to	1600m to	1400m to	1200m to	1000m to	800m to	600m to	400m to	200m to	Total or	Margin
10th	9	Doctor Tim (9)	1800m	1600m	1400m	1200m	1000m	800m	600m	400m	200m	WP	Average	
		Position in running (margin)	-	9(9.6)	7(8.2)	7(6.5)	7(7.4)	7(7.2)	8(7.3)	7(7.4)	8(6.9)	8(6.2)		10.10
		Sectional time (s)	14.80	15.39	15.44	15.15	15.24	15.79	15.51	15.12	13.91	14.05		
		Cumulative time (s)	150.40	135.60	120.21	104.77	89.62	74.38	58.59	43.08	27.96	14.05	2:30.40	
		Speed (m/s)	12.17	13.00	12.95	13.20	13.12	12.67	12.89	13.23	14.38	14.23	13.17	
		Stride length (m)	5.63	5.79	5.88	6.00	6.00	5.74	5.78	5.90	6.22	6.35	5.92	
		Stride duration (s)	0.451	0.446	0.454	0.454	0.457	0.453	0.449	0.446	0.433	0.446	0.450	
		Stride efficiency (%)	49.48	52.38	54.06	56.18	56.17	51.47	52.28	54.45	60.46	62.95	54.84	
		Stride count	31.99	34.54	34.00	33.36	33.36	34.85	34.58	33.88	32.15	31.51	334.22	

10 m Stride length



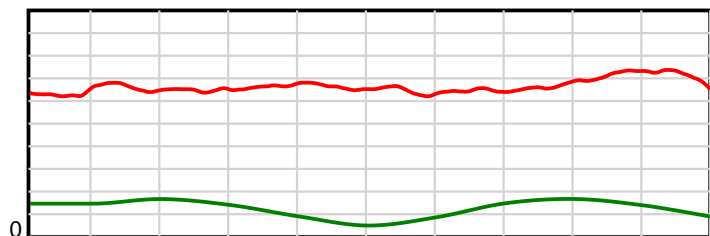
1980 m Finish

0.6 s Stride duration



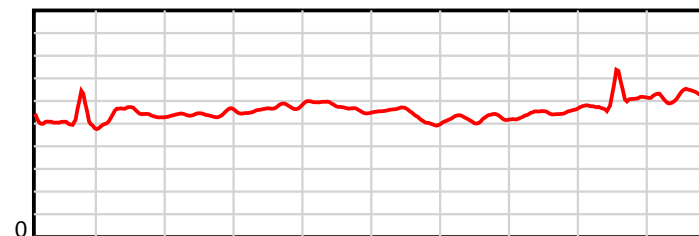
1980 m Finish

20 m/sec Speed



1980 m Finish

100 % Stride efficiency



1980 m Finish

Note: Horizontal distance axis grid lines are 200m furlongs.

Disclaimer.

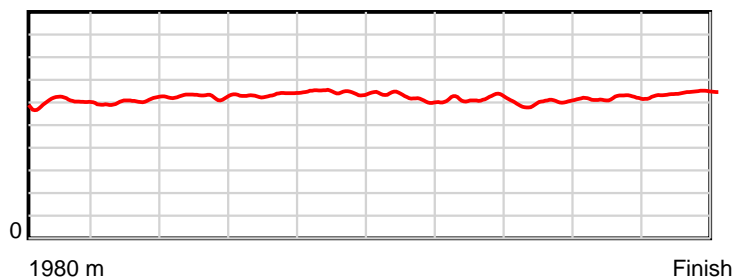
HRNZ and NZMTC and Thoroughbred Ratings Pty Ltd accepts no responsibility for the completeness or accuracy of any of the information contained herein, and makes no representations about its suitability for any particular purpose. Users should make their own judgements about those matters and/or seek independent advice. You assume all risks associated with use of the data provided on this page.

Race Results

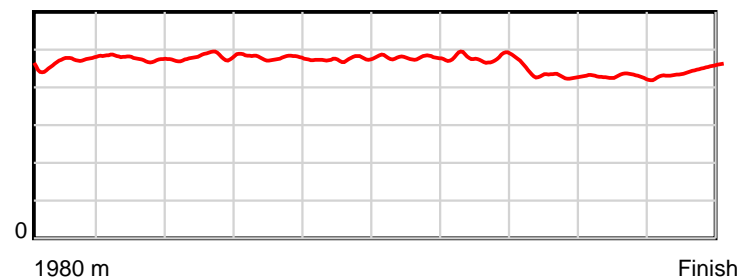
May 08, 2024, Race 7, GOLD BAND TAXIS MOBILE PACE, Distance 1980m, Addington - Survey 1980m

Result	TAB no.	Horse (Barrier)	1980 to	1800m to	1600m to	1400m to	1200m to	1000m to	800m to	600m to	400m to	200m to	Total or	Margin
11th	8	Knockshanbally (8)	1800m	1600m	1400m	1200m	1000m	800m	600m	400m	200m	WP	Average	
		Position in running (margin)	-	7(8.1)	9(11.2)	9(9.8)	9(10.8)	9(9.3)	9(9.6)	9(9.5)	9(7.1)	9(7.8)		10.60
		Sectional time (s)	14.62	16.13	15.50	15.16	15.02	15.82	15.47	14.81	14.15	13.81		
		Cumulative time (s)	150.49	135.87	119.74	104.24	89.08	74.06	58.24	42.77	27.96	13.81	2:30.49	
		Speed (m/s)	12.32	12.40	12.90	13.19	13.32	12.64	12.93	13.50	14.13	14.48	13.16	
		Stride length (m)	5.94	5.91	6.21	6.31	6.33	6.04	6.20	5.85	6.06	6.48	6.13	
		Stride duration (s)	0.469	0.477	0.482	0.478	0.476	0.478	0.480	0.433	0.429	0.447	0.466	
		Stride efficiency (%)	55.10	54.67	60.32	62.21	62.65	57.01	60.13	53.40	57.32	65.54	58.70	
		Stride count	30.31	33.81	32.19	31.70	31.59	33.11	32.24	34.21	33.02	30.88	323.06	

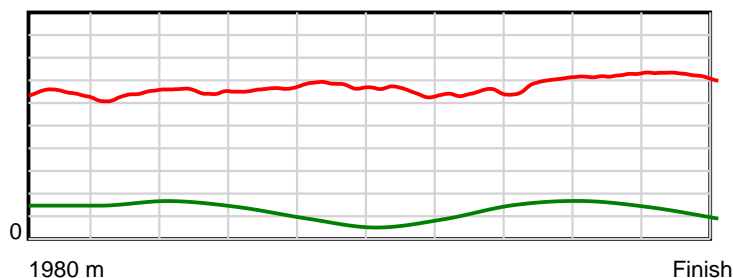
10 m Stride length



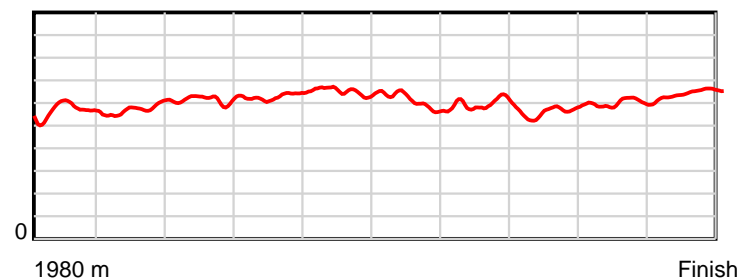
0.6 s Stride duration



20 m/sec Speed



100 % Stride efficiency



Note: Horizontal distance axis grid lines are 200m furlongs.

Disclaimer.

HRNZ and NZMTC and Thoroughbred Ratings Pty Ltd accepts no responsibility for the completeness or accuracy of any of the information contained herein, and makes no representations about its suitability for any particular purpose. Users should make their own judgements about those matters and/or seek independent advice. You assume all risks associated with use of the data provided on this page.