



## Race Results

NZ Metropolitan Trotting Club Inc, HRNZ, May 10, 2024

Compilation date: May 13, 2024, 10:32:31 AM (NZST)

Copyright © 2024 HRNZ and NZMTC. All rights reserved.

### Trademarks.

StrideMASTER is a registered trademark of Thoroughbred Ratings Pty Ltd.

### Disclaimer.

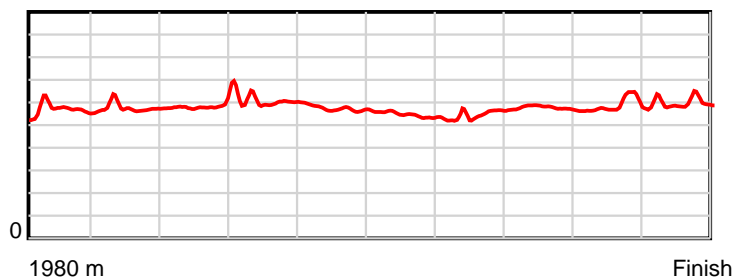
HRNZ and NZMTC and Thoroughbred Ratings Pty Ltd accepts no responsibility for the completeness or accuracy of any of the information contained herein, and makes no representations about its suitability for any particular purpose. Users should make their own judgements about those matters and/or seek independent advice. You assume all risks associated with use of the data provided on this page.

# Race Results

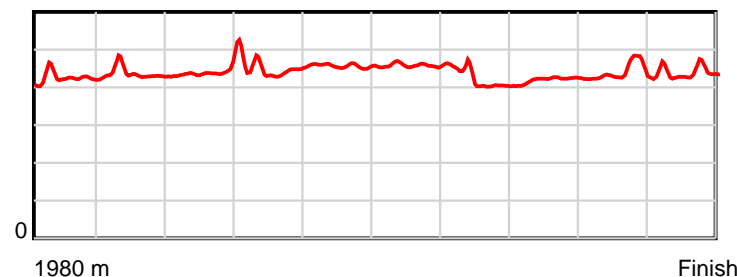
May 10, 2024, Race 1, WOODLANDS WEANLINGS ARE GROUP 1 WINNERS 2YO MOBILE TROT, Distance 1980m, Addington - Survey 1980m

| Result | TAB no. | Horse (Barrier)              | 1980 to | 1800m to | 1600m to | 1400m to | 1200m to | 1000m to | 800m to | 600m to | 400m to | 200m to | Total or | Margin |
|--------|---------|------------------------------|---------|----------|----------|----------|----------|----------|---------|---------|---------|---------|----------|--------|
| 1st    | 4       | Ya Rite Darl (5)             | 1800m   | 1600m    | 1400m    | 1200m    | 1000m    | 800m     | 600m    | 400m    | 200m    | WP      | Average  |        |
|        |         | Position in running (margin) | -       | 4(3.3)   | 4(5.8)   | 4(5.1)   | 4(4.4)   | 4(4.4)   | 4(2.7)  | 1(0.0)  | 1(0.0)  | 1(0.0)  |          | 0.00   |
|        |         | Sectional time (s)           | 13.66   | 15.27    | 15.00    | 14.77    | 16.44    | 17.44    | 15.35   | 14.74   | 14.80   | 14.67   |          |        |
|        |         | Cumulative time (s)          | 152.14  | 138.48   | 123.21   | 108.21   | 93.44    | 77.00    | 59.56   | 44.21   | 29.47   | 14.67   | 2:32.14  |        |
|        |         | Speed (m/s)                  | 13.17   | 13.10    | 13.33    | 13.54    | 12.17    | 11.47    | 13.03   | 13.57   | 13.51   | 13.63   | 13.01    |        |
|        |         | Stride length (m)            | 5.63    | 5.69     | 5.94     | 6.00     | 5.56     | 5.26     | 5.44    | 5.72    | 5.88    | 5.94    | 5.70     |        |
|        |         | Stride duration (s)          | 0.425   | 0.434    | 0.445    | 0.443    | 0.457    | 0.458    | 0.417   | 0.421   | 0.435   | 0.436   | 0.438    |        |
|        |         | Stride efficiency (%)        | 49.60   | 50.57    | 55.06    | 56.19    | 48.31    | 43.17    | 46.22   | 51.10   | 53.98   | 55.20   | 50.70    |        |
|        |         | Stride count                 | 31.95   | 35.16    | 33.69    | 33.35    | 35.97    | 38.05    | 36.77   | 34.98   | 34.03   | 33.65   | 347.60   |        |

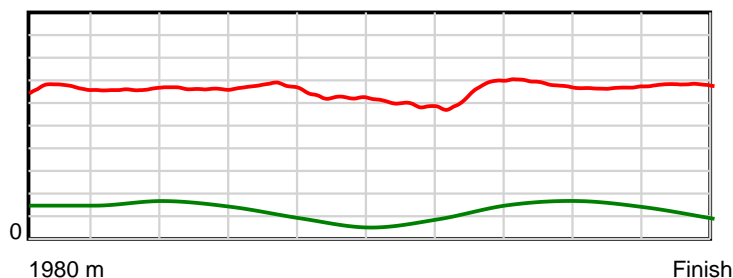
10 m Stride length



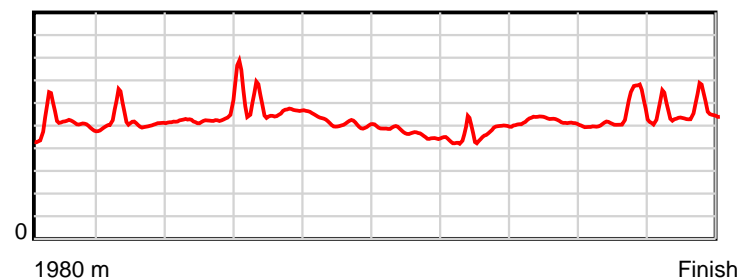
0.6 s Stride duration



20 m/sec Speed



100 % Stride efficiency



Note: Horizontal distance axis grid lines are 200m furlongs.

## Disclaimer.

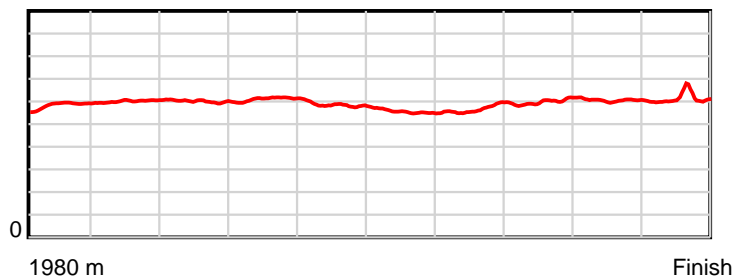
HRNZ and NZMTC and Thoroughbred Ratings Pty Ltd accepts no responsibility for the completeness or accuracy of any of the information contained herein, and makes no representations about its suitability for any particular purpose. Users should make their own judgements about those matters and/or seek independent advice. You assume all risks associated with use of the data provided on this page.

# Race Results

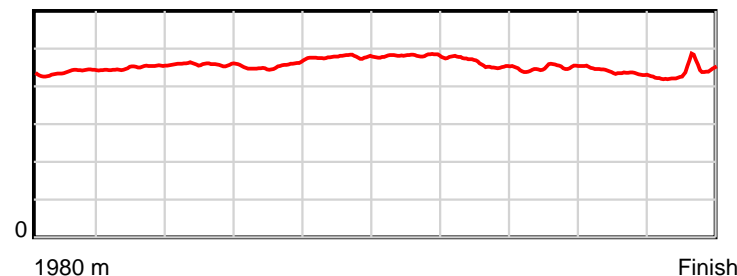
May 10, 2024, Race 1, WOODLANDS WEANLINGS ARE GROUP 1 WINNERS 2YO MOBILE TROT, Distance 1980m, Addington - Survey 1980m

| Result | TAB no. | Horse (Barrier)              | 1980 to | 1800m to | 1600m to | 1400m to | 1200m to | 1000m to | 800m to | 600m to | 400m to | 200m to | Total or | Margin |
|--------|---------|------------------------------|---------|----------|----------|----------|----------|----------|---------|---------|---------|---------|----------|--------|
| 2nd    | 3       | Carla Pixie (4)              | 1800m   | 1600m    | 1400m    | 1200m    | 1000m    | 800m     | 600m    | 400m    | 200m    | WP      | Average  |        |
|        |         | Position in running (margin) | -       | 3(3.2)   | 3(2.9)   | 3(2.4)   | 3(2.0)   | 3(2.6)   | 3(1.7)  | 4(4.2)  | 3(5.7)  | 3(3.5)  |          | 1.80   |
|        |         | Sectional time (s)           | 13.85   | 14.80    | 15.02    | 14.81    | 16.55    | 17.56    | 16.23   | 14.99   | 14.43   | 14.24   |          |        |
|        |         | Cumulative time (s)          | 152.48  | 138.63   | 123.83   | 108.81   | 94.00    | 77.45    | 59.89   | 43.66   | 28.67   | 14.24   | 2:32.48  |        |
|        |         | Speed (m/s)                  | 12.99   | 13.51    | 13.32    | 13.50    | 12.08    | 11.39    | 12.32   | 13.34   | 13.86   | 14.04   | 12.98    |        |
|        |         | Stride length (m)            | 5.80    | 6.08     | 6.11     | 6.12     | 5.78     | 5.47     | 5.70    | 5.99    | 6.07    | 6.12    | 5.92     |        |
|        |         | Stride duration (s)          | 0.437   | 0.450    | 0.459    | 0.454    | 0.478    | 0.480    | 0.462   | 0.449   | 0.438   | 0.436   | 0.456    |        |
|        |         | Stride efficiency (%)        | 52.63   | 57.67    | 58.29    | 58.59    | 52.17    | 46.78    | 50.74   | 56.03   | 57.50   | 58.56   | 54.70    |        |
|        |         | Stride count                 | 31.02   | 32.92    | 32.75    | 32.66    | 34.61    | 36.55    | 35.10   | 33.40   | 32.97   | 32.67   | 334.65   |        |

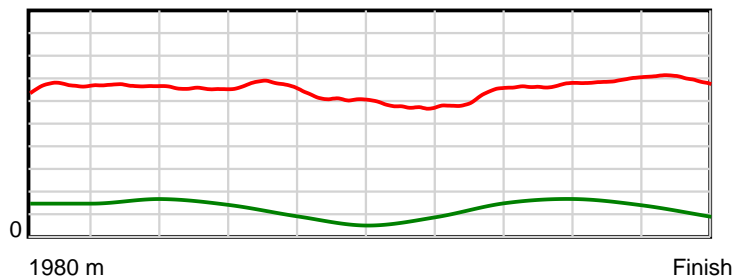
10 m Stride length



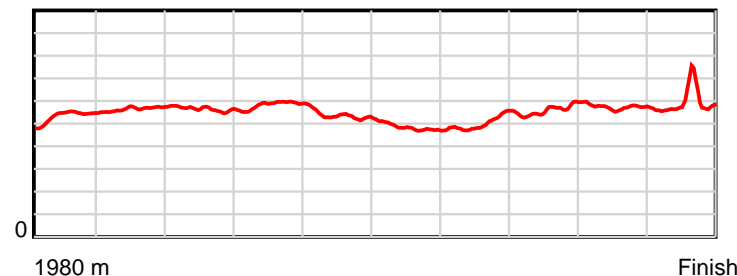
0.6 s Stride duration



20 m/sec Speed



100 % Stride efficiency



Note: Horizontal distance axis grid lines are 200m furlongs.

**Disclaimer.**

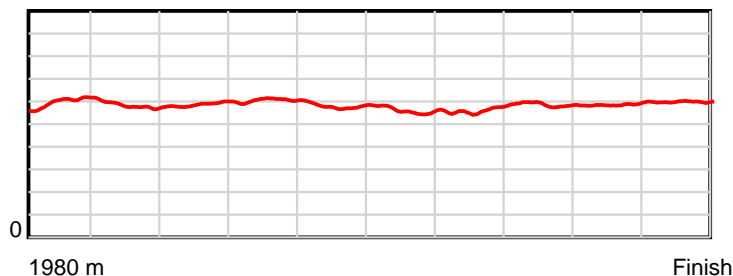
HRNZ and NZMTC and Thoroughbred Ratings Pty Ltd accepts no responsibility for the completeness or accuracy of any of the information contained herein, and makes no representations about its suitability for any particular purpose. Users should make their own judgements about those matters and/or seek independent advice. You assume all risks associated with use of the data provided on this page.

# Race Results

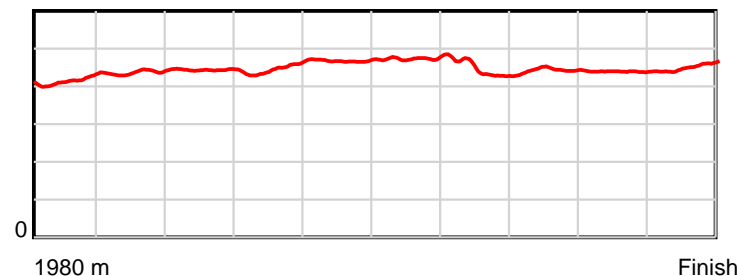
May 10, 2024, Race 1, WOODLANDS WEANLINGS ARE GROUP 1 WINNERS 2YO MOBILE TROT, Distance 1980m, Addington - Survey 1980m

| Result | TAB no. | Horse (Barrier)              | 1980 to      | 1800m to     | 1600m to     | 1400m to     | 1200m to     | 1000m to    | 800m to     | 600m to     | 400m to     | 200m to   | Total or       | Margin |
|--------|---------|------------------------------|--------------|--------------|--------------|--------------|--------------|-------------|-------------|-------------|-------------|-----------|----------------|--------|
| 3rd    | 6       | <b>Massive Merc (0)</b>      | <b>1800m</b> | <b>1600m</b> | <b>1400m</b> | <b>1200m</b> | <b>1000m</b> | <b>800m</b> | <b>600m</b> | <b>400m</b> | <b>200m</b> | <b>WP</b> | <b>Average</b> |        |
|        |         | Position in running (margin) | -            | 2(1.1)       | 2(2.7)       | 2(1.6)       | 2(1.0)       | 2(2.1)      | 2(0.6)      | 2(1.3)      | 2(2.9)      | 2(2.2)    |                | 5.10   |
|        |         | Sectional time (s)           | 13.55        | 15.11        | 14.92        | 14.79        | 16.62        | 17.47       | 15.91       | 15.01       | 14.68       | 15.04     |                |        |
|        |         | Cumulative time (s)          | 153.10       | 139.55       | 124.44       | 109.52       | 94.73        | 78.11       | 60.64       | 44.73       | 29.72       | 15.04     | 2:33.10        |        |
|        |         | Speed (m/s)                  | 13.28        | 13.24        | 13.40        | 13.52        | 12.03        | 11.45       | 12.57       | 13.32       | 13.62       | 13.30     | 12.93          |        |
|        |         | Stride length (m)            | 5.90         | 5.78         | 5.95         | 6.03         | 5.63         | 5.43        | 5.58        | 5.91        | 5.98        | 6.00      | 5.81           |        |
|        |         | Stride duration (s)          | 0.415        | 0.437        | 0.444        | 0.446        | 0.468        | 0.474       | 0.444       | 0.444       | 0.439       | 0.451     | 0.449          |        |
|        |         | Stride efficiency (%)        | 54.39        | 52.21        | 55.33        | 56.74        | 49.55        | 46.08       | 48.64       | 54.61       | 55.89       | 56.31     | 52.78          |        |
|        |         | Stride count                 | 30.51        | 34.60        | 33.61        | 33.19        | 35.52        | 36.83       | 35.85       | 33.83       | 33.44       | 33.32     | 340.70         |        |

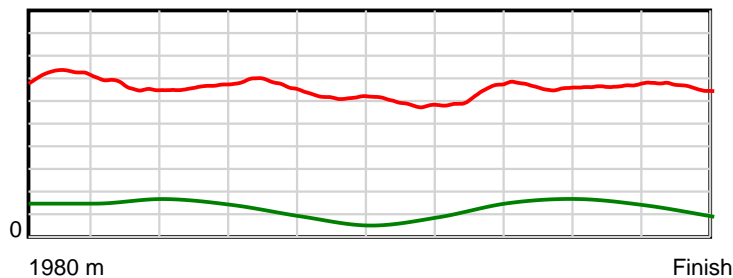
10 m Stride length



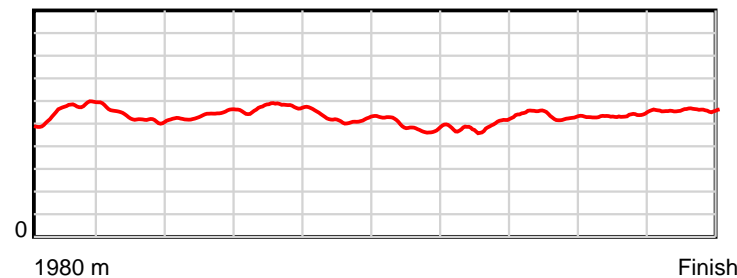
0.6 s Stride duration



20 m/sec Speed



100 % Stride efficiency



Note: Horizontal distance axis grid lines are 200m furlongs.

## Disclaimer.

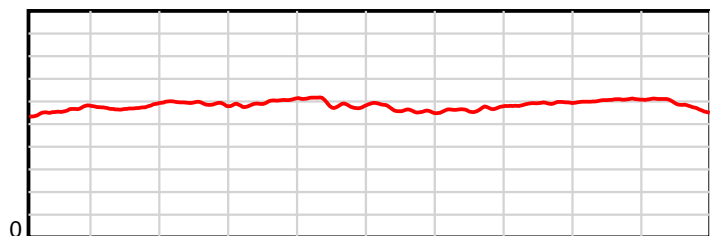
HRNZ and NZMTC and Thoroughbred Ratings Pty Ltd accepts no responsibility for the completeness or accuracy of any of the information contained herein, and makes no representations about its suitability for any particular purpose. Users should make their own judgements about those matters and/or seek independent advice. You assume all risks associated with use of the data provided on this page.

# Race Results

May 10, 2024, Race 1, WOODLANDS WEANLINGS ARE GROUP 1 WINNERS 2YO MOBILE TROT, Distance 1980m, Addington - Survey 1980m

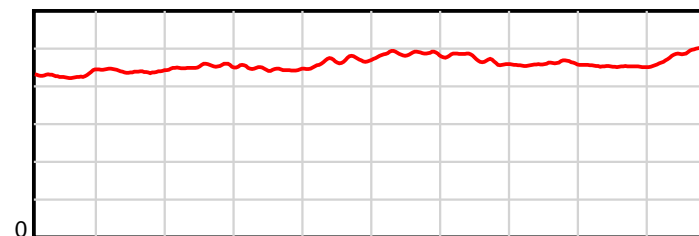
| Result | TAB no. | Horse (Barrier)              | 1980 to | 1800m to | 1600m to | 1400m to | 1200m to | 1000m to | 800m to | 600m to | 400m to | 200m to | Total or | Margin |
|--------|---------|------------------------------|---------|----------|----------|----------|----------|----------|---------|---------|---------|---------|----------|--------|
| 4th    | 2       | Miss Melanie (3)             | 1800m   | 1600m    | 1400m    | 1200m    | 1000m    | 800m     | 600m    | 400m    | 200m    | WP      | Average  |        |
|        |         | Position in running (margin) | -       | 5(6.2)   | 5(8.1)   | 5(7.2)   | 5(7.9)   | 5(5.0)   | 5(4.1)  | 5(9.0)  | 4(13.6) | 4(12.7) |          | 23.10  |
|        |         | Sectional time (s)           | 14.08   | 15.15    | 14.97    | 15.00    | 15.97    | 17.56    | 16.62   | 15.51   | 14.66   | 17.00   |          |        |
|        |         | Cumulative time (s)          | 156.52  | 142.44   | 127.29   | 112.32   | 97.32    | 81.35    | 63.79   | 47.17   | 31.66   | 17.00   | 2:36.52  |        |
|        |         | Speed (m/s)                  | 12.78   | 13.20    | 13.36    | 13.33    | 12.52    | 11.39    | 12.03   | 12.89   | 13.64   | 11.76   | 12.65    |        |
|        |         | Stride length (m)            | 5.57    | 5.81     | 6.05     | 5.95     | 5.85     | 5.54     | 5.68    | 5.93    | 6.18    | 5.78    | 5.83     |        |
|        |         | Stride duration (s)          | 0.430   | 0.440    | 0.453    | 0.447    | 0.467    | 0.486    | 0.472   | 0.460   | 0.453   | 0.491   | 0.461    |        |
|        |         | Stride efficiency (%)        | 48.48   | 52.71    | 57.17    | 55.41    | 53.45    | 48.00    | 50.40   | 55.03   | 59.65   | 52.13   | 53.11    |        |
|        |         | Stride count                 | 32.32   | 34.44    | 33.07    | 33.59    | 34.20    | 36.08    | 35.22   | 33.70   | 32.37   | 34.63   | 339.62   |        |

10 m Stride length



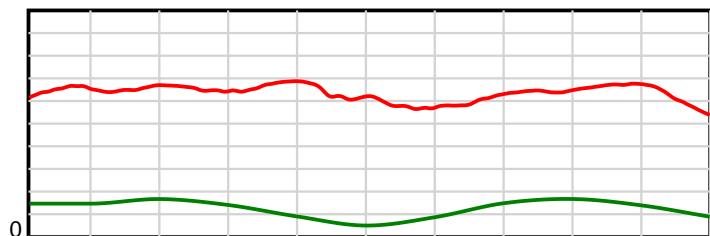
1980 m Finish

0.6 s Stride duration



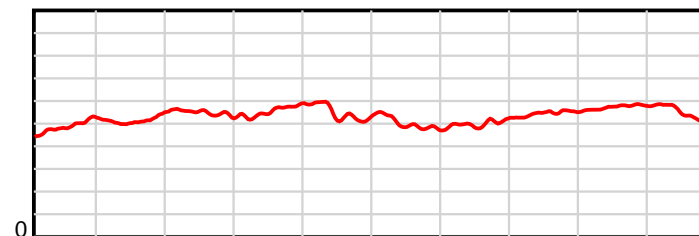
1980 m Finish

20 m/sec Speed



1980 m Finish

100 % Stride efficiency



1980 m Finish

Note: Horizontal distance axis grid lines are 200m furlongs.

## Disclaimer.

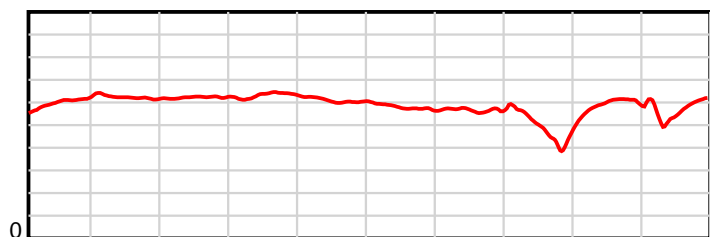
HRNZ and NZMTC and Thoroughbred Ratings Pty Ltd accepts no responsibility for the completeness or accuracy of any of the information contained herein, and makes no representations about its suitability for any particular purpose. Users should make their own judgements about those matters and/or seek independent advice. You assume all risks associated with use of the data provided on this page.

# Race Results

May 10, 2024, Race 1, WOODLANDS WEANLINGS ARE GROUP 1 WINNERS 2YO MOBILE TROT, Distance 1980m, Addington - Survey 1980m

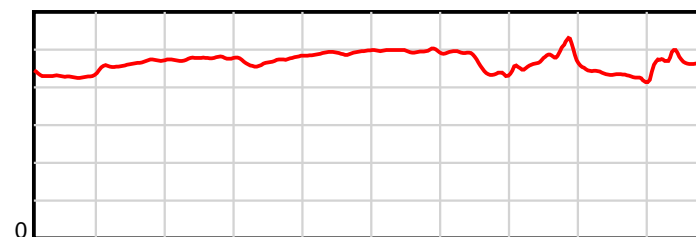
| Result | TAB no. | Horse (Barrier)              | 1980 to      | 1800m to     | 1600m to     | 1400m to     | 1200m to     | 1000m to    | 800m to     | 600m to     | 400m to     | 200m to   | Total or       | Margin |
|--------|---------|------------------------------|--------------|--------------|--------------|--------------|--------------|-------------|-------------|-------------|-------------|-----------|----------------|--------|
| 5th    | 1       | <b>Nobilo (2)</b>            | <b>1800m</b> | <b>1600m</b> | <b>1400m</b> | <b>1200m</b> | <b>1000m</b> | <b>800m</b> | <b>600m</b> | <b>400m</b> | <b>200m</b> | <b>WP</b> | <b>Average</b> |        |
|        |         | Position in running (margin) | -            | 1(0.0)       | 1(0.0)       | 1(0.0)       | 1(0.0)       | 1(0.0)      | 1(0.0)      | 3(2.4)      | 5(31.6)     | 5(29.0)   |                | 35.50  |
|        |         | Sectional time (s)           | 13.31        | 14.85        | 15.11        | 14.89        | 16.44        | 17.71       | 16.20       | 19.60       | 14.36       | 16.41     |                |        |
|        |         | Cumulative time (s)          | 158.88       | 145.57       | 130.72       | 115.61       | 100.72       | 84.28       | 66.57       | 50.37       | 30.77       | 16.41     | 2:38.88        |        |
|        |         | Speed (m/s)                  | 13.52        | 13.47        | 13.24        | 13.43        | 12.17        | 11.29       | 12.35       | 10.20       | 13.93       | 12.19     | 12.46          |        |
|        |         | Stride length (m)            | 5.99         | 6.26         | 6.30         | 6.32         | 5.98         | 5.60        | 5.72        | 4.88        | 5.94        | 5.77      | 5.84           |        |
|        |         | Stride duration (s)          | 0.431        | 0.465        | 0.476        | 0.470        | 0.492        | 0.496       | 0.463       | 0.479       | 0.427       | 0.473     | 0.469          |        |
|        |         | Stride efficiency (%)        | 56.04        | 61.19        | 62.12        | 62.43        | 55.93        | 49.07       | 51.07       | 37.25       | 55.13       | 52.01     | 53.38          |        |
|        |         | Stride count                 | 30.06        | 31.96        | 31.72        | 31.64        | 33.43        | 35.69       | 34.98       | 40.96       | 33.67       | 34.67     | 338.78         |        |

10 m Stride length



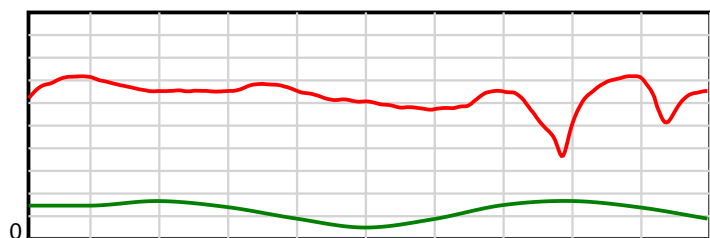
1980 m Finish

0.6 s Stride duration



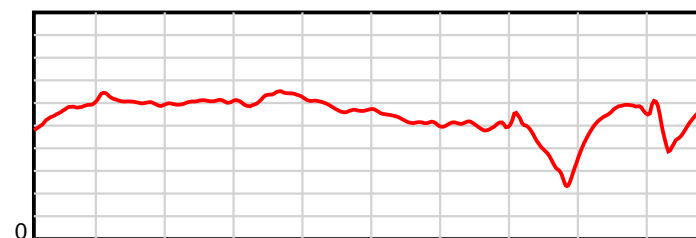
1980 m Finish

20 m/sec Speed



1980 m Finish

100 % Stride efficiency



1980 m Finish

Note: Horizontal distance axis grid lines are 200m furlongs.

**Disclaimer.**

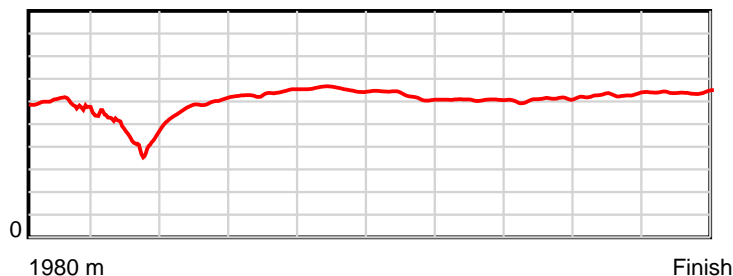
HRNZ and NZMTC and Thoroughbred Ratings Pty Ltd accepts no responsibility for the completeness or accuracy of any of the information contained herein, and makes no representations about its suitability for any particular purpose. Users should make their own judgements about those matters and/or seek independent advice. You assume all risks associated with use of the data provided on this page.

# Race Results

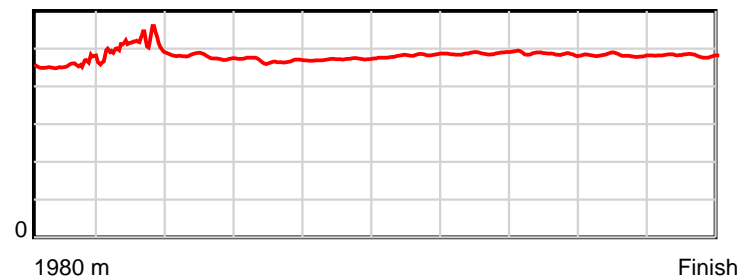
May 10, 2024, Race 1, WOODLANDS WEANLINGS ARE GROUP 1 WINNERS 2YO MOBILE TROT, Distance 1980m, Addington - Survey 1980m

| Result | TAB no. | Horse (Barrier)              | 1980 to | 1800m to | 1600m to | 1400m to | 1200m to | 1000m to | 800m to | 600m to | 400m to | 200m to | Total or | Margin |
|--------|---------|------------------------------|---------|----------|----------|----------|----------|----------|---------|---------|---------|---------|----------|--------|
| 6th    | 5       | Frazzled (1)                 | 1800m   | 1600m    | 1400m    | 1200m    | 1000m    | 800m     | 600m    | 400m    | 200m    | WP      | Average  |        |
|        |         | Position in running (margin) | -       | 6(8.2)   | 6(50.9)  | 6(59.2)  | 6(58.2)  | 6(48.6)  | 6(37.3) | 6(38.7) | 6(46.3) | 6(48.0) |          | 44.20  |
|        |         | Sectional time (s)           | 14.43   | 21.95    | 16.51    | 14.71    | 14.84    | 15.82    | 16.05   | 16.00   | 15.08   | 15.14   |          |        |
|        |         | Cumulative time (s)          | 160.53  | 146.10   | 124.15   | 107.64   | 92.93    | 78.09    | 62.27   | 46.22   | 30.22   | 15.14   | 2:40.53  |        |
|        |         | Speed (m/s)                  | 12.47   | 9.11     | 12.11    | 13.60    | 13.48    | 12.64    | 12.46   | 12.50   | 13.26   | 13.21   | 12.33    |        |
|        |         | Stride length (m)            | 5.61    | 4.41     | 5.80     | 6.36     | 6.36     | 6.10     | 6.08    | 6.07    | 6.39    | 6.37    | 5.89     |        |
|        |         | Stride duration (s)          | 0.436   | 0.484    | 0.478    | 0.468    | 0.472    | 0.482    | 0.488   | 0.486   | 0.482   | 0.482   | 0.478    |        |
|        |         | Stride efficiency (%)        | 49.11   | 30.38    | 52.48    | 63.29    | 63.26    | 58.09    | 57.83   | 57.65   | 63.83   | 63.34   | 54.22    |        |
|        |         | Stride count                 | 32.11   | 45.36    | 34.51    | 31.43    | 31.43    | 32.80    | 32.88   | 32.93   | 31.29   | 31.41   | 336.15   |        |

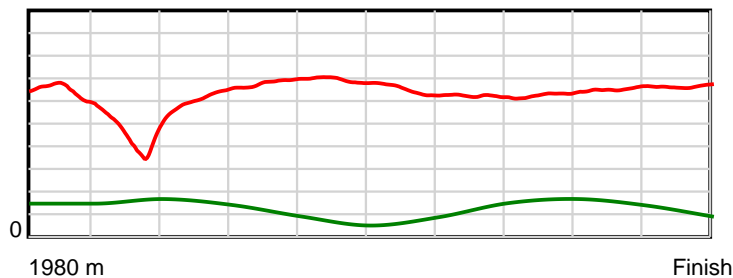
10 m Stride length



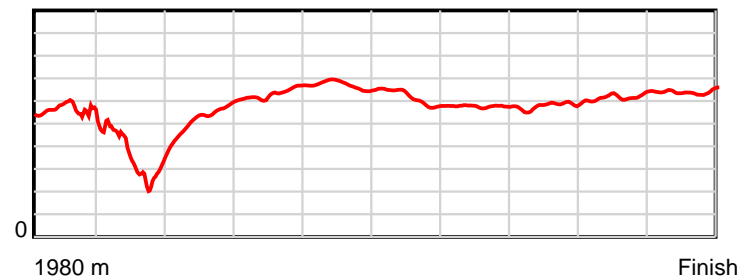
0.6 s Stride duration



20 m/sec Speed



100 % Stride efficiency



Note: Horizontal distance axis grid lines are 200m furlongs.

**Disclaimer.**

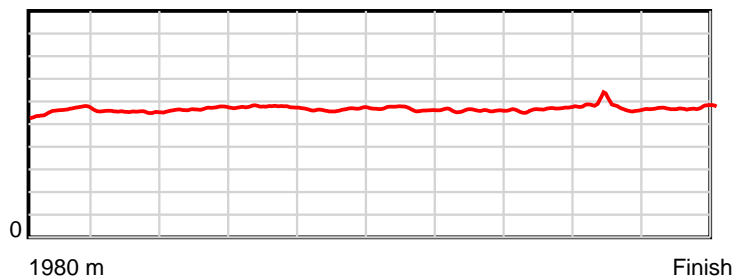
HRNZ and NZMTC and Thoroughbred Ratings Pty Ltd accepts no responsibility for the completeness or accuracy of any of the information contained herein, and makes no representations about its suitability for any particular purpose. Users should make their own judgements about those matters and/or seek independent advice. You assume all risks associated with use of the data provided on this page.

# Race Results

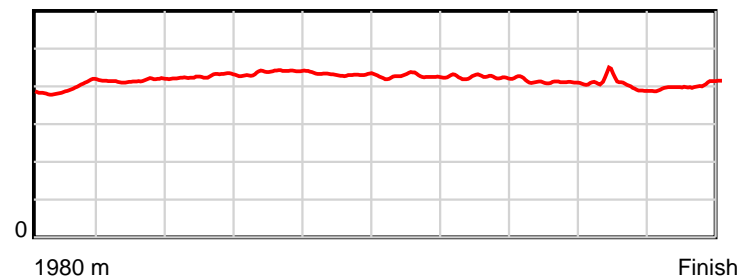
May 10, 2024, Race 2, IRT. YOUR HORSE. OUR PASSION. MOBILE TROT, Distance 1980m, Addington - Survey 1980m

| Result | TAB no. | Horse (Barrier)              | 1980 to      | 1800m to     | 1600m to     | 1400m to     | 1200m to     | 1000m to    | 800m to     | 600m to     | 400m to     | 200m to   | Total or       | Margin |
|--------|---------|------------------------------|--------------|--------------|--------------|--------------|--------------|-------------|-------------|-------------|-------------|-----------|----------------|--------|
| 1st    | 3       | <b>Buffy Northsta... (3)</b> | <b>1800m</b> | <b>1600m</b> | <b>1400m</b> | <b>1200m</b> | <b>1000m</b> | <b>800m</b> | <b>600m</b> | <b>400m</b> | <b>200m</b> | <b>WP</b> | <b>Average</b> |        |
|        |         | Position in running (margin) | -            | 4(3.0)       | 5(5.6)       | 6(7.3)       | 5(6.4)       | 5(5.5)      | 5(3.9)      | 4(3.4)      | 4(3.1)      | 3(2.2)    |                | 0.00   |
|        |         | Sectional time (s)           | 13.13        | 15.25        | 15.30        | 15.26        | 15.82        | 15.54       | 15.26       | 14.71       | 14.13       | 13.90     |                |        |
|        |         | Cumulative time (s)          | 148.30       | 135.17       | 119.92       | 104.62       | 89.36        | 73.54       | 58.00       | 42.74       | 28.03       | 13.90     | 2:28.30        |        |
|        |         | Speed (m/s)                  | 13.70        | 13.11        | 13.07        | 13.11        | 12.64        | 12.87       | 13.11       | 13.60       | 14.15       | 14.39     | 13.35          |        |
|        |         | Stride length (m)            | 5.49         | 5.45         | 5.58         | 5.74         | 5.45         | 5.49        | 5.57        | 5.58        | 5.71        | 5.79      | 5.58           |        |
|        |         | Stride duration (s)          | 0.396        | 0.415        | 0.427        | 0.438        | 0.431        | 0.426       | 0.425       | 0.410       | 0.403       | 0.403     | 0.418          |        |
|        |         | Stride efficiency (%)        | 47.14        | 46.38        | 48.72        | 51.53        | 46.48        | 47.07       | 48.42       | 48.64       | 50.95       | 52.43     | 48.73          |        |
|        |         | Stride count                 | 32.77        | 36.71        | 35.82        | 34.83        | 36.67        | 36.44       | 35.93       | 35.85       | 35.02       | 34.53     | 354.57         |        |

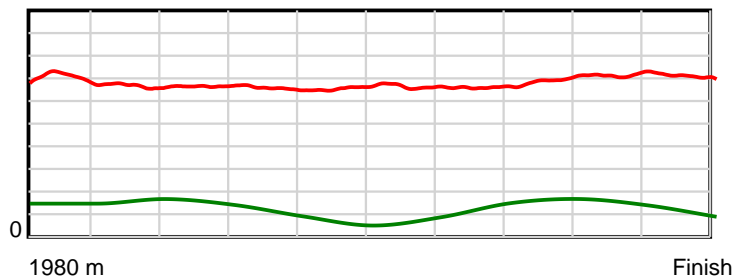
10 m Stride length



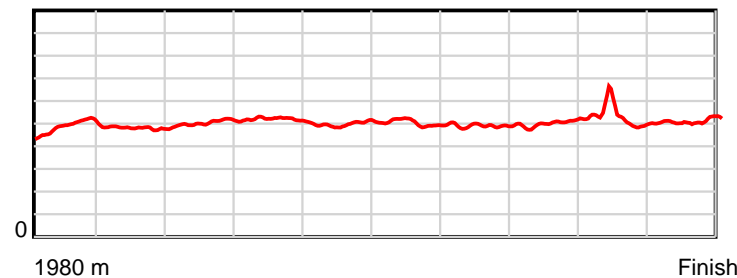
0.6 s Stride duration



20 m/sec Speed



100 % Stride efficiency



Note: Horizontal distance axis grid lines are 200m furlongs.

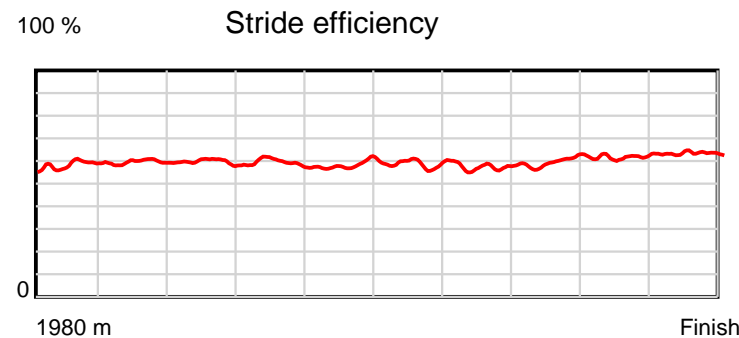
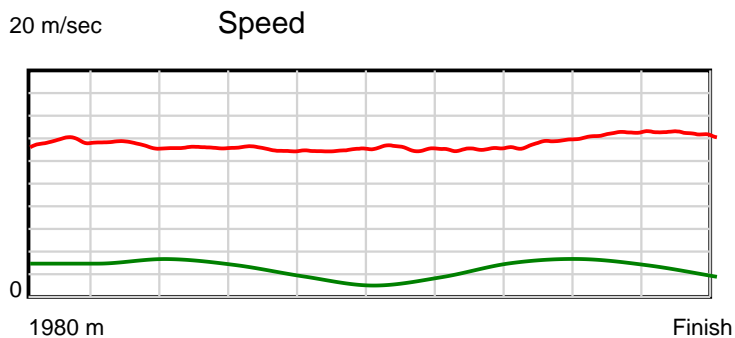
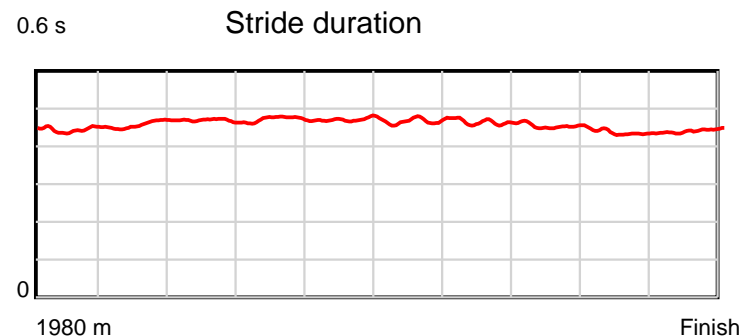
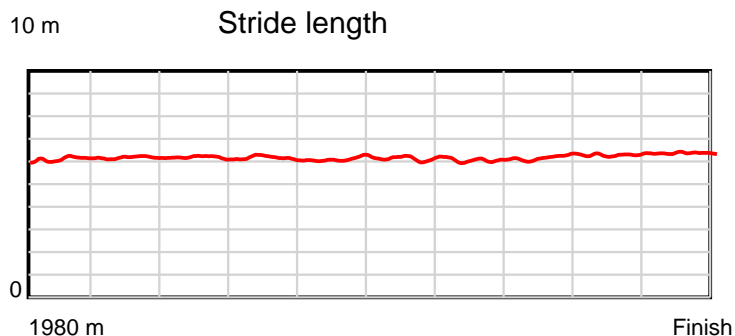
## Disclaimer.

HRNZ and NZMTC and Thoroughbred Ratings Pty Ltd accepts no responsibility for the completeness or accuracy of any of the information contained herein, and makes no representations about its suitability for any particular purpose. Users should make their own judgements about those matters and/or seek independent advice. You assume all risks associated with use of the data provided on this page.

# Race Results

May 10, 2024, Race 2, IRT. YOUR HORSE. OUR PASSION. MOBILE TROT, Distance 1980m, Addington - Survey 1980m

| Result | TAB no. | Horse (Barrier)              | 1980 to      | 1800m to     | 1600m to     | 1400m to     | 1200m to     | 1000m to    | 800m to     | 600m to     | 400m to     | 200m to   | Total or       | Margin |
|--------|---------|------------------------------|--------------|--------------|--------------|--------------|--------------|-------------|-------------|-------------|-------------|-----------|----------------|--------|
| 2nd    | 12      | <b>Father Time (10)</b>      | <b>1800m</b> | <b>1600m</b> | <b>1400m</b> | <b>1200m</b> | <b>1000m</b> | <b>800m</b> | <b>600m</b> | <b>400m</b> | <b>200m</b> | <b>WP</b> | <b>Average</b> |        |
|        |         | Position in running (margin) | -            | 8(6.5)       | 7(7.3)       | 8(8.8)       | 8(8.3)       | 7(7.3)      | 7(5.4)      | 6(5.3)      | 6(5.0)      | 5(3.5)    |                | 0.50   |
|        |         | Sectional time (s)           | 13.49        | 14.95        | 15.26        | 15.34        | 15.81        | 15.49       | 15.33       | 14.69       | 14.04       | 13.96     |                |        |
|        |         | Cumulative time (s)          | 148.36       | 134.87       | 119.92       | 104.66       | 89.32        | 73.51       | 58.02       | 42.69       | 28.00       | 13.96     | 2:28.36        |        |
|        |         | Speed (m/s)                  | 13.34        | 13.38        | 13.11        | 13.04        | 12.65        | 12.91       | 13.05       | 13.61       | 14.25       | 14.33     | 13.35          |        |
|        |         | Stride length (m)            | 6.07         | 6.12         | 6.14         | 6.16         | 5.96         | 6.03        | 6.05        | 6.17        | 6.21        | 6.32      | 6.12           |        |
|        |         | Stride duration (s)          | 0.444        | 0.458        | 0.469        | 0.472        | 0.471        | 0.467       | 0.464       | 0.453       | 0.436       | 0.441     | 0.459          |        |
|        |         | Stride efficiency (%)        | 57.53        | 58.54        | 58.95        | 59.31        | 55.56        | 56.79       | 57.23       | 59.49       | 60.19       | 62.41     | 58.56          |        |
|        |         | Stride count                 | 29.67        | 32.68        | 32.56        | 32.46        | 33.54        | 33.18       | 33.05       | 32.41       | 32.23       | 31.65     | 323.43         |        |



Note: Horizontal distance axis grid lines are 200m furlongs.

#### Disclaimer.

HRNZ and NZMTC and Thoroughbred Ratings Pty Ltd accepts no responsibility for the completeness or accuracy of any of the information contained herein, and makes no representations about its suitability for any particular purpose. Users should make their own judgements about those matters and/or seek independent advice. You assume all risks associated with use of the data provided on this page.

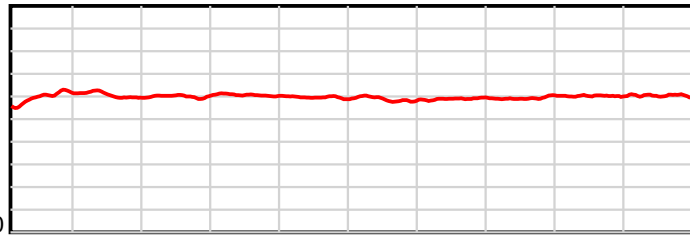
# Race Results

May 10, 2024, Race 2, IRT. YOUR HORSE. OUR PASSION. MOBILE TROT, Distance 1980m, Addington - Survey 1980m

| Result | TAB no. | Horse (Barrier)              | 1980 to | 1800m to | 1600m to | 1400m to | 1200m to | 1000m to | 800m to | 600m to | 400m to | 200m to | Total or | Margin |
|--------|---------|------------------------------|---------|----------|----------|----------|----------|----------|---------|---------|---------|---------|----------|--------|
| 3rd    | 4       | Jordan Anne (4)              | 1800m   | 1600m    | 1400m    | 1200m    | 1000m    | 800m     | 600m    | 400m    | 200m    | WP      | Average  |        |
|        |         | Position in running (margin) | -       | 1(0.0)   | 1(0.0)   | 1(0.0)   | 1(0.0)   | 1(0.0)   | 1(0.0)  | 1(0.0)  | 1(0.0)  | 1(0.0)  |          | 1.70   |
|        |         | Sectional time (s)           | 12.48   | 14.81    | 15.02    | 15.42    | 15.97    | 15.81    | 15.35   | 14.75   | 14.29   | 14.72   |          |        |
|        |         | Cumulative time (s)          | 148.62  | 136.14   | 121.33   | 106.31   | 90.89    | 74.92    | 59.11   | 43.76   | 29.01   | 14.72   | 2:28.62  |        |
|        |         | Speed (m/s)                  | 14.42   | 13.50    | 13.32    | 12.97    | 12.52    | 12.65    | 13.03   | 13.56   | 14.00   | 13.59   | 13.32    |        |
|        |         | Stride length (m)            | 5.91    | 6.08     | 6.05     | 6.05     | 5.87     | 5.83     | 5.89    | 5.97    | 6.00    | 5.98    | 5.96     |        |
|        |         | Stride duration (s)          | 0.411   | 0.450    | 0.454    | 0.467    | 0.469    | 0.461    | 0.452   | 0.440   | 0.429   | 0.440   | 0.448    |        |
|        |         | Stride efficiency (%)        | 54.57   | 57.79    | 57.12    | 57.26    | 53.82    | 53.17    | 54.24   | 55.69   | 56.30   | 55.80   | 55.55    |        |
|        |         | Stride count                 | 30.46   | 32.89    | 33.08    | 33.04    | 34.08    | 34.29    | 33.95   | 33.50   | 33.32   | 33.47   | 332.08   |        |

10 m

Stride length

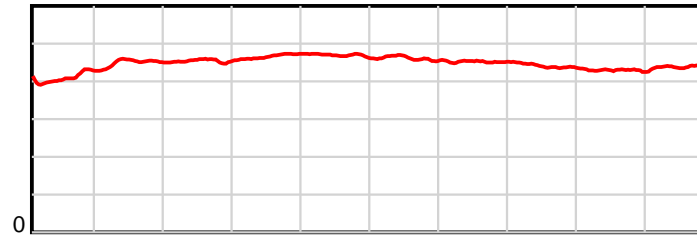


1980 m

Finish

0.6 s

Stride duration

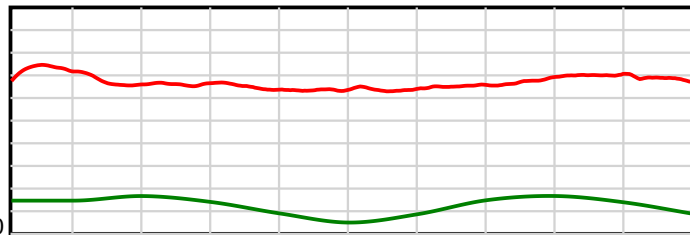


1980 m

Finish

20 m/sec

Speed

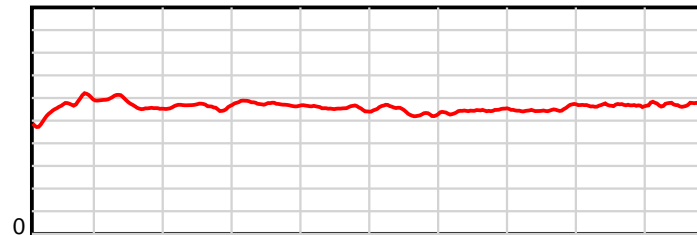


1980 m

Finish

100 %

Stride efficiency



1980 m

Finish

Note: Horizontal distance axis grid lines are 200m furlongs.

**Disclaimer.**

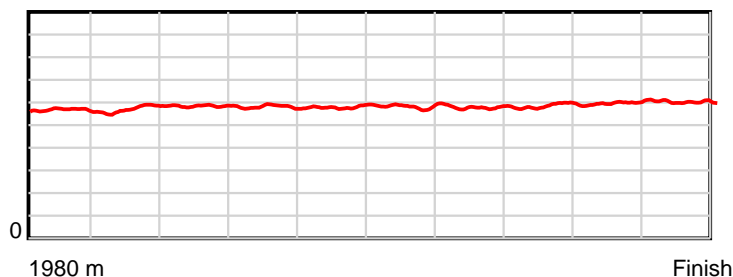
HRNZ and NZMTC and Thoroughbred Ratings Pty Ltd accepts no responsibility for the completeness or accuracy of any of the information contained herein, and makes no representations about its suitability for any particular purpose. Users should make their own judgements about those matters and/or seek independent advice. You assume all risks associated with use of the data provided on this page.

# Race Results

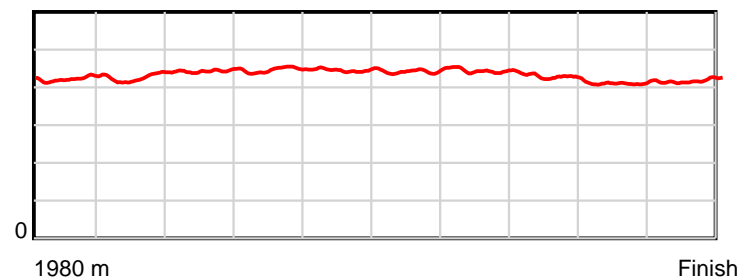
May 10, 2024, Race 2, IRT. YOUR HORSE. OUR PASSION. MOBILE TROT, Distance 1980m, Addington - Survey 1980m

| Result | TAB no. | Horse (Barrier)              | 1980 to      | 1800m to     | 1600m to     | 1400m to     | 1200m to     | 1000m to    | 800m to     | 600m to     | 400m to     | 200m to   | Total or       | Margin |
|--------|---------|------------------------------|--------------|--------------|--------------|--------------|--------------|-------------|-------------|-------------|-------------|-----------|----------------|--------|
| 4th    | 13      | <b>George Eliot (0)</b>      | <b>1800m</b> | <b>1600m</b> | <b>1400m</b> | <b>1200m</b> | <b>1000m</b> | <b>800m</b> | <b>600m</b> | <b>400m</b> | <b>200m</b> | <b>WP</b> | <b>Average</b> |        |
|        |         | Position in running (margin) | -            | 9(8.6)       | 9(9.3)       | 9(10.5)      | 9(10.1)      | 9(9.4)      | 8(7.8)      | 8(7.7)      | 8(6.9)      | 8(5.2)    |                | 2.00   |
|        |         | Sectional time (s)           | 14.05        | 14.91        | 15.23        | 15.34        | 15.86        | 15.55       | 15.33       | 14.61       | 14.01       | 13.79     |                |        |
|        |         | Cumulative time (s)          | 148.68       | 134.63       | 119.72       | 104.49       | 89.15        | 73.29       | 57.74       | 42.41       | 27.80       | 13.79     | 2:28.68        |        |
|        |         | Speed (m/s)                  | 12.81        | 13.41        | 13.13        | 13.04        | 12.61        | 12.86       | 13.05       | 13.69       | 14.28       | 14.50     | 13.32          |        |
|        |         | Stride length (m)            | 5.64         | 5.71         | 5.82         | 5.82         | 5.62         | 5.69        | 5.79        | 5.84        | 5.86        | 6.06      | 5.78           |        |
|        |         | Stride duration (s)          | 0.422        | 0.426        | 0.443        | 0.446        | 0.446        | 0.442       | 0.444       | 0.427       | 0.411       | 0.418     | 0.434          |        |
|        |         | Stride efficiency (%)        | 49.77        | 51.02        | 52.93        | 52.89        | 49.32        | 50.57       | 52.40       | 53.38       | 53.72       | 57.31     | 52.29          |        |
|        |         | Stride count                 | 31.89        | 35.00        | 34.37        | 34.38        | 35.60        | 35.16       | 34.54       | 34.22       | 34.11       | 33.02     | 342.29         |        |

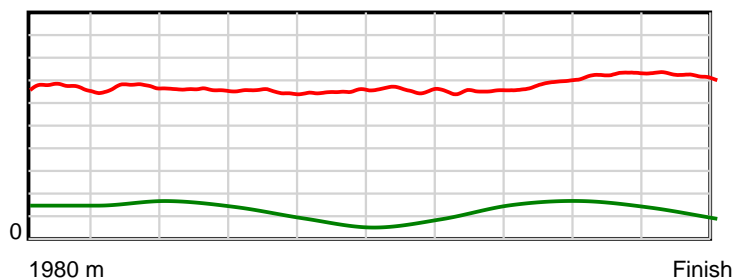
10 m Stride length



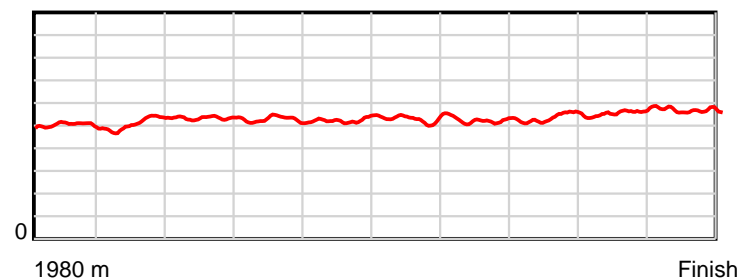
0.6 s Stride duration



20 m/sec Speed



100 % Stride efficiency



Note: Horizontal distance axis grid lines are 200m furlongs.

### Disclaimer.

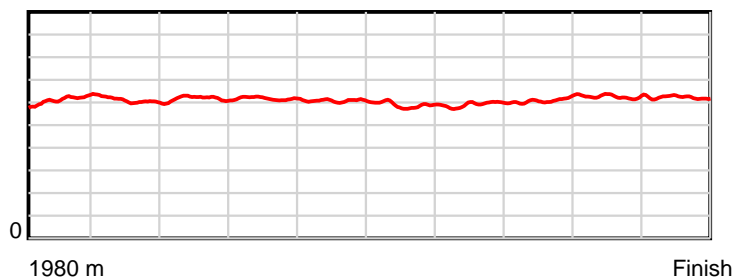
HRNZ and NZMTC and Thoroughbred Ratings Pty Ltd accepts no responsibility for the completeness or accuracy of any of the information contained herein, and makes no representations about its suitability for any particular purpose. Users should make their own judgements about those matters and/or seek independent advice. You assume all risks associated with use of the data provided on this page.

# Race Results

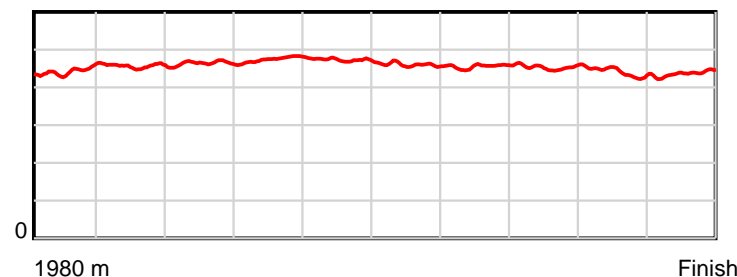
May 10, 2024, Race 2, IRT. YOUR HORSE. OUR PASSION. MOBILE TROT, Distance 1980m, Addington - Survey 1980m

| Result | TAB no. | Horse (Barrier)              | 1980 to | 1800m to | 1600m to | 1400m to | 1200m to | 1000m to | 800m to | 600m to | 400m to | 200m to | Total or | Margin |
|--------|---------|------------------------------|---------|----------|----------|----------|----------|----------|---------|---------|---------|---------|----------|--------|
| 5th    | 11      | Westar Milly (9)             | 1800m   | 1600m    | 1400m    | 1200m    | 1000m    | 800m     | 600m    | 400m    | 200m    | WP      | Average  |        |
|        |         | Position in running (margin) | -       | 7(6.2)   | 6(7.2)   | 5(7.0)   | 6(6.6)   | 6(5.6)   | 6(5.3)  | 7(5.6)  | 7(6.0)  | 7(4.7)  |          | 2.40   |
|        |         | Sectional time (s)           | 13.53   | 14.98    | 14.98    | 15.35    | 15.81    | 15.77    | 15.39   | 14.82   | 14.08   | 14.04   |          |        |
|        |         | Cumulative time (s)          | 148.75  | 135.22   | 120.24   | 105.26   | 89.91    | 74.10    | 58.33   | 42.94   | 28.12   | 14.04   | 2:28.75  |        |
|        |         | Speed (m/s)                  | 13.30   | 13.35    | 13.35    | 13.03    | 12.65    | 12.68    | 13.00   | 13.50   | 14.20   | 14.25   | 13.31    |        |
|        |         | Stride length (m)            | 6.09    | 6.09     | 6.19     | 6.19     | 5.98     | 5.83     | 5.92    | 6.13    | 6.24    | 6.22    | 6.08     |        |
|        |         | Stride duration (s)          | 0.442   | 0.456    | 0.464    | 0.475    | 0.473    | 0.459    | 0.455   | 0.454   | 0.440   | 0.437   | 0.457    |        |
|        |         | Stride efficiency (%)        | 57.91   | 57.91    | 59.91    | 59.85    | 55.84    | 53.06    | 54.74   | 58.67   | 60.94   | 60.53   | 57.85    |        |
|        |         | Stride count                 | 29.57   | 32.85    | 32.30    | 32.32    | 33.46    | 34.32    | 33.79   | 32.64   | 32.03   | 32.13   | 325.41   |        |

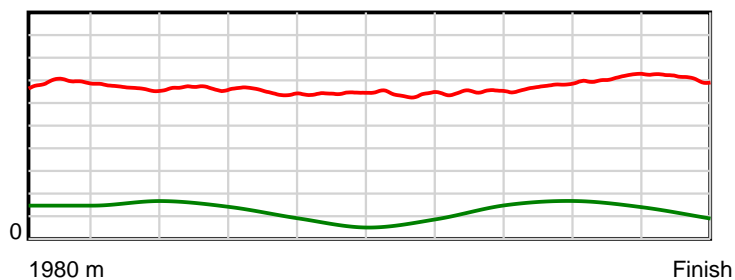
10 m Stride length



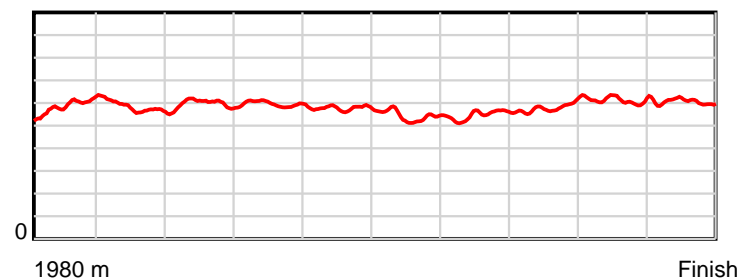
0.6 s Stride duration



20 m/sec Speed



100 % Stride efficiency



Note: Horizontal distance axis grid lines are 200m furlongs.

**Disclaimer.**

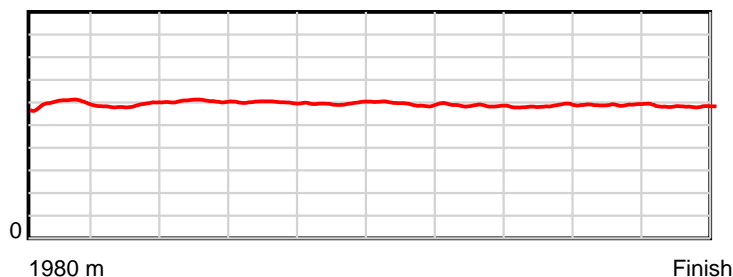
HRNZ and NZMTC and Thoroughbred Ratings Pty Ltd accepts no responsibility for the completeness or accuracy of any of the information contained herein, and makes no representations about its suitability for any particular purpose. Users should make their own judgements about those matters and/or seek independent advice. You assume all risks associated with use of the data provided on this page.

# Race Results

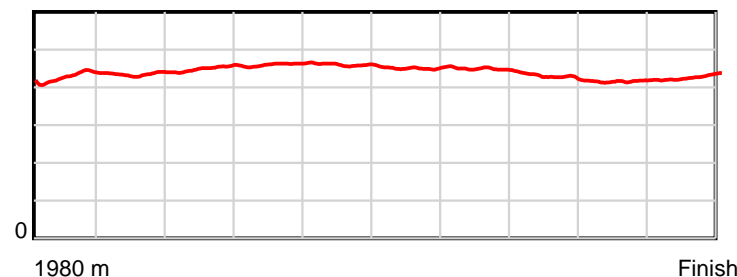
May 10, 2024, Race 2, IRT. YOUR HORSE. OUR PASSION. MOBILE TROT, Distance 1980m, Addington - Survey 1980m

| Result | TAB no. | Horse (Barrier)              | 1980 to | 1800m to | 1600m to | 1400m to | 1200m to | 1000m to | 800m to | 600m to | 400m to | 200m to | Total or | Margin |
|--------|---------|------------------------------|---------|----------|----------|----------|----------|----------|---------|---------|---------|---------|----------|--------|
| 6th    | 5       | What The Bell (5)            | 1800m   | 1600m    | 1400m    | 1200m    | 1000m    | 800m     | 600m    | 400m    | 200m    | WP      | Average  |        |
|        |         | Position in running (margin) | -       | 3(2.9)   | 4(4.6)   | 4(4.9)   | 4(4.0)   | 3(3.4)   | 3(2.2)  | 2(1.7)  | 2(1.2)  | 2(0.7)  |          | 2.50   |
|        |         | Sectional time (s)           | 13.18   | 15.08    | 15.07    | 15.26    | 15.88    | 15.61    | 15.26   | 14.67   | 14.20   | 14.57   |          |        |
|        |         | Cumulative time (s)          | 148.78  | 135.60   | 120.52   | 105.45   | 90.19    | 74.31    | 58.70   | 43.44   | 28.77   | 14.57   | 2:28.78  |        |
|        |         | Speed (m/s)                  | 13.65   | 13.26    | 13.27    | 13.11    | 12.59    | 12.81    | 13.11   | 13.63   | 14.08   | 13.73   | 13.31    |        |
|        |         | Stride length (m)            | 5.93    | 5.77     | 5.97     | 6.03     | 5.79     | 5.78     | 5.87    | 5.84    | 5.86    | 5.86    | 5.87     |        |
|        |         | Stride duration (s)          | 0.429   | 0.435    | 0.450    | 0.460    | 0.460    | 0.451    | 0.448   | 0.428   | 0.416   | 0.427   | 0.441    |        |
|        |         | Stride efficiency (%)        | 55.01   | 52.03    | 55.76    | 56.84    | 52.44    | 52.17    | 53.84   | 53.29   | 53.64   | 53.71   | 53.83    |        |
|        |         | Stride count                 | 30.34   | 34.66    | 33.48    | 33.16    | 34.53    | 34.61    | 34.07   | 34.25   | 34.14   | 34.12   | 337.36   |        |

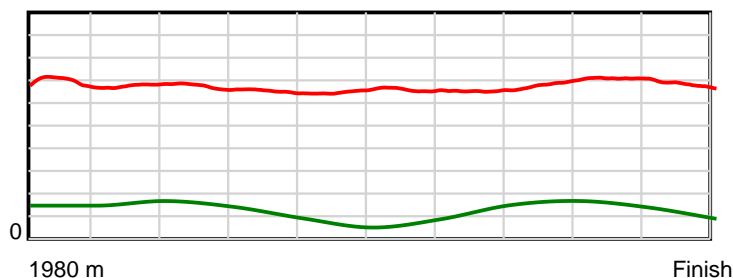
10 m Stride length



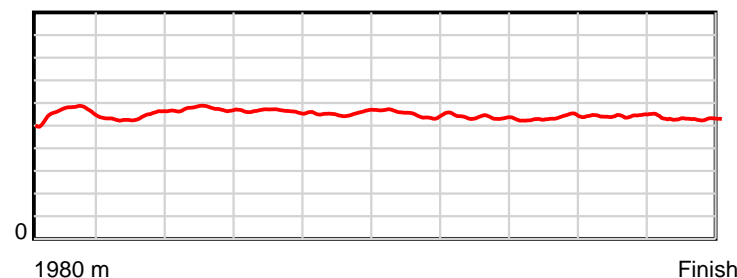
0.6 s Stride duration



20 m/sec Speed



100 % Stride efficiency



Note: Horizontal distance axis grid lines are 200m furlongs.

## Disclaimer.

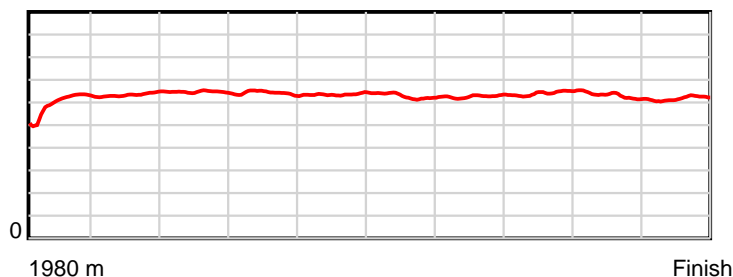
HRNZ and NZMTC and Thoroughbred Ratings Pty Ltd accepts no responsibility for the completeness or accuracy of any of the information contained herein, and makes no representations about its suitability for any particular purpose. Users should make their own judgements about those matters and/or seek independent advice. You assume all risks associated with use of the data provided on this page.

# Race Results

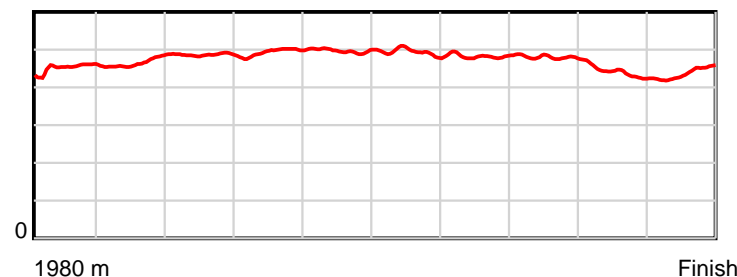
May 10, 2024, Race 2, IRT. YOUR HORSE. OUR PASSION. MOBILE TROT, Distance 1980m, Addington - Survey 1980m

| Result | TAB no. | Horse (Barrier)              | 1980 to      | 1800m to     | 1600m to     | 1400m to     | 1200m to     | 1000m to    | 800m to     | 600m to     | 400m to     | 200m to   | Total or       | Margin |
|--------|---------|------------------------------|--------------|--------------|--------------|--------------|--------------|-------------|-------------|-------------|-------------|-----------|----------------|--------|
| 7th    | 10      | <b>Sunny Louis (8)</b>       | <b>1800m</b> | <b>1600m</b> | <b>1400m</b> | <b>1200m</b> | <b>1000m</b> | <b>800m</b> | <b>600m</b> | <b>400m</b> | <b>200m</b> | <b>WP</b> | <b>Average</b> |        |
|        |         | Position in running (margin) | -            | 11(11.9)     | 10(9.6)      | 7(8.2)       | 7(7.7)       | 8(7.7)      | 9(8.0)      | 9(8.0)      | 9(8.0)      | 9(5.5)    |                | 4.30   |
|        |         | Sectional time (s)           | 14.64        | 14.43        | 14.78        | 15.34        | 15.96        | 15.87       | 15.35       | 14.75       | 13.88       | 14.12     |                |        |
|        |         | Cumulative time (s)          | 149.12       | 134.48       | 120.05       | 105.27       | 89.93        | 73.97       | 58.10       | 42.75       | 28.00       | 14.12     | 2:29.12        |        |
|        |         | Speed (m/s)                  | 12.29        | 13.86        | 13.53        | 13.04        | 12.53        | 12.60       | 13.03       | 13.56       | 14.41       | 14.16     | 13.28          |        |
|        |         | Stride length (m)            | 5.98         | 6.45         | 6.58         | 6.43         | 6.23         | 6.21        | 6.29        | 6.51        | 6.34        | 6.20      | 6.32           |        |
|        |         | Stride duration (s)          | 0.452        | 0.465        | 0.486        | 0.493        | 0.497        | 0.493       | 0.483       | 0.480       | 0.440       | 0.438     | 0.476          |        |
|        |         | Stride efficiency (%)        | 55.97        | 65.01        | 67.67        | 64.60        | 60.65        | 60.22       | 61.82       | 66.14       | 62.88       | 60.01     | 62.43          |        |
|        |         | Stride count                 | 30.08        | 31.01        | 30.39        | 31.11        | 32.10        | 32.22       | 31.80       | 30.74       | 31.53       | 32.27     | 313.25         |        |

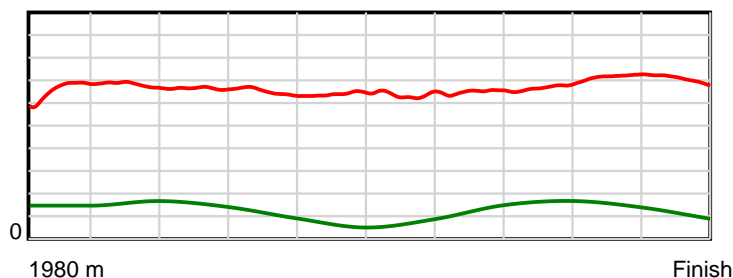
10 m Stride length



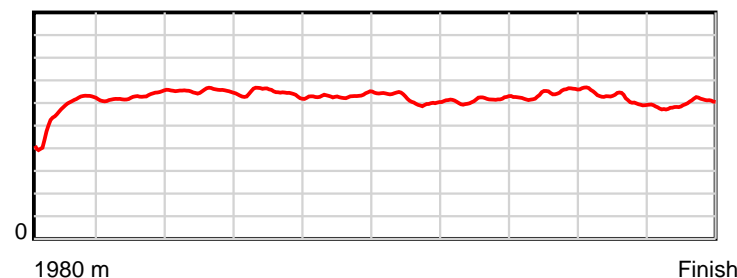
0.6 s Stride duration



20 m/sec Speed



100 % Stride efficiency



Note: Horizontal distance axis grid lines are 200m furlongs.

## Disclaimer.

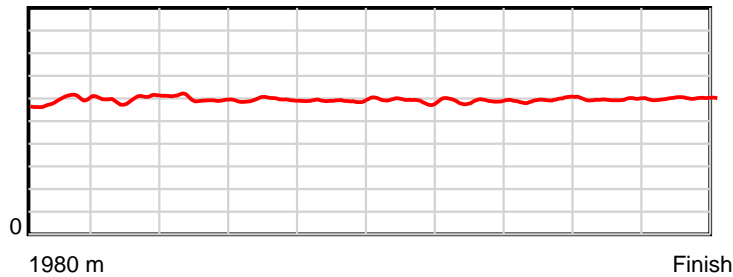
HRNZ and NZMTC and Thoroughbred Ratings Pty Ltd accepts no responsibility for the completeness or accuracy of any of the information contained herein, and makes no representations about its suitability for any particular purpose. Users should make their own judgements about those matters and/or seek independent advice. You assume all risks associated with use of the data provided on this page.

# Race Results

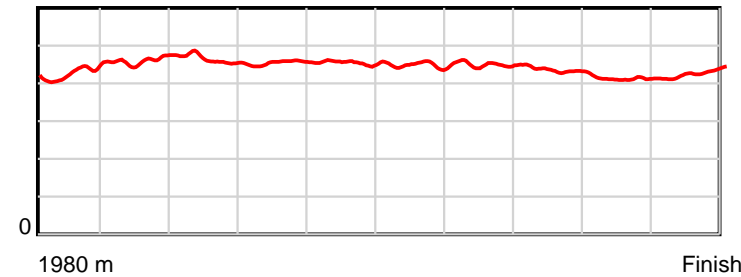
May 10, 2024, Race 2, IRT. YOUR HORSE. OUR PASSION. MOBILE TROT, Distance 1980m, Addington - Survey 1980m

| Result | TAB no. | Horse (Barrier)              | 1980 to      | 1800m to     | 1600m to     | 1400m to     | 1200m to     | 1000m to    | 800m to     | 600m to     | 400m to     | 200m to   | Total or       | Margin |
|--------|---------|------------------------------|--------------|--------------|--------------|--------------|--------------|-------------|-------------|-------------|-------------|-----------|----------------|--------|
| 8th    | 9       | <b>Boyz Invasion (7)</b>     | <b>1800m</b> | <b>1600m</b> | <b>1400m</b> | <b>1200m</b> | <b>1000m</b> | <b>800m</b> | <b>600m</b> | <b>400m</b> | <b>200m</b> | <b>WP</b> | <b>Average</b> |        |
|        |         | Position in running (margin) | -            | 5(4.1)       | 8(9.1)       | 10(12.6)     | 10(11.8)     | 10(11.3)    | 10(9.9)     | 10(9.6)     | 10(8.8)     | 10(7.0)   |                | 6.20   |
|        |         | Sectional time (s)           | 13.19        | 15.64        | 15.60        | 15.29        | 15.89        | 15.57       | 15.31       | 14.61       | 13.99       | 14.39     |                |        |
|        |         | Cumulative time (s)          | 149.48       | 136.29       | 120.65       | 105.05       | 89.76        | 73.87       | 58.30       | 42.99       | 28.38       | 14.39     | 2:29.48        |        |
|        |         | Speed (m/s)                  | 13.64        | 12.79        | 12.82        | 13.08        | 12.59        | 12.85       | 13.06       | 13.69       | 14.30       | 13.90     | 13.25          |        |
|        |         | Stride length (m)            | 5.86         | 5.89         | 5.95         | 5.94         | 5.73         | 5.76        | 5.87        | 5.95        | 5.88        | 5.95      | 5.88           |        |
|        |         | Stride duration (s)          | 0.427        | 0.460        | 0.464        | 0.454        | 0.455        | 0.448       | 0.449       | 0.434       | 0.412       | 0.428     | 0.444          |        |
|        |         | Stride efficiency (%)        | 53.74        | 54.16        | 55.27        | 55.15        | 51.28        | 51.79       | 53.87       | 55.27       | 54.11       | 55.36     | 53.98          |        |
|        |         | Stride count                 | 30.69        | 33.97        | 33.63        | 33.67        | 34.91        | 34.74       | 34.06       | 33.63       | 33.99       | 33.60     | 336.89         |        |

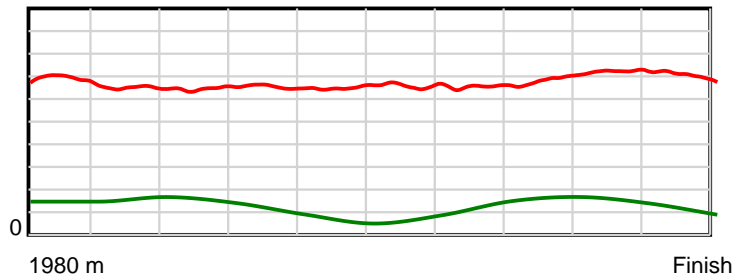
10 m Stride length



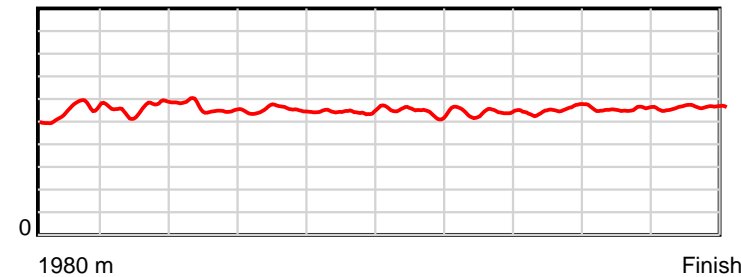
0.6 s Stride duration



20 m/sec Speed



100 % Stride efficiency



Note: Horizontal distance axis grid lines are 200m furlongs.

**Disclaimer.**

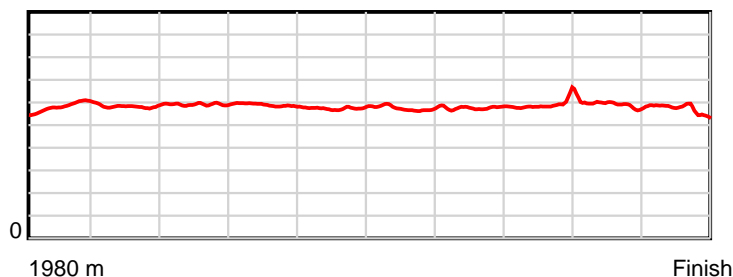
HRNZ and NZMTC and Thoroughbred Ratings Pty Ltd accepts no responsibility for the completeness or accuracy of any of the information contained herein, and makes no representations about its suitability for any particular purpose. Users should make their own judgements about those matters and/or seek independent advice. You assume all risks associated with use of the data provided on this page.

# Race Results

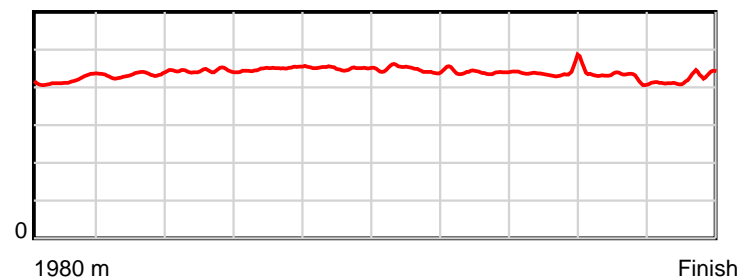
May 10, 2024, Race 2, IRT. YOUR HORSE. OUR PASSION. MOBILE TROT, Distance 1980m, Addington - Survey 1980m

| Result | TAB no. | Horse (Barrier)              | 1980 to | 1800m to | 1600m to | 1400m to | 1200m to | 1000m to | 800m to | 600m to | 400m to | 200m to | Total or | Margin |
|--------|---------|------------------------------|---------|----------|----------|----------|----------|----------|---------|---------|---------|---------|----------|--------|
| 9th    | 2       | Rush (2)                     | 1800m   | 1600m    | 1400m    | 1200m    | 1000m    | 800m     | 600m    | 400m    | 200m    | WP      | Average  |        |
|        |         | Position in running (margin) | -       | 6(4.1)   | 3(4.5)   | 3(4.0)   | 3(3.5)   | 4(3.5)   | 4(3.8)  | 5(3.7)  | 5(3.9)  | 6(4.2)  |          | 6.40   |
|        |         | Sectional time (s)           | 13.24   | 14.88    | 14.93    | 15.34    | 15.97    | 15.86    | 15.32   | 14.80   | 14.34   | 14.83   |          |        |
|        |         | Cumulative time (s)          | 149.51  | 136.27   | 121.39   | 106.46   | 91.12    | 75.15    | 59.29   | 43.97   | 29.17   | 14.83   | 2:29.51  |        |
|        |         | Speed (m/s)                  | 13.59   | 13.44    | 13.40    | 13.04    | 12.52    | 12.61    | 13.05   | 13.51   | 13.95   | 13.49   | 13.24    |        |
|        |         | Stride length (m)            | 5.78    | 5.83     | 5.94     | 5.86     | 5.64     | 5.64     | 5.75    | 5.93    | 5.97    | 5.70    | 5.80     |        |
|        |         | Stride duration (s)          | 0.419   | 0.433    | 0.443    | 0.450    | 0.451    | 0.447    | 0.441   | 0.439   | 0.428   | 0.423   | 0.438    |        |
|        |         | Stride efficiency (%)        | 52.29   | 53.05    | 55.15    | 53.70    | 49.79    | 49.74    | 51.71   | 54.97   | 55.62   | 50.80   | 52.62    |        |
|        |         | Stride count                 | 31.12   | 34.32    | 33.67    | 34.12    | 35.43    | 35.45    | 34.77   | 33.72   | 33.52   | 35.08   | 341.20   |        |

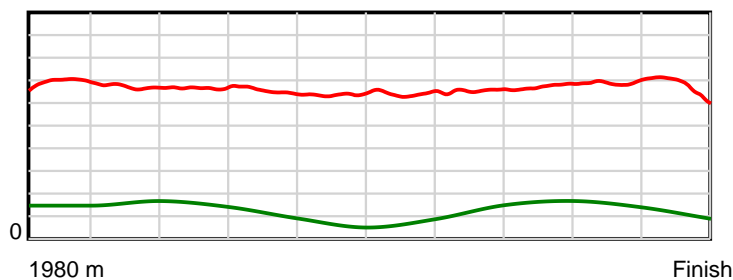
10 m Stride length



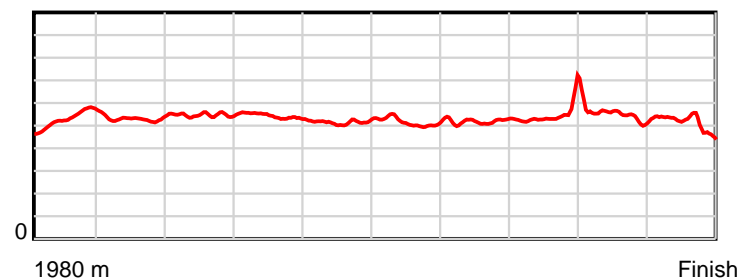
0.6 s Stride duration



20 m/sec Speed



100 % Stride efficiency



Note: Horizontal distance axis grid lines are 200m furlongs.

## Disclaimer.

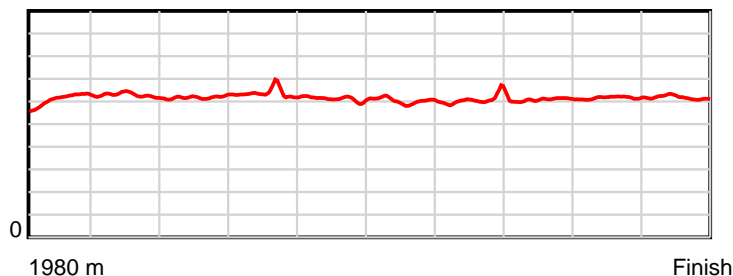
HRNZ and NZMTC and Thoroughbred Ratings Pty Ltd accepts no responsibility for the completeness or accuracy of any of the information contained herein, and makes no representations about its suitability for any particular purpose. Users should make their own judgements about those matters and/or seek independent advice. You assume all risks associated with use of the data provided on this page.

# Race Results

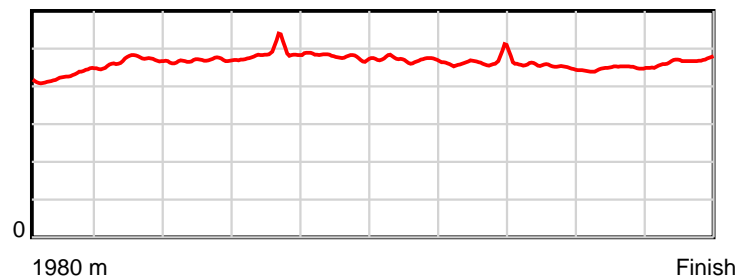
May 10, 2024, Race 2, IRT. YOUR HORSE. OUR PASSION. MOBILE TROT, Distance 1980m, Addington - Survey 1980m

| Result | TAB no. | Horse (Barrier)              | 1980 to | 1800m to | 1600m to | 1400m to | 1200m to | 1000m to | 800m to | 600m to | 400m to | 200m to | Total or | Margin |
|--------|---------|------------------------------|---------|----------|----------|----------|----------|----------|---------|---------|---------|---------|----------|--------|
| 10th   | 1       | Salvo (1)                    | 1800m   | 1600m    | 1400m    | 1200m    | 1000m    | 800m     | 600m    | 400m    | 200m    | WP      | Average  |        |
|        |         | Position in running (margin) | -       | 2(2.0)   | 2(2.1)   | 2(1.6)   | 2(1.6)   | 2(1.5)   | 2(2.1)  | 3(2.1)  | 3(2.0)  | 4(3.0)  |          | 7.70   |
|        |         | Sectional time (s)           | 13.00   | 14.83    | 14.95    | 15.40    | 15.96    | 15.91    | 15.33   | 14.75   | 14.44   | 15.20   |          |        |
|        |         | Cumulative time (s)          | 149.77  | 136.77   | 121.94   | 106.99   | 91.59    | 75.63    | 59.72   | 44.39   | 29.64   | 15.20   | 2:29.77  |        |
|        |         | Speed (m/s)                  | 13.84   | 13.49    | 13.38    | 12.99    | 12.53    | 12.57    | 13.05   | 13.56   | 13.85   | 13.16   | 13.22    |        |
|        |         | Stride length (m)            | 6.04    | 6.32     | 6.27     | 6.31     | 6.00     | 5.91     | 6.05    | 6.16    | 6.20    | 6.14    | 6.14     |        |
|        |         | Stride duration (s)          | 0.428   | 0.468    | 0.468    | 0.486    | 0.479    | 0.470    | 0.464   | 0.454   | 0.448   | 0.467   | 0.464    |        |
|        |         | Stride efficiency (%)        | 57.03   | 62.33    | 61.40    | 62.15    | 56.32    | 54.61    | 57.24   | 59.22   | 60.10   | 58.94   | 58.87    |        |
|        |         | Stride count                 | 29.80   | 31.67    | 31.91    | 31.71    | 33.31    | 33.83    | 33.05   | 32.49   | 32.25   | 32.56   | 322.58   |        |

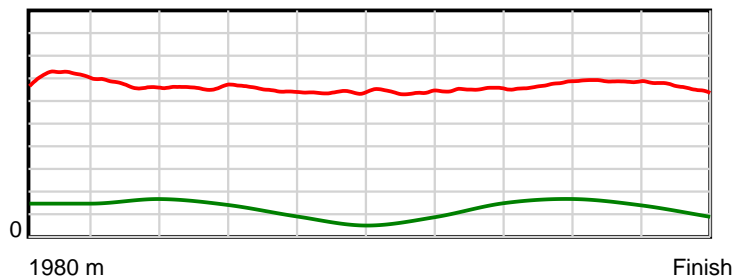
10 m Stride length



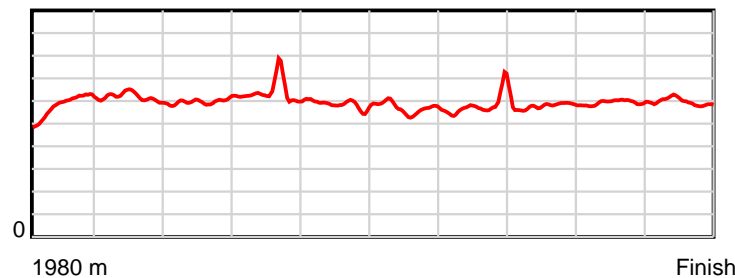
0.6 s Stride duration



20 m/sec Speed



100 % Stride efficiency



Note: Horizontal distance axis grid lines are 200m furlongs.

**Disclaimer.**

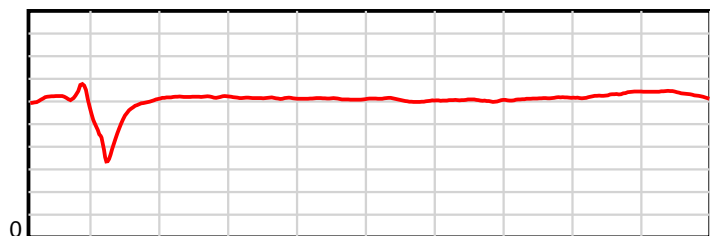
HRNZ and NZMTC and Thoroughbred Ratings Pty Ltd accepts no responsibility for the completeness or accuracy of any of the information contained herein, and makes no representations about its suitability for any particular purpose. Users should make their own judgements about those matters and/or seek independent advice. You assume all risks associated with use of the data provided on this page.

# Race Results

May 10, 2024, Race 2, IRT. YOUR HORSE. OUR PASSION. MOBILE TROT, Distance 1980m, Addington - Survey 1980m

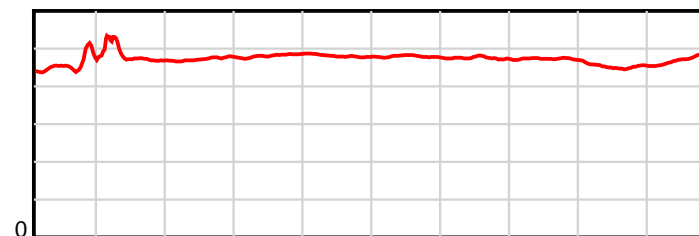
| Result | TAB no. | Horse (Barrier)              | 1980 to | 1800m to | 1600m to | 1400m to | 1200m to | 1000m to | 800m to  | 600m to  | 400m to  | 200m to  | Total or | Margin |
|--------|---------|------------------------------|---------|----------|----------|----------|----------|----------|----------|----------|----------|----------|----------|--------|
| 11th   | 6       | Pasternak (6)                | 1800m   | 1600m    | 1400m    | 1200m    | 1000m    | 800m     | 600m     | 400m     | 200m     | WP       | Average  |        |
|        |         | Position in running (margin) | -       | 10(8.8)  | 11(34.0) | 11(34.8) | 11(35.3) | 11(34.6) | 11(35.0) | 11(36.9) | 11(39.8) | 11(39.2) |          | 38.20  |
|        |         | Sectional time (s)           | 14.16   | 19.01    | 15.15    | 15.50    | 15.86    | 15.87    | 15.65    | 15.24    | 14.19    | 14.92    |          |        |
|        |         | Cumulative time (s)          | 155.55  | 141.39   | 122.38   | 107.23   | 91.73    | 75.87    | 60.00    | 44.35    | 29.11    | 14.92    | 2:35.55  |        |
|        |         | Speed (m/s)                  | 12.71   | 10.52    | 13.20    | 12.90    | 12.61    | 12.60    | 12.78    | 13.12    | 14.09    | 13.40    | 12.73    |        |
|        |         | Stride length (m)            | 5.93    | 5.03     | 6.24     | 6.22     | 6.06     | 6.04     | 6.06     | 6.20     | 6.37     | 6.39     | 6.03     |        |
|        |         | Stride duration (s)          | 0.457   | 0.478    | 0.473    | 0.482    | 0.480    | 0.479    | 0.475    | 0.473    | 0.452    | 0.477    | 0.474    |        |
|        |         | Stride efficiency (%)        | 54.88   | 39.48    | 60.81    | 60.38    | 57.32    | 56.93    | 57.45    | 60.12    | 63.45    | 63.88    | 56.79    |        |
|        |         | Stride count                 | 30.37   | 39.79    | 32.06    | 32.18    | 33.02    | 33.13    | 32.98    | 32.24    | 31.39    | 31.28    | 328.44   |        |

10 m Stride length



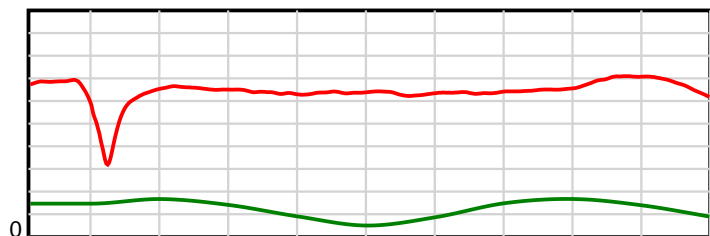
1980 m Finish

0.6 s Stride duration



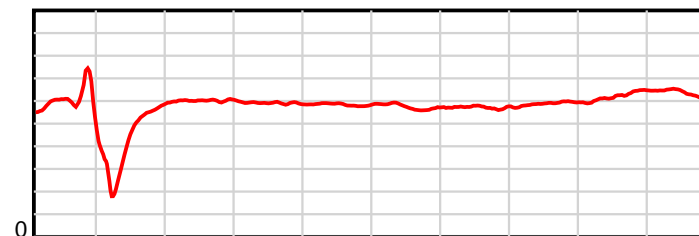
1980 m Finish

20 m/sec Speed



1980 m Finish

100 % Stride efficiency



1980 m Finish

Note: Horizontal distance axis grid lines are 200m furlongs.

## Disclaimer.

HRNZ and NZMTC and Thoroughbred Ratings Pty Ltd accepts no responsibility for the completeness or accuracy of any of the information contained herein, and makes no representations about its suitability for any particular purpose. Users should make their own judgements about those matters and/or seek independent advice. You assume all risks associated with use of the data provided on this page.

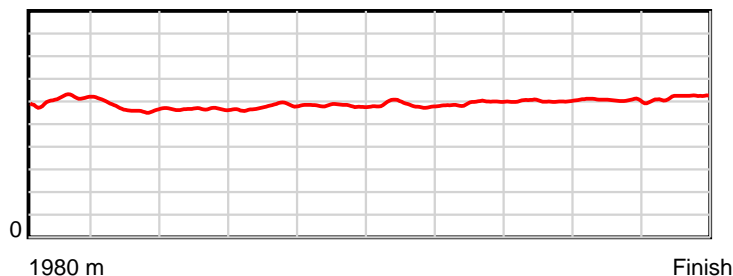


# Race Results

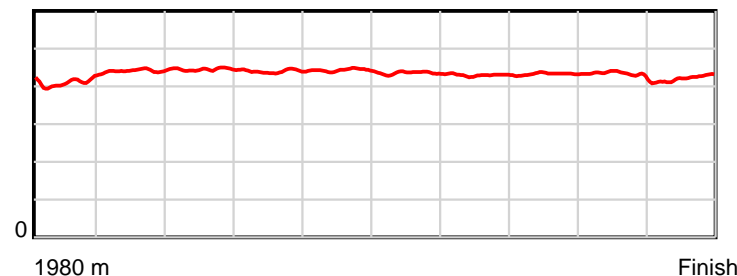
May 10, 2024, Race 3, COCA-COLA MOBILE PACE, Distance 1980m, Addington - Survey 1980m

| Result | TAB no. | Horse (Barrier)              | 1980 to | 1800m to | 1600m to | 1400m to | 1200m to | 1000m to | 800m to | 600m to | 400m to | 200m to | Total or | Margin |
|--------|---------|------------------------------|---------|----------|----------|----------|----------|----------|---------|---------|---------|---------|----------|--------|
| 1st    | 5       | Spirit Of Anar... (5)        | 1800m   | 1600m    | 1400m    | 1200m    | 1000m    | 800m     | 600m    | 400m    | 200m    | WP      | Average  |        |
|        |         | Position in running (margin) | -       | 1(0.0)   | 2(2.1)   | 2(1.8)   | 4(1.8)   | 4(1.7)   | 3(1.5)  | 5(1.9)  | 4(2.0)  | 3(1.3)  |          | 0.00   |
|        |         | Sectional time (s)           | 12.40   | 15.38    | 15.56    | 15.25    | 15.49    | 15.02    | 14.47   | 14.21   | 14.16   | 13.68   |          |        |
|        |         | Cumulative time (s)          | 145.62  | 133.22   | 117.84   | 102.28   | 87.03    | 71.54    | 56.52   | 42.05   | 27.84   | 13.68   | 2:25.62  |        |
|        |         | Speed (m/s)                  | 14.52   | 13.00    | 12.85    | 13.11    | 12.91    | 13.32    | 13.82   | 14.07   | 14.12   | 14.62   | 13.60    |        |
|        |         | Stride length (m)            | 6.03    | 5.74     | 5.72     | 5.77     | 5.72     | 5.79     | 5.94    | 6.10    | 6.09    | 6.18    | 5.90     |        |
|        |         | Stride duration (s)          | 0.411   | 0.442    | 0.445    | 0.440    | 0.443    | 0.435    | 0.430   | 0.433   | 0.432   | 0.423   | 0.434    |        |
|        |         | Stride efficiency (%)        | 56.90   | 51.53    | 51.08    | 51.94    | 51.06    | 52.44    | 55.06   | 58.14   | 58.05   | 59.62   | 54.42    |        |
|        |         | Stride count                 | 29.83   | 34.83    | 34.98    | 34.69    | 34.99    | 34.53    | 33.69   | 32.79   | 32.81   | 32.38   | 335.52   |        |

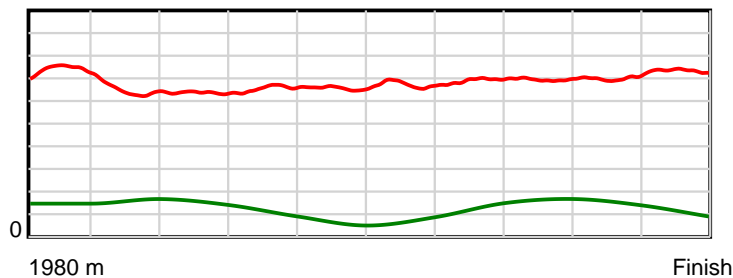
10 m Stride length



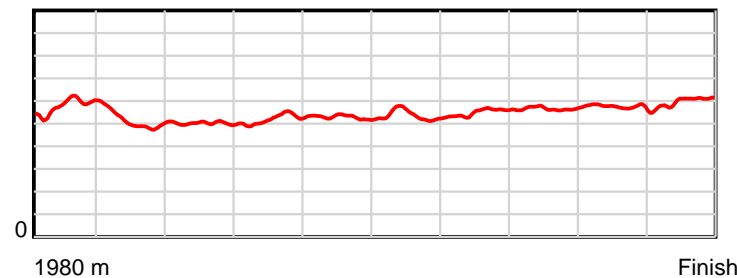
0.6 s Stride duration



20 m/sec Speed



100 % Stride efficiency



Note: Horizontal distance axis grid lines are 200m furlongs.

## Disclaimer.

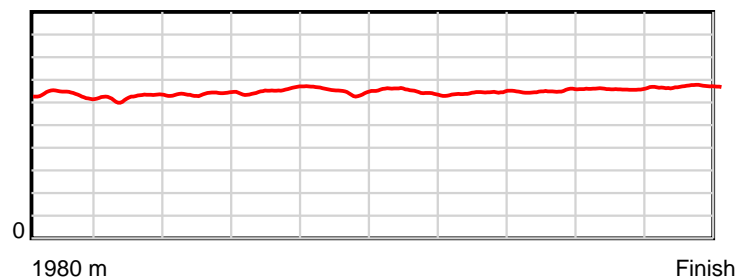
HRNZ and NZMTC and Thoroughbred Ratings Pty Ltd accepts no responsibility for the completeness or accuracy of any of the information contained herein, and makes no representations about its suitability for any particular purpose. Users should make their own judgements about those matters and/or seek independent advice. You assume all risks associated with use of the data provided on this page.

# Race Results

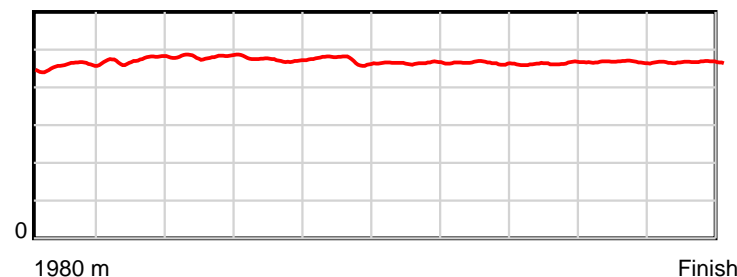
May 10, 2024, Race 3, COCA-COLA MOBILE PACE, Distance 1980m, Addington - Survey 1980m

| Result | TAB no. | Horse (Barrier)              | 1980 to      | 1800m to     | 1600m to     | 1400m to     | 1200m to     | 1000m to    | 800m to     | 600m to     | 400m to     | 200m to   | Total or       | Margin |
|--------|---------|------------------------------|--------------|--------------|--------------|--------------|--------------|-------------|-------------|-------------|-------------|-----------|----------------|--------|
| 2nd    | 14      | <b>Teds Legacy (14)</b>      | <b>1800m</b> | <b>1600m</b> | <b>1400m</b> | <b>1200m</b> | <b>1000m</b> | <b>800m</b> | <b>600m</b> | <b>400m</b> | <b>200m</b> | <b>WP</b> | <b>Average</b> |        |
|        |         | Position in running (margin) | -            | 12(7.1)      | 12(9.7)      | 12(8.5)      | 6(3.5)       | 3(1.3)      | 2(0.7)      | 2(0.4)      | 2(1.4)      | 2(0.6)    |                | 0.40   |
|        |         | Sectional time (s)           | 13.48        | 15.46        | 15.42        | 14.42        | 15.14        | 14.95       | 14.34       | 14.36       | 14.14       | 13.98     |                |        |
|        |         | Cumulative time (s)          | 145.69       | 132.21       | 116.75       | 101.33       | 86.91        | 71.77       | 56.82       | 42.48       | 28.12       | 13.98     | 2:25.69        |        |
|        |         | Speed (m/s)                  | 13.36        | 12.94        | 12.97        | 13.87        | 13.21        | 13.38       | 13.95       | 13.93       | 14.14       | 14.31     | 13.59          |        |
|        |         | Stride length (m)            | 6.29         | 6.13         | 6.25         | 6.56         | 6.24         | 6.21        | 6.47        | 6.45        | 6.61        | 6.67      | 6.38           |        |
|        |         | Stride duration (s)          | 0.457        | 0.474        | 0.482        | 0.473        | 0.472        | 0.464       | 0.464       | 0.463       | 0.468       | 0.466     | 0.470          |        |
|        |         | Stride efficiency (%)        | 61.81        | 58.73        | 61.08        | 67.18        | 60.78        | 60.30       | 65.43       | 65.07       | 68.34       | 69.49     | 63.70          |        |
|        |         | Stride count                 | 28.62        | 32.62        | 31.99        | 30.50        | 32.07        | 32.20       | 30.91       | 30.99       | 30.24       | 29.99     | 310.13         |        |

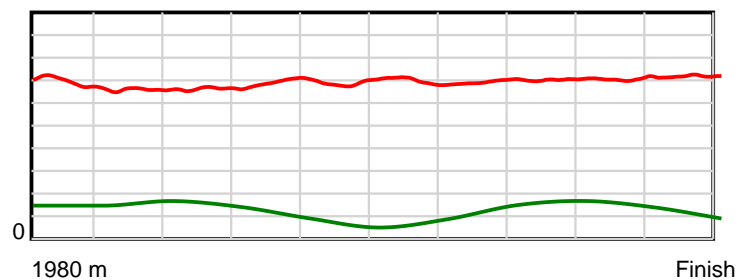
10 m Stride length



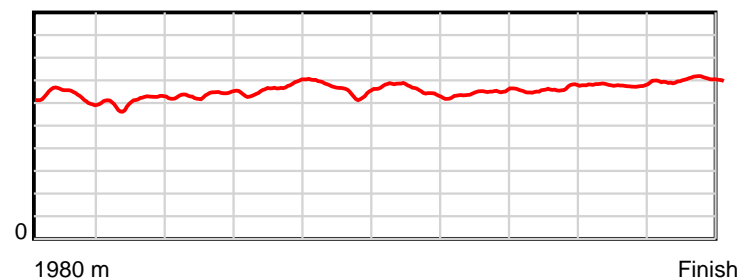
0.6 s Stride duration



20 m/sec Speed



100 % Stride efficiency



Note: Horizontal distance axis grid lines are 200m furlongs.

## Disclaimer.

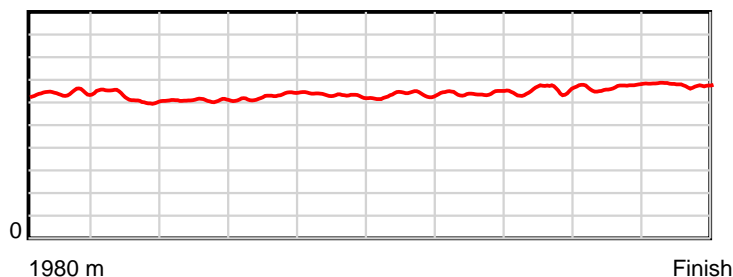
HRNZ and NZMTC and Thoroughbred Ratings Pty Ltd accepts no responsibility for the completeness or accuracy of any of the information contained herein, and makes no representations about its suitability for any particular purpose. Users should make their own judgements about those matters and/or seek independent advice. You assume all risks associated with use of the data provided on this page.

# Race Results

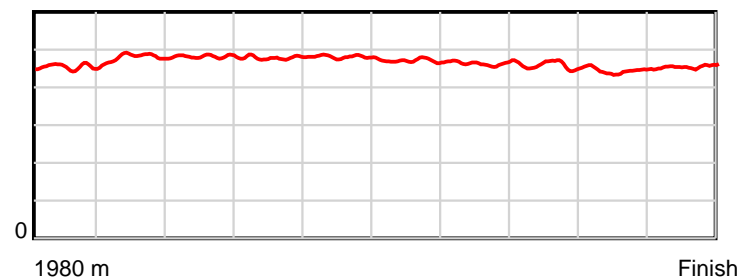
May 10, 2024, Race 3, COCA-COLA MOBILE PACE, Distance 1980m, Addington - Survey 1980m

| Result | TAB no. | Horse (Barrier)              | 1980 to      | 1800m to     | 1600m to     | 1400m to     | 1200m to     | 1000m to    | 800m to     | 600m to     | 400m to     | 200m to   | Total or       | Margin |
|--------|---------|------------------------------|--------------|--------------|--------------|--------------|--------------|-------------|-------------|-------------|-------------|-----------|----------------|--------|
| 3rd    | 12      | <b>Barnstormer (12)</b>      | <b>1800m</b> | <b>1600m</b> | <b>1400m</b> | <b>1200m</b> | <b>1000m</b> | <b>800m</b> | <b>600m</b> | <b>400m</b> | <b>200m</b> | <b>WP</b> | <b>Average</b> |        |
|        |         | Position in running (margin) | -            | 11(6.6)      | 11(8.4)      | 10(7.6)      | 12(7.1)      | 12(7.4)     | 12(7.6)     | 13(7.8)     | 13(7.5)     | 6(3.1)    |                | 0.50   |
|        |         | Sectional time (s)           | 13.44        | 15.34        | 15.48        | 15.17        | 15.55        | 15.09       | 14.45       | 14.15       | 13.53       | 13.51     |                |        |
|        |         | Cumulative time (s)          | 145.71       | 132.27       | 116.93       | 101.45       | 86.28        | 70.73       | 55.64       | 41.19       | 27.04       | 13.51     | 2:25.71        |        |
|        |         | Speed (m/s)                  | 13.40        | 13.04        | 12.92        | 13.18        | 12.86        | 13.25       | 13.84       | 14.13       | 14.78       | 14.80     | 13.59          |        |
|        |         | Stride length (m)            | 6.34         | 6.26         | 6.23         | 6.30         | 6.18         | 6.24        | 6.41        | 6.47        | 6.56        | 6.74      | 6.37           |        |
|        |         | Stride duration (s)          | 0.455        | 0.480        | 0.482        | 0.478        | 0.481        | 0.470       | 0.463       | 0.458       | 0.444       | 0.455     | 0.469          |        |
|        |         | Stride efficiency (%)        | 62.89        | 61.15        | 60.63        | 62.04        | 59.72        | 60.75       | 64.28       | 65.37       | 67.22       | 70.99     | 63.39          |        |
|        |         | Stride count                 | 28.37        | 31.97        | 32.11        | 31.74        | 32.35        | 32.08       | 31.18       | 30.92       | 30.49       | 29.67     | 310.88         |        |

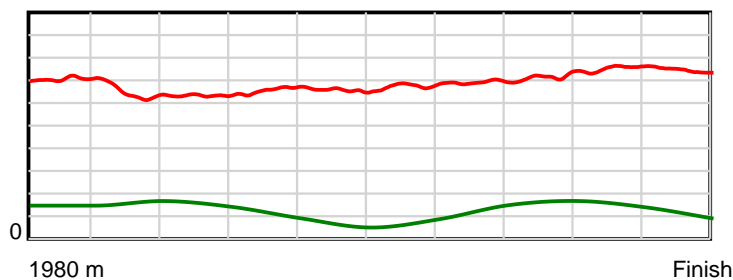
10 m Stride length



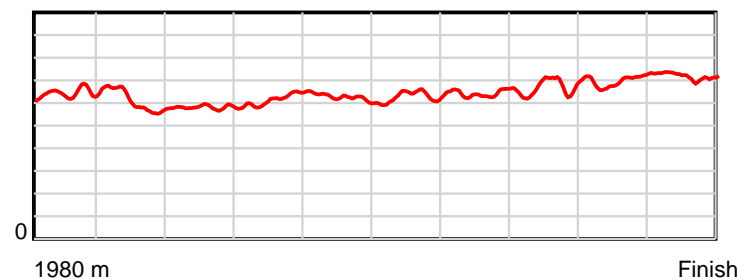
0.6 s Stride duration



20 m/sec Speed



100 % Stride efficiency



Note: Horizontal distance axis grid lines are 200m furlongs.

**Disclaimer.**

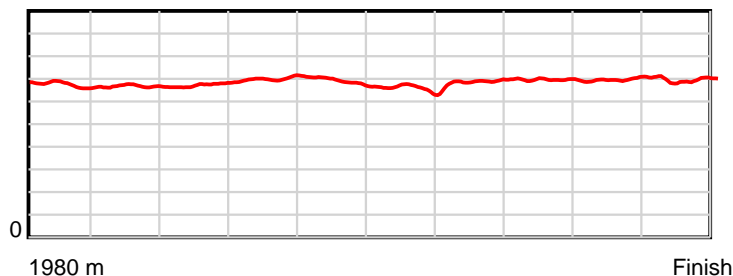
HRNZ and NZMTC and Thoroughbred Ratings Pty Ltd accepts no responsibility for the completeness or accuracy of any of the information contained herein, and makes no representations about its suitability for any particular purpose. Users should make their own judgements about those matters and/or seek independent advice. You assume all risks associated with use of the data provided on this page.

# Race Results

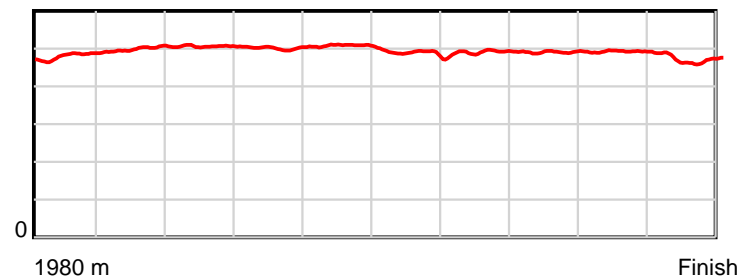
May 10, 2024, Race 3, COCA-COLA MOBILE PACE, Distance 1980m, Addington - Survey 1980m

| Result | TAB no. | Horse (Barrier)              | 1980 to | 1800m to | 1600m to | 1400m to | 1200m to | 1000m to | 800m to | 600m to | 400m to | 200m to | Total or | Margin |
|--------|---------|------------------------------|---------|----------|----------|----------|----------|----------|---------|---------|---------|---------|----------|--------|
| 4th    | 9       | Wotsonyamind (9)             | 1800m   | 1600m    | 1400m    | 1200m    | 1000m    | 800m     | 600m    | 400m    | 200m    | WP      | Average  |        |
|        |         | Position in running (margin) | -       | 9(5.5)   | 9(7.8)   | 8(6.2)   | 2(1.3)   | 2(1.2)   | 5(2.5)  | 6(2.3)  | 5(2.4)  | 5(2.0)  |          | 0.60   |
|        |         | Sectional time (s)           | 13.31   | 15.41    | 15.35    | 14.43    | 15.49    | 15.27    | 14.38   | 14.21   | 14.20   | 13.69   |          |        |
|        |         | Cumulative time (s)          | 145.74  | 132.43   | 117.02   | 101.67   | 87.24    | 71.75    | 56.48   | 42.10   | 27.89   | 13.69   | 2:25.74  |        |
|        |         | Speed (m/s)                  | 13.53   | 12.98    | 13.03    | 13.86    | 12.91    | 13.10    | 13.91   | 14.07   | 14.08   | 14.61   | 13.59    |        |
|        |         | Stride length (m)            | 6.59    | 6.48     | 6.59     | 6.95     | 6.55     | 6.38     | 6.84    | 6.90    | 6.93    | 6.88    | 6.70     |        |
|        |         | Stride duration (s)          | 0.481   | 0.500    | 0.506    | 0.502    | 0.507    | 0.487    | 0.492   | 0.490   | 0.492   | 0.471   | 0.494    |        |
|        |         | Stride efficiency (%)        | 67.92   | 65.67    | 67.84    | 75.51    | 67.04    | 63.67    | 73.20   | 74.36   | 74.97   | 73.89   | 70.25    |        |
|        |         | Stride count                 | 27.30   | 30.85    | 30.35    | 28.77    | 30.54    | 31.33    | 29.22   | 28.99   | 28.88   | 29.08   | 295.31   |        |

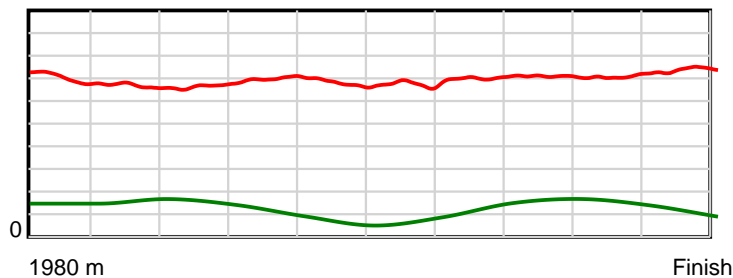
10 m Stride length



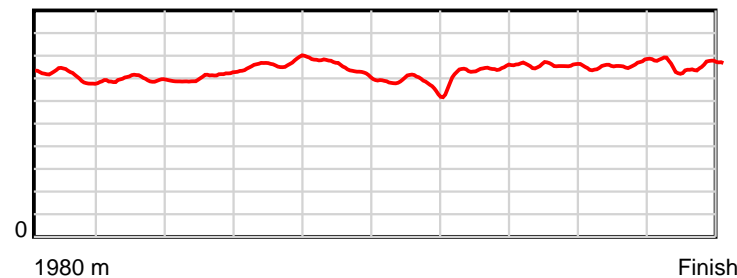
0.6 s Stride duration



20 m/sec Speed



100 % Stride efficiency



Note: Horizontal distance axis grid lines are 200m furlongs.

## Disclaimer.

HRNZ and NZMTC and Thoroughbred Ratings Pty Ltd accepts no responsibility for the completeness or accuracy of any of the information contained herein, and makes no representations about its suitability for any particular purpose. Users should make their own judgements about those matters and/or seek independent advice. You assume all risks associated with use of the data provided on this page.

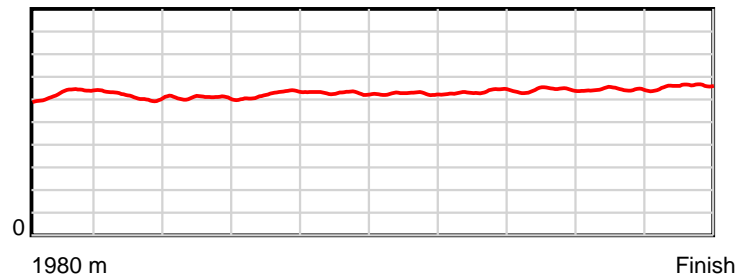


# Race Results

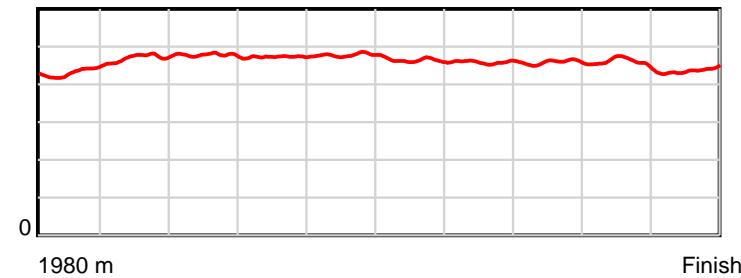
May 10, 2024, Race 3, COCA-COLA MOBILE PACE, Distance 1980m, Addington - Survey 1980m

| Result | TAB no. | Horse (Barrier)               | 1980 to      | 1800m to     | 1600m to     | 1400m to     | 1200m to     | 1000m to    | 800m to     | 600m to     | 400m to     | 200m to   | Total or       | Margin |
|--------|---------|-------------------------------|--------------|--------------|--------------|--------------|--------------|-------------|-------------|-------------|-------------|-----------|----------------|--------|
| 5th    | 10      | <b>Foveaux Gamble... (10)</b> | <b>1800m</b> | <b>1600m</b> | <b>1400m</b> | <b>1200m</b> | <b>1000m</b> | <b>800m</b> | <b>600m</b> | <b>400m</b> | <b>200m</b> | <b>WP</b> | <b>Average</b> |        |
|        |         | Position in running (margin)  | -            | 7(4.2)       | 7(6.2)       | 7(6.0)       | 10(6.0)      | 10(5.8)     | 9(4.9)      | 11(5.5)     | 11(5.7)     | 11(4.9)   |                | 1.50   |
|        |         | Sectional time (s)            | 12.98        | 15.37        | 15.58        | 15.25        | 15.46        | 14.93       | 14.49       | 14.22       | 14.15       | 13.46     |                |        |
|        |         | Cumulative time (s)           | 145.89       | 132.91       | 117.54       | 101.96       | 86.71        | 71.25       | 56.32       | 41.83       | 27.61       | 13.46     | 2:25.89        |        |
|        |         | Speed (m/s)                   | 13.87        | 13.01        | 12.84        | 13.11        | 12.94        | 13.40       | 13.80       | 14.06       | 14.13       | 14.86     | 13.57          |        |
|        |         | Stride length (m)             | 6.19         | 6.12         | 6.14         | 6.20         | 6.18         | 6.20        | 6.33        | 6.44        | 6.48        | 6.50      | 6.28           |        |
|        |         | Stride duration (s)           | 0.432        | 0.470        | 0.478        | 0.473        | 0.478        | 0.463       | 0.459       | 0.458       | 0.459       | 0.437     | 0.463          |        |
|        |         | Stride efficiency (%)         | 59.85        | 58.59        | 58.85        | 60.06        | 59.76        | 60.16       | 62.71       | 64.83       | 65.65       | 66.01     | 61.58          |        |
|        |         | Stride count                  | 29.09        | 32.66        | 32.59        | 32.26        | 32.34        | 32.23       | 31.57       | 31.05       | 30.86       | 30.77     | 315.42         |        |

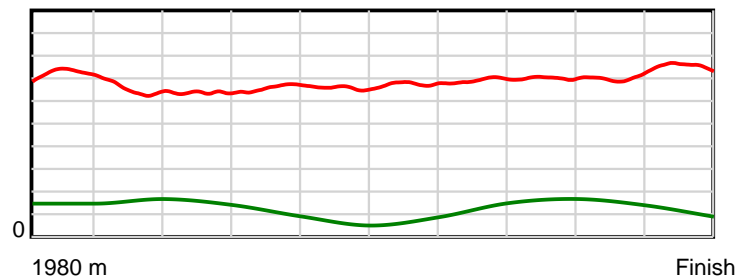
10 m Stride length



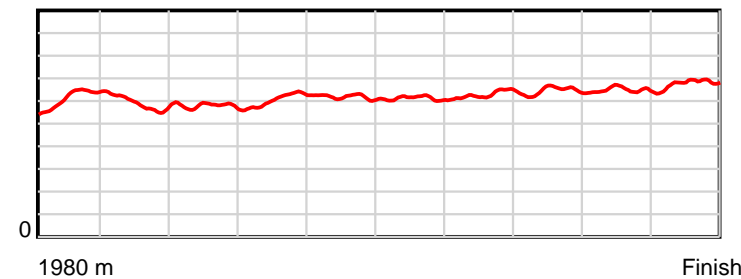
0.6 s Stride duration



20 m/sec Speed



100 % Stride efficiency



Note: Horizontal distance axis grid lines are 200m furlongs.

## Disclaimer.

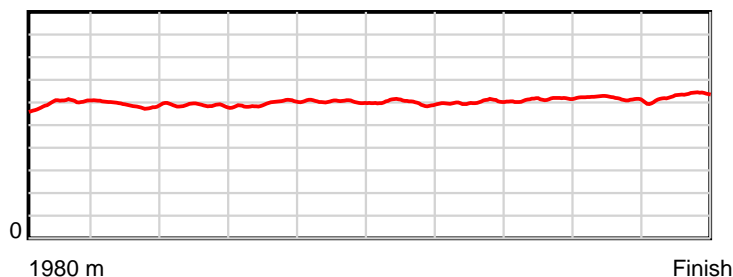
HRNZ and NZMTC and Thoroughbred Ratings Pty Ltd accepts no responsibility for the completeness or accuracy of any of the information contained herein, and makes no representations about its suitability for any particular purpose. Users should make their own judgements about those matters and/or seek independent advice. You assume all risks associated with use of the data provided on this page.

# Race Results

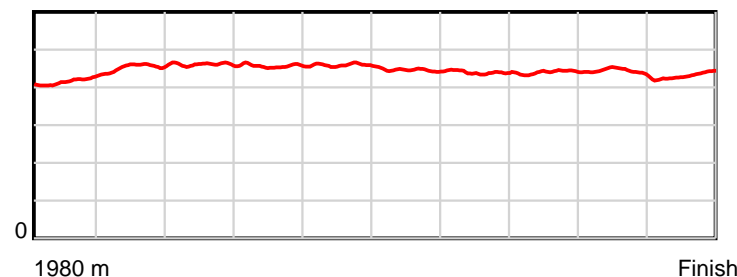
May 10, 2024, Race 3, COCA-COLA MOBILE PACE, Distance 1980m, Addington - Survey 1980m

| Result | TAB no. | Horse (Barrier)              | 1980 to | 1800m to | 1600m to | 1400m to | 1200m to | 1000m to | 800m to | 600m to | 400m to | 200m to | Total or | Margin |
|--------|---------|------------------------------|---------|----------|----------|----------|----------|----------|---------|---------|---------|---------|----------|--------|
| 6th    | 1       | Tabasco (1)                  | 1800m   | 1600m    | 1400m    | 1200m    | 1000m    | 800m     | 600m    | 400m    | 200m    | WP      | Average  |        |
|        |         | Position in running (margin) | -       | 4(2.4)   | 4(3.6)   | 4(3.8)   | 7(3.7)   | 7(4.1)   | 7(3.7)  | 9(4.1)  | 7(3.9)  | 7(3.4)  |          | 1.60   |
|        |         | Sectional time (s)           | 12.75   | 15.23    | 15.65    | 15.23    | 15.57    | 15.00    | 14.46   | 14.16   | 14.19   | 13.67   |          |        |
|        |         | Cumulative time (s)          | 145.91  | 133.16   | 117.93   | 102.28   | 87.05    | 71.48    | 56.48   | 42.02   | 27.86   | 13.67   | 2:25.91  |        |
|        |         | Speed (m/s)                  | 14.12   | 13.13    | 12.78    | 13.13    | 12.85    | 13.33    | 13.83   | 14.12   | 14.09   | 14.63   | 13.57    |        |
|        |         | Stride length (m)            | 5.99    | 5.95     | 5.89     | 6.00     | 5.89     | 5.94     | 6.08    | 6.21    | 6.23    | 6.32    | 6.05     |        |
|        |         | Stride duration (s)          | 0.416   | 0.453    | 0.461    | 0.457    | 0.459    | 0.445    | 0.439   | 0.440   | 0.442   | 0.432   | 0.446    |        |
|        |         | Stride efficiency (%)        | 56.03   | 55.35    | 54.22    | 56.21    | 54.28    | 55.16    | 57.76   | 60.33   | 60.65   | 62.48   | 57.16    |        |
|        |         | Stride count                 | 30.06   | 33.60    | 33.95    | 33.35    | 33.93    | 33.66    | 32.90   | 32.19   | 32.10   | 31.63   | 327.37   |        |

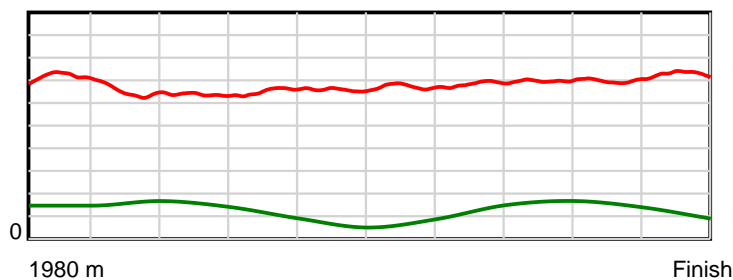
10 m Stride length



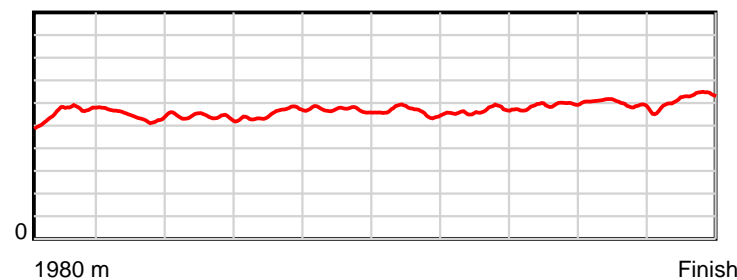
0.6 s Stride duration



20 m/sec Speed



100 % Stride efficiency



Note: Horizontal distance axis grid lines are 200m furlongs.

## Disclaimer.

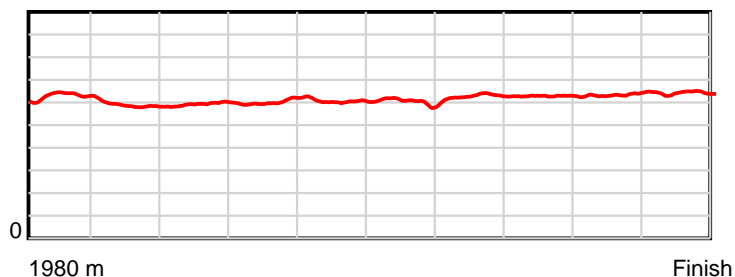
HRNZ and NZMTC and Thoroughbred Ratings Pty Ltd accepts no responsibility for the completeness or accuracy of any of the information contained herein, and makes no representations about its suitability for any particular purpose. Users should make their own judgements about those matters and/or seek independent advice. You assume all risks associated with use of the data provided on this page.

# Race Results

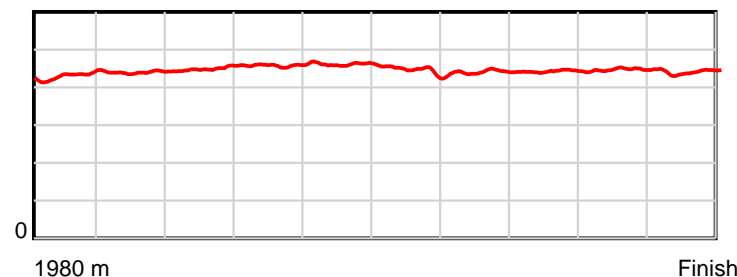
May 10, 2024, Race 3, COCA-COLA MOBILE PACE, Distance 1980m, Addington - Survey 1980m

| Result | TAB no. | Horse (Barrier)              | 1980 to      | 1800m to     | 1600m to     | 1400m to     | 1200m to     | 1000m to    | 800m to     | 600m to     | 400m to     | 200m to   | Total or       | Margin |
|--------|---------|------------------------------|--------------|--------------|--------------|--------------|--------------|-------------|-------------|-------------|-------------|-----------|----------------|--------|
| 7th    | 6       | <b>Off The Edge (6)</b>      | <b>1800m</b> | <b>1600m</b> | <b>1400m</b> | <b>1200m</b> | <b>1000m</b> | <b>800m</b> | <b>600m</b> | <b>400m</b> | <b>200m</b> | <b>WP</b> | <b>Average</b> |        |
|        |         | Position in running (margin) | -            | 2(1.7)       | 3(3.6)       | 3(2.9)       | 5(3.3)       | 8(5.0)      | 10(5.6)     | 8(3.9)      | 9(4.4)      | 9(3.9)    |                | 3.10   |
|        |         | Sectional time (s)           | 12.82        | 15.34        | 15.50        | 15.31        | 15.78        | 15.17       | 14.11       | 14.29       | 14.19       | 13.69     |                |        |
|        |         | Cumulative time (s)          | 146.20       | 133.38       | 118.04       | 102.54       | 87.23        | 71.45       | 56.28       | 42.17       | 27.88       | 13.69     | 2:26.20        |        |
|        |         | Speed (m/s)                  | 14.04        | 13.04        | 12.90        | 13.06        | 12.67        | 13.18       | 14.17       | 14.00       | 14.09       | 14.61     | 13.54          |        |
|        |         | Stride length (m)            | 6.17         | 5.73         | 5.79         | 5.98         | 5.84         | 5.87        | 6.25        | 6.19        | 6.31        | 6.45      | 6.05           |        |
|        |         | Stride duration (s)          | 0.431        | 0.440        | 0.449        | 0.458        | 0.461        | 0.445       | 0.441       | 0.442       | 0.448       | 0.441     | 0.447          |        |
|        |         | Stride efficiency (%)        | 59.54        | 51.31        | 52.46        | 55.90        | 53.33        | 53.75       | 61.13       | 59.86       | 62.26       | 64.92     | 57.16          |        |
|        |         | Stride count                 | 29.16        | 34.90        | 34.52        | 33.44        | 34.24        | 34.10       | 31.98       | 32.32       | 31.68       | 31.03     | 327.37         |        |

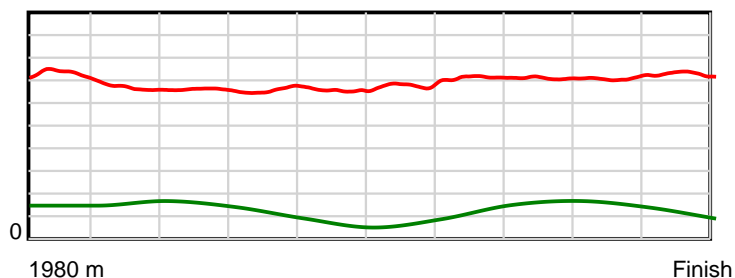
10 m Stride length



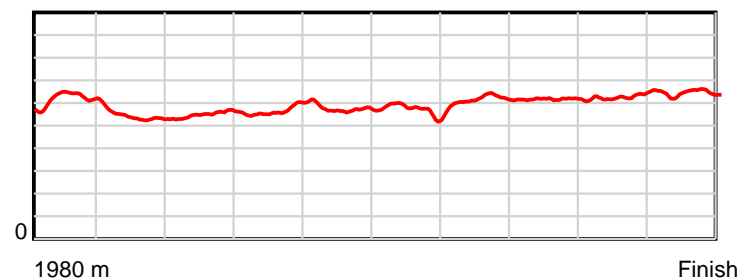
0.6 s Stride duration



20 m/sec Speed



100 % Stride efficiency



Note: Horizontal distance axis grid lines are 200m furlongs.

**Disclaimer.**

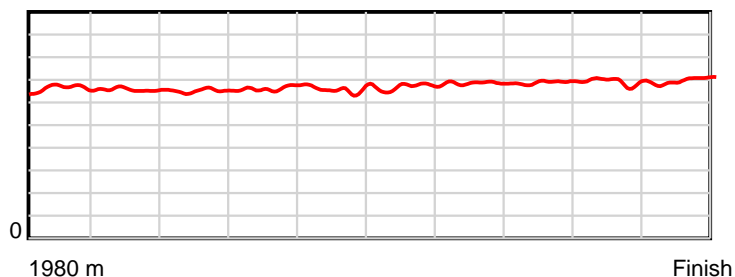
HRNZ and NZMTC and Thoroughbred Ratings Pty Ltd accepts no responsibility for the completeness or accuracy of any of the information contained herein, and makes no representations about its suitability for any particular purpose. Users should make their own judgements about those matters and/or seek independent advice. You assume all risks associated with use of the data provided on this page.

# Race Results

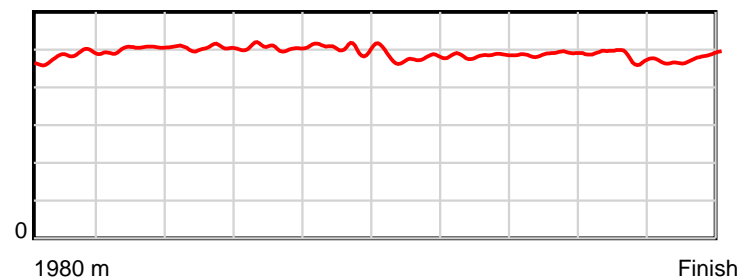
May 10, 2024, Race 3, COCA-COLA MOBILE PACE, Distance 1980m, Addington - Survey 1980m

| Result | TAB no. | Horse (Barrier)              | 1980 to      | 1800m to     | 1600m to     | 1400m to     | 1200m to     | 1000m to    | 800m to     | 600m to     | 400m to     | 200m to   | Total or       | Margin |
|--------|---------|------------------------------|--------------|--------------|--------------|--------------|--------------|-------------|-------------|-------------|-------------|-----------|----------------|--------|
| 8th    | 3       | <b>Franco Hoffman (3)</b>    | <b>1800m</b> | <b>1600m</b> | <b>1400m</b> | <b>1200m</b> | <b>1000m</b> | <b>800m</b> | <b>600m</b> | <b>400m</b> | <b>200m</b> | <b>WP</b> | <b>Average</b> |        |
|        |         | Position in running (margin) | -            | 10(6.2)      | 10(8.4)      | 11(8.2)      | 14(8.0)      | 14(10.3)    | 13(7.7)     | 12(5.8)     | 12(5.9)     | 12(4.9)   |                | 3.20   |
|        |         | Sectional time (s)           | 13.62        | 15.39        | 15.59        | 15.21        | 15.88        | 14.63       | 14.07       | 14.22       | 14.11       | 13.50     |                |        |
|        |         | Cumulative time (s)          | 146.22       | 132.60       | 117.21       | 101.62       | 86.41        | 70.53       | 55.90       | 41.83       | 27.61       | 13.50     | 2:26.22        |        |
|        |         | Speed (m/s)                  | 13.22        | 13.00        | 12.83        | 13.15        | 12.59        | 13.67       | 14.21       | 14.06       | 14.17       | 14.81     | 13.54          |        |
|        |         | Stride length (m)            | 6.58         | 6.53         | 6.48         | 6.65         | 6.37         | 6.53        | 6.89        | 6.87        | 6.85        | 7.07      | 6.68           |        |
|        |         | Stride duration (s)          | 0.484        | 0.503        | 0.505        | 0.505        | 0.506        | 0.478       | 0.485       | 0.489       | 0.483       | 0.477     | 0.493          |        |
|        |         | Stride efficiency (%)        | 67.69        | 66.70        | 65.60        | 69.00        | 63.48        | 66.71       | 74.12       | 73.78       | 73.38       | 78.07     | 69.66          |        |
|        |         | Stride count                 | 27.35        | 30.61        | 30.87        | 30.10        | 31.38        | 30.61       | 29.04       | 29.11       | 29.19       | 28.30     | 296.56         |        |

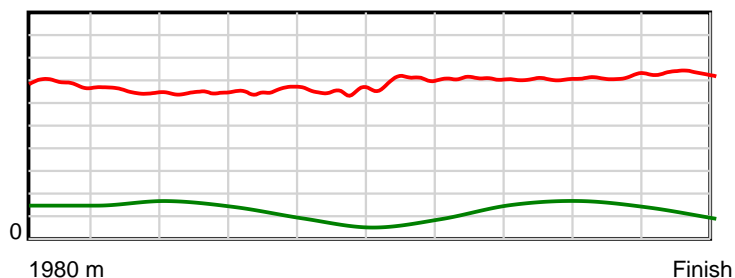
10 m Stride length



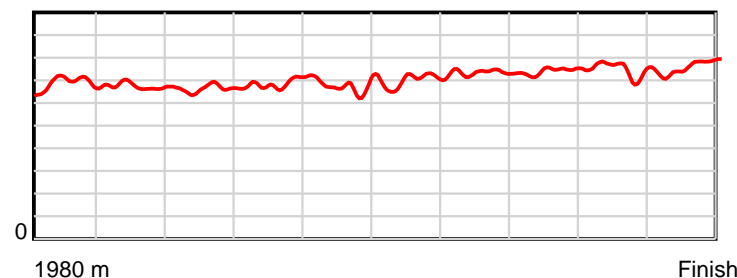
0.6 s Stride duration



20 m/sec Speed



100 % Stride efficiency



Note: Horizontal distance axis grid lines are 200m furlongs.

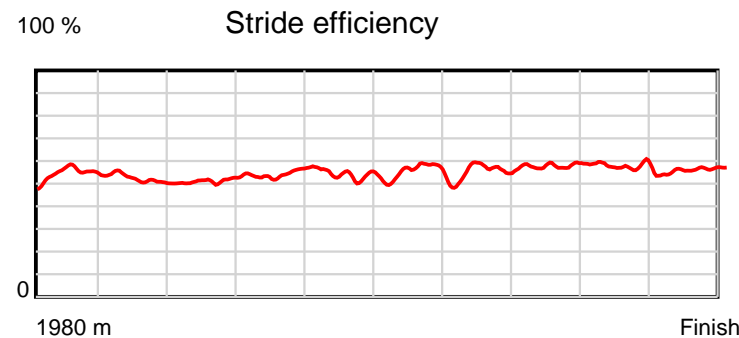
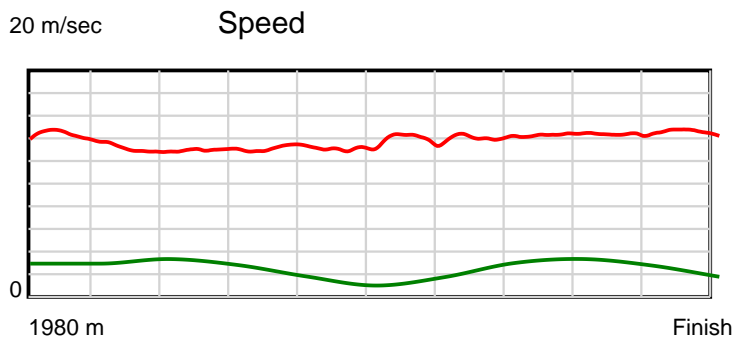
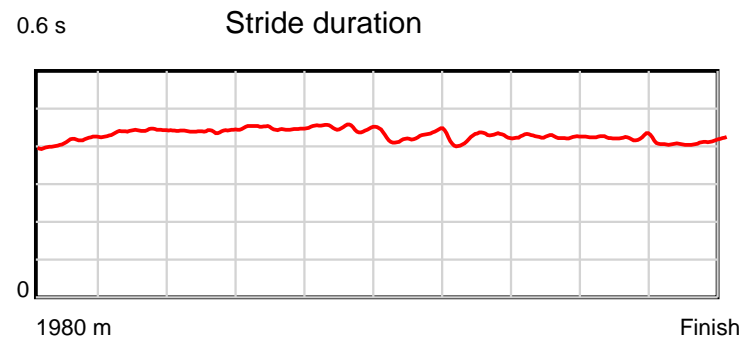
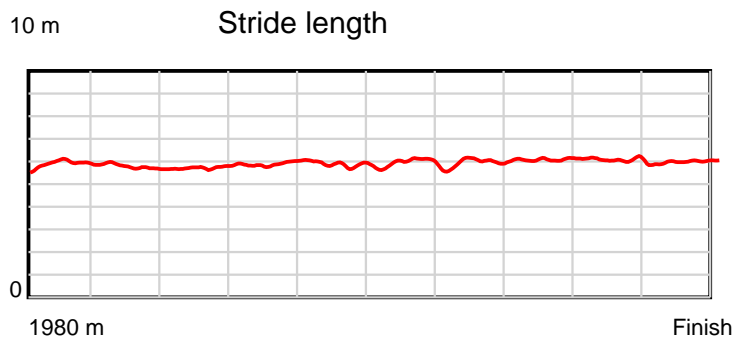
**Disclaimer.**

HRNZ and NZMTC and Thoroughbred Ratings Pty Ltd accepts no responsibility for the completeness or accuracy of any of the information contained herein, and makes no representations about its suitability for any particular purpose. Users should make their own judgements about those matters and/or seek independent advice. You assume all risks associated with use of the data provided on this page.

# Race Results

May 10, 2024, Race 3, COCA-COLA MOBILE PACE, Distance 1980m, Addington - Survey 1980m

| Result | TAB no. | Horse (Barrier)              | 1980 to | 1800m to | 1600m to | 1400m to | 1200m to | 1000m to | 800m to | 600m to | 400m to | 200m to | Total or | Margin |
|--------|---------|------------------------------|---------|----------|----------|----------|----------|----------|---------|---------|---------|---------|----------|--------|
| 9th    | 2       | Shards Matrix (2)            | 1800m   | 1600m    | 1400m    | 1200m    | 1000m    | 800m     | 600m    | 400m    | 200m    | WP      | Average  |        |
|        |         | Position in running (margin) | -       | 5(2.7)   | 5(4.8)   | 5(4.6)   | 8(4.6)   | 11(6.8)  | 11(6.2) | 10(4.9) | 10(5.1) | 13(5.2) |          | 3.70   |
|        |         | Sectional time (s)           | 12.82   | 15.38    | 15.59    | 15.25    | 15.86    | 14.97    | 14.18   | 14.24   | 14.27   | 13.77   |          |        |
|        |         | Cumulative time (s)          | 146.33  | 133.51   | 118.13   | 102.54   | 87.29    | 71.43    | 56.46   | 42.28   | 28.04   | 13.77   | 2:26.33  |        |
|        |         | Speed (m/s)                  | 14.04   | 13.00    | 12.83    | 13.11    | 12.61    | 13.36    | 14.10   | 14.04   | 14.02   | 14.52   | 13.53    |        |
|        |         | Stride length (m)            | 5.87    | 5.73     | 5.65     | 5.89     | 5.67     | 5.67     | 5.98    | 5.98    | 5.90    | 5.98    | 5.83     |        |
|        |         | Stride duration (s)          | 0.413   | 0.441    | 0.441    | 0.449    | 0.450    | 0.425    | 0.424   | 0.426   | 0.421   | 0.412   | 0.431    |        |
|        |         | Stride efficiency (%)        | 53.82   | 51.31    | 49.89    | 54.23    | 50.26    | 50.31    | 55.89   | 55.82   | 54.35   | 55.95   | 53.10    |        |
|        |         | Stride count                 | 30.67   | 34.90    | 35.39    | 33.95    | 35.27    | 35.25    | 33.44   | 33.46   | 33.91   | 33.42   | 339.66   |        |



Note: Horizontal distance axis grid lines are 200m furlongs.

#### Disclaimer.

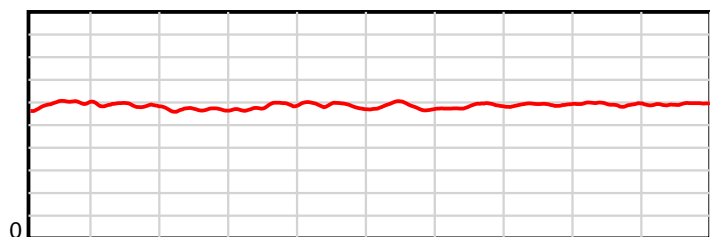
HRNZ and NZMTC and Thoroughbred Ratings Pty Ltd accepts no responsibility for the completeness or accuracy of any of the information contained herein, and makes no representations about its suitability for any particular purpose. Users should make their own judgements about those matters and/or seek independent advice. You assume all risks associated with use of the data provided on this page.

# Race Results

May 10, 2024, Race 3, COCA-COLA MOBILE PACE, Distance 1980m, Addington - Survey 1980m

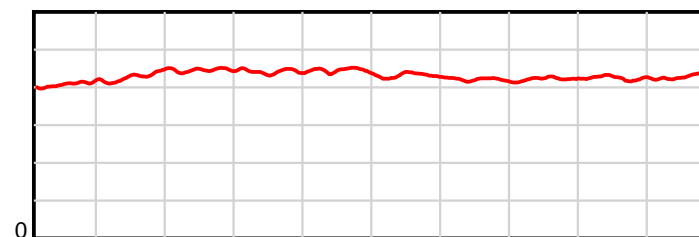
| Result | TAB no. | Horse (Barrier)              | 1980 to | 1800m to | 1600m to | 1400m to | 1200m to | 1000m to | 800m to | 600m to | 400m to | 200m to | Total or | Margin |
|--------|---------|------------------------------|---------|----------|----------|----------|----------|----------|---------|---------|---------|---------|----------|--------|
| 10th   | 4       | Piccadilly Pet... (4)        | 1800m   | 1600m    | 1400m    | 1200m    | 1000m    | 800m     | 600m    | 400m    | 200m    | WP      | Average  |        |
|        |         | Position in running (margin) | -       | 3(1.8)   | 1(0.0)   | 1(0.0)   | 1(0.0)   | 1(0.0)   | 1(0.0)  | 1(0.0)  | 1(0.0)  | 1(0.0)  |          | 4.10   |
|        |         | Sectional time (s)           | 12.69   | 14.73    | 15.62    | 15.25    | 15.50    | 15.06    | 14.40   | 14.20   | 14.27   | 14.68   |          |        |
|        |         | Cumulative time (s)          | 146.40  | 133.71   | 118.98   | 103.36   | 88.11    | 72.61    | 57.55   | 43.15   | 28.95   | 14.68   | 2:26.40  |        |
|        |         | Speed (m/s)                  | 14.19   | 13.58    | 12.80    | 13.11    | 12.90    | 13.28    | 13.89   | 14.08   | 14.02   | 13.62   | 13.52    |        |
|        |         | Stride length (m)            | 5.90    | 5.83     | 5.70     | 5.79     | 5.73     | 5.72     | 5.84    | 5.96    | 5.95    | 5.91    | 5.83     |        |
|        |         | Stride duration (s)          | 0.409   | 0.429    | 0.445    | 0.442    | 0.444    | 0.431    | 0.420   | 0.423   | 0.424   | 0.434   | 0.431    |        |
|        |         | Stride efficiency (%)        | 54.40   | 53.05    | 50.84    | 52.47    | 51.39    | 51.15    | 53.22   | 55.46   | 55.28   | 54.56   | 53.13    |        |
|        |         | Stride count                 | 30.51   | 34.33    | 35.06    | 34.52    | 34.88    | 34.96    | 34.27   | 33.57   | 33.63   | 33.85   | 339.58   |        |

10 m Stride length



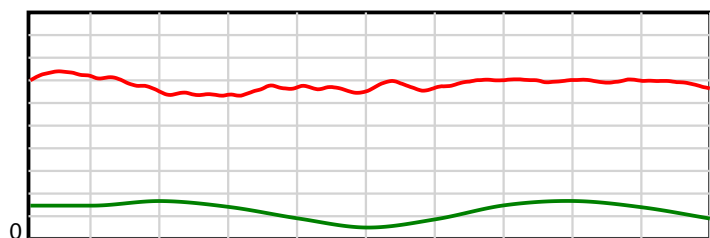
1980 m Finish

0.6 s Stride duration



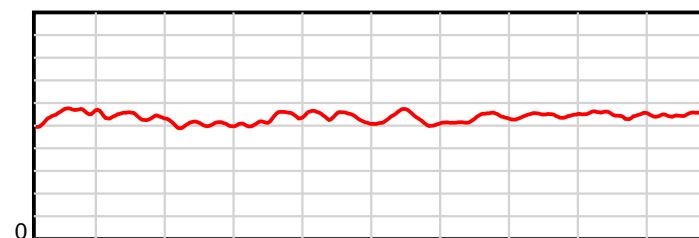
1980 m Finish

20 m/sec Speed



1980 m Finish

100 % Stride efficiency



1980 m Finish

Note: Horizontal distance axis grid lines are 200m furlongs.

## Disclaimer.

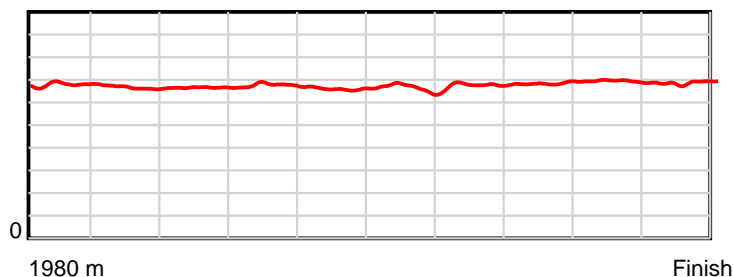
HRNZ and NZMTC and Thoroughbred Ratings Pty Ltd accepts no responsibility for the completeness or accuracy of any of the information contained herein, and makes no representations about its suitability for any particular purpose. Users should make their own judgements about those matters and/or seek independent advice. You assume all risks associated with use of the data provided on this page.

# Race Results

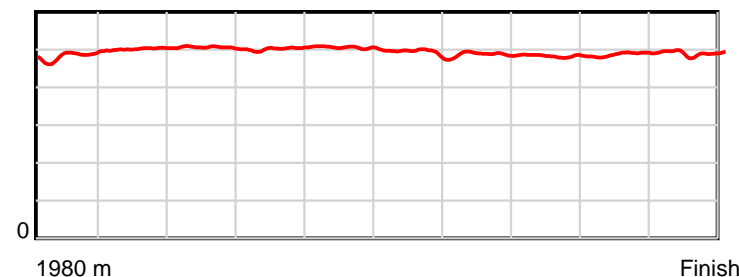
May 10, 2024, Race 3, COCA-COLA MOBILE PACE, Distance 1980m, Addington - Survey 1980m

| Result | TAB no. | Horse (Barrier)              | 1980 to | 1800m to | 1600m to | 1400m to | 1200m to | 1000m to | 800m to | 600m to | 400m to | 200m to | Total or | Margin |
|--------|---------|------------------------------|---------|----------|----------|----------|----------|----------|---------|---------|---------|---------|----------|--------|
| 11th   | 7       | Harrison (7)                 | 1800m   | 1600m    | 1400m    | 1200m    | 1000m    | 800m     | 600m    | 400m    | 200m    | WP      | Average  |        |
|        |         | Position in running (margin) | -       | 6(4.0)   | 6(6.0)   | 6(4.8)   | 3(1.4)   | 5(3.1)   | 6(3.7)  | 7(3.2)  | 8(4.0)  | 10(4.1) |          | 4.80   |
|        |         | Sectional time (s)           | 13.10   | 15.37    | 15.42    | 14.68    | 15.78    | 15.17    | 14.31   | 14.33   | 14.29   | 14.08   |          |        |
|        |         | Cumulative time (s)          | 146.53  | 133.43   | 118.06   | 102.64   | 87.96    | 72.18    | 57.01   | 42.70   | 28.37   | 14.08   | 2:26.53  |        |
|        |         | Speed (m/s)                  | 13.74   | 13.01    | 12.97    | 13.62    | 12.67    | 13.18    | 13.98   | 13.96   | 14.00   | 14.20   | 13.51    |        |
|        |         | Stride length (m)            | 6.73    | 6.53     | 6.56     | 6.85     | 6.40     | 6.48     | 6.83    | 6.74    | 6.85    | 6.97    | 6.69     |        |
|        |         | Stride duration (s)          | 0.483   | 0.502    | 0.506    | 0.502    | 0.505    | 0.492    | 0.489   | 0.483   | 0.489   | 0.491   | 0.495    |        |
|        |         | Stride efficiency (%)        | 70.82   | 66.67    | 67.30    | 73.23    | 63.98    | 65.70    | 73.00   | 70.90   | 73.25   | 75.94   | 69.92    |        |
|        |         | Stride count                 | 26.74   | 30.62    | 30.48    | 29.21    | 31.26    | 30.84    | 29.26   | 29.69   | 29.21   | 28.69   | 296.00   |        |

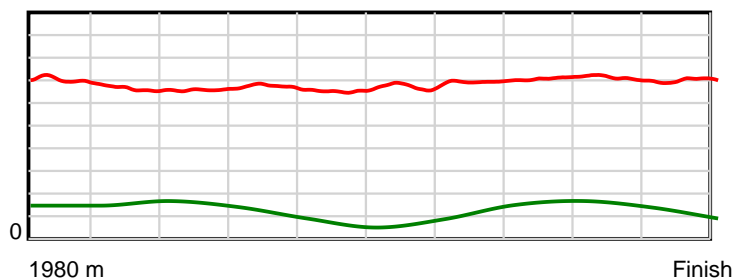
10 m Stride length



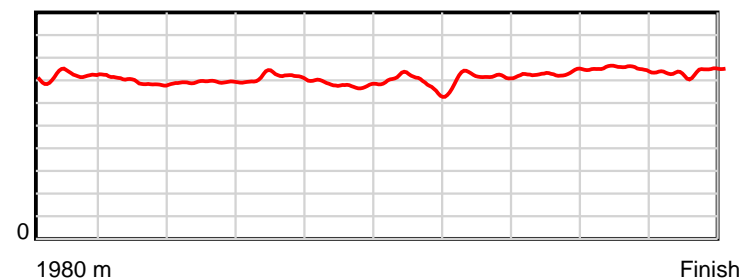
0.6 s Stride duration



20 m/sec Speed



100 % Stride efficiency



Note: Horizontal distance axis grid lines are 200m furlongs.

## Disclaimer.

HRNZ and NZMTC and Thoroughbred Ratings Pty Ltd accepts no responsibility for the completeness or accuracy of any of the information contained herein, and makes no representations about its suitability for any particular purpose. Users should make their own judgements about those matters and/or seek independent advice. You assume all risks associated with use of the data provided on this page.

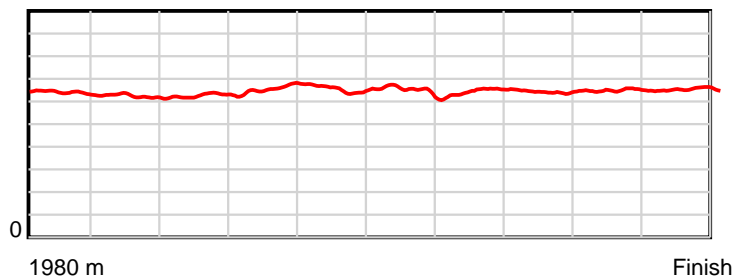


# Race Results

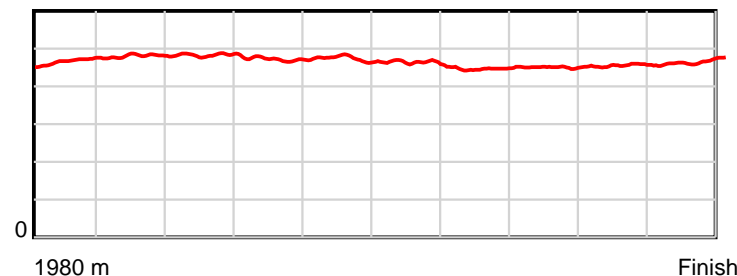
May 10, 2024, Race 3, COCA-COLA MOBILE PACE, Distance 1980m, Addington - Survey 1980m

| Result | TAB no. | Horse (Barrier)              | 1980 to      | 1800m to     | 1600m to     | 1400m to     | 1200m to     | 1000m to    | 800m to     | 600m to     | 400m to     | 200m to   | Total or       | Margin |
|--------|---------|------------------------------|--------------|--------------|--------------|--------------|--------------|-------------|-------------|-------------|-------------|-----------|----------------|--------|
| 12th   | 8       | <b>Destiny Dance (8)</b>     | <b>1800m</b> | <b>1600m</b> | <b>1400m</b> | <b>1200m</b> | <b>1000m</b> | <b>800m</b> | <b>600m</b> | <b>400m</b> | <b>200m</b> | <b>WP</b> | <b>Average</b> |        |
|        |         | Position in running (margin) | -            | 14(9.6)      | 14(13.2)     | 14(12.4)     | 13(7.8)      | 9(5.1)      | 8(4.7)      | 3(0.9)      | 6(3.2)      | 8(3.7)    |                | 5.20   |
|        |         | Sectional time (s)           | 13.89        | 15.61        | 15.49        | 14.49        | 15.05        | 14.99       | 13.76       | 14.59       | 14.35       | 14.38     |                |        |
|        |         | Cumulative time (s)          | 146.60       | 132.71       | 117.10       | 101.61       | 87.12        | 72.07       | 57.08       | 43.32       | 28.73       | 14.38     | 2:26.60        |        |
|        |         | Speed (m/s)                  | 12.96        | 12.81        | 12.91        | 13.80        | 13.29        | 13.34       | 14.53       | 13.71       | 13.94       | 13.91     | 13.51          |        |
|        |         | Stride length (m)            | 6.29         | 6.15         | 6.24         | 6.51         | 6.29         | 6.17        | 6.49        | 6.17        | 6.34        | 6.50      | 6.31           |        |
|        |         | Stride duration (s)          | 0.468        | 0.480        | 0.483        | 0.472        | 0.473        | 0.462       | 0.446       | 0.450       | 0.455       | 0.467     | 0.467          |        |
|        |         | Stride efficiency (%)        | 61.92        | 59.13        | 60.92        | 66.23        | 61.80        | 59.46       | 65.73       | 59.56       | 62.91       | 65.92     | 62.28          |        |
|        |         | Stride count                 | 28.60        | 32.51        | 32.03        | 30.72        | 31.80        | 32.42       | 30.84       | 32.40       | 31.52       | 30.79     | 313.63         |        |

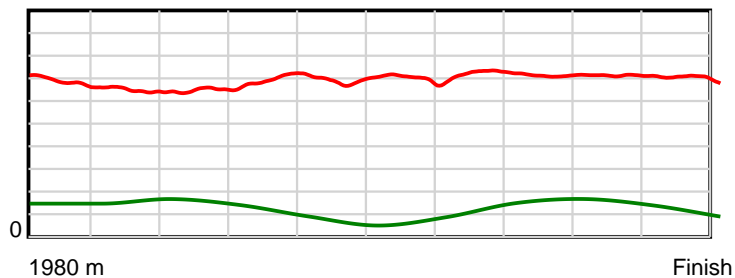
10 m Stride length



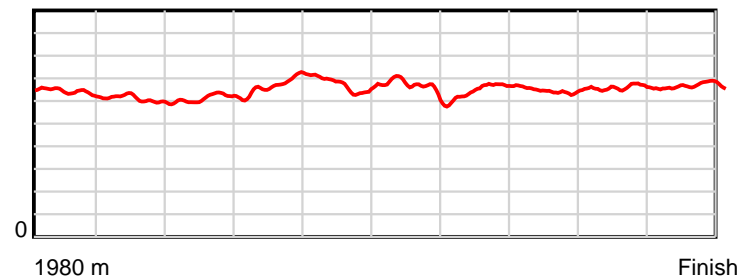
0.6 s Stride duration



20 m/sec Speed



100 % Stride efficiency



Note: Horizontal distance axis grid lines are 200m furlongs.

## Disclaimer.

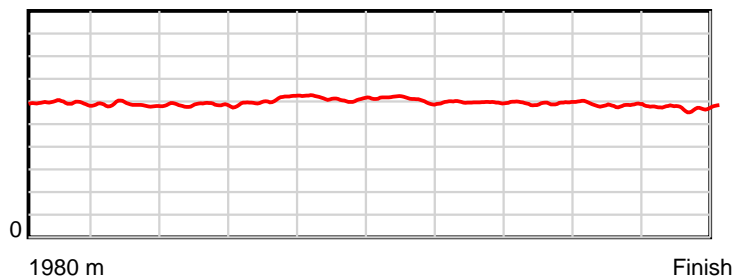
HRNZ and NZMTC and Thoroughbred Ratings Pty Ltd accepts no responsibility for the completeness or accuracy of any of the information contained herein, and makes no representations about its suitability for any particular purpose. Users should make their own judgements about those matters and/or seek independent advice. You assume all risks associated with use of the data provided on this page.

# Race Results

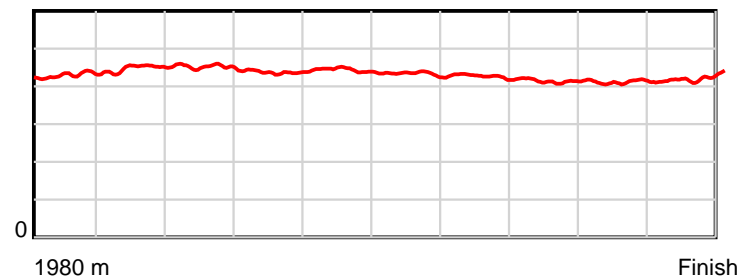
May 10, 2024, Race 3, COCA-COLA MOBILE PACE, Distance 1980m, Addington - Survey 1980m

| Result | TAB no. | Horse (Barrier)              | 1980 to | 1800m to | 1600m to | 1400m to | 1200m to | 1000m to | 800m to | 600m to | 400m to | 200m to | Total or | Margin |
|--------|---------|------------------------------|---------|----------|----------|----------|----------|----------|---------|---------|---------|---------|----------|--------|
| 13th   | 13      | Indiana Arden (13)           | 1800m   | 1600m    | 1400m    | 1200m    | 1000m    | 800m     | 600m    | 400m    | 200m    | WP      | Average  |        |
|        |         | Position in running (margin) | -       | 13(8.2)  | 13(10.9) | 13(10.6) | 9(5.6)   | 6(3.7)   | 4(2.4)  | 4(1.9)  | 3(2.0)  | 4(1.8)  |          | 6.50   |
|        |         | Sectional time (s)           | 13.96   | 15.48    | 15.56    | 14.40    | 15.20    | 14.84    | 14.31   | 14.21   | 14.24   | 14.66   |          |        |
|        |         | Cumulative time (s)          | 146.86  | 132.90   | 117.42   | 101.86   | 87.46    | 72.26    | 57.42   | 43.11   | 28.90   | 14.66   | 2:26.86  |        |
|        |         | Speed (m/s)                  | 12.90   | 12.92    | 12.85    | 13.89    | 13.16    | 13.48    | 13.98   | 14.07   | 14.04   | 13.64   | 13.48    |        |
|        |         | Stride length (m)            | 5.85    | 5.79     | 5.81     | 6.08     | 5.83     | 5.83     | 5.96    | 5.83    | 5.76    | 5.76    | 5.85     |        |
|        |         | Stride duration (s)          | 0.430   | 0.448    | 0.452    | 0.438    | 0.443    | 0.433    | 0.426   | 0.414   | 0.410   | 0.422   | 0.434    |        |
|        |         | Stride efficiency (%)        | 53.52   | 52.38    | 52.69    | 57.69    | 53.13    | 53.20    | 55.47   | 53.08   | 51.91   | 51.83   | 53.44    |        |
|        |         | Stride count                 | 30.76   | 34.55    | 34.44    | 32.92    | 34.30    | 34.28    | 33.57   | 34.32   | 34.70   | 34.73   | 338.57   |        |

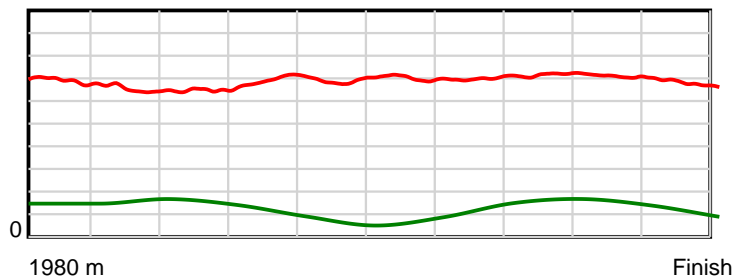
10 m Stride length



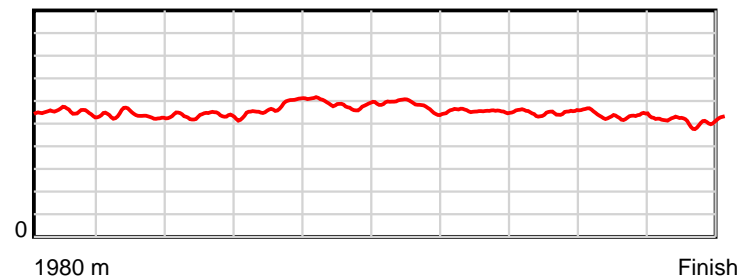
0.6 s Stride duration



20 m/sec Speed



100 % Stride efficiency



Note: Horizontal distance axis grid lines are 200m furlongs.

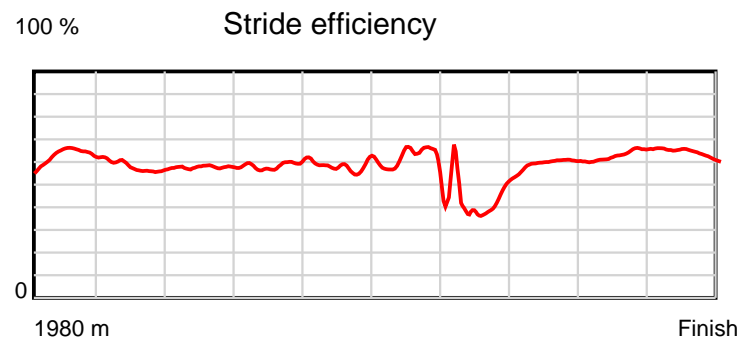
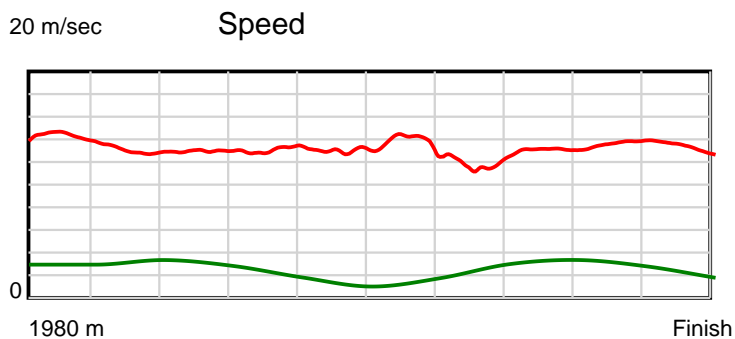
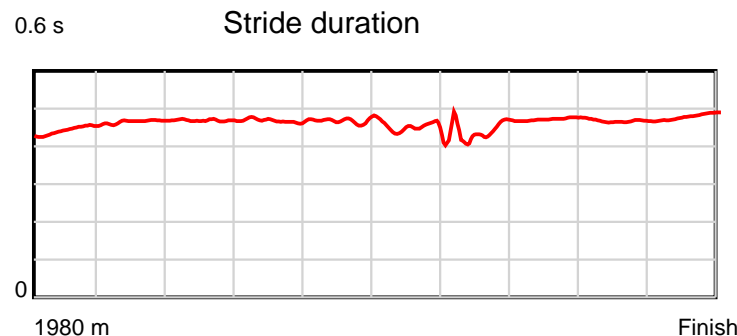
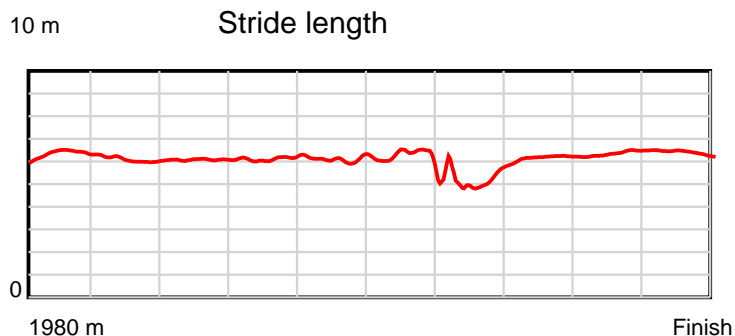
## Disclaimer.

HRNZ and NZMTC and Thoroughbred Ratings Pty Ltd accepts no responsibility for the completeness or accuracy of any of the information contained herein, and makes no representations about its suitability for any particular purpose. Users should make their own judgements about those matters and/or seek independent advice. You assume all risks associated with use of the data provided on this page.

# Race Results

May 10, 2024, Race 3, COCA-COLA MOBILE PACE, Distance 1980m, Addington - Survey 1980m

| Result | TAB no. | Horse (Barrier)              | 1980 to      | 1800m to     | 1600m to     | 1400m to     | 1200m to     | 1000m to    | 800m to     | 600m to     | 400m to     | 200m to   | Total or       | Margin |
|--------|---------|------------------------------|--------------|--------------|--------------|--------------|--------------|-------------|-------------|-------------|-------------|-----------|----------------|--------|
| 14th   | 11      | <b>The Real McCoy (11)</b>   | <b>1800m</b> | <b>1600m</b> | <b>1400m</b> | <b>1200m</b> | <b>1000m</b> | <b>800m</b> | <b>600m</b> | <b>400m</b> | <b>200m</b> | <b>WP</b> | <b>Average</b> |        |
|        |         | Position in running (margin) | -            | 8(4.6)       | 8(7.0)       | 9(6.4)       | 11(6.4)      | 13(8.6)     | 14(9.0)     | 14(23.9)    | 14(30.8)    | 14(32.2)  |                | 35.00  |
|        |         | Sectional time (s)           | 13.36        | 15.43        | 15.52        | 15.26        | 15.85        | 15.14       | 16.88       | 15.35       | 14.50       | 14.98     |                |        |
|        |         | Cumulative time (s)          | 152.27       | 138.91       | 123.48       | 107.96       | 92.70        | 76.85       | 61.71       | 44.83       | 29.48       | 14.98     | 2:32.27        |        |
|        |         | Speed (m/s)                  | 13.48        | 12.96        | 12.89        | 13.11        | 12.62        | 13.21       | 11.85       | 13.03       | 13.79       | 13.35     | 13.00          |        |
|        |         | Stride length (m)            | 6.31         | 6.04         | 6.04         | 6.14         | 5.91         | 5.84        | 5.21        | 6.16        | 6.43        | 6.42      | 6.03           |        |
|        |         | Stride duration (s)          | 0.445        | 0.466        | 0.469        | 0.468        | 0.469        | 0.442       | 0.440       | 0.472       | 0.466       | 0.481     | 0.463          |        |
|        |         | Stride efficiency (%)        | 62.30        | 56.99        | 57.03        | 58.94        | 54.66        | 53.24       | 42.41       | 59.21       | 64.64       | 64.46     | 56.76          |        |
|        |         | Stride count                 | 28.51        | 33.12        | 33.11        | 32.57        | 33.82        | 34.27       | 38.39       | 32.49       | 31.10       | 31.14     | 328.52         |        |



Note: Horizontal distance axis grid lines are 200m furlongs.

**Disclaimer.**

HRNZ and NZMTC and Thoroughbred Ratings Pty Ltd accepts no responsibility for the completeness or accuracy of any of the information contained herein, and makes no representations about its suitability for any particular purpose. Users should make their own judgements about those matters and/or seek independent advice. You assume all risks associated with use of the data provided on this page.

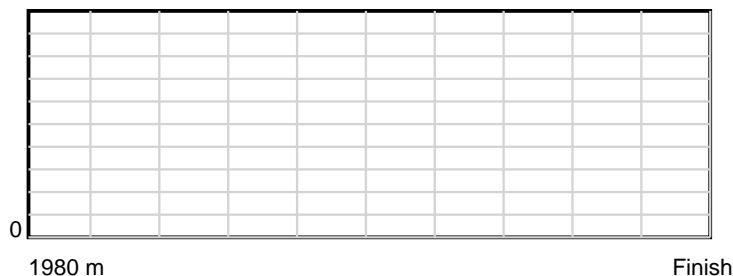


# Race Results

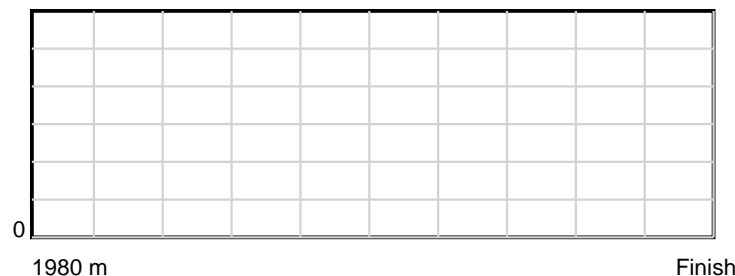
May 10, 2024, Race 4, MATT HARRISON CONSTRUCTION MOBILE PACE, Distance 1980m, Addington - Survey 1980m

| Result | TAB no. | Horse (Barrier)              | 1980 to      | 1800m to     | 1600m to     | 1400m to     | 1200m to     | 1000m to    | 800m to     | 600m to     | 400m to     | 200m to   | Total or       | Margin |
|--------|---------|------------------------------|--------------|--------------|--------------|--------------|--------------|-------------|-------------|-------------|-------------|-----------|----------------|--------|
| 1st    | 8       | <b>Heisenberg (7)</b>        | <b>1800m</b> | <b>1600m</b> | <b>1400m</b> | <b>1200m</b> | <b>1000m</b> | <b>800m</b> | <b>600m</b> | <b>400m</b> | <b>200m</b> | <b>WP</b> | <b>Average</b> |        |
|        |         | Position in running (margin) | -            | 6(3.2)       | 6(5.7)       | 5(4.2)       | 1(0.0)       | 1(0.0)      | 1(0.0)      | 1(0.0)      | 1(0.0)      | 1(0.0)    |                | 0.00   |
|        |         | Sectional time (s)           | 12.54        | 14.56        | 15.01        | 13.89        | 14.93        | 14.97       | 14.39       | 14.17       | 14.00       | 13.80     |                |        |
|        |         | Cumulative time (s)          | 142.26       | 129.72       | 115.16       | 100.15       | 86.26        | 71.33       | 56.36       | 41.97       | 27.80       | 13.80     | 2:22.26        |        |
|        |         | Speed (m/s)                  | 14.36        | 13.74        | 13.32        | 14.40        | 13.40        | 13.36       | 13.90       | 14.11       | 14.29       | 14.49     | 13.92          |        |
|        |         | Stride length (m)            | 0.00         | 0.00         | 0.00         | 0.00         | 0.00         | 0.00        | 0.00        | 0.00        | 0.00        | 0.00      | nan            |        |
|        |         | Stride duration (s)          | 0.000        | 0.000        | 0.000        | 0.000        | 0.000        | 0.000       | 0.000       | 0.000       | 0.000       | 0.000     | nan            |        |
|        |         | Stride efficiency (%)        | 0.00         | 0.00         | 0.00         | 0.00         | 0.00         | 0.00        | 0.00        | 0.00        | 0.00        | 0.00      | nan            |        |
|        |         | Stride count                 | 0.00         | 0.00         | 0.00         | 0.00         | 0.00         | 0.00        | 0.00        | 0.00        | 0.00        | 0.00      | 0.00           |        |

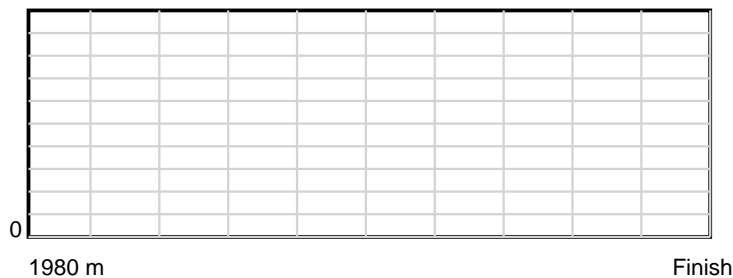
10 m Stride length



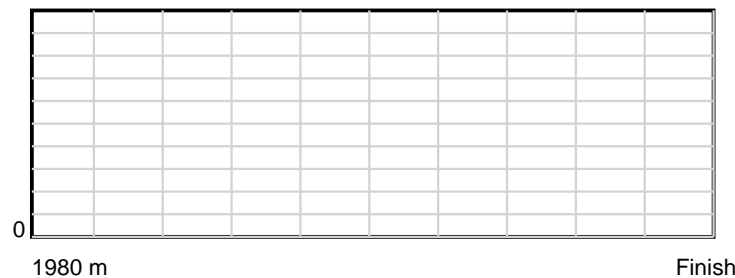
0.6 s Stride duration



20 m/sec Speed



100 % Stride efficiency



Note: Horizontal distance axis grid lines are 200m furlongs.

**Disclaimer.**

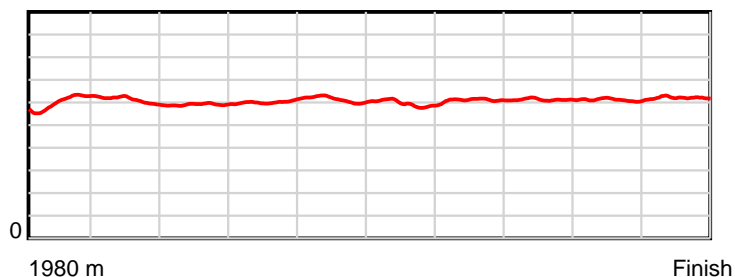
HRNZ and NZMTC and Thoroughbred Ratings Pty Ltd accepts no responsibility for the completeness or accuracy of any of the information contained herein, and makes no representations about its suitability for any particular purpose. Users should make their own judgements about those matters and/or seek independent advice. You assume all risks associated with use of the data provided on this page.

# Race Results

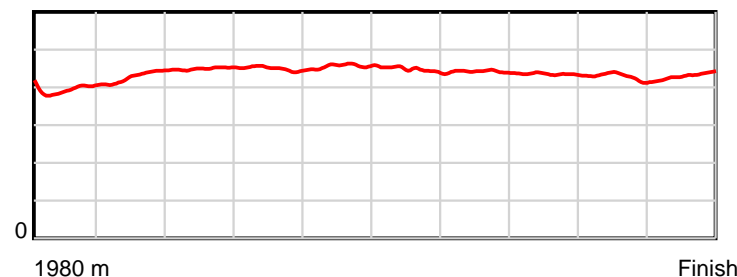
May 10, 2024, Race 4, MATT HARRISON CONSTRUCTION MOBILE PACE, Distance 1980m, Addington - Survey 1980m

| Result | TAB no. | Horse (Barrier)              | 1980 to      | 1800m to     | 1600m to     | 1400m to     | 1200m to     | 1000m to    | 800m to     | 600m to     | 400m to     | 200m to   | Total or       | Margin |
|--------|---------|------------------------------|--------------|--------------|--------------|--------------|--------------|-------------|-------------|-------------|-------------|-----------|----------------|--------|
| 2nd    | 7       | <b>Tide And Time (6)</b>     | <b>1800m</b> | <b>1600m</b> | <b>1400m</b> | <b>1200m</b> | <b>1000m</b> | <b>800m</b> | <b>600m</b> | <b>400m</b> | <b>200m</b> | <b>WP</b> | <b>Average</b> |        |
|        |         | Position in running (margin) | -            | 1(0.0)       | 1(0.0)       | 1(0.0)       | 2(1.4)       | 2(1.7)      | 3(1.7)      | 4(1.8)      | 3(1.6)      | 2(1.3)    |                | 2.00   |
|        |         | Sectional time (s)           | 11.95        | 14.15        | 15.26        | 14.82        | 14.97        | 14.97       | 14.41       | 14.15       | 13.94       | 14.02     |                |        |
|        |         | Cumulative time (s)          | 142.64       | 130.69       | 116.54       | 101.28       | 86.46        | 71.49       | 56.52       | 42.11       | 27.96       | 14.02     | 2:22.64        |        |
|        |         | Speed (m/s)                  | 15.07        | 14.13        | 13.11        | 13.50        | 13.36        | 13.36       | 13.88       | 14.13       | 14.35       | 14.27     | 13.88          |        |
|        |         | Stride length (m)            | 5.95         | 6.07         | 5.90         | 6.06         | 6.10         | 5.97        | 6.14        | 6.15        | 6.14        | 6.16      | 6.06           |        |
|        |         | Stride duration (s)          | 0.393        | 0.429        | 0.450        | 0.449        | 0.456        | 0.447       | 0.442       | 0.435       | 0.428       | 0.431     | 0.437          |        |
|        |         | Stride efficiency (%)        | 55.32        | 57.54        | 54.32        | 57.44        | 58.12        | 55.70       | 58.85       | 59.11       | 58.86       | 59.21     | 57.43          |        |
|        |         | Stride count                 | 30.25        | 32.96        | 33.92        | 32.99        | 32.79        | 33.50       | 32.59       | 32.52       | 32.59       | 32.49     | 326.60         |        |

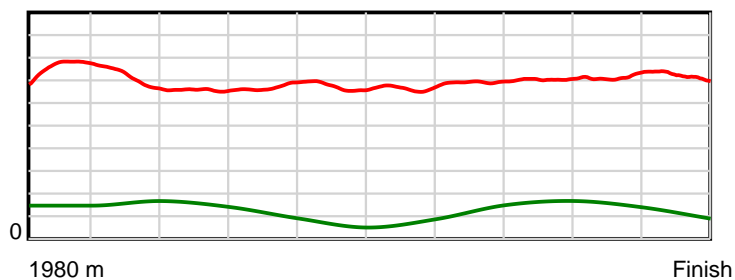
10 m Stride length



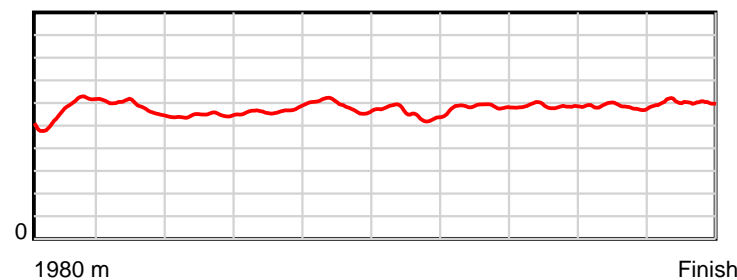
0.6 s Stride duration



20 m/sec Speed



100 % Stride efficiency



Note: Horizontal distance axis grid lines are 200m furlongs.

**Disclaimer.**

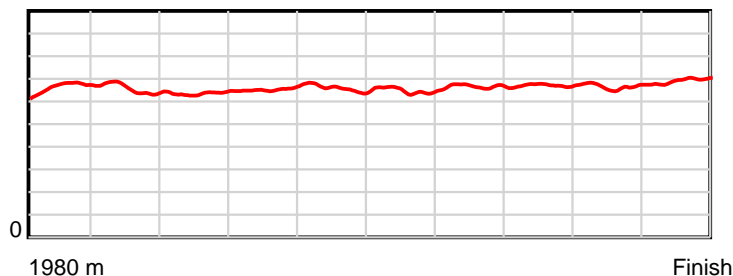
HRNZ and NZMTC and Thoroughbred Ratings Pty Ltd accepts no responsibility for the completeness or accuracy of any of the information contained herein, and makes no representations about its suitability for any particular purpose. Users should make their own judgements about those matters and/or seek independent advice. You assume all risks associated with use of the data provided on this page.

# Race Results

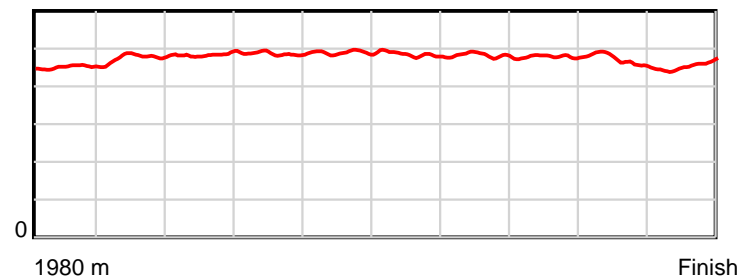
May 10, 2024, Race 4, MATT HARRISON CONSTRUCTION MOBILE PACE, Distance 1980m, Addington - Survey 1980m

| Result | TAB no. | Horse (Barrier)              | 1980 to      | 1800m to     | 1600m to     | 1400m to     | 1200m to     | 1000m to    | 800m to     | 600m to     | 400m to     | 200m to   | Total or       | Margin |
|--------|---------|------------------------------|--------------|--------------|--------------|--------------|--------------|-------------|-------------|-------------|-------------|-----------|----------------|--------|
| 3rd    | 10      | <b>Jimmyray (9)</b>          | <b>1800m</b> | <b>1600m</b> | <b>1400m</b> | <b>1200m</b> | <b>1000m</b> | <b>800m</b> | <b>600m</b> | <b>400m</b> | <b>200m</b> | <b>WP</b> | <b>Average</b> |        |
|        |         | Position in running (margin) | -            | 7(3.9)       | 7(6.7)       | 7(5.9)       | 11(7.4)      | 11(7.2)     | 12(7.0)     | 12(7.3)     | 12(7.8)     | 8(8.1)    |                | 3.50   |
|        |         | Sectional time (s)           | 12.64        | 14.61        | 15.13        | 14.84        | 14.88        | 14.95       | 14.45       | 14.24       | 14.06       | 13.13     |                |        |
|        |         | Cumulative time (s)          | 142.93       | 130.29       | 115.68       | 100.55       | 85.71        | 70.83       | 55.88       | 41.43       | 27.19       | 13.13     | 2:22.93        |        |
|        |         | Speed (m/s)                  | 14.24        | 13.69        | 13.22        | 13.48        | 13.44        | 13.38       | 13.84       | 14.04       | 14.22       | 15.23     | 13.85          |        |
|        |         | Stride length (m)            | 6.65         | 6.53         | 6.40         | 6.55         | 6.58         | 6.48        | 6.67        | 6.72        | 6.68        | 6.93      | 6.62           |        |
|        |         | Stride duration (s)          | 0.451        | 0.477        | 0.484        | 0.486        | 0.489        | 0.484       | 0.482       | 0.479       | 0.470       | 0.455     | 0.478          |        |
|        |         | Stride efficiency (%)        | 69.15        | 66.55        | 64.03        | 67.06        | 67.67        | 65.64       | 69.57       | 70.55       | 69.83       | 75.12     | 68.42          |        |
|        |         | Stride count                 | 27.06        | 30.65        | 31.24        | 30.53        | 30.39        | 30.86       | 29.97       | 29.77       | 29.92       | 28.85     | 299.24         |        |

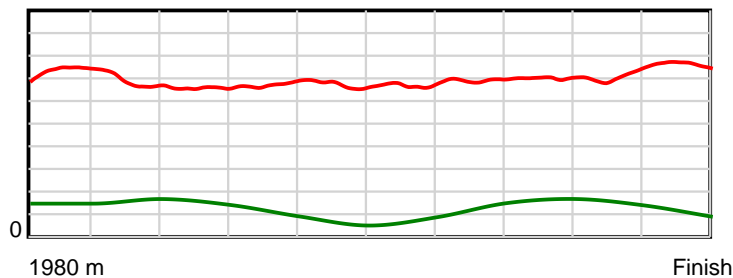
10 m Stride length



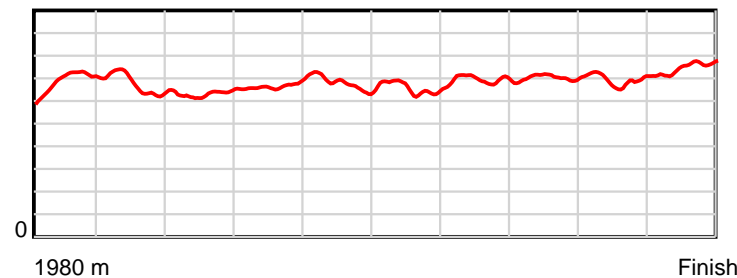
0.6 s Stride duration



20 m/sec Speed



100 % Stride efficiency



Note: Horizontal distance axis grid lines are 200m furlongs.

## Disclaimer.

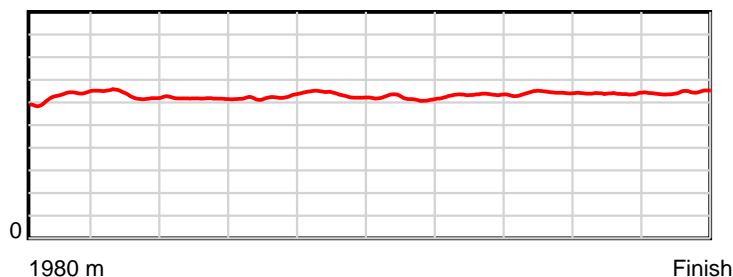
HRNZ and NZMTC and Thoroughbred Ratings Pty Ltd accepts no responsibility for the completeness or accuracy of any of the information contained herein, and makes no representations about its suitability for any particular purpose. Users should make their own judgements about those matters and/or seek independent advice. You assume all risks associated with use of the data provided on this page.

# Race Results

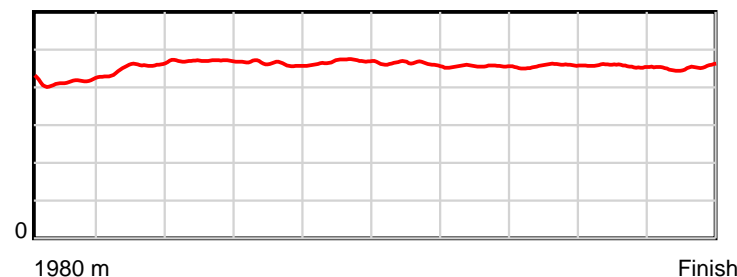
May 10, 2024, Race 4, MATT HARRISON CONSTRUCTION MOBILE PACE, Distance 1980m, Addington - Survey 1980m

| Result | TAB no. | Horse (Barrier)              | 1980 to      | 1800m to     | 1600m to     | 1400m to     | 1200m to     | 1000m to    | 800m to     | 600m to     | 400m to     | 200m to   | Total or       | Margin |
|--------|---------|------------------------------|--------------|--------------|--------------|--------------|--------------|-------------|-------------|-------------|-------------|-----------|----------------|--------|
| 4th    | 5       | <b>Stephs Boy (4)</b>        | <b>1800m</b> | <b>1600m</b> | <b>1400m</b> | <b>1200m</b> | <b>1000m</b> | <b>800m</b> | <b>600m</b> | <b>400m</b> | <b>200m</b> | <b>WP</b> | <b>Average</b> |        |
|        |         | Position in running (margin) | -            | 2(0.5)       | 2(1.9)       | 2(1.8)       | 5(3.4)       | 4(3.3)      | 6(3.5)      | 7(3.6)      | 6(3.7)      | 6(5.2)    |                | 6.10   |
|        |         | Sectional time (s)           | 12.05        | 14.38        | 15.24        | 14.85        | 14.90        | 15.00       | 14.41       | 14.19       | 14.25       | 14.15     |                |        |
|        |         | Cumulative time (s)          | 143.42       | 131.37       | 116.99       | 101.75       | 86.90        | 72.00       | 57.00       | 42.59       | 28.40       | 14.15     | 2:23.42        |        |
|        |         | Speed (m/s)                  | 14.94        | 13.91        | 13.12        | 13.47        | 13.42        | 13.33       | 13.88       | 14.09       | 14.04       | 14.13     | 13.81          |        |
|        |         | Stride length (m)            | 6.21         | 6.31         | 6.17         | 6.24         | 6.29         | 6.17        | 6.33        | 6.44        | 6.41        | 6.40      | 6.30           |        |
|        |         | Stride duration (s)          | 0.414        | 0.453        | 0.470        | 0.463        | 0.469        | 0.463       | 0.456       | 0.457       | 0.457       | 0.453     | 0.456          |        |
|        |         | Stride efficiency (%)        | 60.26        | 62.12        | 59.50        | 60.75        | 61.84        | 59.44       | 62.64       | 64.84       | 64.22       | 64.10     | 61.94          |        |
|        |         | Stride count                 | 28.99        | 31.72        | 32.41        | 32.08        | 31.79        | 32.43       | 31.59       | 31.05       | 31.20       | 31.23     | 314.49         |        |

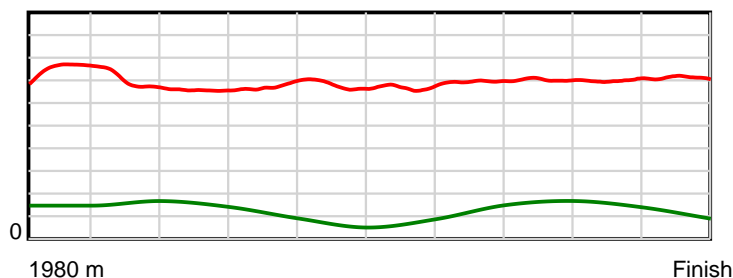
10 m Stride length



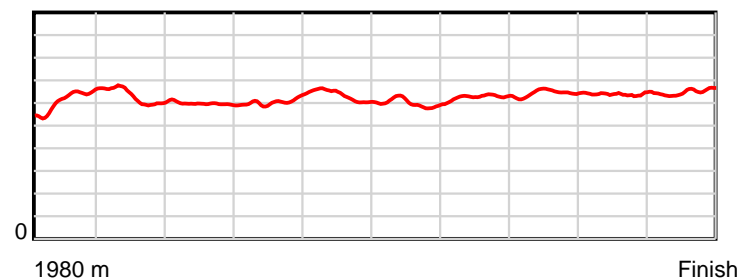
0.6 s Stride duration



20 m/sec Speed



100 % Stride efficiency



Note: Horizontal distance axis grid lines are 200m furlongs.

**Disclaimer.**

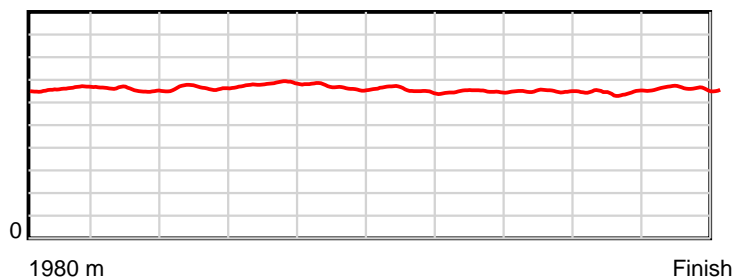
HRNZ and NZMTC and Thoroughbred Ratings Pty Ltd accepts no responsibility for the completeness or accuracy of any of the information contained herein, and makes no representations about its suitability for any particular purpose. Users should make their own judgements about those matters and/or seek independent advice. You assume all risks associated with use of the data provided on this page.

# Race Results

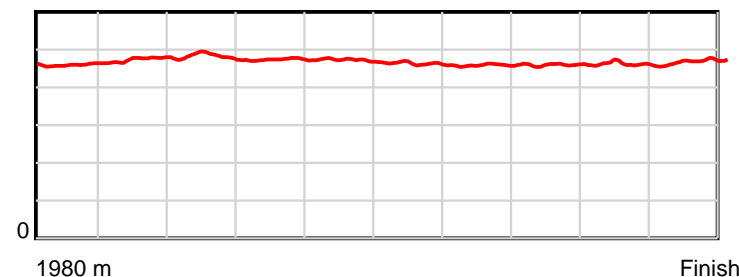
May 10, 2024, Race 4, MATT HARRISON CONSTRUCTION MOBILE PACE, Distance 1980m, Addington - Survey 1980m

| Result | TAB no. | Horse (Barrier)              | 1980 to      | 1800m to     | 1600m to     | 1400m to     | 1200m to     | 1000m to    | 800m to     | 600m to     | 400m to     | 200m to   | Total or       | Margin |
|--------|---------|------------------------------|--------------|--------------|--------------|--------------|--------------|-------------|-------------|-------------|-------------|-----------|----------------|--------|
| 5th    | 9       | <b>Franco Sinatra (8)</b>    | <b>1800m</b> | <b>1600m</b> | <b>1400m</b> | <b>1200m</b> | <b>1000m</b> | <b>800m</b> | <b>600m</b> | <b>400m</b> | <b>200m</b> | <b>WP</b> | <b>Average</b> |        |
|        |         | Position in running (margin) | -            | 9(5.3)       | 11(10.4)     | 10(8.3)      | 6(4.6)       | 5(3.4)      | 2(1.6)      | 2(0.6)      | 4(1.7)      | 4(4.6)    |                | 6.50   |
|        |         | Sectional time (s)           | 12.91        | 14.99        | 14.90        | 13.98        | 14.71        | 14.69       | 14.22       | 14.35       | 14.49       | 14.25     |                |        |
|        |         | Cumulative time (s)          | 143.49       | 130.58       | 115.59       | 100.69       | 86.71        | 72.00       | 57.31       | 43.09       | 28.74       | 14.25     | 2:23.49        |        |
|        |         | Speed (m/s)                  | 13.95        | 13.34        | 13.42        | 14.31        | 13.60        | 13.61       | 14.06       | 13.94       | 13.80       | 14.04     | 13.80          |        |
|        |         | Stride length (m)            | 6.51         | 6.32         | 6.47         | 6.77         | 6.42         | 6.30        | 6.45        | 6.40        | 6.37        | 6.60      | 6.46           |        |
|        |         | Stride duration (s)          | 0.460        | 0.474        | 0.482        | 0.473        | 0.472        | 0.463       | 0.459       | 0.459       | 0.461       | 0.470     | 0.468          |        |
|        |         | Stride efficiency (%)        | 66.21        | 62.41        | 65.49        | 71.62        | 64.38        | 62.07       | 65.02       | 64.02       | 63.37       | 68.10     | 65.18          |        |
|        |         | Stride count                 | 27.65        | 31.65        | 30.89        | 29.54        | 31.16        | 31.73       | 31.00       | 31.25       | 31.41       | 30.30     | 306.58         |        |

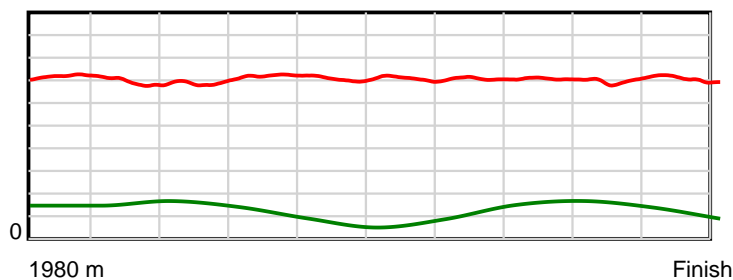
10 m Stride length



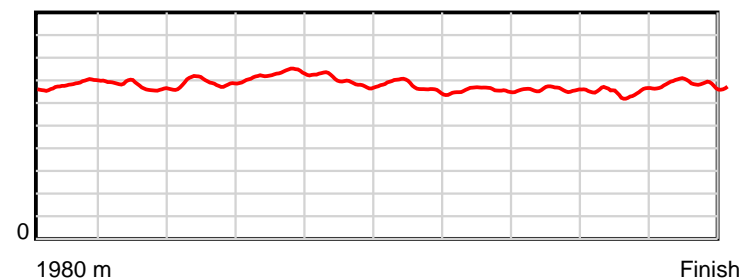
0.6 s Stride duration



20 m/sec Speed



100 % Stride efficiency



Note: Horizontal distance axis grid lines are 200m furlongs.

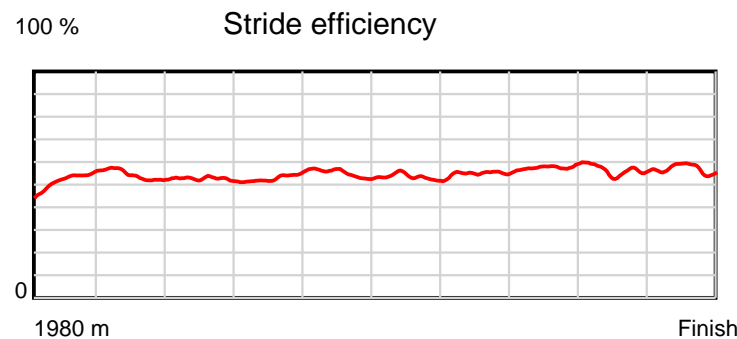
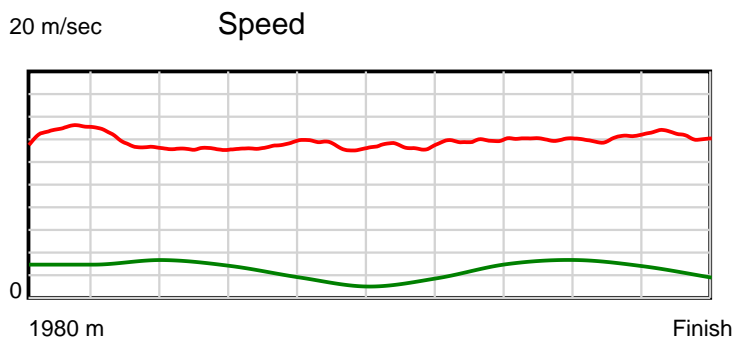
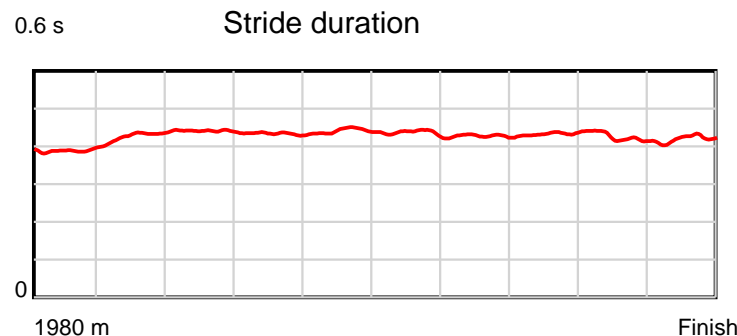
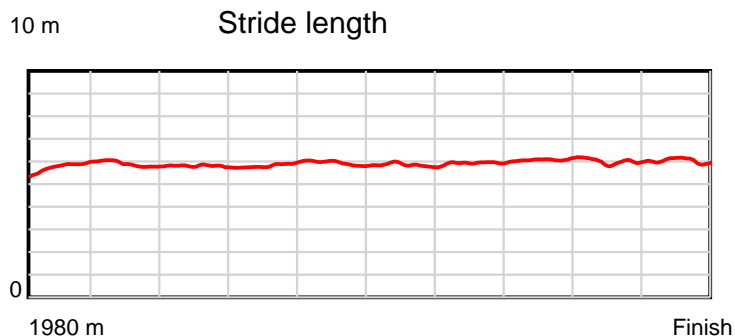
## Disclaimer.

HRNZ and NZMTC and Thoroughbred Ratings Pty Ltd accepts no responsibility for the completeness or accuracy of any of the information contained herein, and makes no representations about its suitability for any particular purpose. Users should make their own judgements about those matters and/or seek independent advice. You assume all risks associated with use of the data provided on this page.

# Race Results

May 10, 2024, Race 4, MATT HARRISON CONSTRUCTION MOBILE PACE, Distance 1980m, Addington - Survey 1980m

| Result | TAB no. | Horse (Barrier)              | 1980 to | 1800m to | 1600m to | 1400m to | 1200m to | 1000m to | 800m to | 600m to | 400m to | 200m to | Total or | Margin |
|--------|---------|------------------------------|---------|----------|----------|----------|----------|----------|---------|---------|---------|---------|----------|--------|
| 6th    | 1       | Action Major (1)             | 1800m   | 1600m    | 1400m    | 1200m    | 1000m    | 800m     | 600m    | 400m    | 200m    | WP      | Average  |        |
|        |         | Position in running (margin) | -       | 3(1.9)   | 4(4.7)   | 4(4.1)   | 8(5.6)   | 7(5.5)   | 10(5.5) | 10(5.6) | 9(5.9)  | 7(7.0)  |          | 6.70   |
|        |         | Sectional time (s)           | 12.34   | 14.62    | 15.15    | 14.84    | 14.91    | 14.97    | 14.41   | 14.23   | 14.18   | 13.89   |          |        |
|        |         | Cumulative time (s)          | 143.54  | 131.20   | 116.58   | 101.43   | 86.59    | 71.68    | 56.71   | 42.30   | 28.07   | 13.89   | 2:23.54  |        |
|        |         | Speed (m/s)                  | 14.59   | 13.68    | 13.20    | 13.48    | 13.41    | 13.36    | 13.88   | 14.05   | 14.10   | 14.40   | 13.79    |        |
|        |         | Stride length (m)            | 5.75    | 5.85     | 5.82     | 5.85     | 5.91     | 5.83     | 5.93    | 6.09    | 6.00    | 6.05    | 5.91     |        |
|        |         | Stride duration (s)          | 0.388   | 0.427    | 0.441    | 0.434    | 0.441    | 0.436    | 0.427   | 0.433   | 0.425   | 0.420   | 0.428    |        |
|        |         | Stride efficiency (%)        | 51.73   | 53.41    | 53.01    | 53.42    | 54.66    | 53.06    | 54.96   | 57.93   | 56.19   | 57.17   | 54.53    |        |
|        |         | Stride count                 | 31.28   | 34.21    | 34.34    | 34.21    | 33.82    | 34.32    | 33.72   | 32.85   | 33.35   | 33.07   | 335.17   |        |



Note: Horizontal distance axis grid lines are 200m furlongs.

**Disclaimer.**

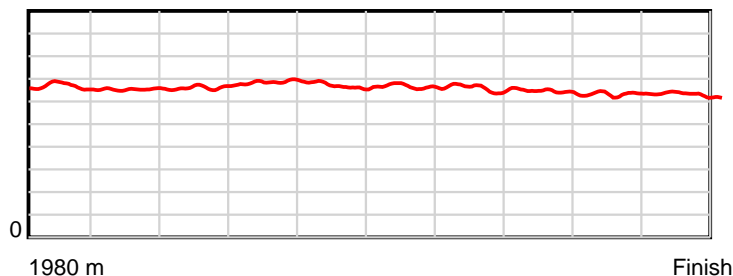
HRNZ and NZMTC and Thoroughbred Ratings Pty Ltd accepts no responsibility for the completeness or accuracy of any of the information contained herein, and makes no representations about its suitability for any particular purpose. Users should make their own judgements about those matters and/or seek independent advice. You assume all risks associated with use of the data provided on this page.

# Race Results

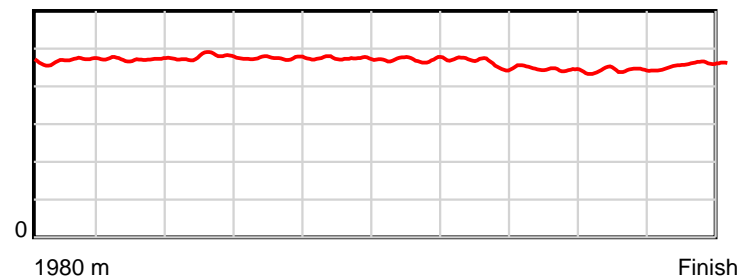
May 10, 2024, Race 4, MATT HARRISON CONSTRUCTION MOBILE PACE, Distance 1980m, Addington - Survey 1980m

| Result | TAB no. | Horse (Barrier)              | 1980 to | 1800m to | 1600m to | 1400m to | 1200m to | 1000m to | 800m to | 600m to | 400m to | 200m to | Total or | Margin |
|--------|---------|------------------------------|---------|----------|----------|----------|----------|----------|---------|---------|---------|---------|----------|--------|
| 7th    | 14      | Takeitout (13)               | 1800m   | 1600m    | 1400m    | 1200m    | 1000m    | 800m     | 600m    | 400m    | 200m    | WP      | Average  |        |
|        |         | Position in running (margin) | -       | 12(7.7)  | 13(12.6) | 12(10.2) | 9(5.8)   | 8(5.6)   | 5(3.3)  | 3(1.5)  | 2(1.0)  | 3(3.1)  |          | 7.00   |
|        |         | Sectional time (s)           | 13.20   | 14.96    | 14.85    | 13.85    | 14.90    | 14.60    | 14.09   | 14.09   | 14.35   | 14.71   |          |        |
|        |         | Cumulative time (s)          | 143.60  | 130.40   | 115.44   | 100.59   | 86.74    | 71.84    | 57.24   | 43.15   | 29.06   | 14.71   | 2:23.60  |        |
|        |         | Speed (m/s)                  | 13.64   | 13.37    | 13.47    | 14.44    | 13.42    | 13.70    | 14.19   | 14.19   | 13.94   | 13.60   | 13.79    |        |
|        |         | Stride length (m)            | 6.57    | 6.31     | 6.44     | 6.85     | 6.37     | 6.44     | 6.54    | 6.29    | 6.19    | 6.26    | 6.42     |        |
|        |         | Stride duration (s)          | 0.468   | 0.472    | 0.478    | 0.475    | 0.474    | 0.470    | 0.461   | 0.443   | 0.444   | 0.460   | 0.466    |        |
|        |         | Stride efficiency (%)        | 67.37   | 62.21    | 64.74    | 73.41    | 63.33    | 64.88    | 66.91   | 61.86   | 59.80   | 61.14   | 64.38    |        |
|        |         | Stride count                 | 27.41   | 31.70    | 31.07    | 29.18    | 31.42    | 31.04    | 30.56   | 31.79   | 32.33   | 31.97   | 308.47   |        |

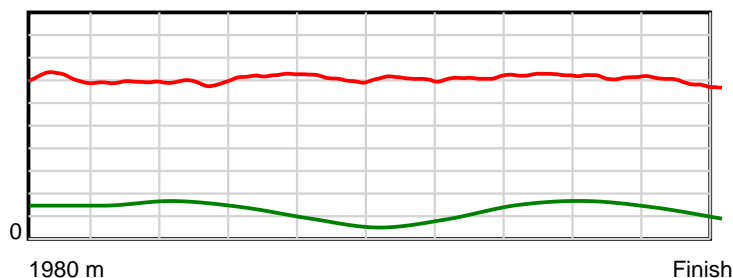
10 m Stride length



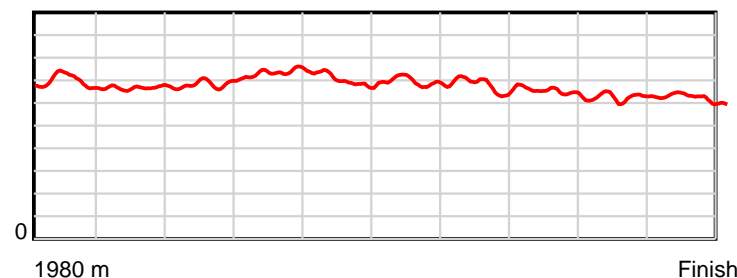
0.6 s Stride duration



20 m/sec Speed



100 % Stride efficiency



Note: Horizontal distance axis grid lines are 200m furlongs.

**Disclaimer.**

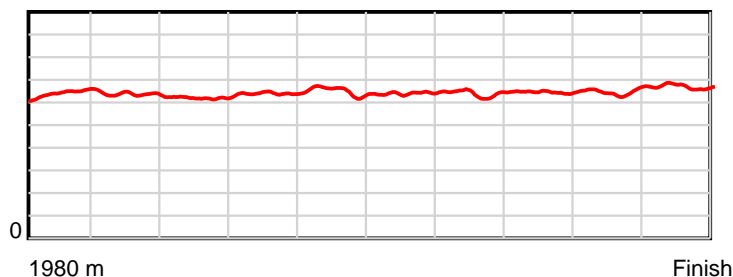
HRNZ and NZMTC and Thoroughbred Ratings Pty Ltd accepts no responsibility for the completeness or accuracy of any of the information contained herein, and makes no representations about its suitability for any particular purpose. Users should make their own judgements about those matters and/or seek independent advice. You assume all risks associated with use of the data provided on this page.

# Race Results

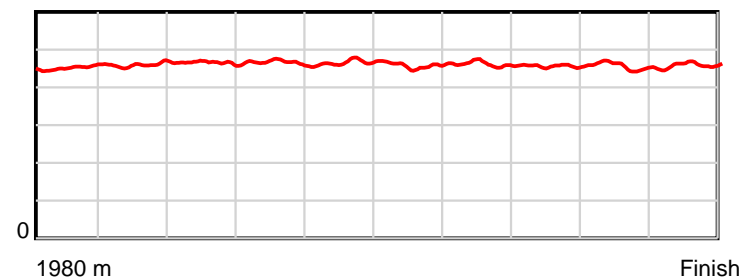
May 10, 2024, Race 4, MATT HARRISON CONSTRUCTION MOBILE PACE, Distance 1980m, Addington - Survey 1980m

| Result | TAB no. | Horse (Barrier)              | 1980 to      | 1800m to     | 1600m to     | 1400m to     | 1200m to     | 1000m to    | 800m to     | 600m to     | 400m to     | 200m to   | Total or       | Margin |
|--------|---------|------------------------------|--------------|--------------|--------------|--------------|--------------|-------------|-------------|-------------|-------------|-----------|----------------|--------|
| 8th    | 12      | <b>Tokyo Rose (11)</b>       | <b>1800m</b> | <b>1600m</b> | <b>1400m</b> | <b>1200m</b> | <b>1000m</b> | <b>800m</b> | <b>600m</b> | <b>400m</b> | <b>200m</b> | <b>WP</b> | <b>Average</b> |        |
|        |         | Position in running (margin) | -            | 13(8.1)      | 12(10.8)     | 13(10.7)     | 13(10.5)     | 13(10.0)    | 13(7.6)     | 13(7.6)     | 13(8.7)     | 11(10.1)  |                | 8.90   |
|        |         | Sectional time (s)           | 13.41        | 14.61        | 15.24        | 14.54        | 14.84        | 14.58       | 14.40       | 14.35       | 14.24       | 13.75     |                |        |
|        |         | Cumulative time (s)          | 143.96       | 130.55       | 115.94       | 100.70       | 86.16        | 71.32       | 56.74       | 42.34       | 27.99       | 13.75     | 2:23.96        |        |
|        |         | Speed (m/s)                  | 13.43        | 13.69        | 13.12        | 13.76        | 13.48        | 13.72       | 13.89       | 13.94       | 14.04       | 14.55     | 13.75          |        |
|        |         | Stride length (m)            | 6.34         | 6.29         | 6.10         | 6.41         | 6.28         | 6.28        | 6.40        | 6.36        | 6.40        | 6.69      | 6.35           |        |
|        |         | Stride duration (s)          | 0.452        | 0.460        | 0.465        | 0.466        | 0.466        | 0.458       | 0.461       | 0.456       | 0.456       | 0.460     | 0.462          |        |
|        |         | Stride efficiency (%)        | 62.91        | 61.88        | 58.23        | 64.27        | 61.57        | 61.72       | 63.97       | 63.18       | 64.02       | 69.95     | 63.08          |        |
|        |         | Stride count                 | 28.37        | 31.78        | 32.76        | 31.19        | 31.86        | 31.82       | 31.26       | 31.45       | 31.25       | 29.89     | 311.63         |        |

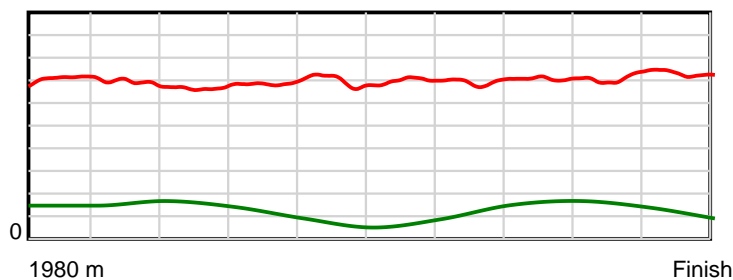
10 m Stride length



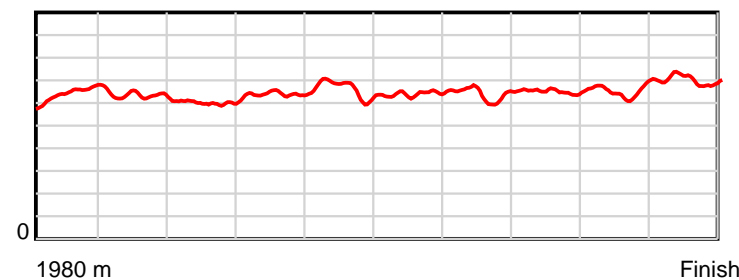
0.6 s Stride duration



20 m/sec Speed



100 % Stride efficiency



Note: Horizontal distance axis grid lines are 200m furlongs.

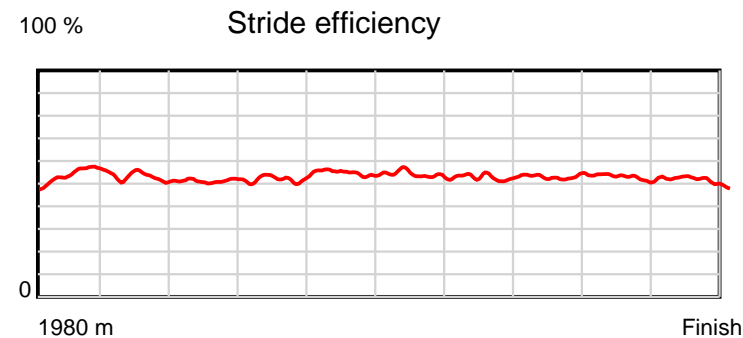
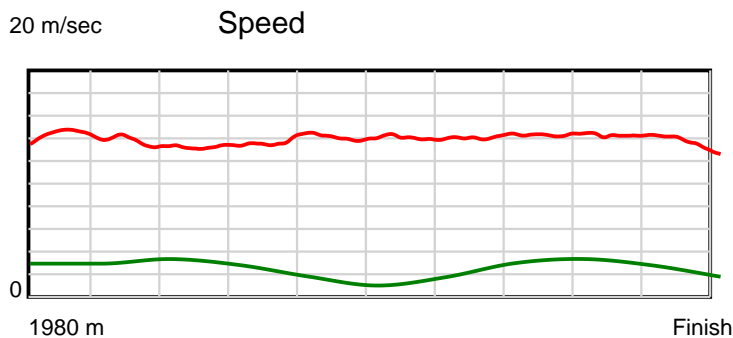
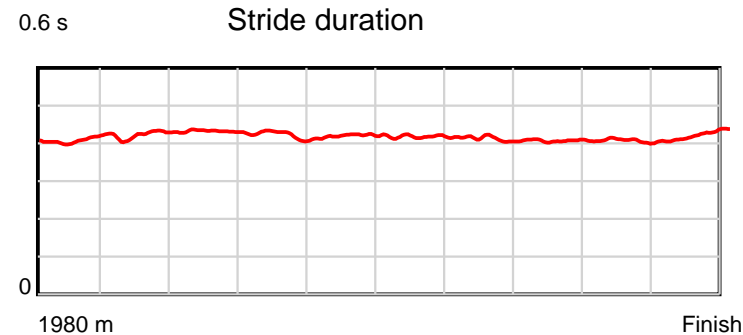
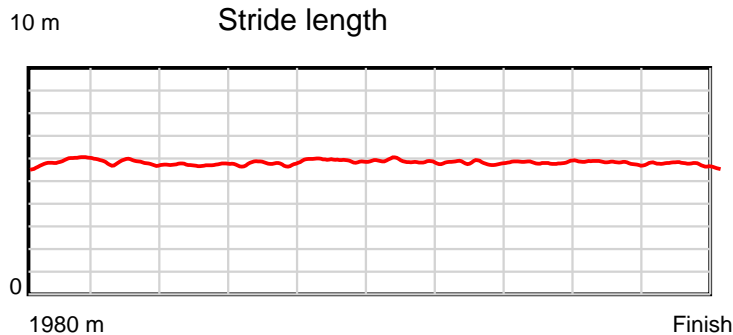
## Disclaimer.

HRNZ and NZMTC and Thoroughbred Ratings Pty Ltd accepts no responsibility for the completeness or accuracy of any of the information contained herein, and makes no representations about its suitability for any particular purpose. Users should make their own judgements about those matters and/or seek independent advice. You assume all risks associated with use of the data provided on this page.

# Race Results

May 10, 2024, Race 4, MATT HARRISON CONSTRUCTION MOBILE PACE, Distance 1980m, Addington - Survey 1980m

| Result | TAB no. | Horse (Barrier)              | 1980 to      | 1800m to     | 1600m to     | 1400m to     | 1200m to     | 1000m to    | 800m to     | 600m to     | 400m to     | 200m to   | Total or       | Margin |
|--------|---------|------------------------------|--------------|--------------|--------------|--------------|--------------|-------------|-------------|-------------|-------------|-----------|----------------|--------|
| 9th    | 11      | <b>Major Torque (10)</b>     | <b>1800m</b> | <b>1600m</b> | <b>1400m</b> | <b>1200m</b> | <b>1000m</b> | <b>800m</b> | <b>600m</b> | <b>400m</b> | <b>200m</b> | <b>WP</b> | <b>Average</b> |        |
|        |         | Position in running (margin) | -            | 11(6.2)      | 10(9.3)      | 11(8.9)      | 12(7.9)      | 10(6.8)     | 8(4.9)      | 6(2.7)      | 5(3.0)      | 5(5.0)    |                | 9.40   |
|        |         | Sectional time (s)           | 13.03        | 14.67        | 15.19        | 14.42        | 14.74        | 14.65       | 14.03       | 14.23       | 14.33       | 14.76     |                |        |
|        |         | Cumulative time (s)          | 144.05       | 131.02       | 116.35       | 101.16       | 86.74        | 72.00       | 57.35       | 43.32       | 29.09       | 14.76     | 2:24.05        |        |
|        |         | Speed (m/s)                  | 13.82        | 13.63        | 13.17        | 13.87        | 13.57        | 13.65       | 14.26       | 14.05       | 13.96       | 13.55     | 13.75          |        |
|        |         | Stride length (m)            | 5.87         | 5.77         | 5.69         | 5.86         | 5.70         | 5.70        | 5.87        | 5.72        | 5.68        | 5.74      | 5.76           |        |
|        |         | Stride duration (s)          | 0.407        | 0.423        | 0.432        | 0.422        | 0.420        | 0.418       | 0.411       | 0.407       | 0.407       | 0.424     | 0.419          |        |
|        |         | Stride efficiency (%)        | 53.87        | 52.03        | 50.59        | 53.60        | 50.84        | 50.76       | 53.78       | 51.18       | 50.50       | 51.57     | 51.83          |        |
|        |         | Stride count                 | 30.66        | 34.66        | 35.15        | 34.15        | 35.06        | 35.09       | 34.09       | 34.95       | 35.18       | 34.82     | 343.81         |        |



Note: Horizontal distance axis grid lines are 200m furlongs.

#### Disclaimer.

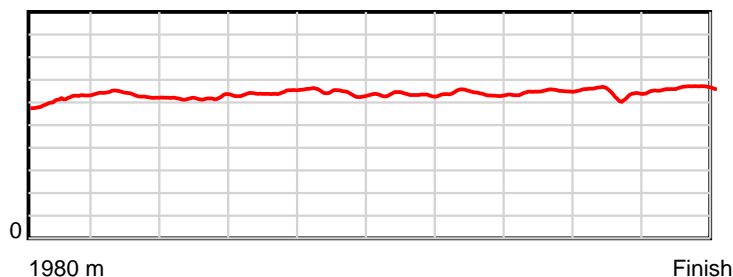
HRNZ and NZMTC and Thoroughbred Ratings Pty Ltd accepts no responsibility for the completeness or accuracy of any of the information contained herein, and makes no representations about its suitability for any particular purpose. Users should make their own judgements about those matters and/or seek independent advice. You assume all risks associated with use of the data provided on this page.

# Race Results

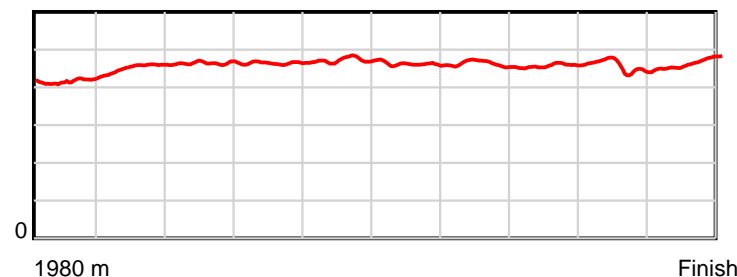
May 10, 2024, Race 4, MATT HARRISON CONSTRUCTION MOBILE PACE, Distance 1980m, Addington - Survey 1980m

| Result | TAB no. | Horse (Barrier)              | 1980 to      | 1800m to     | 1600m to     | 1400m to     | 1200m to     | 1000m to    | 800m to     | 600m to     | 400m to     | 200m to   | Total or       | Margin |
|--------|---------|------------------------------|--------------|--------------|--------------|--------------|--------------|-------------|-------------|-------------|-------------|-----------|----------------|--------|
| 10th   | 4       | <b>Raging Whiteba... (3)</b> | <b>1800m</b> | <b>1600m</b> | <b>1400m</b> | <b>1200m</b> | <b>1000m</b> | <b>800m</b> | <b>600m</b> | <b>400m</b> | <b>200m</b> | <b>WP</b> | <b>Average</b> |        |
|        |         | Position in running (margin) | -            | 5(2.9)       | 5(5.6)       | 6(5.2)       | 7(4.8)       | 9(5.7)      | 9(5.4)      | 11(6.2)     | 11(7.7)     | 12(10.7)  |                | 10.90  |
|        |         | Sectional time (s)           | 12.40        | 14.59        | 15.19        | 14.52        | 15.07        | 14.93       | 14.52       | 14.42       | 14.51       | 14.19     |                |        |
|        |         | Cumulative time (s)          | 144.34       | 131.94       | 117.35       | 102.16       | 87.64        | 72.57       | 57.64       | 43.12       | 28.70       | 14.19     | 2:24.34        |        |
|        |         | Speed (m/s)                  | 14.52        | 13.71        | 13.17        | 13.77        | 13.27        | 13.40       | 13.77       | 13.87       | 13.78       | 14.09     | 13.72          |        |
|        |         | Stride length (m)            | 6.05         | 6.21         | 6.11         | 6.39         | 6.27         | 6.18        | 6.36        | 6.35        | 6.27        | 6.58      | 6.27           |        |
|        |         | Stride duration (s)          | 0.415        | 0.453        | 0.464        | 0.464        | 0.472        | 0.461       | 0.462       | 0.458       | 0.455       | 0.467     | 0.457          |        |
|        |         | Stride efficiency (%)        | 57.15        | 60.19        | 58.35        | 63.75        | 61.41        | 59.63       | 63.27       | 63.01       | 61.35       | 67.61     | 61.51          |        |
|        |         | Stride count                 | 29.77        | 32.23        | 32.73        | 31.31        | 31.90        | 32.38       | 31.43       | 31.50       | 31.92       | 30.41     | 315.58         |        |

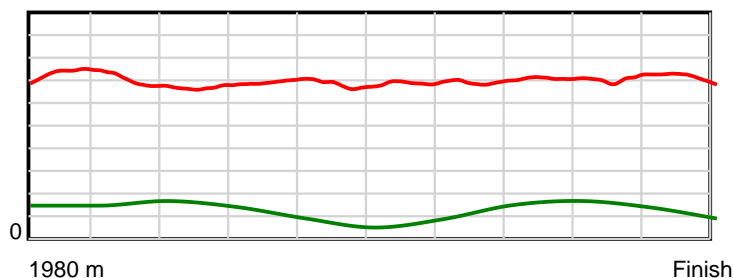
10 m Stride length



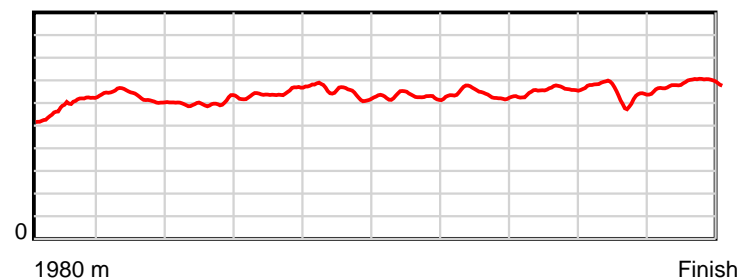
0.6 s Stride duration



20 m/sec Speed



100 % Stride efficiency



Note: Horizontal distance axis grid lines are 200m furlongs.

## Disclaimer.

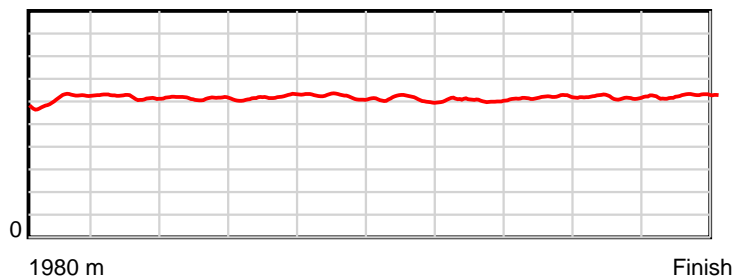
HRNZ and NZMTC and Thoroughbred Ratings Pty Ltd accepts no responsibility for the completeness or accuracy of any of the information contained herein, and makes no representations about its suitability for any particular purpose. Users should make their own judgements about those matters and/or seek independent advice. You assume all risks associated with use of the data provided on this page.

# Race Results

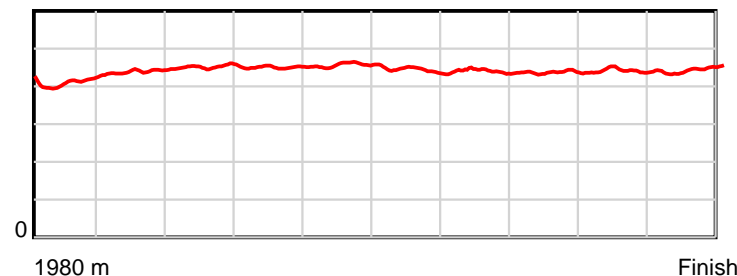
May 10, 2024, Race 4, MATT HARRISON CONSTRUCTION MOBILE PACE, Distance 1980m, Addington - Survey 1980m

| Result | TAB no. | Horse (Barrier)              | 1980 to | 1800m to | 1600m to | 1400m to | 1200m to | 1000m to | 800m to | 600m to | 400m to | 200m to | Total or | Margin |
|--------|---------|------------------------------|---------|----------|----------|----------|----------|----------|---------|---------|---------|---------|----------|--------|
| 11th   | 6       | Onwardsandupwa... (5)        | 1800m   | 1600m    | 1400m    | 1200m    | 1000m    | 800m     | 600m    | 400m    | 200m    | WP      | Average  |        |
|        |         | Position in running (margin) | -       | 4(1.9)   | 3(4.4)   | 3(3.0)   | 4(3.1)   | 6(4.1)   | 7(3.5)  | 8(4.3)  | 8(5.6)  | 10(9.4) |          | 11.20  |
|        |         | Sectional time (s)           | 12.36   | 14.56    | 15.02    | 14.60    | 15.10    | 14.87    | 14.53   | 14.39   | 14.63   | 14.32   |          |        |
|        |         | Cumulative time (s)          | 144.38  | 132.02   | 117.46   | 102.44   | 87.84    | 72.74    | 57.87   | 43.34   | 28.95   | 14.32   | 2:24.38  |        |
|        |         | Speed (m/s)                  | 14.57   | 13.74    | 13.32    | 13.70    | 13.25    | 13.45    | 13.76   | 13.90   | 13.67   | 13.97   | 13.71    |        |
|        |         | Stride length (m)            | 6.03    | 6.03     | 6.02     | 6.17     | 6.05     | 5.95     | 6.05    | 6.07    | 6.04    | 6.20    | 6.06     |        |
|        |         | Stride duration (s)          | 0.409   | 0.439    | 0.452    | 0.450    | 0.457    | 0.442    | 0.439   | 0.437   | 0.442   | 0.444   | 0.442    |        |
|        |         | Stride efficiency (%)        | 56.75   | 56.76    | 56.58    | 59.44    | 57.15    | 55.29    | 57.17   | 57.64   | 57.01   | 60.06   | 57.37    |        |
|        |         | Stride count                 | 29.87   | 33.19    | 33.24    | 32.43    | 33.07    | 33.62    | 33.07   | 32.93   | 33.11   | 32.26   | 326.79   |        |

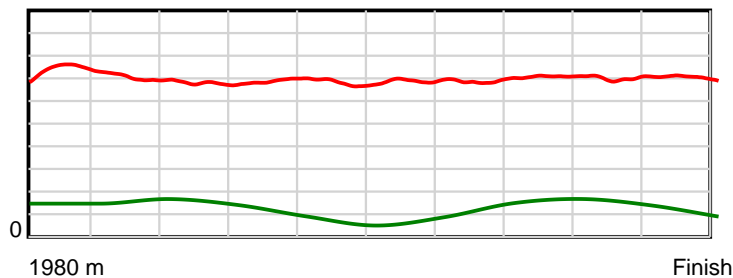
10 m Stride length



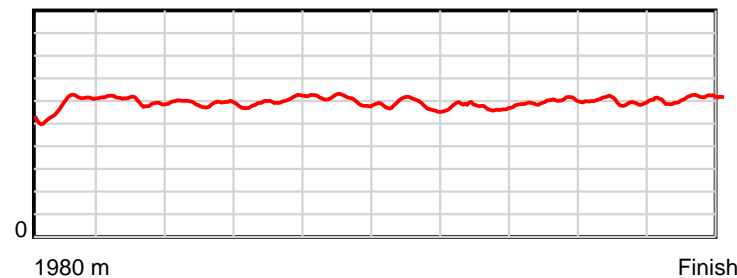
0.6 s Stride duration



20 m/sec Speed



100 % Stride efficiency



Note: Horizontal distance axis grid lines are 200m furlongs.

## Disclaimer.

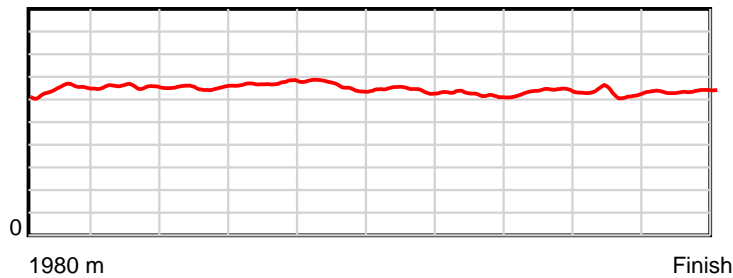
HRNZ and NZMTC and Thoroughbred Ratings Pty Ltd accepts no responsibility for the completeness or accuracy of any of the information contained herein, and makes no representations about its suitability for any particular purpose. Users should make their own judgements about those matters and/or seek independent advice. You assume all risks associated with use of the data provided on this page.

# Race Results

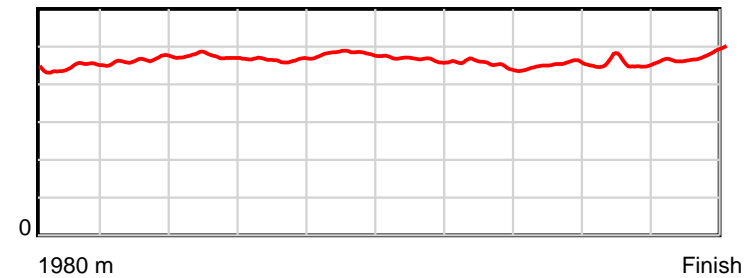
May 10, 2024, Race 4, MATT HARRISON CONSTRUCTION MOBILE PACE, Distance 1980m, Addington - Survey 1980m

| Result | TAB no. | Horse (Barrier)              | 1980 to | 1800m to | 1600m to | 1400m to | 1200m to | 1000m to | 800m to | 600m to | 400m to | 200m to | Total or | Margin |
|--------|---------|------------------------------|---------|----------|----------|----------|----------|----------|---------|---------|---------|---------|----------|--------|
| 12th   | 13      | Miraculous (12)              | 1800m   | 1600m    | 1400m    | 1200m    | 1000m    | 800m     | 600m    | 400m    | 200m    | WP      | Average  |        |
|        |         | Position in running (margin) | -       | 10(6.0)  | 9(8.1)   | 8(5.9)   | 3(1.6)   | 3(2.3)   | 4(1.7)  | 5(2.5)  | 7(3.9)  | 9(8.2)  |          | 13.70  |
|        |         | Sectional time (s)           | 13.10   | 14.49    | 14.90    | 13.87    | 15.04    | 14.87    | 14.53   | 14.40   | 14.72   | 14.95   |          |        |
|        |         | Cumulative time (s)          | 144.87  | 131.77   | 117.28   | 102.38   | 88.51    | 73.47    | 58.60   | 44.07   | 29.67   | 14.95   | 2:24.87  |        |
|        |         | Speed (m/s)                  | 13.74   | 13.80    | 13.42    | 14.42    | 13.30    | 13.45    | 13.76   | 13.89   | 13.59   | 13.38   | 13.67    |        |
|        |         | Stride length (m)            | 6.36    | 6.42     | 6.36     | 6.71     | 6.42     | 6.26     | 6.22    | 6.29    | 6.20    | 6.39    | 6.36     |        |
|        |         | Stride duration (s)          | 0.445   | 0.465    | 0.474    | 0.465    | 0.482    | 0.466    | 0.452   | 0.453   | 0.457   | 0.478   | 0.465    |        |
|        |         | Stride efficiency (%)        | 63.16   | 64.31    | 63.31    | 70.36    | 64.34    | 61.28    | 60.42   | 61.74   | 60.13   | 63.88   | 63.20    |        |
|        |         | Stride count                 | 28.31   | 31.18    | 31.42    | 29.81    | 31.17    | 31.94    | 32.17   | 31.82   | 32.24   | 31.28   | 311.34   |        |

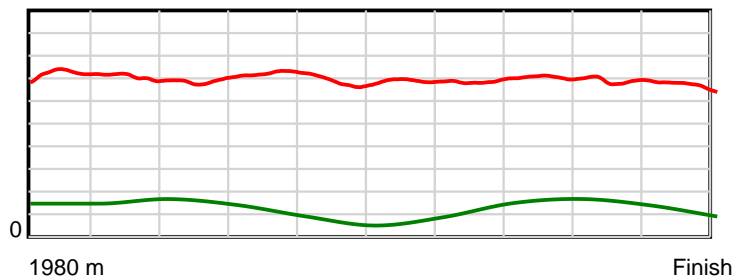
10 m Stride length



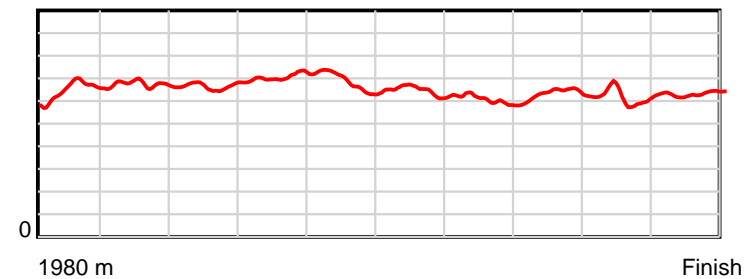
0.6 s Stride duration



20 m/sec Speed



100 % Stride efficiency



Note: Horizontal distance axis grid lines are 200m furlongs.

## Disclaimer.

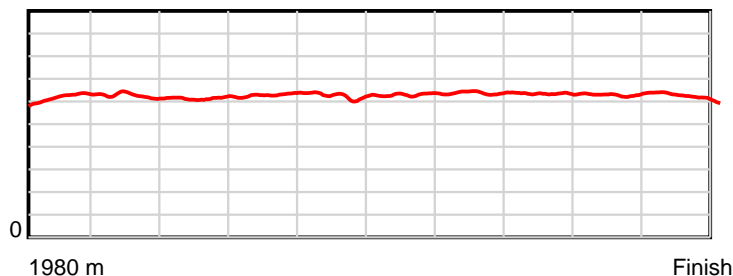
HRNZ and NZMTC and Thoroughbred Ratings Pty Ltd accepts no responsibility for the completeness or accuracy of any of the information contained herein, and makes no representations about its suitability for any particular purpose. Users should make their own judgements about those matters and/or seek independent advice. You assume all risks associated with use of the data provided on this page.

# Race Results

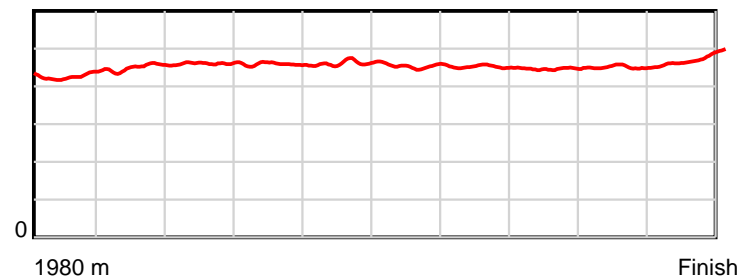
May 10, 2024, Race 4, MATT HARRISON CONSTRUCTION MOBILE PACE, Distance 1980m, Addington - Survey 1980m

| Result | TAB no. | Horse (Barrier)              | 1980 to | 1800m to | 1600m to | 1400m to | 1200m to | 1000m to | 800m to | 600m to | 400m to | 200m to  | Total or | Margin |
|--------|---------|------------------------------|---------|----------|----------|----------|----------|----------|---------|---------|---------|----------|----------|--------|
| 13th   | 3       | Woodlea Jewel (2)            | 1800m   | 1600m    | 1400m    | 1200m    | 1000m    | 800m     | 600m    | 400m    | 200m    | WP       | Average  |        |
|        |         | Position in running (margin) | -       | 8(4.3)   | 8(7.2)   | 9(6.6)   | 10(6.7)  | 12(7.7)  | 11(6.8) | 9(5.4)  | 10(7.0) | 13(11.8) |          | 18.90  |
|        |         | Sectional time (s)           | 12.83   | 14.64    | 15.14    | 14.60    | 15.10    | 14.81    | 14.16   | 14.44   | 14.81   | 15.32    |          |        |
|        |         | Cumulative time (s)          | 145.85  | 133.02   | 118.38   | 103.24   | 88.64    | 73.54    | 58.73   | 44.57   | 30.13   | 15.32    | 2:25.85  |        |
|        |         | Speed (m/s)                  | 14.03   | 13.66    | 13.21    | 13.70    | 13.25    | 13.50    | 14.12   | 13.85   | 13.50   | 13.05    | 13.58    |        |
|        |         | Stride length (m)            | 6.14    | 6.15     | 6.08     | 6.28     | 6.12     | 6.12     | 6.38    | 6.18    | 6.09    | 6.21     | 6.17     |        |
|        |         | Stride duration (s)          | 0.426   | 0.450    | 0.461    | 0.458    | 0.462    | 0.453    | 0.451   | 0.446   | 0.451   | 0.475    | 0.455    |        |
|        |         | Stride efficiency (%)        | 58.99   | 59.15    | 57.85    | 61.54    | 58.45    | 58.60    | 63.52   | 59.76   | 58.00   | 60.17    | 59.57    |        |
|        |         | Stride count                 | 29.30   | 32.51    | 32.87    | 31.87    | 32.70    | 32.66    | 31.37   | 32.34   | 32.83   | 32.23    | 320.68   |        |

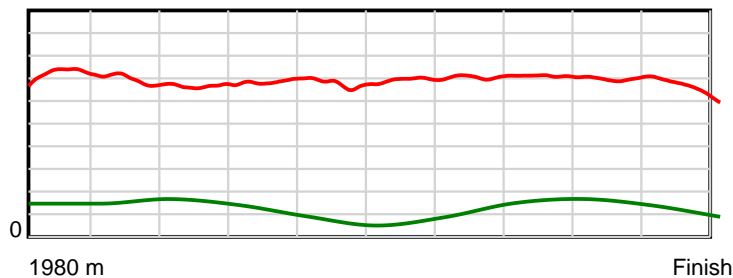
10 m Stride length



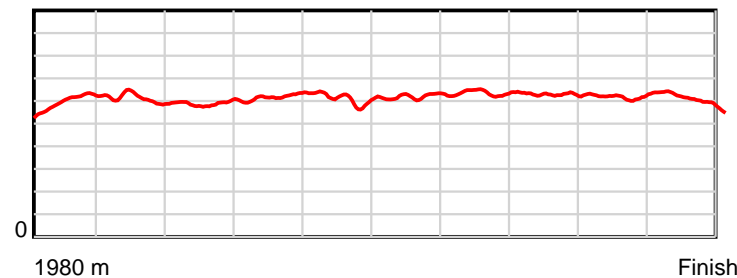
0.6 s Stride duration



20 m/sec Speed



100 % Stride efficiency



Note: Horizontal distance axis grid lines are 200m furlongs.

## Disclaimer.

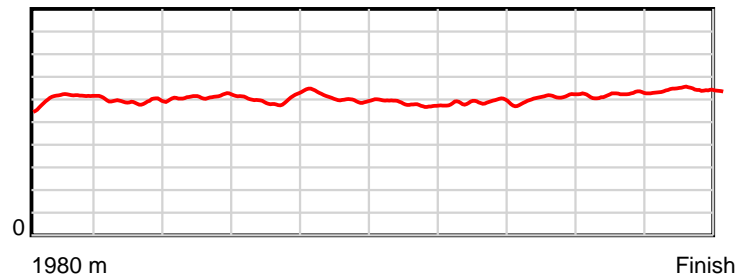
HRNZ and NZMTC and Thoroughbred Ratings Pty Ltd accepts no responsibility for the completeness or accuracy of any of the information contained herein, and makes no representations about its suitability for any particular purpose. Users should make their own judgements about those matters and/or seek independent advice. You assume all risks associated with use of the data provided on this page.

# Race Results

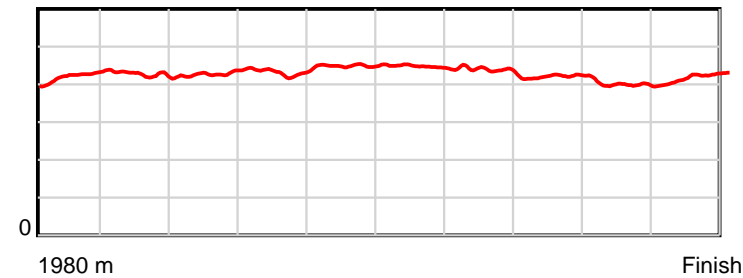
May 10, 2024, Race 5, , Distance 1980m, Addington - Survey 1980m

| Result | TAB no. | Horse (Barrier)              | 1980 to | 1800m to | 1600m to | 1400m to | 1200m to | 1000m to | 800m to | 600m to | 400m to | 200m to | Total or | Margin |
|--------|---------|------------------------------|---------|----------|----------|----------|----------|----------|---------|---------|---------|---------|----------|--------|
| 1st    | 6       | Chase A Dream (6)            | 1800m   | 1600m    | 1400m    | 1200m    | 1000m    | 800m     | 600m    | 400m    | 200m    | WP      | Average  |        |
|        |         | Position in running (margin) | -       | 5(4.0)   | 5(5.3)   | 3(3.3)   | 4(2.2)   | 5(4.4)   | 5(4.4)  | 4(3.4)  | 4(3.5)  | 3(0.6)  |          | 0.00   |
|        |         | Sectional time (s)           | 12.60   | 14.68    | 14.64    | 14.34    | 15.31    | 15.71    | 14.93   | 13.99   | 13.18   | 13.23   |          |        |
|        |         | Cumulative time (s)          | 142.61  | 130.01   | 115.33   | 100.69   | 86.35    | 71.04    | 55.33   | 40.40   | 26.41   | 13.23   | 2:22.61  |        |
|        |         | Speed (m/s)                  | 14.29   | 13.62    | 13.66    | 13.95    | 13.06    | 12.73    | 13.40   | 14.30   | 15.17   | 15.12   | 13.88    |        |
|        |         | Stride length (m)            | 6.04    | 5.82     | 5.85     | 6.04     | 5.87     | 5.68     | 5.86    | 6.02    | 6.04    | 6.35    | 5.95     |        |
|        |         | Stride duration (s)          | 0.421   | 0.427    | 0.428    | 0.433    | 0.450    | 0.446    | 0.437   | 0.421   | 0.398   | 0.420   | 0.429    |        |
|        |         | Stride efficiency (%)        | 56.98   | 52.97    | 53.43    | 57.02    | 53.87    | 50.41    | 53.63   | 56.72   | 57.04   | 63.02   | 55.36    |        |
|        |         | Stride count                 | 29.81   | 34.35    | 34.20    | 33.11    | 34.06    | 35.21    | 34.14   | 33.20   | 33.10   | 31.49   | 332.67   |        |

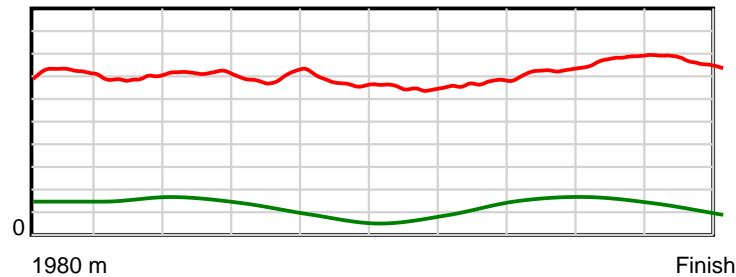
10 m Stride length



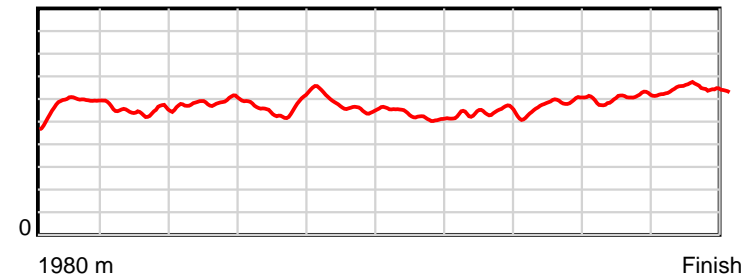
0.6 s Stride duration



20 m/sec Speed



100 % Stride efficiency



Note: Horizontal distance axis grid lines are 200m furlongs.

## Disclaimer.

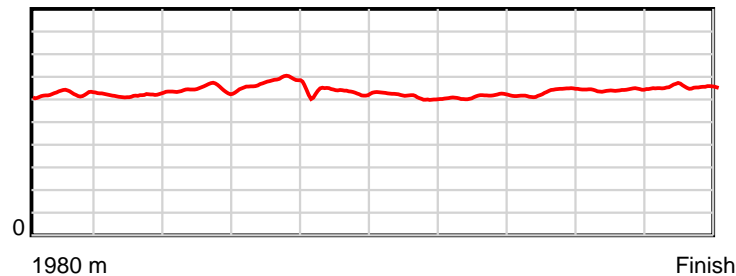
HRNZ and NZMTC and Thoroughbred Ratings Pty Ltd accepts no responsibility for the completeness or accuracy of any of the information contained herein, and makes no representations about its suitability for any particular purpose. Users should make their own judgements about those matters and/or seek independent advice. You assume all risks associated with use of the data provided on this page.

# Race Results

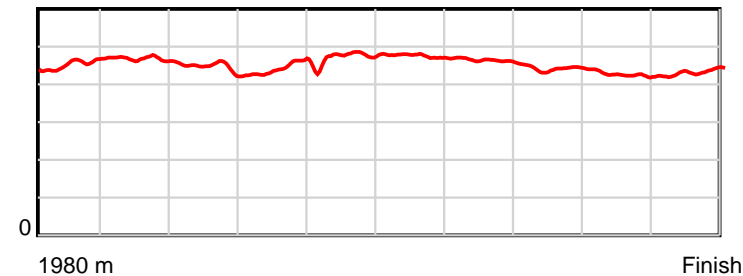
May 10, 2024, Race 5, , Distance 1980m, Addington - Survey 1980m

| Result | TAB no. | Horse (Barrier)              | 1980 to | 1800m to | 1600m to | 1400m to | 1200m to | 1000m to | 800m to | 600m to | 400m to | 200m to | Total or | Margin |
|--------|---------|------------------------------|---------|----------|----------|----------|----------|----------|---------|---------|---------|---------|----------|--------|
| 2nd    | 9       | We Walk By Fai... (9)        | 1800m   | 1600m    | 1400m    | 1200m    | 1000m    | 800m     | 600m    | 400m    | 200m    | WP      | Average  |        |
|        |         | Position in running (margin) | -       | 9(8.3)   | 9(13.5)  | 8(8.5)   | 2(0.4)   | 3(2.9)   | 3(2.9)  | 3(1.9)  | 2(1.9)  | 1(0.0)  |          | 0.00   |
|        |         | Sectional time (s)           | 13.44   | 15.34    | 14.13    | 13.16    | 15.37    | 15.72    | 14.93   | 13.96   | 13.34   | 13.23   |          |        |
|        |         | Cumulative time (s)          | 142.62  | 129.18   | 113.84   | 99.71    | 86.55    | 71.18    | 55.46   | 40.53   | 26.57   | 13.23   | 2:22.62  |        |
|        |         | Speed (m/s)                  | 13.39   | 13.04    | 14.15    | 15.20    | 13.01    | 12.72    | 13.40   | 14.33   | 14.99   | 15.12   | 13.88    |        |
|        |         | Stride length (m)            | 6.15    | 6.10     | 6.30     | 6.74     | 6.14     | 6.04     | 6.20    | 6.32    | 6.37    | 6.55    | 6.29     |        |
|        |         | Stride duration (s)          | 0.454   | 0.468    | 0.445    | 0.443    | 0.472    | 0.474    | 0.463   | 0.441   | 0.425   | 0.433   | 0.453    |        |
|        |         | Stride efficiency (%)        | 59.13   | 58.15    | 62.06    | 70.93    | 58.97    | 56.92    | 60.09   | 62.40   | 63.47   | 66.98   | 61.74    |        |
|        |         | Stride count                 | 29.26   | 32.79    | 31.74    | 29.69    | 32.56    | 33.14    | 32.25   | 31.65   | 31.38   | 30.55   | 315.01   |        |

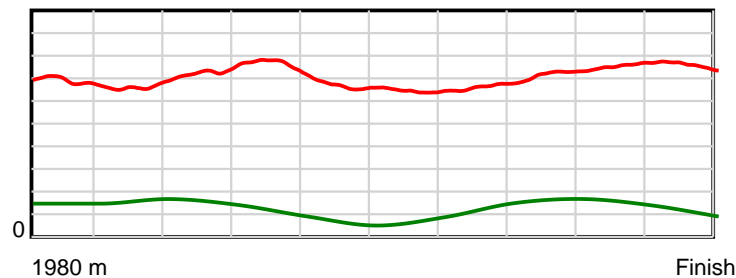
10 m Stride length



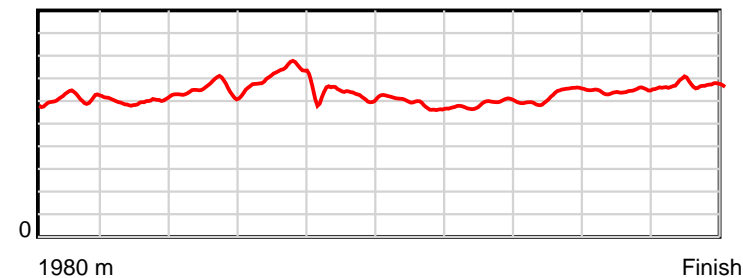
0.6 s Stride duration



20 m/sec Speed



100 % Stride efficiency



Note: Horizontal distance axis grid lines are 200m furlongs.

## Disclaimer.

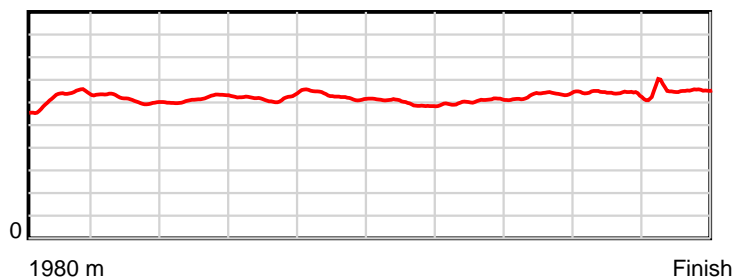
HRNZ and NZMTC and Thoroughbred Ratings Pty Ltd accepts no responsibility for the completeness or accuracy of any of the information contained herein, and makes no representations about its suitability for any particular purpose. Users should make their own judgements about those matters and/or seek independent advice. You assume all risks associated with use of the data provided on this page.

# Race Results

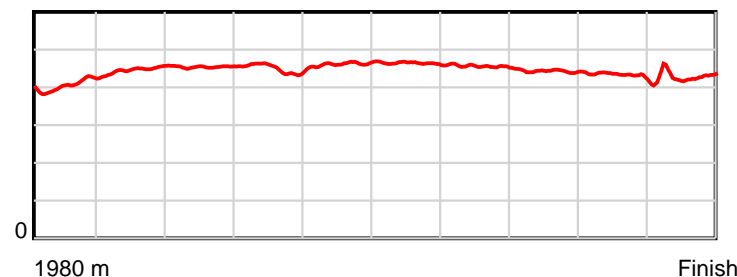
May 10, 2024, Race 5, , Distance 1980m, Addington - Survey 1980m

| Result | TAB no. | Horse (Barrier)              | 1980 to      | 1800m to     | 1600m to     | 1400m to     | 1200m to     | 1000m to    | 800m to     | 600m to     | 400m to     | 200m to   | Total or       | Margin |
|--------|---------|------------------------------|--------------|--------------|--------------|--------------|--------------|-------------|-------------|-------------|-------------|-----------|----------------|--------|
| 3rd    | 2       | <b>Cold Chisel (2)</b>       | <b>1800m</b> | <b>1600m</b> | <b>1400m</b> | <b>1200m</b> | <b>1000m</b> | <b>800m</b> | <b>600m</b> | <b>400m</b> | <b>200m</b> | <b>WP</b> | <b>Average</b> |        |
|        |         | Position in running (margin) | -            | 1(0.0)       | 2(1.4)       | 2(2.5)       | 3(2.0)       | 2(2.2)      | 2(1.8)      | 2(1.7)      | 3(2.3)      | 4(1.8)    |                | 0.60   |
|        |         | Sectional time (s)           | 11.99        | 14.70        | 15.16        | 14.43        | 15.01        | 15.64       | 15.07       | 14.06       | 13.59       | 13.07     |                |        |
|        |         | Cumulative time (s)          | 142.72       | 130.73       | 116.03       | 100.87       | 86.44        | 71.43       | 55.79       | 40.72       | 26.66       | 13.07     | 2:22.72        |        |
|        |         | Speed (m/s)                  | 15.01        | 13.61        | 13.19        | 13.86        | 13.32        | 12.79       | 13.27       | 14.22       | 14.72       | 15.30     | 13.87          |        |
|        |         | Stride length (m)            | 6.14         | 6.08         | 5.99         | 6.24         | 6.16         | 5.92        | 6.05        | 6.30        | 6.33        | 6.55      | 6.17           |        |
|        |         | Stride duration (s)          | 0.406        | 0.447        | 0.454        | 0.450        | 0.462        | 0.463       | 0.456       | 0.443       | 0.430       | 0.428     | 0.445          |        |
|        |         | Stride efficiency (%)        | 58.86        | 57.82        | 56.15        | 60.79        | 59.32        | 54.79       | 57.15       | 62.03       | 62.53       | 67.06     | 59.51          |        |
|        |         | Stride count                 | 29.33        | 32.88        | 33.36        | 32.07        | 32.46        | 33.78       | 33.07       | 31.74       | 31.62       | 30.53     | 320.84         |        |

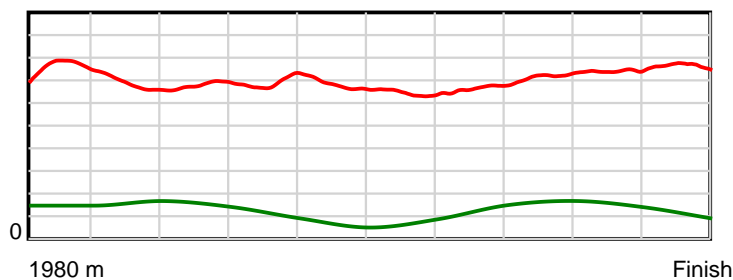
10 m Stride length



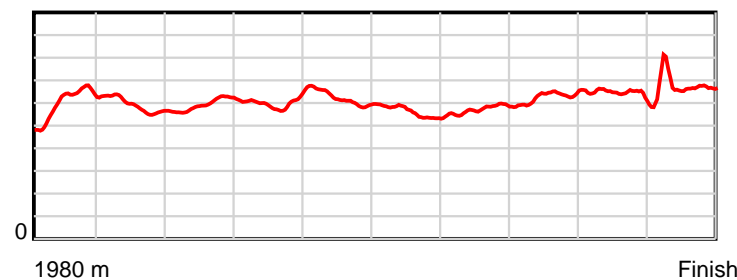
0.6 s Stride duration



20 m/sec Speed



100 % Stride efficiency



Note: Horizontal distance axis grid lines are 200m furlongs.

## Disclaimer.

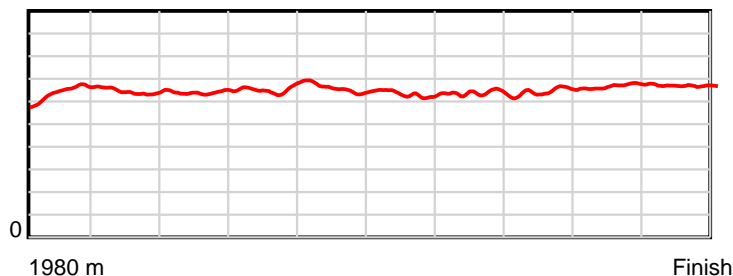
HRNZ and NZMTC and Thoroughbred Ratings Pty Ltd accepts no responsibility for the completeness or accuracy of any of the information contained herein, and makes no representations about its suitability for any particular purpose. Users should make their own judgements about those matters and/or seek independent advice. You assume all risks associated with use of the data provided on this page.

# Race Results

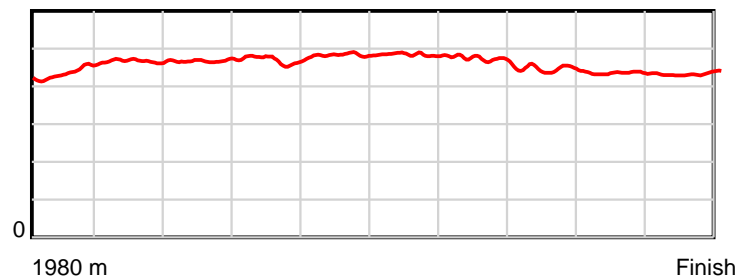
May 10, 2024, Race 5, , Distance 1980m, Addington - Survey 1980m

| Result | TAB no. | Horse (Barrier)              | 1980 to | 1800m to | 1600m to | 1400m to | 1200m to | 1000m to | 800m to | 600m to | 400m to | 200m to | Total or | Margin |
|--------|---------|------------------------------|---------|----------|----------|----------|----------|----------|---------|---------|---------|---------|----------|--------|
| 4th    | 3       | Vessem (3)                   | 1800m   | 1600m    | 1400m    | 1200m    | 1000m    | 800m     | 600m    | 400m    | 200m    | WP      | Average  |        |
|        |         | Position in running (margin) | -       | 4(2.8)   | 4(4.3)   | 5(5.1)   | 6(4.2)   | 7(6.8)   | 7(5.9)  | 7(5.1)  | 6(4.9)  | 5(3.2)  |          | 1.10   |
|        |         | Sectional time (s)           | 12.53   | 14.71    | 15.11    | 14.36    | 15.39    | 15.57    | 14.95   | 13.93   | 13.38   | 12.88   |          |        |
|        |         | Cumulative time (s)          | 142.81  | 130.28   | 115.57   | 100.46   | 86.10    | 70.71    | 55.14   | 40.19   | 26.26   | 12.88   | 2:22.81  |        |
|        |         | Speed (m/s)                  | 14.37   | 13.60    | 13.24    | 13.93    | 13.00    | 12.85    | 13.38   | 14.36   | 14.95   | 15.53   | 13.86    |        |
|        |         | Stride length (m)            | 6.36    | 6.35     | 6.18     | 6.55     | 6.28     | 6.22     | 6.30    | 6.40    | 6.50    | 6.73    | 6.38     |        |
|        |         | Stride duration (s)          | 0.437   | 0.467    | 0.467    | 0.470    | 0.483    | 0.484    | 0.470   | 0.446   | 0.435   | 0.433   | 0.460    |        |
|        |         | Stride efficiency (%)        | 63.16   | 63.01    | 59.73    | 66.99    | 61.70    | 60.41    | 61.93   | 64.05   | 66.05   | 70.72   | 63.66    |        |
|        |         | Stride count                 | 28.31   | 31.50    | 32.35    | 30.55    | 31.83    | 32.17    | 31.77   | 31.24   | 30.76   | 29.73   | 310.21   |        |

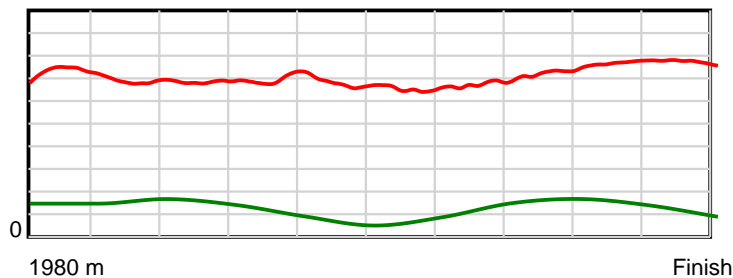
10 m Stride length



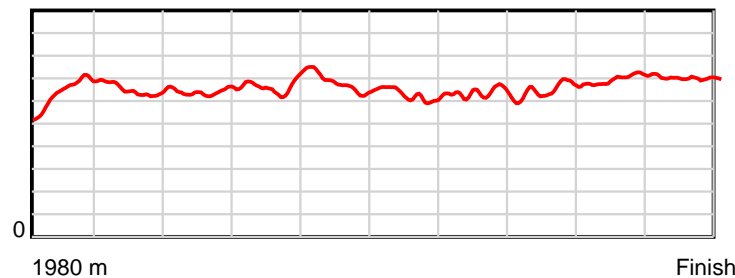
0.6 s Stride duration



20 m/sec Speed



100 % Stride efficiency



Note: Horizontal distance axis grid lines are 200m furlongs.

## Disclaimer.

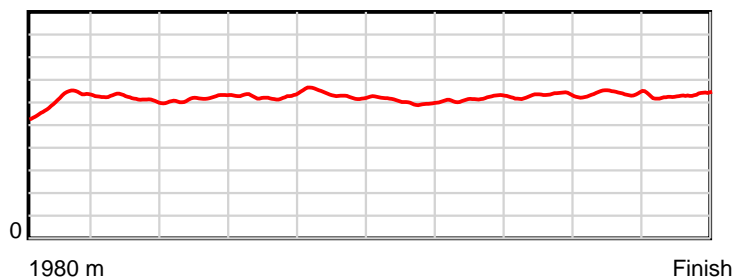
HRNZ and NZMTC and Thoroughbred Ratings Pty Ltd accepts no responsibility for the completeness or accuracy of any of the information contained herein, and makes no representations about its suitability for any particular purpose. Users should make their own judgements about those matters and/or seek independent advice. You assume all risks associated with use of the data provided on this page.

# Race Results

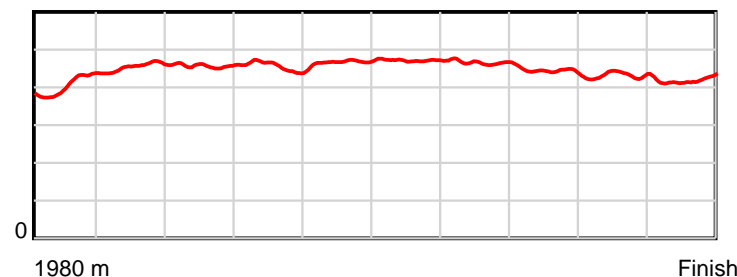
May 10, 2024, Race 5, , Distance 1980m, Addington - Survey 1980m

| Result | TAB no. | Horse (Barrier)              | 1980 to | 1800m to | 1600m to | 1400m to | 1200m to | 1000m to | 800m to | 600m to | 400m to | 200m to | Total or | Margin |
|--------|---------|------------------------------|---------|----------|----------|----------|----------|----------|---------|---------|---------|---------|----------|--------|
| 5th    | 1       | Harrison John (1)            | 1800m   | 1600m    | 1400m    | 1200m    | 1000m    | 800m     | 600m    | 400m    | 200m    | WP      | Average  |        |
|        |         | Position in running (margin) | -       | 3(1.6)   | 3(3.2)   | 4(3.6)   | 5(3.7)   | 4(3.8)   | 4(3.6)  | 5(3.7)  | 5(3.9)  | 6(3.5)  |          | 2.90   |
|        |         | Sectional time (s)           | 12.20   | 14.75    | 15.02    | 14.54    | 14.97    | 15.68    | 15.11   | 13.99   | 13.59   | 13.31   |          |        |
|        |         | Cumulative time (s)          | 143.16  | 130.96   | 116.21   | 101.19   | 86.65    | 71.68    | 56.00   | 40.89   | 26.90   | 13.31   | 2:23.16  |        |
|        |         | Speed (m/s)                  | 14.75   | 13.56    | 13.32    | 13.76    | 13.36    | 12.76    | 13.24   | 14.30   | 14.72   | 15.03   | 13.83    |        |
|        |         | Stride length (m)            | 6.05    | 6.17     | 6.09     | 6.26     | 6.26     | 6.01     | 6.17    | 6.33    | 6.35    | 6.30    | 6.20     |        |
|        |         | Stride duration (s)          | 0.406   | 0.455    | 0.457    | 0.455    | 0.468    | 0.471    | 0.466   | 0.443   | 0.431   | 0.419   | 0.448    |        |
|        |         | Stride efficiency (%)        | 57.14   | 59.56    | 57.87    | 61.24    | 61.16    | 56.39    | 59.44   | 62.61   | 62.98   | 61.98   | 60.00    |        |
|        |         | Stride count                 | 29.77   | 32.40    | 32.87    | 31.95    | 31.97    | 33.29    | 32.43   | 31.60   | 31.50   | 31.76   | 319.54   |        |

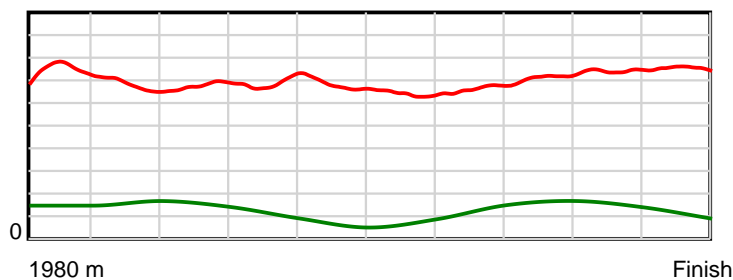
10 m Stride length



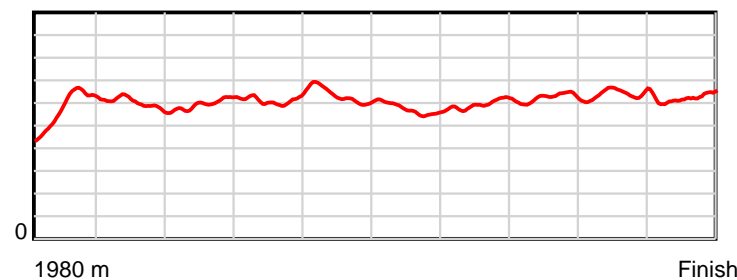
0.6 s Stride duration



20 m/sec Speed



100 % Stride efficiency



Note: Horizontal distance axis grid lines are 200m furlongs.

**Disclaimer.**

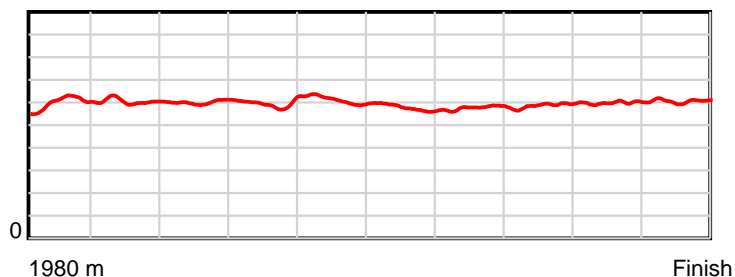
HRNZ and NZMTC and Thoroughbred Ratings Pty Ltd accepts no responsibility for the completeness or accuracy of any of the information contained herein, and makes no representations about its suitability for any particular purpose. Users should make their own judgements about those matters and/or seek independent advice. You assume all risks associated with use of the data provided on this page.

# Race Results

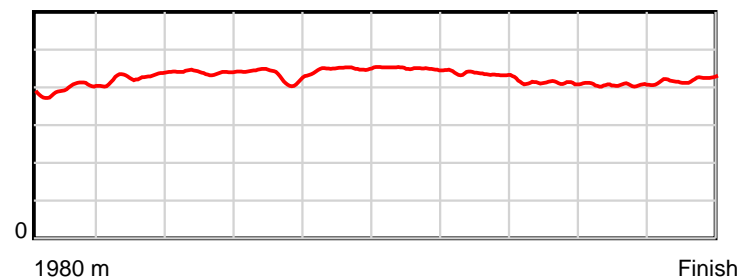
May 10, 2024, Race 5, , Distance 1980m, Addington - Survey 1980m

| Result | TAB no. | Horse (Barrier)              | 1980 to | 1800m to | 1600m to | 1400m to | 1200m to | 1000m to | 800m to | 600m to | 400m to | 200m to | Total or | Margin |
|--------|---------|------------------------------|---------|----------|----------|----------|----------|----------|---------|---------|---------|---------|----------|--------|
| 6th    | 5       | Hadron Collide... (5)        | 1800m   | 1600m    | 1400m    | 1200m    | 1000m    | 800m     | 600m    | 400m    | 200m    | WP      | Average  |        |
|        |         | Position in running (margin) | -       | 2(0.3)   | 1(0.0)   | 1(0.0)   | 1(0.0)   | 1(0.0)   | 1(0.0)  | 1(0.0)  | 1(0.0)  | 2(0.3)  |          | 3.50   |
|        |         | Sectional time (s)           | 12.09   | 14.41    | 14.97    | 14.52    | 14.96    | 15.71    | 15.09   | 13.96   | 13.71   | 13.85   |          |        |
|        |         | Cumulative time (s)          | 143.27  | 131.18   | 116.77   | 101.80   | 87.28    | 72.32    | 56.61   | 41.52   | 27.56   | 13.85   | 2:23.27  |        |
|        |         | Speed (m/s)                  | 14.89   | 13.88    | 13.36    | 13.77    | 13.37    | 12.73    | 13.25   | 14.33   | 14.59   | 14.44   | 13.82    |        |
|        |         | Stride length (m)            | 5.94    | 5.93     | 5.88     | 5.95     | 6.01     | 5.73     | 5.76    | 5.90    | 5.92    | 6.09    | 5.91     |        |
|        |         | Stride duration (s)          | 0.395   | 0.427    | 0.440    | 0.432    | 0.450    | 0.450    | 0.435   | 0.412   | 0.406   | 0.422   | 0.427    |        |
|        |         | Stride efficiency (%)        | 55.11   | 54.93    | 54.00    | 55.32    | 56.49    | 51.22    | 51.88   | 54.34   | 54.73   | 57.88   | 54.54    |        |
|        |         | Stride count                 | 30.31   | 33.73    | 34.02    | 33.61    | 33.26    | 34.93    | 34.71   | 33.92   | 33.79   | 32.86   | 335.14   |        |

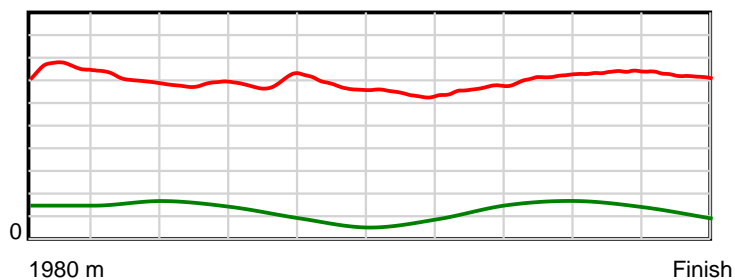
10 m Stride length



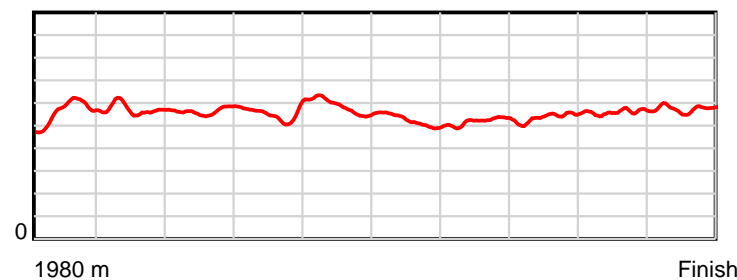
0.6 s Stride duration



20 m/sec Speed



100 % Stride efficiency



Note: Horizontal distance axis grid lines are 200m furlongs.

## Disclaimer.

HRNZ and NZMTC and Thoroughbred Ratings Pty Ltd accepts no responsibility for the completeness or accuracy of any of the information contained herein, and makes no representations about its suitability for any particular purpose. Users should make their own judgements about those matters and/or seek independent advice. You assume all risks associated with use of the data provided on this page.

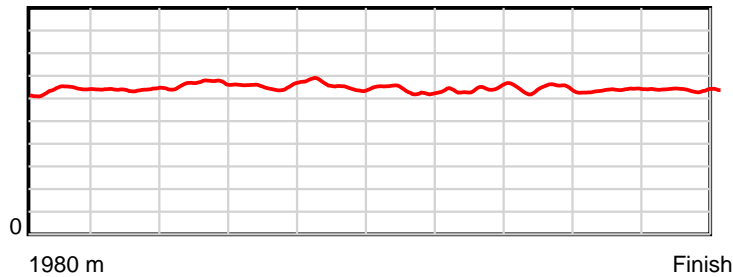


# Race Results

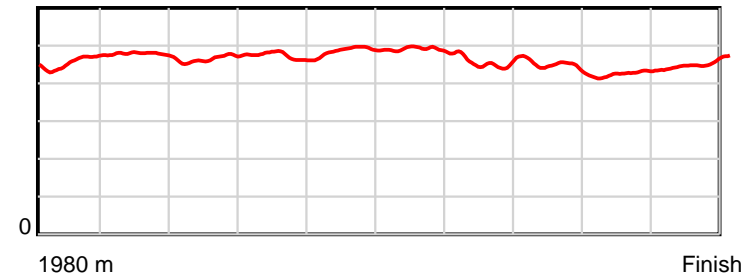
May 10, 2024, Race 5, , Distance 1980m, Addington - Survey 1980m

| Result | TAB no. | Horse (Barrier)              | 1980 to | 1800m to | 1600m to | 1400m to | 1200m to | 1000m to | 800m to | 600m to | 400m to | 200m to | Total or | Margin |
|--------|---------|------------------------------|---------|----------|----------|----------|----------|----------|---------|---------|---------|---------|----------|--------|
| 7th    | 8       | Dreams Are Fre... (8)        | 1800m   | 1600m    | 1400m    | 1200m    | 1000m    | 800m     | 600m    | 400m    | 200m    | WP      | Average  |        |
|        |         | Position in running (margin) | -       | 8(7.1)   | 8(11.8)  | 9(8.6)   | 9(7.8)   | 9(10.3)  | 9(9.8)  | 6(4.4)  | 7(5.3)  | 8(6.8)  |          | 11.00  |
|        |         | Sectional time (s)           | 13.15   | 15.25    | 14.43    | 14.39    | 15.38    | 15.61    | 14.20   | 14.11   | 13.91   | 14.27   |          |        |
|        |         | Cumulative time (s)          | 144.70  | 131.55   | 116.30   | 101.87   | 87.48    | 72.10    | 56.49   | 42.29   | 28.18   | 14.27   | 2:24.70  |        |
|        |         | Speed (m/s)                  | 13.69   | 13.11    | 13.86    | 13.90    | 13.00    | 12.81    | 14.08   | 14.17   | 14.38   | 14.02   | 13.68    |        |
|        |         | Stride length (m)            | 6.29    | 6.27     | 6.45     | 6.56     | 6.35     | 6.27     | 6.43    | 6.29    | 6.14    | 6.37    | 6.34     |        |
|        |         | Stride duration (s)          | 0.456   | 0.478    | 0.466    | 0.472    | 0.488    | 0.490    | 0.456   | 0.444   | 0.427   | 0.454   | 0.463    |        |
|        |         | Stride efficiency (%)        | 61.74   | 61.43    | 65.03    | 67.27    | 63.05    | 61.45    | 64.58   | 61.85   | 58.97   | 63.33   | 62.82    |        |
|        |         | Stride count                 | 28.64   | 31.90    | 31.00    | 30.48    | 31.49    | 31.89    | 31.11   | 31.79   | 32.56   | 31.42   | 312.28   |        |

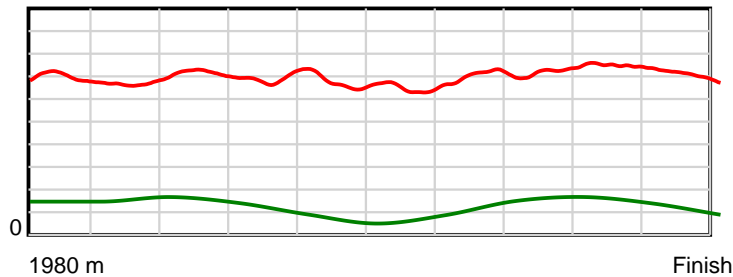
10 m Stride length



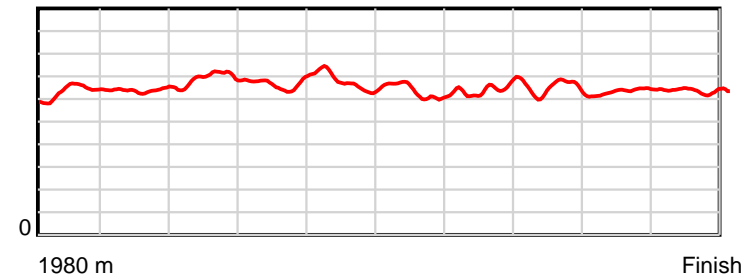
0.6 s Stride duration



20 m/sec Speed



100 % Stride efficiency



Note: Horizontal distance axis grid lines are 200m furlongs.

**Disclaimer.**

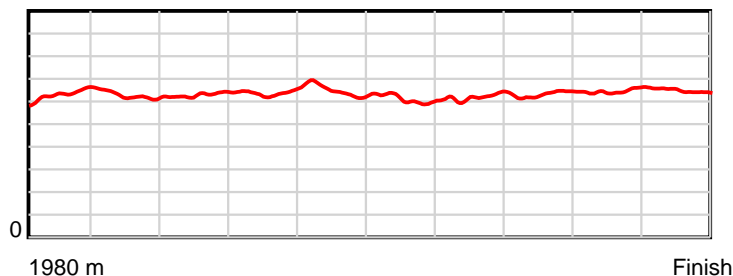
HRNZ and NZMTC and Thoroughbred Ratings Pty Ltd accepts no responsibility for the completeness or accuracy of any of the information contained herein, and makes no representations about its suitability for any particular purpose. Users should make their own judgements about those matters and/or seek independent advice. You assume all risks associated with use of the data provided on this page.

# Race Results

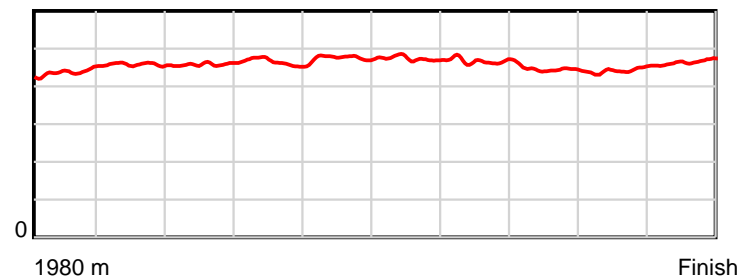
May 10, 2024, Race 5, , Distance 1980m, Addington - Survey 1980m

| Result | TAB no. | Horse (Barrier)              | 1980 to | 1800m to | 1600m to | 1400m to | 1200m to | 1000m to | 800m to | 600m to | 400m to | 200m to | Total or | Margin |
|--------|---------|------------------------------|---------|----------|----------|----------|----------|----------|---------|---------|---------|---------|----------|--------|
| 8th    | 4       | Dontelltheboy... (4)         | 1800m   | 1600m    | 1400m    | 1200m    | 1000m    | 800m     | 600m    | 400m    | 200m    | WP      | Average  |        |
|        |         | Position in running (margin) | -       | 6(4.9)   | 6(6.5)   | 6(5.8)   | 8(6.0)   | 6(6.2)   | 6(5.4)  | 8(5.5)  | 8(5.8)  | 7(6.6)  |          | 11.60  |
|        |         | Sectional time (s)           | 12.79   | 14.74    | 14.85    | 14.55    | 14.99    | 15.58    | 15.11   | 14.01   | 13.80   | 14.40   |          |        |
|        |         | Cumulative time (s)          | 144.82  | 132.03   | 117.29   | 102.44   | 87.89    | 72.90    | 57.32   | 42.21   | 28.20   | 14.40   | 2:24.82  |        |
|        |         | Speed (m/s)                  | 14.07   | 13.57    | 13.47    | 13.75    | 13.34    | 12.84    | 13.24   | 14.28   | 14.49   | 13.89   | 13.67    |        |
|        |         | Stride length (m)            | 6.27    | 6.22     | 6.17     | 6.37     | 6.36     | 6.07     | 6.18    | 6.34    | 6.42    | 6.45    | 6.28     |        |
|        |         | Stride duration (s)          | 0.439   | 0.458    | 0.458    | 0.463    | 0.476    | 0.473    | 0.467   | 0.444   | 0.443   | 0.465   | 0.459    |        |
|        |         | Stride efficiency (%)        | 61.39   | 60.38    | 59.44    | 63.40    | 63.13    | 57.50    | 59.73   | 62.86   | 64.37   | 65.06   | 61.66    |        |
|        |         | Stride count                 | 28.72   | 32.17    | 32.43    | 31.40    | 31.47    | 32.97    | 32.35   | 31.53   | 31.16   | 31.00   | 315.20   |        |

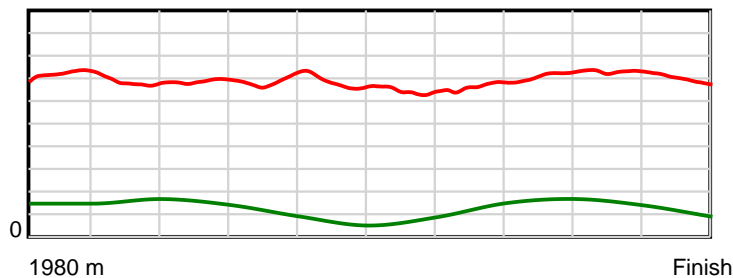
10 m Stride length



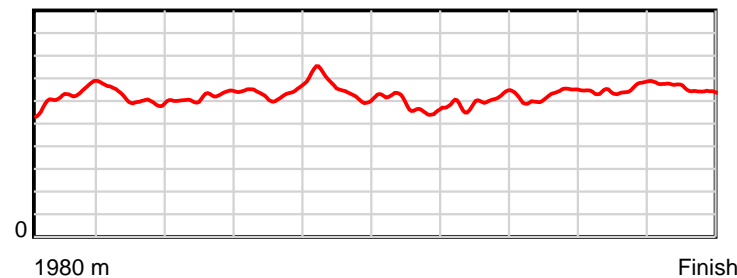
0.6 s Stride duration



20 m/sec Speed



100 % Stride efficiency



Note: Horizontal distance axis grid lines are 200m furlongs.

## Disclaimer.

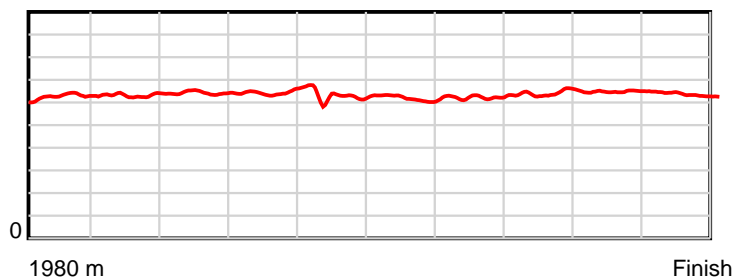
HRNZ and NZMTC and Thoroughbred Ratings Pty Ltd accepts no responsibility for the completeness or accuracy of any of the information contained herein, and makes no representations about its suitability for any particular purpose. Users should make their own judgements about those matters and/or seek independent advice. You assume all risks associated with use of the data provided on this page.

# Race Results

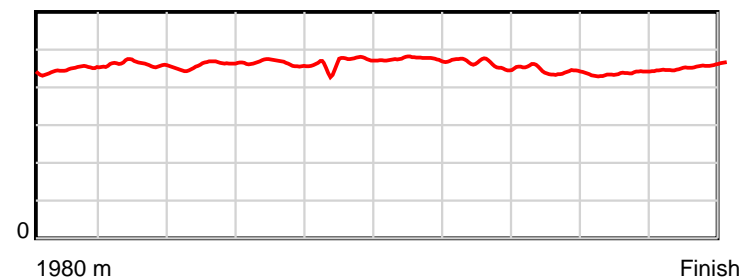
May 10, 2024, Race 5, , Distance 1980m, Addington - Survey 1980m

| Result | TAB no. | Horse (Barrier)              | 1980 to | 1800m to | 1600m to | 1400m to | 1200m to | 1000m to | 800m to | 600m to | 400m to | 200m to | Total or | Margin |
|--------|---------|------------------------------|---------|----------|----------|----------|----------|----------|---------|---------|---------|---------|----------|--------|
| 9th    | 7       | Kashkeeper (7)               | 1800m   | 1600m    | 1400m    | 1200m    | 1000m    | 800m     | 600m    | 400m    | 200m    | WP      | Average  |        |
|        |         | Position in running (margin) | -       | 7(6.3)   | 7(8.4)   | 7(6.7)   | 7(5.9)   | 8(8.6)   | 8(8.3)  | 9(6.5)  | 9(7.3)  | 9(8.7)  |          | 13.00  |
|        |         | Sectional time (s)           | 12.92   | 14.81    | 14.69    | 14.39    | 15.40    | 15.67    | 14.79   | 14.09   | 13.90   | 14.43   |          |        |
|        |         | Cumulative time (s)          | 145.09  | 132.17   | 117.36   | 102.67   | 88.28    | 72.88    | 57.21   | 42.42   | 28.33   | 14.43   | 2:25.09  |        |
|        |         | Speed (m/s)                  | 13.93   | 13.50    | 13.61    | 13.90    | 12.99    | 12.76    | 13.52   | 14.19   | 14.39   | 13.86   | 13.65    |        |
|        |         | Stride length (m)            | 6.22    | 6.23     | 6.25     | 6.45     | 6.06     | 6.07     | 6.24    | 6.29    | 6.30    | 6.32    | 6.24     |        |
|        |         | Stride duration (s)          | 0.448   | 0.461    | 0.460    | 0.464    | 0.467    | 0.475    | 0.462   | 0.443   | 0.438   | 0.456   | 0.457    |        |
|        |         | Stride efficiency (%)        | 60.50   | 60.70    | 61.14    | 64.93    | 57.37    | 57.55    | 60.86   | 61.75   | 62.05   | 62.44   | 60.87    |        |
|        |         | Stride count                 | 28.93   | 32.09    | 31.97    | 31.03    | 33.01    | 32.96    | 32.05   | 31.82   | 31.74   | 31.64   | 317.24   |        |

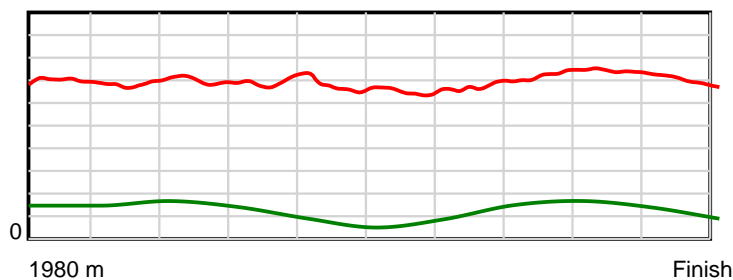
10 m Stride length



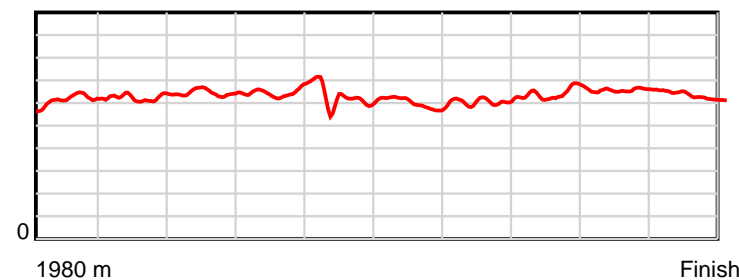
0.6 s Stride duration



20 m/sec Speed



100 % Stride efficiency



Note: Horizontal distance axis grid lines are 200m furlongs.

**Disclaimer.**

HRNZ and NZMTC and Thoroughbred Ratings Pty Ltd accepts no responsibility for the completeness or accuracy of any of the information contained herein, and makes no representations about its suitability for any particular purpose. Users should make their own judgements about those matters and/or seek independent advice. You assume all risks associated with use of the data provided on this page.



# Race Results



May 10, 2024, Race 6, MOORE WALKER DAVEY SEARELLS HANDICAP TROT, Distance 2600m, Addington - Survey 3200m

| Result | TAB no. | Horse (Barrier)              | 2600 to | 2400m to |
|--------|---------|------------------------------|---------|----------|
| 1st    | 6       | Mr Love (2)                  | 2400m   | 2200m    |
|        |         | Position in running (margin) | -       | 5(11.5)  |
|        |         | Sectional time (s)           | 17.86   | 15.07    |
|        |         | Cumulative time (s)          | 196.60  | 178.74   |
|        |         | Speed (m/s)                  | 11.20   | 13.27    |
|        |         | Stride length (m)            | 5.97    | 6.14     |
|        |         | Stride duration (s)          | 0.457   | 0.463    |
|        |         | Stride efficiency (%)        | 55.67   | 59.00    |
|        |         | Stride count                 | 33.51   | 32.55    |

#### Disclaimer.

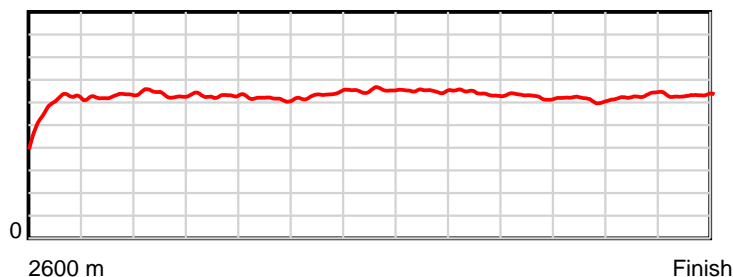
HRNZ and NZMTC and Thoroughbred Ratings Pty Ltd accepts no responsibility for the completeness or accuracy of any of the information contained herein, and makes no representations about its suitability for any particular purpose. Users should make their own judgements about those matters and/or seek independent advice. You assume all risks associated with use of the data provided on this page.

# Race Results

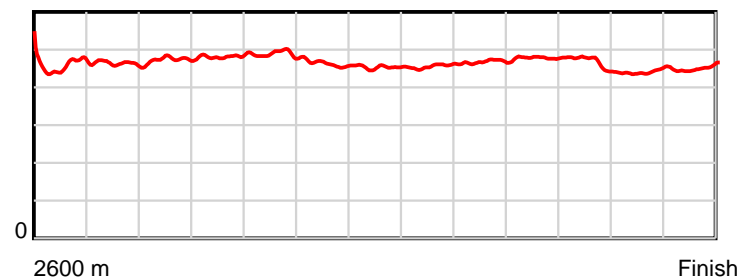
May 10, 2024, Race 6, MOORE WALKER DAVEY SEARELLS HANDICAP TROT, Distance 2600m, Addington - Survey 3200m

| Result | TAB no. | Horse (Barrier)              | 2200m to | 2000m to | 1800m to | 1600m to | 1400m to | 1200m to | 1000m to | 800m to | 600m to | 400m to | 200m to | Total or | Margin |
|--------|---------|------------------------------|----------|----------|----------|----------|----------|----------|----------|---------|---------|---------|---------|----------|--------|
| 1st    | 6       | Mr Love (2)                  | 2000m    | 1800m    | 1600m    | 1400m    | 1200m    | 1000m    | 800m     | 600m    | 400m    | 200m    | WP      | Average  |        |
|        |         | Position in running (margin) | 5(14.8)  | 5(12.0)  | 5(10.1)  | 5(8.0)   | 5(8.5)   | 5(6.5)   | 4(3.7)   | 4(3.0)  | 4(3.0)  | 4(2.6)  | 1(0.0)  |          | 0.00   |
|        |         | Sectional time (s)           | 14.94    | 15.37    | 16.04    | 14.80    | 13.89    | 14.29    | 14.86    | 15.33   | 15.45   | 14.37   | 14.33   |          |        |
|        |         | Cumulative time (s)          | 163.67   | 148.73   | 133.36   | 117.32   | 102.52   | 88.63    | 74.34    | 59.48   | 44.15   | 28.70   | 14.33   | 3:16.60  |        |
|        |         | Speed (m/s)                  | 13.39    | 13.01    | 12.47    | 13.51    | 14.40    | 14.00    | 13.46    | 13.05   | 12.94   | 13.92   | 13.96   | 13.23    |        |
|        |         | Stride length (m)            | 6.34     | 6.27     | 6.09     | 6.26     | 6.53     | 6.38     | 6.29     | 6.25    | 6.02    | 6.15    | 6.29    | 6.23     |        |
|        |         | Stride duration (s)          | 0.474    | 0.482    | 0.488    | 0.463    | 0.453    | 0.456    | 0.467    | 0.479   | 0.465   | 0.442   | 0.451   | 0.471    |        |
|        |         | Stride efficiency (%)        | 62.83    | 61.45    | 57.95    | 61.18    | 66.59    | 63.61    | 61.81    | 60.99   | 56.65   | 59.18   | 61.91   | 60.58    |        |
|        |         | Stride count                 | 31.54    | 31.89    | 32.84    | 31.96    | 30.64    | 31.35    | 31.80    | 32.01   | 33.22   | 32.50   | 31.77   | 417.58   |        |

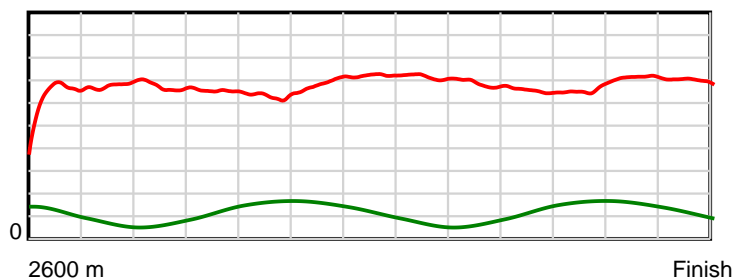
10 m Stride length



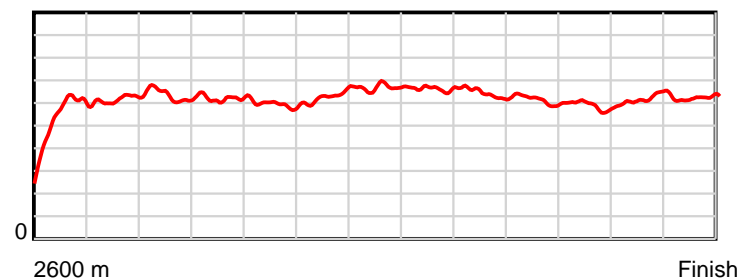
0.6 s Stride duration



20 m/sec Speed



100 % Stride efficiency



Note: Horizontal distance axis grid lines are 200m furlongs.

**Disclaimer.**

HRNZ and NZMTC and Thoroughbred Ratings Pty Ltd accepts no responsibility for the completeness or accuracy of any of the information contained herein, and makes no representations about its suitability for any particular purpose. Users should make their own judgements about those matters and/or seek independent advice. You assume all risks associated with use of the data provided on this page.



# Race Results



May 10, 2024, Race 6, MOORE WALKER DAVEY SEARELLS HANDICAP TROT, Distance 2600m, Addington - Survey 3200m

| Result | TAB no. | Horse (Barrier)              | 2600 to      | 2400m to     |
|--------|---------|------------------------------|--------------|--------------|
| 2nd    | 7       | <b>Mighty Logan (6)</b>      | <b>2400m</b> | <b>2200m</b> |
|        |         | Position in running (margin) | -            | 7(21.3)      |
|        |         | Sectional time (s)           | 19.36        | 15.00        |
|        |         | Cumulative time (s)          | 196.84       | 177.48       |
|        |         | Speed (m/s)                  | 10.33        | 13.33        |
|        |         | Stride length (m)            | 5.93         | 6.34         |
|        |         | Stride duration (s)          | 0.475        | 0.476        |
|        |         | Stride efficiency (%)        | 54.92        | 62.90        |
|        |         | Stride count                 | 33.74        | 31.52        |

#### Disclaimer.

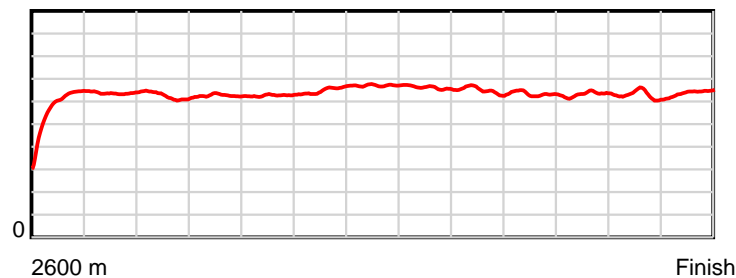
HRNZ and NZMTC and Thoroughbred Ratings Pty Ltd accepts no responsibility for the completeness or accuracy of any of the information contained herein, and makes no representations about its suitability for any particular purpose. Users should make their own judgements about those matters and/or seek independent advice. You assume all risks associated with use of the data provided on this page.

# Race Results

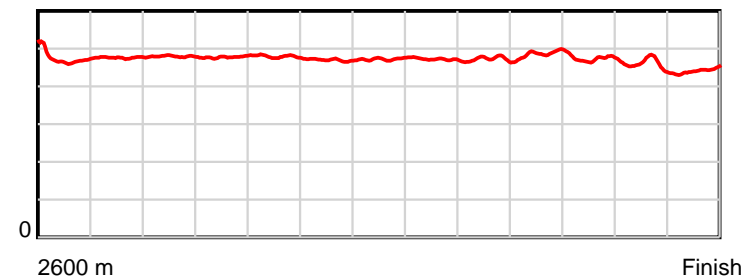
May 10, 2024, Race 6, MOORE WALKER DAVEY SEARELLS HANDICAP TROT, Distance 2600m, Addington - Survey 3200m

| Result | TAB no. | Horse (Barrier)              | 2200m to     | 2000m to     | 1800m to     | 1600m to     | 1400m to     | 1200m to     | 1000m to    | 800m to     | 600m to     | 400m to     | 200m to   | Total or       | Margin |
|--------|---------|------------------------------|--------------|--------------|--------------|--------------|--------------|--------------|-------------|-------------|-------------|-------------|-----------|----------------|--------|
| 2nd    | 7       | <b>Mighty Logan (6)</b>      | <b>2000m</b> | <b>1800m</b> | <b>1600m</b> | <b>1400m</b> | <b>1200m</b> | <b>1000m</b> | <b>800m</b> | <b>600m</b> | <b>400m</b> | <b>200m</b> | <b>WP</b> | <b>Average</b> |        |
|        |         | Position in running (margin) | 7(24.2)      | 6(24.2)      | 6(21.4)      | 6(14.6)      | 6(13.3)      | 6(12.0)      | 6(10.1)     | 6(7.6)      | 6(7.5)      | 5(4.7)      | 4(5.1)    |                | 1.20   |
|        |         | Sectional time (s)           | 15.41        | 15.23        | 15.24        | 14.51        | 14.00        | 14.43        | 14.58       | 15.30       | 15.05       | 14.87       | 13.86     |                |        |
|        |         | Cumulative time (s)          | 162.48       | 147.07       | 131.84       | 116.60       | 102.09       | 88.09        | 73.66       | 59.08       | 43.78       | 28.73       | 13.86     | 3:16.84        |        |
|        |         | Speed (m/s)                  | 12.98        | 13.13        | 13.12        | 13.78        | 14.29        | 13.86        | 13.72       | 13.07       | 13.29       | 13.45       | 14.43     | 13.21          |        |
|        |         | Stride length (m)            | 6.22         | 6.27         | 6.29         | 6.47         | 6.75         | 6.54         | 6.47        | 6.37        | 6.29        | 6.15        | 6.38      | 6.34           |        |
|        |         | Stride duration (s)          | 0.479        | 0.478        | 0.479        | 0.470        | 0.473        | 0.472        | 0.472       | 0.487       | 0.473       | 0.458       | 0.442     | 0.480          |        |
|        |         | Stride efficiency (%)        | 60.48        | 61.48        | 61.75        | 65.47        | 71.22        | 66.80        | 65.45       | 63.34       | 61.82       | 59.17       | 63.68     | 62.79          |        |
|        |         | Stride count                 | 32.15        | 31.88        | 31.82        | 30.90        | 29.63        | 30.59        | 30.90       | 31.41       | 31.80       | 32.50       | 31.33     | 410.17         |        |

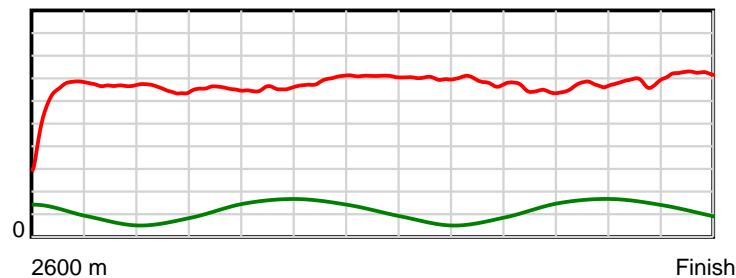
10 m Stride length



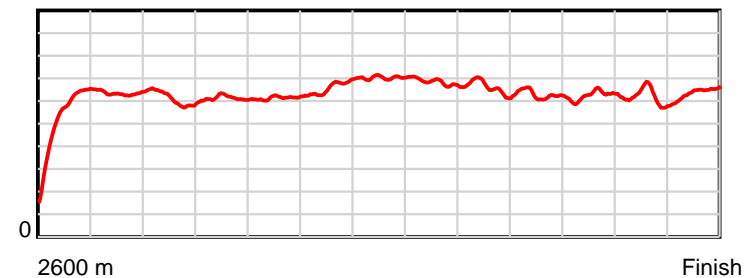
0.6 s Stride duration



20 m/sec Speed



100 % Stride efficiency



Note: Horizontal distance axis grid lines are 200m furlongs.

## Disclaimer.

HRNZ and NZMTC and Thoroughbred Ratings Pty Ltd accepts no responsibility for the completeness or accuracy of any of the information contained herein, and makes no representations about its suitability for any particular purpose. Users should make their own judgements about those matters and/or seek independent advice. You assume all risks associated with use of the data provided on this page.



# Race Results



May 10, 2024, Race 6, MOORE WALKER DAVEY SEARELLS HANDICAP TROT, Distance 2600m, Addington - Survey 3200m

| Result | TAB no. | Horse (Barrier)              | 2600 to      | 2400m to     |
|--------|---------|------------------------------|--------------|--------------|
| 3rd    | 8       | <b>Jimmy Carter (0)</b>      | <b>2400m</b> | <b>2200m</b> |
|        |         | Position in running (margin) | -            | 8(23.1)      |
|        |         | Sectional time (s)           | 20.00        | 15.14        |
|        |         | Cumulative time (s)          | 197.06       | 177.06       |
|        |         | Speed (m/s)                  | 10.00        | 13.21        |
|        |         | Stride length (m)            | 6.02         | 6.26         |
|        |         | Stride duration (s)          | 0.464        | 0.474        |
|        |         | Stride efficiency (%)        | 56.70        | 61.24        |
|        |         | Stride count                 | 33.20        | 31.95        |

#### Disclaimer.

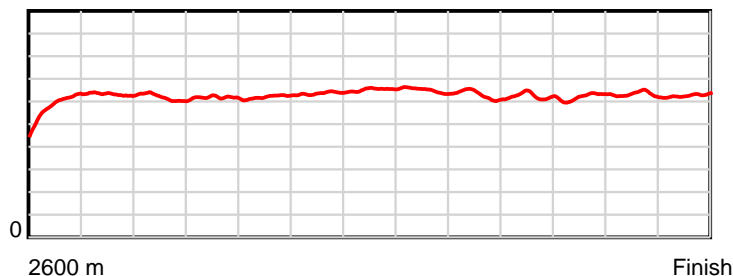
HRNZ and NZMTC and Thoroughbred Ratings Pty Ltd accepts no responsibility for the completeness or accuracy of any of the information contained herein, and makes no representations about its suitability for any particular purpose. Users should make their own judgements about those matters and/or seek independent advice. You assume all risks associated with use of the data provided on this page.

# Race Results

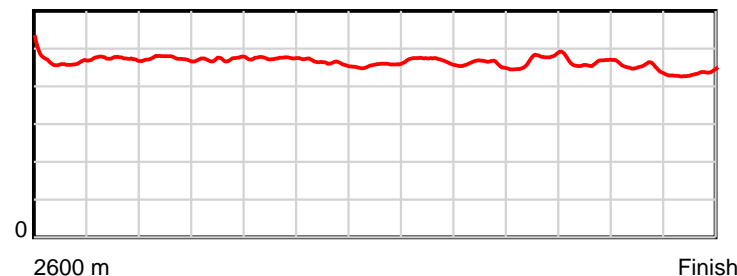
May 10, 2024, Race 6, MOORE WALKER DAVEY SEARELLS HANDICAP TROT, Distance 2600m, Addington - Survey 3200m

| Result | TAB no. | Horse (Barrier)              | 2200m to     | 2000m to     | 1800m to     | 1600m to     | 1400m to     | 1200m to     | 1000m to    | 800m to     | 600m to     | 400m to     | 200m to   | Total or       | Margin |
|--------|---------|------------------------------|--------------|--------------|--------------|--------------|--------------|--------------|-------------|-------------|-------------|-------------|-----------|----------------|--------|
| 3rd    | 8       | <b>Jimmy Carter (0)</b>      | <b>2000m</b> | <b>1800m</b> | <b>1600m</b> | <b>1400m</b> | <b>1200m</b> | <b>1000m</b> | <b>800m</b> | <b>600m</b> | <b>400m</b> | <b>200m</b> | <b>WP</b> | <b>Average</b> |        |
|        |         | Position in running (margin) | 8(26.8)      | 7(26.5)      | 7(23.6)      | 7(17.1)      | 7(15.8)      | 7(14.0)      | 7(13.4)     | 7(11.5)     | 7(9.5)      | 7(7.0)      | 6(5.8)    |                | 2.40   |
|        |         | Sectional time (s)           | 15.35        | 15.20        | 15.30        | 14.51        | 13.91        | 14.67        | 14.67       | 14.97       | 15.10       | 14.60       | 13.64     |                |        |
|        |         | Cumulative time (s)          | 161.92       | 146.57       | 131.37       | 116.07       | 101.56       | 87.65        | 72.98       | 58.31       | 43.34       | 28.24       | 13.64     | 3:17.06        |        |
|        |         | Speed (m/s)                  | 13.03        | 13.16        | 13.07        | 13.78        | 14.38        | 13.63        | 13.63       | 13.36       | 13.25       | 13.70       | 14.66     | 13.19          |        |
|        |         | Stride length (m)            | 6.18         | 6.22         | 6.20         | 6.38         | 6.55         | 6.41         | 6.27        | 6.30        | 6.14        | 6.14        | 6.38      | 6.26           |        |
|        |         | Stride duration (s)          | 0.474        | 0.473        | 0.474        | 0.463        | 0.456        | 0.470        | 0.460       | 0.472       | 0.463       | 0.449       | 0.436     | 0.475          |        |
|        |         | Stride efficiency (%)        | 59.67        | 60.47        | 60.09        | 63.65        | 67.13        | 64.12        | 61.37       | 62.00       | 58.86       | 59.00       | 63.70     | 61.30          |        |
|        |         | Stride count                 | 32.37        | 32.15        | 32.25        | 31.34        | 30.52        | 31.22        | 31.91       | 31.75       | 32.59       | 32.55       | 31.33     | 415.13         |        |

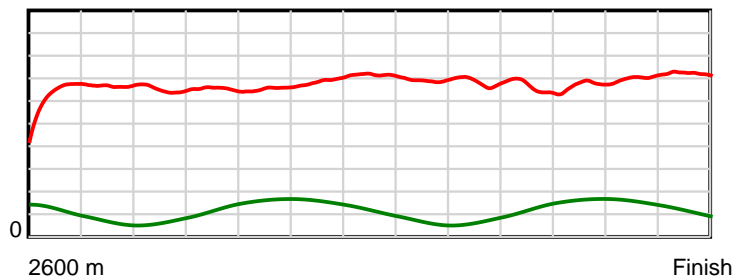
10 m Stride length



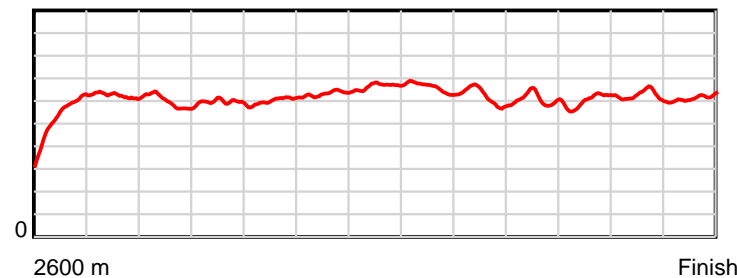
0.6 s Stride duration



20 m/sec Speed



100 % Stride efficiency



Note: Horizontal distance axis grid lines are 200m furlongs.

## Disclaimer.

HRNZ and NZMTC and Thoroughbred Ratings Pty Ltd accepts no responsibility for the completeness or accuracy of any of the information contained herein, and makes no representations about its suitability for any particular purpose. Users should make their own judgements about those matters and/or seek independent advice. You assume all risks associated with use of the data provided on this page.



# Race Results



May 10, 2024, Race 6, MOORE WALKER DAVEY SEARELLS HANDICAP TROT, Distance 2600m, Addington - Survey 3200m

| Result | TAB no. | Horse (Barrier)              | 2600 to      | 2400m to     |
|--------|---------|------------------------------|--------------|--------------|
| 5th    | 1       | <b>The Royal Gamb... (3)</b> | <b>2400m</b> | <b>2200m</b> |
|        |         | Position in running (margin) | -            | 2(1.7)       |
|        |         | Sectional time (s)           | 16.24        | 14.84        |
|        |         | Cumulative time (s)          | 198.29       | 182.05       |
|        |         | Speed (m/s)                  | 12.32        | 13.48        |
|        |         | Stride length (m)            | 5.77         | 6.12         |
|        |         | Stride duration (s)          | 0.460        | 0.454        |
|        |         | Stride efficiency (%)        | 52.02        | 58.45        |
|        |         | Stride count                 | 34.67        | 32.70        |

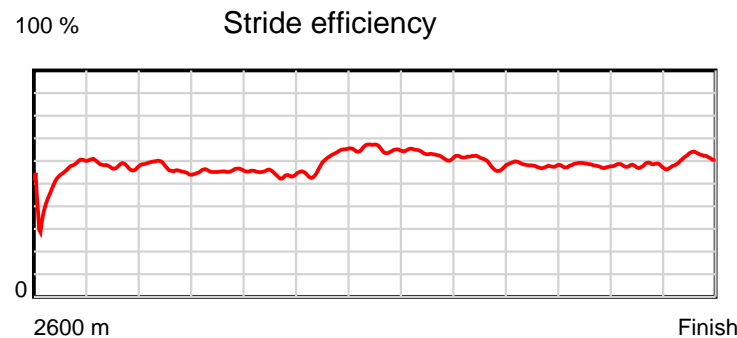
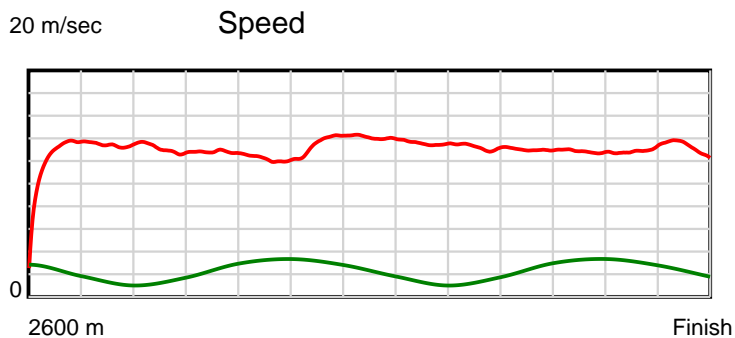
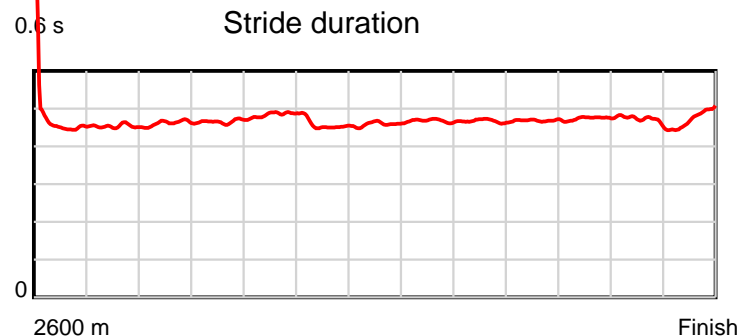
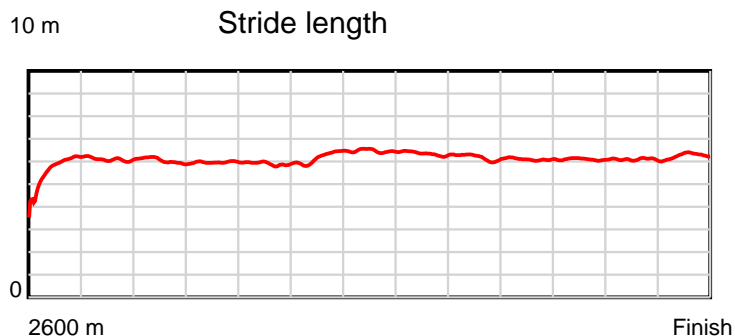
#### Disclaimer.

HRNZ and NZMTC and Thoroughbred Ratings Pty Ltd accepts no responsibility for the completeness or accuracy of any of the information contained herein, and makes no representations about its suitability for any particular purpose. Users should make their own judgements about those matters and/or seek independent advice. You assume all risks associated with use of the data provided on this page.

# Race Results

May 10, 2024, Race 6, MOORE WALKER DAVEY SEARELLS HANDICAP TROT, Distance 2600m, Addington - Survey 3200m

| Result | TAB no. | Horse (Barrier)              | 2200m to | 2000m to | 1800m to | 1600m to | 1400m to | 1200m to | 1000m to | 800m to | 600m to | 400m to | 200m to | Total or | Margin |
|--------|---------|------------------------------|----------|----------|----------|----------|----------|----------|----------|---------|---------|---------|---------|----------|--------|
| 5th    | 1       | The Royal Gamb... (3)        | 2000m    | 1800m    | 1600m    | 1400m    | 1200m    | 1000m    | 800m     | 600m    | 400m    | 200m    | WP      | Average  |        |
|        |         | Position in running (margin) | 2(3.7)   | 2(2.4)   | 2(1.8)   | 2(2.1)   | 3(2.2)   | 3(1.8)   | 3(1.7)   | 3(2.2)  | 3(2.2)  | 2(1.7)  | 5(5.4)  |          | 8.90   |
|        |         | Sectional time (s)           | 15.19    | 15.59    | 16.42    | 14.76    | 14.15    | 14.74    | 15.07    | 15.31   | 15.44   | 15.41   | 15.13   |          |        |
|        |         | Cumulative time (s)          | 167.21   | 152.02   | 136.43   | 120.01   | 105.25   | 91.10    | 76.36    | 61.29   | 45.98   | 30.54   | 15.13   | 3:18.29  |        |
|        |         | Speed (m/s)                  | 13.17    | 12.83    | 12.18    | 13.55    | 14.13    | 13.57    | 13.27    | 13.06   | 12.95   | 12.98   | 13.22   | 13.11    |        |
|        |         | Stride length (m)            | 6.08     | 5.98     | 5.89     | 6.20     | 6.49     | 6.35     | 6.20     | 6.12    | 6.14    | 6.11    | 6.30    | 6.13     |        |
|        |         | Stride duration (s)          | 0.462    | 0.466    | 0.484    | 0.458    | 0.459    | 0.468    | 0.467    | 0.469   | 0.474   | 0.471   | 0.476   | 0.467    |        |
|        |         | Stride efficiency (%)        | 57.70    | 55.79    | 54.29    | 60.12    | 65.75    | 62.96    | 59.97    | 58.55   | 58.87   | 58.42   | 61.99   | 58.69    |        |
|        |         | Stride count                 | 32.91    | 33.47    | 33.93    | 32.24    | 30.83    | 31.51    | 32.28    | 32.67   | 32.59   | 32.71   | 31.75   | 424.26   |        |



Note: Horizontal distance axis grid lines are 200m furlongs.

#### Disclaimer.

HRNZ and NZMTC and Thoroughbred Ratings Pty Ltd accepts no responsibility for the completeness or accuracy of any of the information contained herein, and makes no representations about its suitability for any particular purpose. Users should make their own judgements about those matters and/or seek independent advice. You assume all risks associated with use of the data provided on this page.



# Race Results



May 10, 2024, Race 6, MOORE WALKER DAVEY SEARELLS HANDICAP TROT, Distance 2600m, Addington - Survey 3200m

| Result | TAB no. | Horse (Barrier)              | 2600 to | 2400m to |
|--------|---------|------------------------------|---------|----------|
| 6th    | 2       | Royal Del (7)                | 2400m   | 2200m    |
|        |         | Position in running (margin) | -       | 1(0.0)   |
|        |         | Sectional time (s)           | 15.99   | 14.52    |
|        |         | Cumulative time (s)          | 199.36  | 183.37   |
|        |         | Speed (m/s)                  | 12.51   | 13.77    |
|        |         | Stride length (m)            | 5.61    | 6.00     |
|        |         | Stride duration (s)          | 0.444   | 0.436    |
|        |         | Stride efficiency (%)        | 49.27   | 56.26    |
|        |         | Stride count                 | 35.62   | 33.33    |

## Disclaimer.

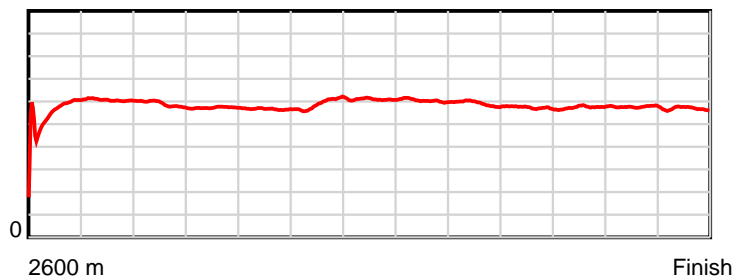
HRNZ and NZMTC and Thoroughbred Ratings Pty Ltd accepts no responsibility for the completeness or accuracy of any of the information contained herein, and makes no representations about its suitability for any particular purpose. Users should make their own judgements about those matters and/or seek independent advice. You assume all risks associated with use of the data provided on this page.

# Race Results

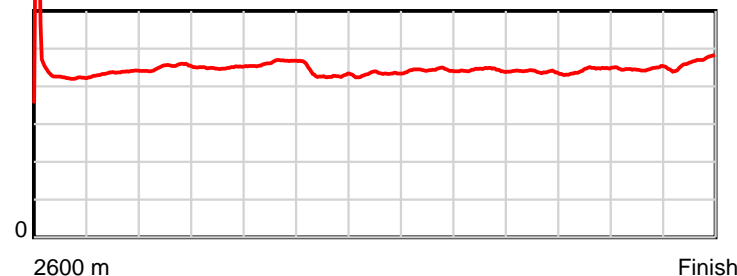
May 10, 2024, Race 6, MOORE WALKER DAVEY SEARELLS HANDICAP TROT, Distance 2600m, Addington - Survey 3200m

| Result | TAB no. | Horse (Barrier)              | 2200m to | 2000m to | 1800m to | 1600m to | 1400m to | 1200m to | 1000m to | 800m to | 600m to | 400m to | 200m to | Total or | Margin |
|--------|---------|------------------------------|----------|----------|----------|----------|----------|----------|----------|---------|---------|---------|---------|----------|--------|
| 6th    | 2       | Royal Del (7)                | 2000m    | 1800m    | 1600m    | 1400m    | 1200m    | 1000m    | 800m     | 600m    | 400m    | 200m    | WP      | Average  |        |
|        |         | Position in running (margin) | 1(0.0)   | 1(0.0)   | 1(0.0)   | 1(0.0)   | 1(0.0)   | 1(0.0)   | 1(0.0)   | 1(0.0)  | 1(0.0)  | 1(0.0)  | 3(4.4)  |          | 14.50  |
|        |         | Sectional time (s)           | 15.40    | 15.69    | 16.38    | 14.72    | 14.22    | 14.76    | 14.99    | 15.31   | 15.52   | 15.54   | 16.32   |          |        |
|        |         | Cumulative time (s)          | 168.85   | 153.45   | 137.76   | 121.38   | 106.66   | 92.44    | 77.68    | 62.69   | 47.38   | 31.86   | 16.32   | 3:19.36  |        |
|        |         | Speed (m/s)                  | 12.99    | 12.75    | 12.21    | 13.59    | 14.06    | 13.55    | 13.34    | 13.06   | 12.89   | 12.87   | 12.25   | 13.04    |        |
|        |         | Stride length (m)            | 5.86     | 5.73     | 5.65     | 5.90     | 6.08     | 6.01     | 5.91     | 5.73    | 5.70    | 5.75    | 5.70    | 5.81     |        |
|        |         | Stride duration (s)          | 0.452    | 0.450    | 0.463    | 0.434    | 0.433    | 0.443    | 0.443    | 0.439   | 0.442   | 0.447   | 0.465   | 0.446    |        |
|        |         | Stride efficiency (%)        | 53.74    | 51.36    | 49.85    | 54.38    | 57.85    | 56.38    | 54.61    | 51.36   | 50.82   | 51.63   | 50.69   | 52.84    |        |
|        |         | Stride count                 | 34.11    | 34.89    | 35.41    | 33.90    | 32.87    | 33.30    | 33.83    | 34.89   | 35.07   | 34.79   | 35.12   | 447.13   |        |

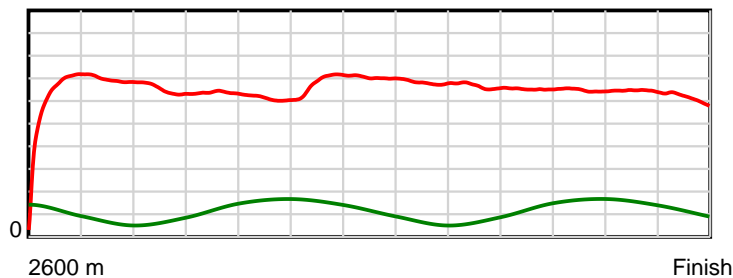
10 m Stride length



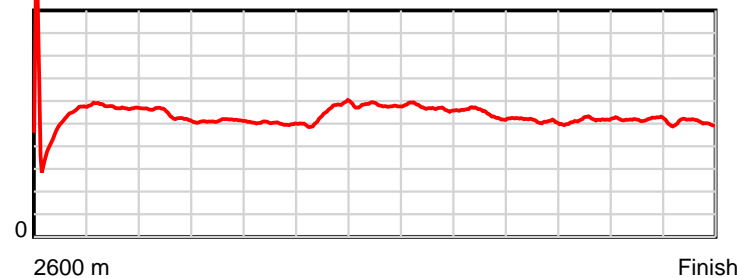
0.5 s Stride duration



20 m/sec Speed



100 % Stride efficiency



Note: Horizontal distance axis grid lines are 200m furlongs.

## Disclaimer.

HRNZ and NZMTC and Thoroughbred Ratings Pty Ltd accepts no responsibility for the completeness or accuracy of any of the information contained herein, and makes no representations about its suitability for any particular purpose. Users should make their own judgements about those matters and/or seek independent advice. You assume all risks associated with use of the data provided on this page.



# Race Results



May 10, 2024, Race 6, MOORE WALKER DAVEY SEARELLS HANDICAP TROT, Distance 2600m, Addington - Survey 3200m

| Result | TAB no. | Horse (Barrier)              | 2600 to      | 2400m to     |
|--------|---------|------------------------------|--------------|--------------|
| 7th    | 4       | <b>Greenbank Don (5)</b>     | <b>2400m</b> | <b>2200m</b> |
|        |         | Position in running (margin) | -            | 3(4.7)       |
|        |         | Sectional time (s)           | 16.55        | 14.72        |
|        |         | Cumulative time (s)          | 199.76       | 183.21       |
|        |         | Speed (m/s)                  | 12.09        | 13.59        |
|        |         | Stride length (m)            | 6.03         | 6.43         |
|        |         | Stride duration (s)          | 0.456        | 0.473        |
|        |         | Stride efficiency (%)        | 56.80        | 64.53        |
|        |         | Stride count                 | 33.17        | 31.12        |

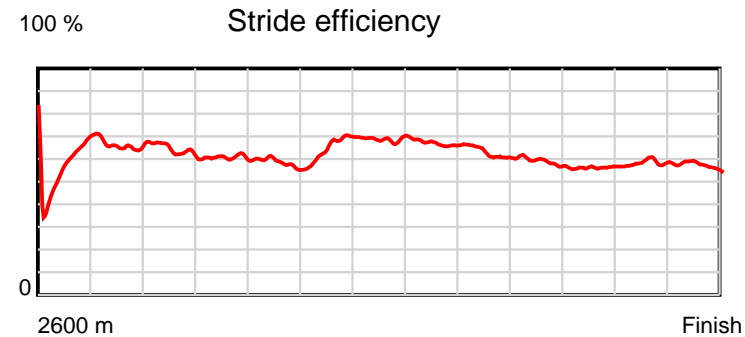
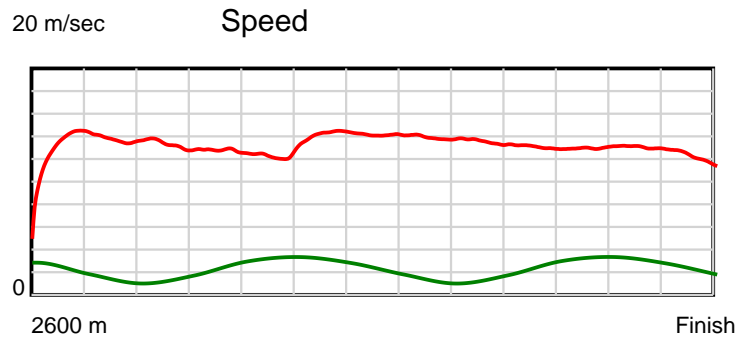
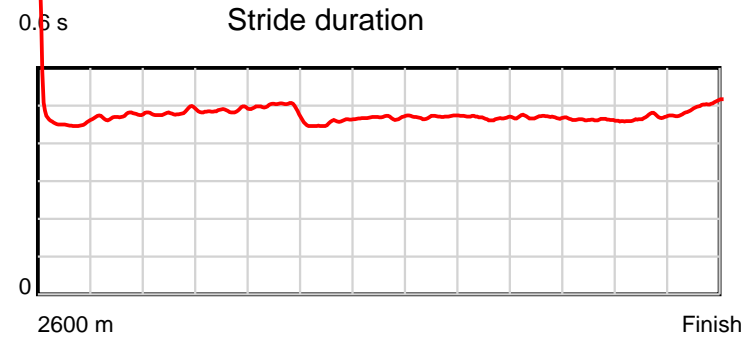
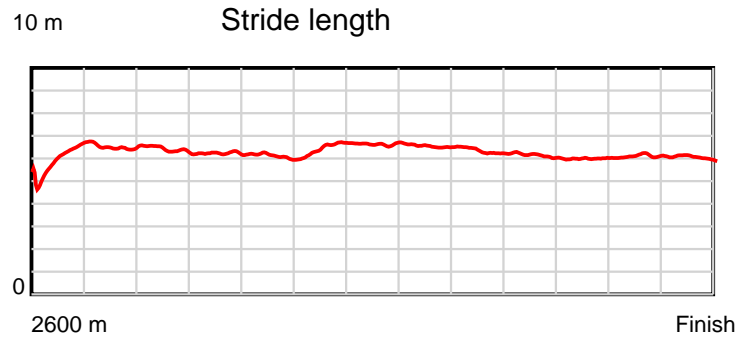
#### Disclaimer.

HRNZ and NZMTC and Thoroughbred Ratings Pty Ltd accepts no responsibility for the completeness or accuracy of any of the information contained herein, and makes no representations about its suitability for any particular purpose. Users should make their own judgements about those matters and/or seek independent advice. You assume all risks associated with use of the data provided on this page.

# Race Results

May 10, 2024, Race 6, MOORE WALKER DAVEY SEARELLS HANDICAP TROT, Distance 2600m, Addington - Survey 3200m

| Result | TAB no. | Horse (Barrier)              | 2200m to     | 2000m to     | 1800m to     | 1600m to     | 1400m to     | 1200m to     | 1000m to    | 800m to     | 600m to     | 400m to     | 200m to   | Total or       | Margin |
|--------|---------|------------------------------|--------------|--------------|--------------|--------------|--------------|--------------|-------------|-------------|-------------|-------------|-----------|----------------|--------|
| 7th    | 4       | <b>Greenbank Don (5)</b>     | <b>2000m</b> | <b>1800m</b> | <b>1600m</b> | <b>1400m</b> | <b>1200m</b> | <b>1000m</b> | <b>800m</b> | <b>600m</b> | <b>400m</b> | <b>200m</b> | <b>WP</b> | <b>Average</b> |        |
|        |         | Position in running (margin) | 3(5.9)       | 3(5.0)       | 3(4.2)       | 3(3.6)       | 2(1.7)       | 2(0.7)       | 2(0.6)      | 2(1.1)      | 2(1.1)      | 3(1.7)      | 7(6.5)    |                | 16.60  |
|        |         | Sectional time (s)           | 15.25        | 15.55        | 16.28        | 14.40        | 14.05        | 14.76        | 15.06       | 15.33       | 15.62       | 15.59       | 16.60     |                |        |
|        |         | Cumulative time (s)          | 168.49       | 153.24       | 137.69       | 121.41       | 107.01       | 92.96        | 78.20       | 63.14       | 47.81       | 32.19       | 16.60     | 3:19.76        |        |
|        |         | Speed (m/s)                  | 13.11        | 12.86        | 12.29        | 13.89        | 14.23        | 13.55        | 13.28       | 13.05       | 12.80       | 12.83       | 12.05     | 13.02          |        |
|        |         | Stride length (m)            | 6.32         | 6.27         | 6.09         | 6.31         | 6.68         | 6.38         | 6.20        | 6.13        | 5.91        | 6.01        | 6.02      | 6.21           |        |
|        |         | Stride duration (s)          | 0.482        | 0.487        | 0.496        | 0.455        | 0.469        | 0.471        | 0.467       | 0.470       | 0.462       | 0.469       | 0.499     | 0.477          |        |
|        |         | Stride efficiency (%)        | 62.33        | 61.43        | 58.04        | 62.26        | 69.70        | 63.54        | 60.05       | 58.71       | 54.62       | 56.47       | 56.54     | 60.20          |        |
|        |         | Stride count                 | 31.67        | 31.90        | 32.82        | 31.68        | 29.95        | 31.36        | 32.26       | 32.63       | 33.83       | 33.27       | 33.25     | 418.91         |        |



Note: Horizontal distance axis grid lines are 200m furlongs.

#### Disclaimer.

HRNZ and NZMTC and Thoroughbred Ratings Pty Ltd accepts no responsibility for the completeness or accuracy of any of the information contained herein, and makes no representations about its suitability for any particular purpose. Users should make their own judgements about those matters and/or seek independent advice. You assume all risks associated with use of the data provided on this page.



# Race Results



May 10, 2024, Race 6, MOORE WALKER DAVEY SEARELLS HANDICAP TROT, Distance 2600m, Addington - Survey 3200m

| Result | TAB no. | Horse (Barrier)              | 2600 to | 2400m to |
|--------|---------|------------------------------|---------|----------|
| 8th    | 5       | Andy Hall (1)                | 2400m   | 2200m    |
|        |         | Position in running (margin) | -       | 6(13.5)  |
|        |         | Sectional time (s)           | 18.28   | 15.39    |
|        |         | Cumulative time (s)          | 209.34  | 191.06   |
|        |         | Speed (m/s)                  | 10.94   | 13.00    |
|        |         | Stride length (m)            | 5.79    | 6.29     |
|        |         | Stride duration (s)          | 0.485   | 0.484    |
|        |         | Stride efficiency (%)        | 52.33   | 61.87    |
|        |         | Stride count                 | 34.56   | 31.78    |

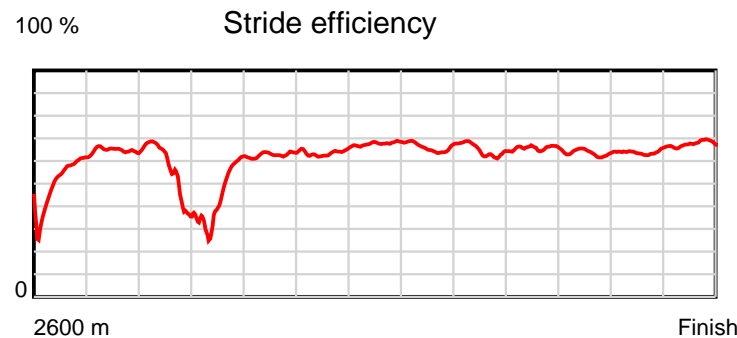
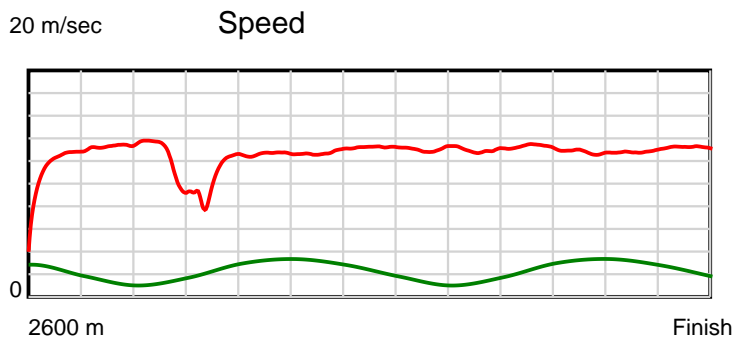
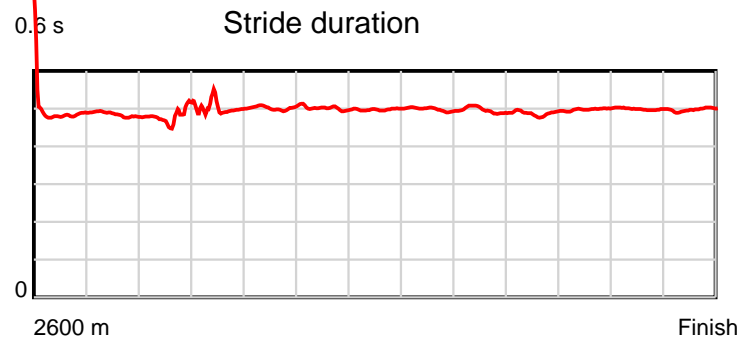
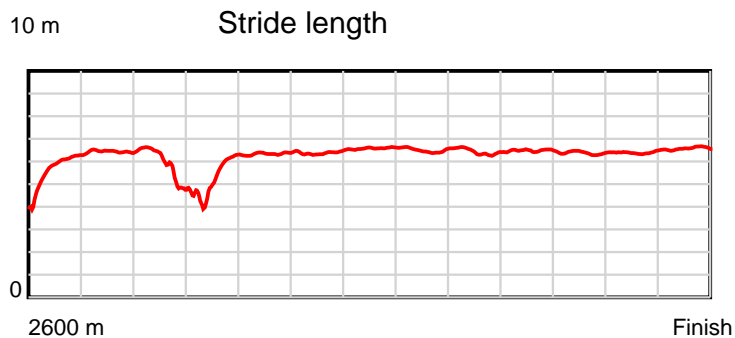
#### Disclaimer.

HRNZ and NZMTC and Thoroughbred Ratings Pty Ltd accepts no responsibility for the completeness or accuracy of any of the information contained herein, and makes no representations about its suitability for any particular purpose. Users should make their own judgements about those matters and/or seek independent advice. You assume all risks associated with use of the data provided on this page.

# Race Results

May 10, 2024, Race 6, MOORE WALKER DAVEY SEARELLS HANDICAP TROT, Distance 2600m, Addington - Survey 3200m

| Result | TAB no. | Horse (Barrier)              | 2200m to | 2000m to | 1800m to | 1600m to | 1400m to | 1200m to | 1000m to | 800m to | 600m to | 400m to | 200m to | Total or | Margin |
|--------|---------|------------------------------|----------|----------|----------|----------|----------|----------|----------|---------|---------|---------|---------|----------|--------|
| 8th    | 5       | Andy Hall (1)                | 2000m    | 1800m    | 1600m    | 1400m    | 1200m    | 1000m    | 800m     | 600m    | 400m    | 200m    | WP      | Average  |        |
|        |         | Position in running (margin) | 6(18.7)  | 8(30.4)  | 8(51.4)  | 8(49.0)  | 8(55.3)  | 8(60.5)  | 8(64.3)  | 8(67.7) | 8(66.1) | 8(67.2) | 8(72.3) |          | 67.00  |
|        |         | Sectional time (s)           | 17.34    | 19.19    | 15.99    | 15.77    | 15.09    | 15.39    | 15.55    | 15.06   | 15.69   | 15.65   | 14.95   |          |        |
|        |         | Cumulative time (s)          | 175.67   | 158.33   | 139.14   | 123.15   | 107.38   | 92.29    | 76.90    | 61.35   | 46.29   | 30.60   | 14.95   | 3:29.34  |        |
|        |         | Speed (m/s)                  | 11.53    | 10.42    | 12.51    | 12.68    | 13.25    | 13.00    | 12.86    | 13.28   | 12.75   | 12.78   | 13.38   | 12.42    |        |
|        |         | Stride length (m)            | 5.51     | 5.08     | 6.29     | 6.35     | 6.59     | 6.47     | 6.37     | 6.48    | 6.35    | 6.37    | 6.66    | 6.17     |        |
|        |         | Stride duration (s)          | 0.478    | 0.487    | 0.502    | 0.501    | 0.498    | 0.498    | 0.495    | 0.488   | 0.499   | 0.499   | 0.498   | 0.496    |        |
|        |         | Stride efficiency (%)        | 47.53    | 40.29    | 61.74    | 62.99    | 67.95    | 65.42    | 63.41    | 65.71   | 63.08   | 63.48   | 69.30   | 59.41    |        |
|        |         | Stride count                 | 36.27    | 39.39    | 31.82    | 31.50    | 30.33    | 30.91    | 31.40    | 30.84   | 31.48   | 31.38   | 30.03   | 421.69   |        |



Note: Horizontal distance axis grid lines are 200m furlongs.

#### Disclaimer.

HRNZ and NZMTC and Thoroughbred Ratings Pty Ltd accepts no responsibility for the completeness or accuracy of any of the information contained herein, and makes no representations about its suitability for any particular purpose. Users should make their own judgements about those matters and/or seek independent advice. You assume all risks associated with use of the data provided on this page.



# Race Results



May 10, 2024, Race 7, HYDROFLOW NZ COUNTRY CHAMPIONSHIP FINAL (HCP PACE), Distance 3200m, Addington - Survey 3200m

| Result | TAB no. | Horse (Barrier)              | 3200 to      | 3000m to     | 2800m to     | 2600m to     | 2400m to     |
|--------|---------|------------------------------|--------------|--------------|--------------|--------------|--------------|
| 1st    | 1       | <b>Charlie Brown (4)</b>     | <b>3000m</b> | <b>2800m</b> | <b>2600m</b> | <b>2400m</b> | <b>2200m</b> |
|        |         | Position in running (margin) | -            | 5(7.5)       | 6(11.7)      | 7(11.9)      | 7(8.4)       |
|        |         | Sectional time (s)           | 17.01        | 15.54        | 15.24        | 14.20        | 14.94        |
|        |         | Cumulative time (s)          | 238.20       | 221.19       | 205.65       | 190.41       | 176.21       |
|        |         | Speed (m/s)                  | 11.76        | 12.87        | 13.12        | 14.08        | 13.39        |
|        |         | Stride length (m)            | 5.65         | 6.01         | 6.07         | 6.54         | 6.30         |
|        |         | Stride duration (s)          | 0.474        | 0.467        | 0.462        | 0.465        | 0.471        |
|        |         | Stride efficiency (%)        | 49.94        | 56.36        | 57.50        | 66.92        | 62.08        |
|        |         | Stride count                 | 35.38        | 33.30        | 32.97        | 30.56        | 31.73        |

## Disclaimer.

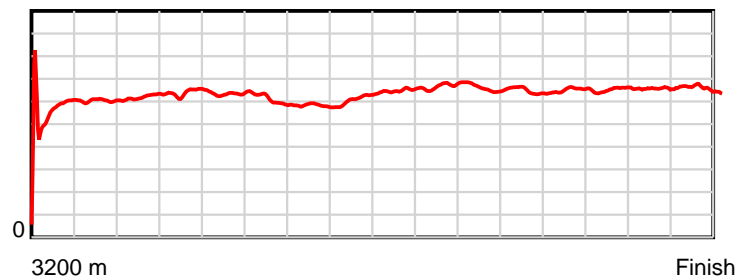
HRNZ and NZMTC and Thoroughbred Ratings Pty Ltd accepts no responsibility for the completeness or accuracy of any of the information contained herein, and makes no representations about its suitability for any particular purpose. Users should make their own judgements about those matters and/or seek independent advice. You assume all risks associated with use of the data provided on this page.

# Race Results

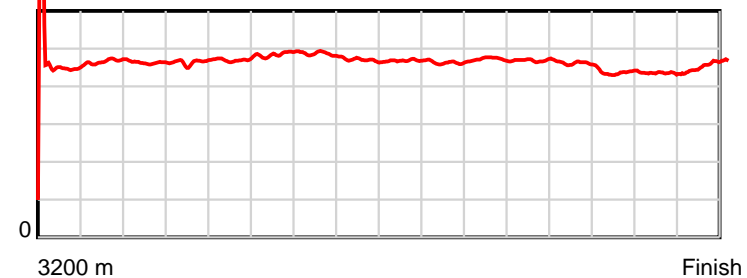
May 10, 2024, Race 7, HYDROFLOW NZ COUNTRY CHAMPIONSHIP FINAL (HCP PACE), Distance 3200m, Addington - Survey 3200m

| Result | TAB no. | Horse (Barrier)              | 2200m to     | 2000m to     | 1800m to     | 1600m to     | 1400m to     | 1200m to     | 1000m to    | 800m to     | 600m to     | 400m to     | 200m to   | Total or       | Margin |
|--------|---------|------------------------------|--------------|--------------|--------------|--------------|--------------|--------------|-------------|-------------|-------------|-------------|-----------|----------------|--------|
| 1st    | 1       | <b>Charlie Brown (4)</b>     | <b>2000m</b> | <b>1800m</b> | <b>1600m</b> | <b>1400m</b> | <b>1200m</b> | <b>1000m</b> | <b>800m</b> | <b>600m</b> | <b>400m</b> | <b>200m</b> | <b>WP</b> | <b>Average</b> |        |
|        |         | Position in running (margin) | 7(7.5)       | 6(7.5)       | 8(6.3)       | 8(6.6)       | 8(7.4)       | 8(6.4)       | 8(6.1)      | 8(7.0)      | 8(6.6)      | 6(4.1)      | 4(1.4)    |                | 0.00   |
|        |         | Sectional time (s)           | 16.13        | 16.57        | 15.52        | 14.63        | 13.73        | 14.60        | 14.67       | 14.02       | 13.73       | 13.56       | 14.11     |                |        |
|        |         | Cumulative time (s)          | 161.27       | 145.14       | 128.57       | 113.05       | 98.42        | 84.69        | 70.09       | 55.42       | 41.40       | 27.67       | 14.11     | 3:58.20        |        |
|        |         | Speed (m/s)                  | 12.40        | 12.07        | 12.89        | 13.67        | 14.57        | 13.70        | 13.63       | 14.27       | 14.57       | 14.75       | 14.17     | 13.43          |        |
|        |         | Stride length (m)            | 6.02         | 5.86         | 6.05         | 6.41         | 6.74         | 6.47         | 6.39        | 6.54        | 6.35        | 6.41        | 6.49      | 6.26           |        |
|        |         | Stride duration (s)          | 0.486        | 0.486        | 0.470        | 0.469        | 0.463        | 0.472        | 0.469       | 0.458       | 0.436       | 0.434       | 0.458     | 0.466          |        |
|        |         | Stride efficiency (%)        | 56.65        | 53.67        | 57.23        | 64.14        | 71.01        | 65.43        | 63.86       | 66.79       | 63.00       | 64.15       | 65.86     | 61.15          |        |
|        |         | Stride count                 | 33.22        | 34.13        | 33.05        | 31.22        | 29.67        | 30.91        | 31.29       | 30.59       | 31.50       | 31.22       | 30.81     | 511.55         |        |

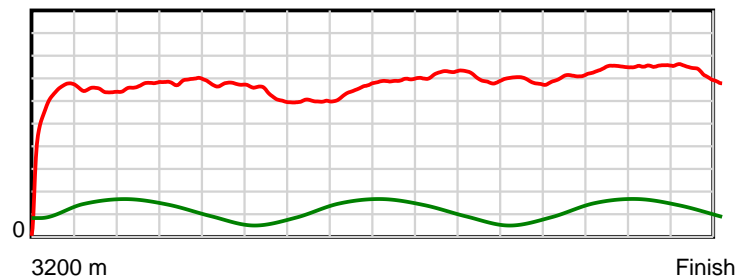
10 m Stride length



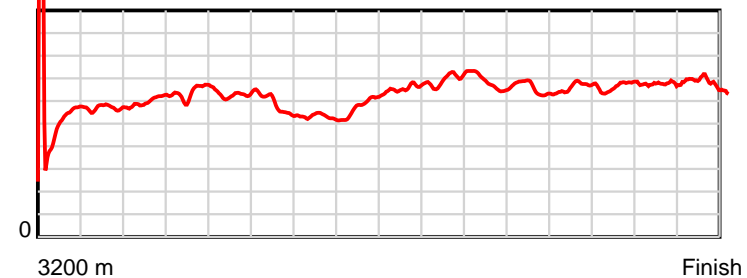
0.5 s Stride duration



20 m/sec Speed



100 % Stride efficiency



Note: Horizontal distance axis grid lines are 200m furlongs.

## Disclaimer.

HRNZ and NZMTC and Thoroughbred Ratings Pty Ltd accepts no responsibility for the completeness or accuracy of any of the information contained herein, and makes no representations about its suitability for any particular purpose. Users should make their own judgements about those matters and/or seek independent advice. You assume all risks associated with use of the data provided on this page.



# Race Results



May 10, 2024, Race 7, HYDROFLOW NZ COUNTRY CHAMPIONSHIP FINAL (HCP PACE), Distance 3200m, Addington - Survey 3200m

| Result | TAB no. | Horse (Barrier)              | 3200 to      | 3000m to     | 2800m to     | 2600m to     | 2400m to     |
|--------|---------|------------------------------|--------------|--------------|--------------|--------------|--------------|
| 2nd    | 11      | <b>Dalton Shard (13)</b>     | <b>3000m</b> | <b>2800m</b> | <b>2600m</b> | <b>2400m</b> | <b>2200m</b> |
|        |         | Position in running (margin) | -            | 4(6.7)       | 4(8.5)       | 4(7.9)       | 3(3.6)       |
|        |         | Sectional time (s)           | 17.28        | 15.15        | 15.11        | 14.06        | 14.49        |
|        |         | Cumulative time (s)          | 238.21       | 220.93       | 205.78       | 190.67       | 176.61       |
|        |         | Speed (m/s)                  | 11.57        | 13.20        | 13.24        | 14.22        | 13.80        |
|        |         | Stride length (m)            | 5.40         | 5.81         | 5.84         | 6.11         | 6.00         |
|        |         | Stride duration (s)          | 0.419        | 0.440        | 0.441        | 0.430        | 0.434        |
|        |         | Stride efficiency (%)        | 45.61        | 52.80        | 53.27        | 58.42        | 56.17        |
|        |         | Stride count                 | 37.02        | 34.41        | 34.26        | 32.71        | 33.36        |

## Disclaimer.

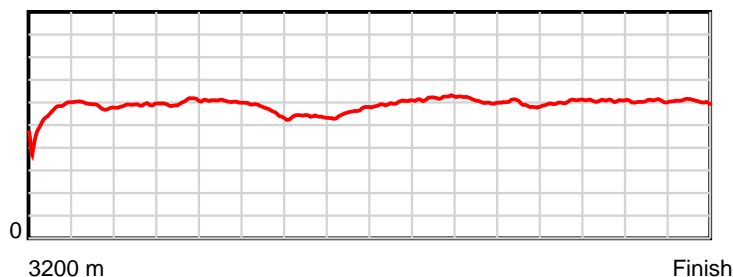
HRNZ and NZMTC and Thoroughbred Ratings Pty Ltd accepts no responsibility for the completeness or accuracy of any of the information contained herein, and makes no representations about its suitability for any particular purpose. Users should make their own judgements about those matters and/or seek independent advice. You assume all risks associated with use of the data provided on this page.

# Race Results

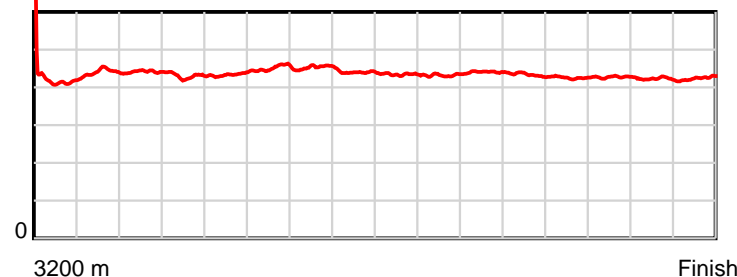
May 10, 2024, Race 7, HYDROFLOW NZ COUNTRY CHAMPIONSHIP FINAL (HCP PACE), Distance 3200m, Addington - Survey 3200m

| Result | TAB no. | Horse (Barrier)              | 2200m to     | 2000m to     | 1800m to     | 1600m to     | 1400m to     | 1200m to     | 1000m to    | 800m to     | 600m to     | 400m to     | 200m to   | Total or       | Margin |
|--------|---------|------------------------------|--------------|--------------|--------------|--------------|--------------|--------------|-------------|-------------|-------------|-------------|-----------|----------------|--------|
| 2nd    | 11      | <b>Dalton Shard (13)</b>     | <b>2000m</b> | <b>1800m</b> | <b>1600m</b> | <b>1400m</b> | <b>1200m</b> | <b>1000m</b> | <b>800m</b> | <b>600m</b> | <b>400m</b> | <b>200m</b> | <b>WP</b> | <b>Average</b> |        |
|        |         | Position in running (margin) | 1(0.0)       | 1(0.0)       | 1(0.0)       | 2(1.7)       | 2(1.8)       | 3(1.7)       | 3(1.4)      | 2(1.8)      | 3(1.7)      | 3(1.5)      | 3(1.1)    |                | 0.50   |
|        |         | Sectional time (s)           | 16.14        | 16.76        | 15.76        | 14.49        | 13.91        | 14.59        | 14.57       | 14.06       | 14.12       | 13.94       | 13.78     |                |        |
|        |         | Cumulative time (s)          | 162.12       | 145.98       | 129.22       | 113.46       | 98.97        | 85.06        | 70.47       | 55.90       | 41.84       | 27.72       | 13.78     | 3:58.21        |        |
|        |         | Speed (m/s)                  | 12.39        | 11.93        | 12.69        | 13.80        | 14.38        | 13.71        | 13.73       | 14.22       | 14.16       | 14.35       | 14.51     | 13.43          |        |
|        |         | Stride length (m)            | 5.59         | 5.40         | 5.58         | 5.99         | 6.22         | 6.04         | 5.94        | 6.05        | 6.05        | 6.06        | 6.17      | 5.88           |        |
|        |         | Stride duration (s)          | 0.451        | 0.453        | 0.440        | 0.434        | 0.432        | 0.441        | 0.433       | 0.426       | 0.427       | 0.422       | 0.425     | 0.438          |        |
|        |         | Stride efficiency (%)        | 48.88        | 45.64        | 48.66        | 56.09        | 60.40        | 57.04        | 55.09       | 57.28       | 57.21       | 57.31       | 59.51     | 54.03          |        |
|        |         | Stride count                 | 35.76        | 37.01        | 35.84        | 33.38        | 32.17        | 33.10        | 33.68       | 33.03       | 33.05       | 33.02       | 32.41     | 544.21         |        |

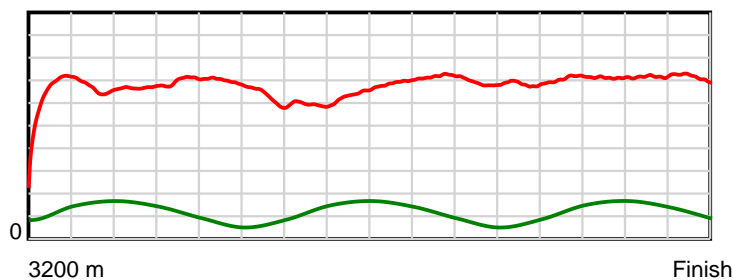
10 m Stride length



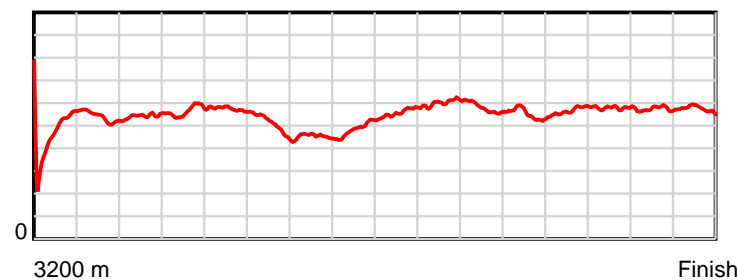
0.6 s Stride duration



20 m/sec Speed



100 % Stride efficiency



Note: Horizontal distance axis grid lines are 200m furlongs.

## Disclaimer.

HRNZ and NZMTC and Thoroughbred Ratings Pty Ltd accepts no responsibility for the completeness or accuracy of any of the information contained herein, and makes no representations about its suitability for any particular purpose. Users should make their own judgements about those matters and/or seek independent advice. You assume all risks associated with use of the data provided on this page.



# Race Results



May 10, 2024, Race 7, HYDROFLOW NZ COUNTRY CHAMPIONSHIP FINAL (HCP PACE), Distance 3200m, Addington - Survey 3200m

| Result | TAB no. | Horse (Barrier)              | 3200 to      | 3000m to     | 2800m to     | 2600m to     | 2400m to     |
|--------|---------|------------------------------|--------------|--------------|--------------|--------------|--------------|
| 3rd    | 14      | <b>Alta Meteor (3)</b>       | <b>3000m</b> | <b>2800m</b> | <b>2600m</b> | <b>2400m</b> | <b>2200m</b> |
|        |         | Position in running (margin) | -            | 14(19.4)     | 14(23.8)     | 14(23.7)     | 14(20.7)     |
|        |         | Sectional time (s)           | 19.18        | 15.58        | 15.18        | 14.29        | 14.96        |
|        |         | Cumulative time (s)          | 238.22       | 219.04       | 203.46       | 188.28       | 173.99       |
|        |         | Speed (m/s)                  | 10.43        | 12.84        | 13.18        | 14.00        | 13.37        |
|        |         | Stride length (m)            | 5.78         | 5.95         | 6.03         | 6.52         | 6.29         |
|        |         | Stride duration (s)          | 0.439        | 0.464        | 0.458        | 0.466        | 0.470        |
|        |         | Stride efficiency (%)        | 52.24        | 55.34        | 56.91        | 66.48        | 61.81        |
|        |         | Stride count                 | 34.59        | 33.61        | 33.14        | 30.66        | 31.80        |

## Disclaimer.

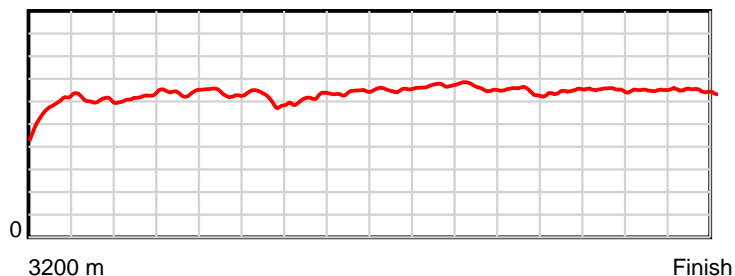
HRNZ and NZMTC and Thoroughbred Ratings Pty Ltd accepts no responsibility for the completeness or accuracy of any of the information contained herein, and makes no representations about its suitability for any particular purpose. Users should make their own judgements about those matters and/or seek independent advice. You assume all risks associated with use of the data provided on this page.

# Race Results

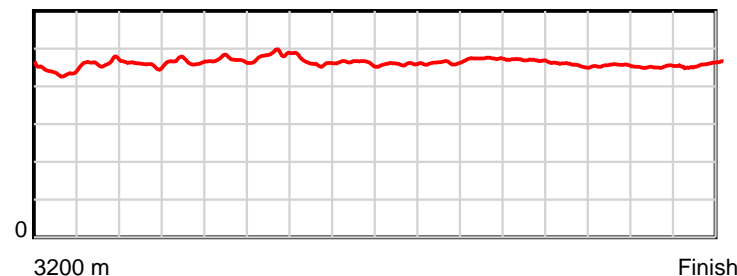
May 10, 2024, Race 7, HYDROFLOW NZ COUNTRY CHAMPIONSHIP FINAL (HCP PACE), Distance 3200m, Addington - Survey 3200m

| Result | TAB no. | Horse (Barrier)              | 2200m to     | 2000m to     | 1800m to     | 1600m to     | 1400m to     | 1200m to     | 1000m to    | 800m to     | 600m to     | 400m to     | 200m to   | Total or       | Margin |
|--------|---------|------------------------------|--------------|--------------|--------------|--------------|--------------|--------------|-------------|-------------|-------------|-------------|-----------|----------------|--------|
| 3rd    | 14      | <b>Alta Meteor (3)</b>       | <b>2000m</b> | <b>1800m</b> | <b>1600m</b> | <b>1400m</b> | <b>1200m</b> | <b>1000m</b> | <b>800m</b> | <b>600m</b> | <b>400m</b> | <b>200m</b> | <b>WP</b> | <b>Average</b> |        |
|        |         | Position in running (margin) | 14(19.9)     | 14(19.6)     | 10(8.3)      | 5(3.9)       | 3(3.1)       | 2(1.1)       | 2(1.0)      | 3(1.8)      | 2(1.1)      | 2(1.2)      | 2(0.7)    |                | 0.50   |
|        |         | Sectional time (s)           | 16.08        | 14.88        | 14.74        | 14.35        | 13.58        | 14.62        | 14.66       | 13.96       | 14.17       | 13.92       | 14.07     |                |        |
|        |         | Cumulative time (s)          | 159.03       | 142.95       | 128.07       | 113.33       | 98.98        | 85.40        | 70.78       | 56.12       | 42.16       | 27.99       | 14.07     | 3:58.22        |        |
|        |         | Speed (m/s)                  | 12.44        | 13.44        | 13.57        | 13.94        | 14.73        | 13.68        | 13.64       | 14.33       | 14.11       | 14.37       | 14.21     | 13.43          |        |
|        |         | Stride length (m)            | 6.03         | 6.22         | 6.27         | 6.40         | 6.83         | 6.48         | 6.38        | 6.53        | 6.43        | 6.48        | 6.52      | 6.31           |        |
|        |         | Stride duration (s)          | 0.485        | 0.463        | 0.462        | 0.459        | 0.464        | 0.473        | 0.468       | 0.456       | 0.455       | 0.451       | 0.459     | 0.470          |        |
|        |         | Stride efficiency (%)        | 56.82        | 60.36        | 61.53        | 63.98        | 72.94        | 65.56        | 63.69       | 66.58       | 64.53       | 65.65       | 66.45     | 62.24          |        |
|        |         | Stride count                 | 33.17        | 32.18        | 31.87        | 31.26        | 29.27        | 30.88        | 31.33       | 30.64       | 31.12       | 30.86       | 30.67     | 507.05         |        |

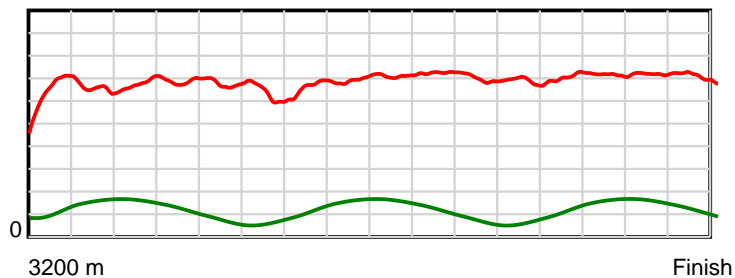
10 m Stride length



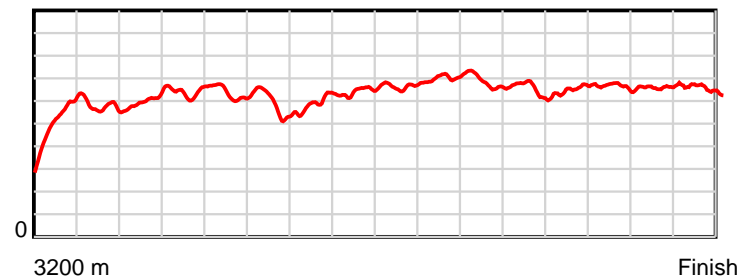
0.6 s Stride duration



20 m/sec Speed



100 % Stride efficiency



Note: Horizontal distance axis grid lines are 200m furlongs.

**Disclaimer.**

HRNZ and NZMTC and Thoroughbred Ratings Pty Ltd accepts no responsibility for the completeness or accuracy of any of the information contained herein, and makes no representations about its suitability for any particular purpose. Users should make their own judgements about those matters and/or seek independent advice. You assume all risks associated with use of the data provided on this page.



# Race Results



May 10, 2024, Race 7, HYDROFLOW NZ COUNTRY CHAMPIONSHIP FINAL (HCP PACE), Distance 3200m, Addington - Survey 3200m

| Result | TAB no. | Horse (Barrier)              | 3200 to<br>3000m | 3000m to<br>2800m | 2800m to<br>2600m | 2600m to<br>2400m | 2400m to<br>2200m |
|--------|---------|------------------------------|------------------|-------------------|-------------------|-------------------|-------------------|
| 4th    | 5       | <b>Double Time (11)</b>      |                  |                   |                   |                   |                   |
|        |         | Position in running (margin) | -                | 1(0.0)            | 1(0.0)            | 1(0.0)            | 1(0.0)            |
|        |         | Sectional time (s)           | 15.82            | 14.85             | 15.21             | 14.78             | 15.11             |
|        |         | Cumulative time (s)          | 238.27           | 222.45            | 207.60            | 192.39            | 177.61            |
|        |         | Speed (m/s)                  | 12.64            | 13.47             | 13.15             | 13.53             | 13.24             |
|        |         | Stride length (m)            | 5.35             | 6.11              | 6.11              | 6.34              | 6.22              |
|        |         | Stride duration (s)          | 0.427            | 0.454             | 0.464             | 0.468             | 0.470             |
|        |         | Stride efficiency (%)        | 44.80            | 58.34             | 58.26             | 62.77             | 60.38             |
|        |         | Stride count                 | 37.35            | 32.73             | 32.75             | 31.56             | 32.17             |

## Disclaimer.

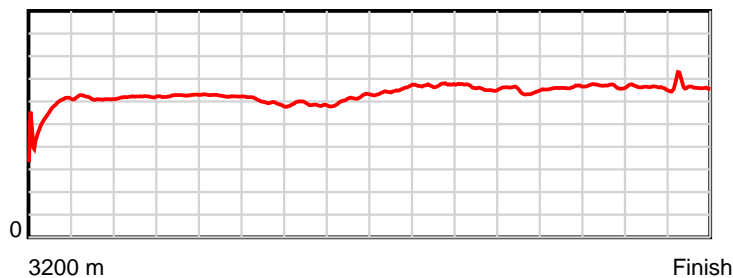
HRNZ and NZMTC and Thoroughbred Ratings Pty Ltd accepts no responsibility for the completeness or accuracy of any of the information contained herein, and makes no representations about its suitability for any particular purpose. Users should make their own judgements about those matters and/or seek independent advice. You assume all risks associated with use of the data provided on this page.

# Race Results

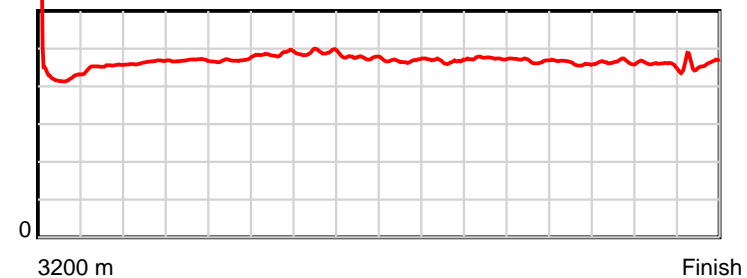
May 10, 2024, Race 7, HYDROFLOW NZ COUNTRY CHAMPIONSHIP FINAL (HCP PACE), Distance 3200m, Addington - Survey 3200m

| Result | TAB no. | Horse (Barrier)              | 2200m to | 2000m to | 1800m to | 1600m to | 1400m to | 1200m to | 1000m to | 800m to | 600m to | 400m to | 200m to | Total or | Margin |
|--------|---------|------------------------------|----------|----------|----------|----------|----------|----------|----------|---------|---------|---------|---------|----------|--------|
| 4th    | 5       | Double Time (11)             | 2000m    | 1800m    | 1600m    | 1400m    | 1200m    | 1000m    | 800m     | 600m    | 400m    | 200m    | WP      | Average  |        |
|        |         | Position in running (margin) | 2(0.1)   | 2(1.9)   | 2(2.0)   | 4(3.5)   | 4(3.6)   | 5(3.5)   | 5(3.2)   | 5(3.6)  | 5(3.4)  | 5(3.1)  | 6(2.6)  |          | 0.50   |
|        |         | Sectional time (s)           | 16.44    | 16.78    | 15.72    | 14.50    | 13.90    | 14.58    | 14.59    | 14.05   | 14.10   | 13.94   | 13.90   |          |        |
|        |         | Cumulative time (s)          | 162.50   | 146.06   | 129.28   | 113.56   | 99.06    | 85.16    | 70.58    | 55.99   | 41.94   | 27.84   | 13.90   | 3:58.27  |        |
|        |         | Speed (m/s)                  | 12.17    | 11.92    | 12.72    | 13.79    | 14.39    | 13.72    | 13.71    | 14.23   | 14.18   | 14.35   | 14.39   | 13.43    |        |
|        |         | Stride length (m)            | 5.92     | 5.84     | 6.06     | 6.45     | 6.72     | 6.50     | 6.42     | 6.56    | 6.59    | 6.57    | 6.62    | 6.25     |        |
|        |         | Stride duration (s)          | 0.486    | 0.490    | 0.476    | 0.468    | 0.467    | 0.474    | 0.468    | 0.461   | 0.465   | 0.458   | 0.460   | 0.466    |        |
|        |         | Stride efficiency (%)        | 54.68    | 53.39    | 57.42    | 65.05    | 70.66    | 66.02    | 64.35    | 67.30   | 67.88   | 67.40   | 68.45   | 61.10    |        |
|        |         | Stride count                 | 33.81    | 34.22    | 32.99    | 31.00    | 29.74    | 30.77    | 31.17    | 30.48   | 30.34   | 30.45   | 30.22   | 511.75   |        |

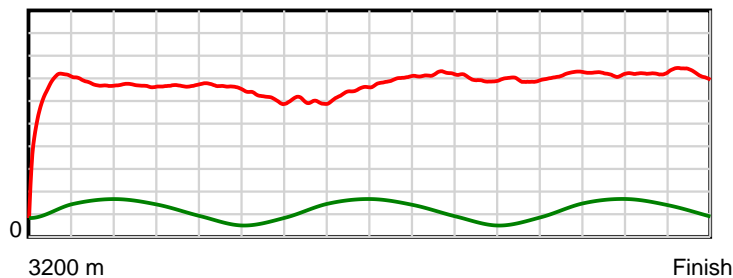
10 m Stride length



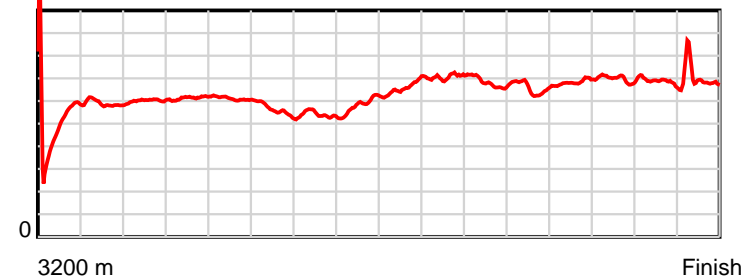
0.5 s Stride duration



20 m/sec Speed



100 % Stride efficiency



Note: Horizontal distance axis grid lines are 200m furlongs.

**Disclaimer.**

HRNZ and NZMTC and Thoroughbred Ratings Pty Ltd accepts no responsibility for the completeness or accuracy of any of the information contained herein, and makes no representations about its suitability for any particular purpose. Users should make their own judgements about those matters and/or seek independent advice. You assume all risks associated with use of the data provided on this page.



# Race Results



May 10, 2024, Race 7, HYDROFLOW NZ COUNTRY CHAMPIONSHIP FINAL (HCP PACE), Distance 3200m, Addington - Survey 3200m

| Result | TAB no. | Horse (Barrier)              | 3200 to      | 3000m to     | 2800m to     | 2600m to     | 2400m to     |
|--------|---------|------------------------------|--------------|--------------|--------------|--------------|--------------|
| 5th    | 7       | <b>Beach Flybye (6)</b>      | <b>3000m</b> | <b>2800m</b> | <b>2600m</b> | <b>2400m</b> | <b>2200m</b> |
|        |         | Position in running (margin) | -            | 10(12.6)     | 11(17.2)     | 11(17.5)     | 11(14.3)     |
|        |         | Sectional time (s)           | 17.99        | 15.62        | 15.25        | 14.26        | 14.89        |
|        |         | Cumulative time (s)          | 238.36       | 220.37       | 204.75       | 189.50       | 175.24       |
|        |         | Speed (m/s)                  | 11.12        | 12.80        | 13.11        | 14.03        | 13.43        |
|        |         | Stride length (m)            | 4.90         | 5.65         | 5.79         | 6.21         | 5.98         |
|        |         | Stride duration (s)          | 0.407        | 0.441        | 0.441        | 0.443        | 0.445        |
|        |         | Stride efficiency (%)        | 37.45        | 49.90        | 52.36        | 60.26        | 55.94        |
|        |         | Stride count                 | 40.86        | 35.39        | 34.55        | 32.21        | 33.43        |

## Disclaimer.

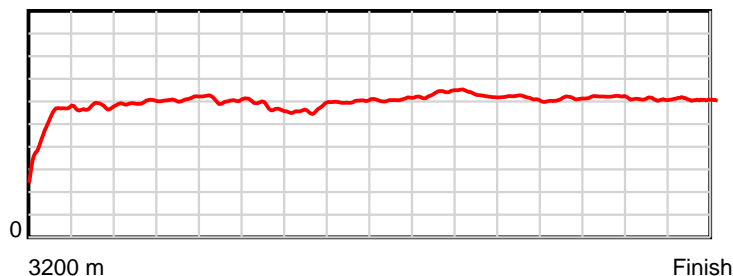
HRNZ and NZMTC and Thoroughbred Ratings Pty Ltd accepts no responsibility for the completeness or accuracy of any of the information contained herein, and makes no representations about its suitability for any particular purpose. Users should make their own judgements about those matters and/or seek independent advice. You assume all risks associated with use of the data provided on this page.

# Race Results

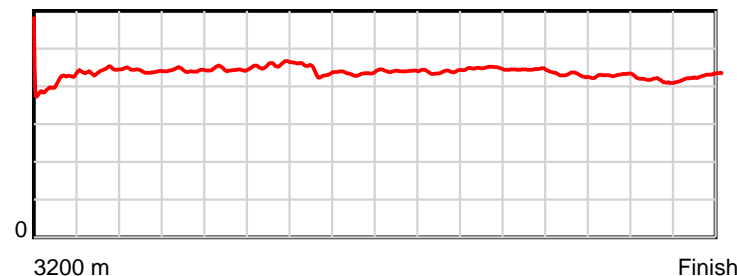
May 10, 2024, Race 7, HYDROFLOW NZ COUNTRY CHAMPIONSHIP FINAL (HCP PACE), Distance 3200m, Addington - Survey 3200m

| Result | TAB no. | Horse (Barrier)              | 2200m to     | 2000m to     | 1800m to     | 1600m to     | 1400m to     | 1200m to     | 1000m to    | 800m to     | 600m to     | 400m to     | 200m to   | Total or       | Margin |
|--------|---------|------------------------------|--------------|--------------|--------------|--------------|--------------|--------------|-------------|-------------|-------------|-------------|-----------|----------------|--------|
| 5th    | 7       | <b>Beach Flybye (6)</b>      | <b>2000m</b> | <b>1800m</b> | <b>1600m</b> | <b>1400m</b> | <b>1200m</b> | <b>1000m</b> | <b>800m</b> | <b>600m</b> | <b>400m</b> | <b>200m</b> | <b>WP</b> | <b>Average</b> |        |
|        |         | Position in running (margin) | 11(13.1)     | 11(13.2)     | 7(6.3)       | 3(2.5)       | 5(3.9)       | 4(2.8)       | 4(2.5)      | 4(3.4)      | 4(2.7)      | 4(2.4)      | 5(1.6)    |                | 0.90   |
|        |         | Sectional time (s)           | 16.15        | 15.61        | 14.85        | 14.71        | 13.72        | 14.60        | 14.65       | 13.98       | 14.10       | 13.88       | 14.10     |                |        |
|        |         | Cumulative time (s)          | 160.35       | 144.20       | 128.59       | 113.74       | 99.03        | 85.31        | 70.71       | 56.06       | 42.08       | 27.98       | 14.10     | 3:58.36        |        |
|        |         | Speed (m/s)                  | 12.38        | 12.81        | 13.47        | 13.60        | 14.58        | 13.70        | 13.65       | 14.31       | 14.18       | 14.41       | 14.18     | 13.43          |        |
|        |         | Stride length (m)            | 5.67         | 5.68         | 5.87         | 5.99         | 6.40         | 6.14         | 6.06        | 6.14        | 6.09        | 5.98        | 6.08      | 5.89           |        |
|        |         | Stride duration (s)          | 0.458        | 0.443        | 0.436        | 0.441        | 0.439        | 0.448        | 0.444       | 0.429       | 0.429       | 0.415       | 0.428     | 0.439          |        |
|        |         | Stride efficiency (%)        | 50.24        | 50.33        | 53.80        | 56.15        | 63.98        | 58.94        | 57.35       | 58.95       | 57.93       | 55.86       | 57.68     | 54.27          |        |
|        |         | Stride count                 | 35.27        | 35.24        | 34.09        | 33.37        | 31.26        | 32.56        | 33.01       | 32.56       | 32.85       | 33.45       | 32.92     | 543.02         |        |

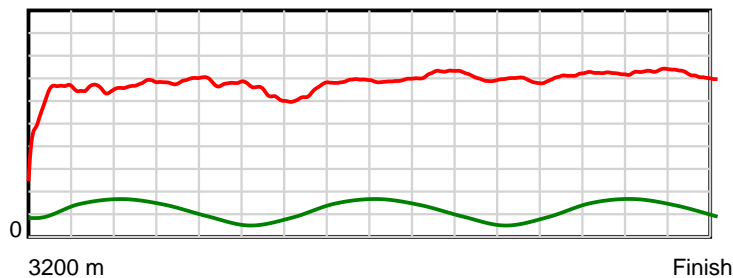
10 m Stride length



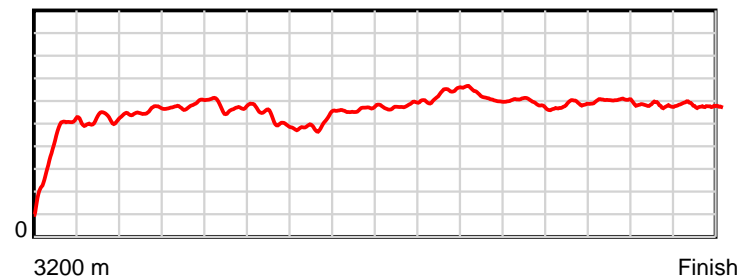
0.6 s Stride duration



20 m/sec Speed



100 % Stride efficiency



Note: Horizontal distance axis grid lines are 200m furlongs.

**Disclaimer.**

HRNZ and NZMTC and Thoroughbred Ratings Pty Ltd accepts no responsibility for the completeness or accuracy of any of the information contained herein, and makes no representations about its suitability for any particular purpose. Users should make their own judgements about those matters and/or seek independent advice. You assume all risks associated with use of the data provided on this page.



# Race Results



May 10, 2024, Race 7, HYDROFLOW NZ COUNTRY CHAMPIONSHIP FINAL (HCP PACE), Distance 3200m, Addington - Survey 3200m

| Result | TAB no. | Horse (Barrier)              | 3200 to | 3000m to | 2800m to | 2600m to | 2400m to |
|--------|---------|------------------------------|---------|----------|----------|----------|----------|
| 6th    | 6       | Mo'unga (2)                  | 3000m   | 2800m    | 2600m    | 2400m    | 2200m    |
|        |         | Position in running (margin) | -       | 6(9.3)   | 8(13.8)  | 9(13.8)  | 9(10.3)  |
|        |         | Sectional time (s)           | 17.48   | 15.59    | 15.21    | 14.20    | 14.96    |
|        |         | Cumulative time (s)          | 238.67  | 221.19   | 205.60   | 190.39   | 176.19   |
|        |         | Speed (m/s)                  | 11.44   | 12.83    | 13.15    | 14.08    | 13.37    |
|        |         | Stride length (m)            | 5.40    | 5.65     | 5.79     | 6.21     | 5.98     |
|        |         | Stride duration (s)          | 0.425   | 0.440    | 0.440    | 0.441    | 0.447    |
|        |         | Stride efficiency (%)        | 45.55   | 49.93    | 52.31    | 60.27    | 55.87    |
|        |         | Stride count                 | 37.04   | 35.38    | 34.57    | 32.20    | 33.45    |

## Disclaimer.

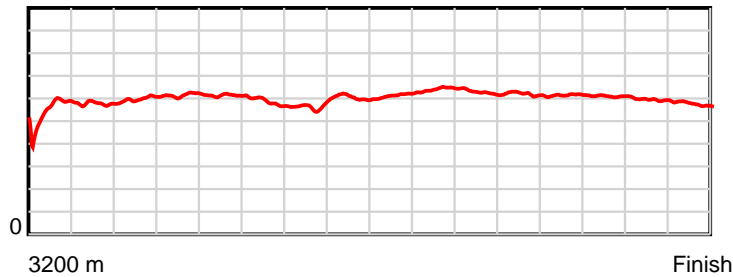
HRNZ and NZMTC and Thoroughbred Ratings Pty Ltd accepts no responsibility for the completeness or accuracy of any of the information contained herein, and makes no representations about its suitability for any particular purpose. Users should make their own judgements about those matters and/or seek independent advice. You assume all risks associated with use of the data provided on this page.

# Race Results

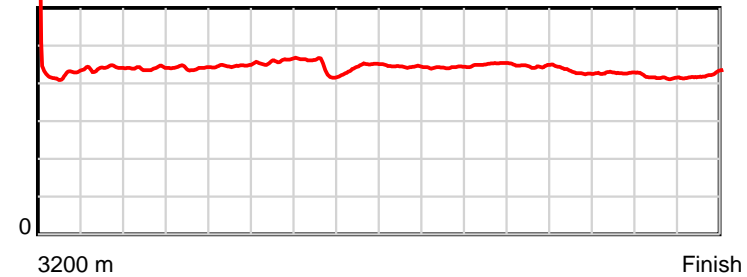
May 10, 2024, Race 7, HYDROFLOW NZ COUNTRY CHAMPIONSHIP FINAL (HCP PACE), Distance 3200m, Addington - Survey 3200m

| Result | TAB no. | Horse (Barrier)              | 2200m to | 2000m to | 1800m to | 1600m to | 1400m to | 1200m to | 1000m to | 800m to | 600m to | 400m to | 200m to | Total or | Margin |
|--------|---------|------------------------------|----------|----------|----------|----------|----------|----------|----------|---------|---------|---------|---------|----------|--------|
| 6th    | 6       | Mo'unga (2)                  | 2000m    | 1800m    | 1600m    | 1400m    | 1200m    | 1000m    | 800m     | 600m    | 400m    | 200m    | WP      | Average  |        |
|        |         | Position in running (margin) | 9(9.5)   | 8(9.3)   | 3(3.3)   | 1(0.0)   | 1(0.0)   | 1(0.0)   | 1(0.0)   | 1(0.0)  | 1(0.0)  | 1(0.0)  | 1(0.0)  |          | 2.50   |
|        |         | Sectional time (s)           | 16.11    | 15.76    | 14.93    | 14.49    | 13.91    | 14.64    | 14.51    | 14.08   | 14.15   | 14.01   | 14.64   |          |        |
|        |         | Cumulative time (s)          | 161.23   | 145.12   | 129.36   | 114.43   | 99.94    | 86.03    | 71.39    | 56.88   | 42.80   | 28.65   | 14.64   | 3:58.67  |        |
|        |         | Speed (m/s)                  | 12.41    | 12.69    | 13.40    | 13.80    | 14.38    | 13.66    | 13.78    | 14.20   | 14.13   | 14.28   | 13.66   | 13.41    |        |
|        |         | Stride length (m)            | 5.70     | 5.64     | 5.96     | 6.14     | 6.36     | 6.17     | 6.14     | 6.12    | 6.04    | 5.92    | 5.78    | 5.93     |        |
|        |         | Stride duration (s)          | 0.459    | 0.444    | 0.445    | 0.444    | 0.442    | 0.452    | 0.446    | 0.431   | 0.427   | 0.415   | 0.423   | 0.442    |        |
|        |         | Stride efficiency (%)        | 50.76    | 49.71    | 55.53    | 58.84    | 63.17    | 59.46    | 58.91    | 58.47   | 57.04   | 54.69   | 52.29   | 54.88    |        |
|        |         | Stride count                 | 35.09    | 35.46    | 33.55    | 32.59    | 31.46    | 32.42    | 32.57    | 32.70   | 33.10   | 33.81   | 34.57   | 539.96   |        |

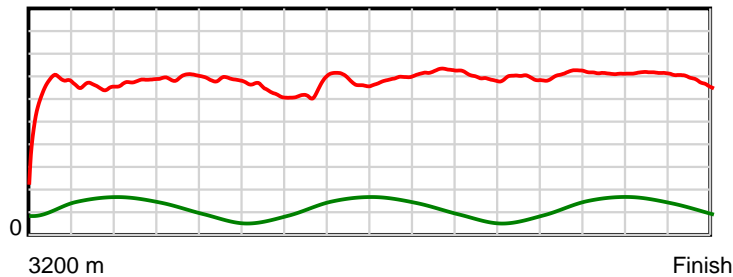
10 m Stride length



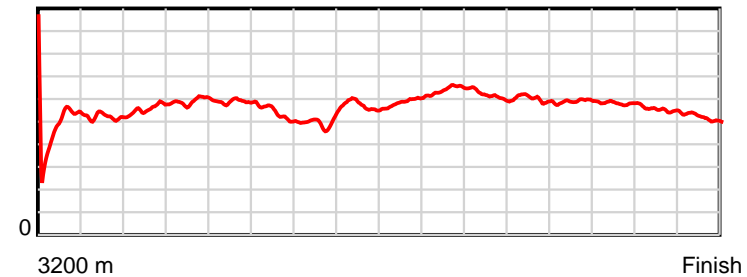
0.6 s Stride duration



20 m/sec Speed



100 % Stride efficiency



Note: Horizontal distance axis grid lines are 200m furlongs.

## Disclaimer.

HRNZ and NZMTC and Thoroughbred Ratings Pty Ltd accepts no responsibility for the completeness or accuracy of any of the information contained herein, and makes no representations about its suitability for any particular purpose. Users should make their own judgements about those matters and/or seek independent advice. You assume all risks associated with use of the data provided on this page.



# Race Results



May 10, 2024, Race 7, HYDROFLOW NZ COUNTRY CHAMPIONSHIP FINAL (HCP PACE), Distance 3200m, Addington - Survey 3200m

| Result | TAB no. | Horse (Barrier)               | 3200 to      | 3000m to     | 2800m to     | 2600m to     | 2400m to     |
|--------|---------|-------------------------------|--------------|--------------|--------------|--------------|--------------|
| 7th    | 10      | <b>Smoke On The W... (12)</b> | <b>3000m</b> | <b>2800m</b> | <b>2600m</b> | <b>2400m</b> | <b>2200m</b> |
|        |         | Position in running (margin)  | -            | 12(15.3)     | 12(19.6)     | 12(19.3)     | 12(16.3)     |
|        |         | Sectional time (s)            | 18.33        | 15.57        | 15.16        | 14.28        | 14.90        |
|        |         | Cumulative time (s)           | 238.82       | 220.49       | 204.92       | 189.76       | 175.48       |
|        |         | Speed (m/s)                   | 10.91        | 12.85        | 13.19        | 14.01        | 13.42        |
|        |         | Stride length (m)             | 5.01         | 5.67         | 5.81         | 6.20         | 5.94         |
|        |         | Stride duration (s)           | 0.422        | 0.442        | 0.440        | 0.442        | 0.443        |
|        |         | Stride efficiency (%)         | 39.18        | 50.30        | 52.73        | 59.98        | 55.23        |
|        |         | Stride count                  | 39.94        | 35.25        | 34.43        | 32.28        | 33.64        |

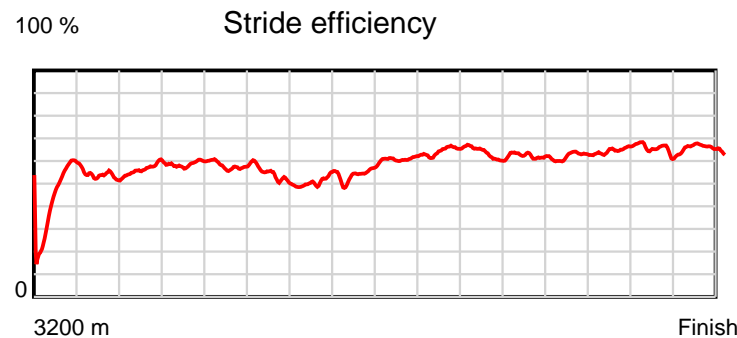
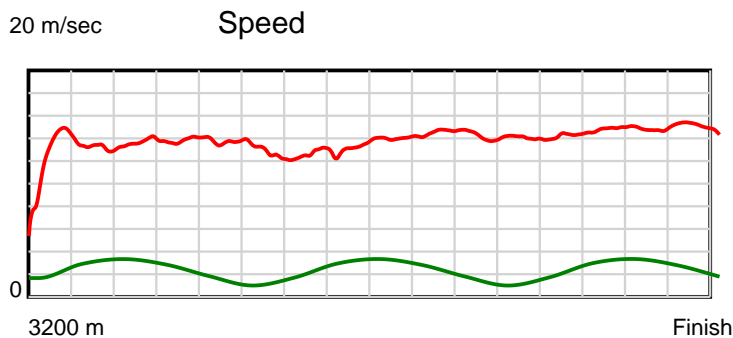
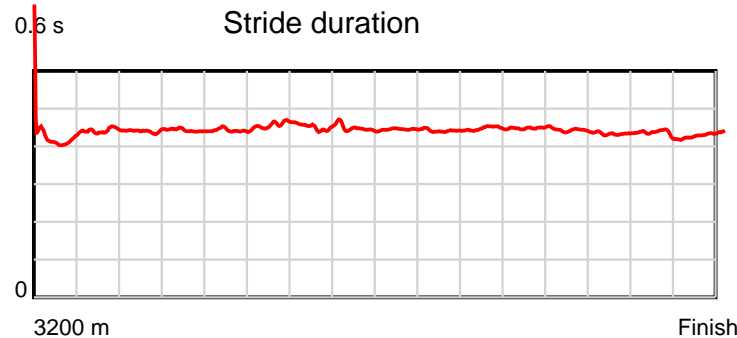
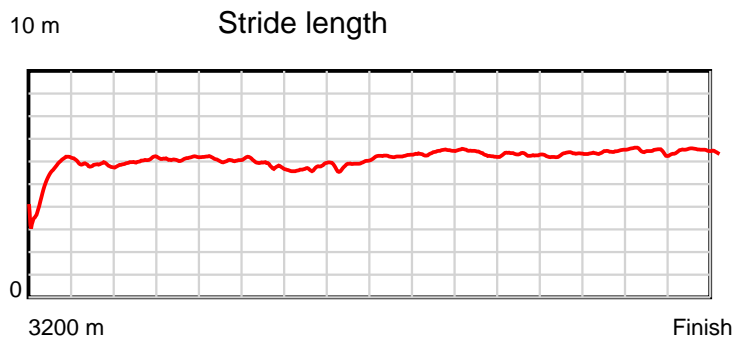
## Disclaimer.

HRNZ and NZMTC and Thoroughbred Ratings Pty Ltd accepts no responsibility for the completeness or accuracy of any of the information contained herein, and makes no representations about its suitability for any particular purpose. Users should make their own judgements about those matters and/or seek independent advice. You assume all risks associated with use of the data provided on this page.

# Race Results

May 10, 2024, Race 7, HYDROFLOW NZ COUNTRY CHAMPIONSHIP FINAL (HCP PACE), Distance 3200m, Addington - Survey 3200m

| Result | TAB no. | Horse (Barrier)               | 2200m to     | 2000m to     | 1800m to     | 1600m to     | 1400m to     | 1200m to     | 1000m to    | 800m to     | 600m to     | 400m to     | 200m to   | Total or       | Margin |
|--------|---------|-------------------------------|--------------|--------------|--------------|--------------|--------------|--------------|-------------|-------------|-------------|-------------|-----------|----------------|--------|
| 7th    | 10      | <b>Smoke On The W... (12)</b> | <b>2000m</b> | <b>1800m</b> | <b>1600m</b> | <b>1400m</b> | <b>1200m</b> | <b>1000m</b> | <b>800m</b> | <b>600m</b> | <b>400m</b> | <b>200m</b> | <b>WP</b> | <b>Average</b> |        |
|        |         | Position in running (margin)  | 12(15.1)     | 12(15.3)     | 13(10.1)     | 12(10.5)     | 12(10.7)     | 12(10.1)     | 12(9.7)     | 12(10.4)    | 13(9.9)     | 12(8.9)     | 13(8.4)   |                | 3.30   |
|        |         | Sectional time (s)            | 16.17        | 15.91        | 15.53        | 14.52        | 13.81        | 14.57        | 14.63       | 13.99       | 13.99       | 13.94       | 13.52     |                |        |
|        |         | Cumulative time (s)           | 160.58       | 144.41       | 128.50       | 112.97       | 98.45        | 84.64        | 70.07       | 55.44       | 41.45       | 27.46       | 13.52     | 3:58.82        |        |
|        |         | Speed (m/s)                   | 12.37        | 12.57        | 12.88        | 13.77        | 14.48        | 13.73        | 13.67       | 14.30       | 14.30       | 14.35       | 14.79     | 13.40          |        |
|        |         | Stride length (m)             | 5.67         | 5.68         | 5.75         | 6.14         | 6.39         | 6.15         | 6.13        | 6.31        | 6.20        | 6.19        | 6.42      | 5.96           |        |
|        |         | Stride duration (s)           | 0.458        | 0.452        | 0.446        | 0.446        | 0.441        | 0.448        | 0.448       | 0.442       | 0.433       | 0.432       | 0.434     | 0.444          |        |
|        |         | Stride efficiency (%)         | 50.22        | 50.47        | 51.61        | 58.85        | 63.72        | 59.05        | 58.68       | 62.29       | 59.99       | 59.96       | 64.34     | 55.42          |        |
|        |         | Stride count                  | 35.28        | 35.19        | 34.80        | 32.59        | 31.32        | 32.54        | 32.64       | 31.68       | 32.28       | 32.29       | 31.17     | 537.32         |        |



Note: Horizontal distance axis grid lines are 200m furlongs.

**Disclaimer.**

HRNZ and NZMTC and Thoroughbred Ratings Pty Ltd accepts no responsibility for the completeness or accuracy of any of the information contained herein, and makes no representations about its suitability for any particular purpose. Users should make their own judgements about those matters and/or seek independent advice. You assume all risks associated with use of the data provided on this page.



# Race Results



May 10, 2024, Race 7, HYDROFLOW NZ COUNTRY CHAMPIONSHIP FINAL (HCP PACE), Distance 3200m, Addington - Survey 3200m

| Result | TAB no. | Horse (Barrier)              | 3200 to | 3000m to | 2800m to | 2600m to | 2400m to |
|--------|---------|------------------------------|---------|----------|----------|----------|----------|
| 8th    | 2       | Heza Sport (5)               | 3000m   | 2800m    | 2600m    | 2400m    | 2200m    |
|        |         | Position in running (margin) | -       | 2(2.3)   | 2(2.1)   | 2(1.9)   | 2(1.9)   |
|        |         | Sectional time (s)           | 16.31   | 14.81    | 15.18    | 14.78    | 15.14    |
|        |         | Cumulative time (s)          | 238.86  | 222.55   | 207.74   | 192.56   | 177.78   |
|        |         | Speed (m/s)                  | 12.26   | 13.50    | 13.18    | 13.53    | 13.21    |
|        |         | Stride length (m)            | 5.71    | 6.41     | 6.32     | 6.50     | 6.37     |
|        |         | Stride duration (s)          | 0.464   | 0.474    | 0.479    | 0.480    | 0.482    |
|        |         | Stride efficiency (%)        | 50.99   | 64.18    | 62.35    | 65.94    | 63.45    |
|        |         | Stride count                 | 35.01   | 31.21    | 31.66    | 30.79    | 31.39    |

## Disclaimer.

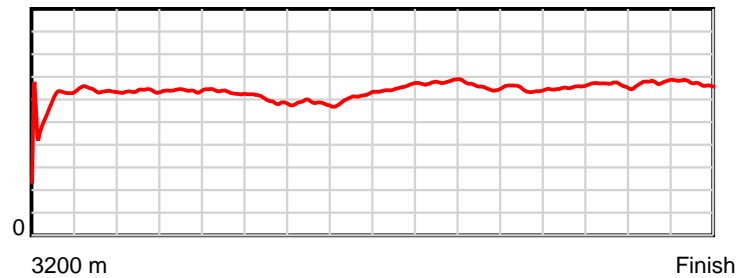
HRNZ and NZMTC and Thoroughbred Ratings Pty Ltd accepts no responsibility for the completeness or accuracy of any of the information contained herein, and makes no representations about its suitability for any particular purpose. Users should make their own judgements about those matters and/or seek independent advice. You assume all risks associated with use of the data provided on this page.

# Race Results

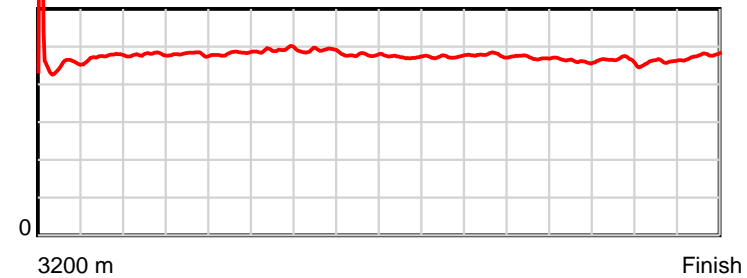
May 10, 2024, Race 7, HYDROFLOW NZ COUNTRY CHAMPIONSHIP FINAL (HCP PACE), Distance 3200m, Addington - Survey 3200m

| Result | TAB no. | Horse (Barrier)              | 2200m to     | 2000m to     | 1800m to     | 1600m to     | 1400m to     | 1200m to     | 1000m to    | 800m to     | 600m to     | 400m to     | 200m to   | Total or       | Margin |
|--------|---------|------------------------------|--------------|--------------|--------------|--------------|--------------|--------------|-------------|-------------|-------------|-------------|-----------|----------------|--------|
| 8th    | 2       | <b>Heza Sport (5)</b>        | <b>2000m</b> | <b>1800m</b> | <b>1600m</b> | <b>1400m</b> | <b>1200m</b> | <b>1000m</b> | <b>800m</b> | <b>600m</b> | <b>400m</b> | <b>200m</b> | <b>WP</b> | <b>Average</b> |        |
|        |         | Position in running (margin) | 3(2.1)       | 3(3.9)       | 5(4.3)       | 7(5.4)       | 6(5.4)       | 7(5.3)       | 7(4.9)      | 7(5.4)      | 7(5.5)      | 7(4.9)      | 7(3.6)    |                | 3.50   |
|        |         | Sectional time (s)           | 16.44        | 16.82        | 15.66        | 14.48        | 13.90        | 14.58        | 14.59       | 14.10       | 14.05       | 13.80       | 14.22     |                |        |
|        |         | Cumulative time (s)          | 162.64       | 146.20       | 129.38       | 113.72       | 99.24        | 85.34        | 70.76       | 56.17       | 42.07       | 28.02       | 14.22     | 3:58.86        |        |
|        |         | Speed (m/s)                  | 12.17        | 11.89        | 12.77        | 13.81        | 14.39        | 13.72        | 13.71       | 14.18       | 14.23       | 14.49       | 14.06     | 13.40          |        |
|        |         | Stride length (m)            | 5.98         | 5.83         | 6.10         | 6.53         | 6.81         | 6.55         | 6.46        | 6.56        | 6.61        | 6.67        | 6.71      | 6.37           |        |
|        |         | Stride duration (s)          | 0.492        | 0.490        | 0.478        | 0.473        | 0.473        | 0.478        | 0.471       | 0.462       | 0.464       | 0.460       | 0.477     | 0.475          |        |
|        |         | Stride efficiency (%)        | 55.93        | 53.16        | 58.24        | 66.65        | 72.48        | 67.09        | 65.18       | 67.18       | 68.27       | 69.58       | 70.44     | 63.36          |        |
|        |         | Stride count                 | 33.43        | 34.29        | 32.76        | 30.62        | 29.37        | 30.52        | 30.97       | 30.50       | 30.26       | 29.97       | 29.79     | 502.54         |        |

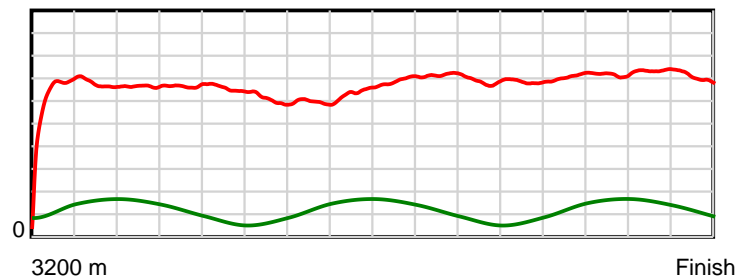
10 m Stride length



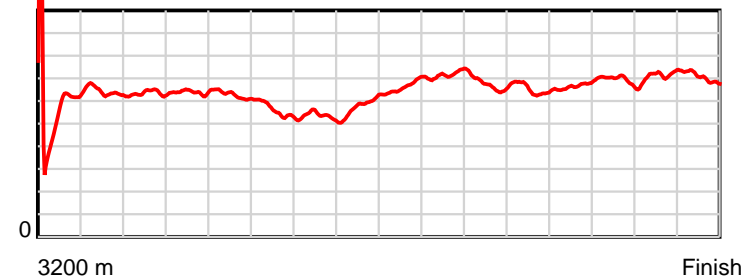
0.5 s Stride duration



20 m/sec Speed



100 % Stride efficiency



Note: Horizontal distance axis grid lines are 200m furlongs.

## Disclaimer.

HRNZ and NZMTC and Thoroughbred Ratings Pty Ltd accepts no responsibility for the completeness or accuracy of any of the information contained herein, and makes no representations about its suitability for any particular purpose. Users should make their own judgements about those matters and/or seek independent advice. You assume all risks associated with use of the data provided on this page.



# Race Results



May 10, 2024, Race 7, HYDROFLOW NZ COUNTRY CHAMPIONSHIP FINAL (HCP PACE), Distance 3200m, Addington - Survey 3200m

| Result | TAB no. | Horse (Barrier)              | 3200 to      | 3000m to     | 2800m to     | 2600m to     | 2400m to     |
|--------|---------|------------------------------|--------------|--------------|--------------|--------------|--------------|
| 9th    | 4       | <b>Boudica (10)</b>          | <b>3000m</b> | <b>2800m</b> | <b>2600m</b> | <b>2400m</b> | <b>2200m</b> |
|        |         | Position in running (margin) | -            | 3(4.7)       | 3(5.8)       | 3(6.2)       | 4(4.5)       |
|        |         | Sectional time (s)           | 16.64        | 15.02        | 15.29        | 14.49        | 15.05        |
|        |         | Cumulative time (s)          | 239.20       | 222.56       | 207.54       | 192.25       | 177.76       |
|        |         | Speed (m/s)                  | 12.02        | 13.32        | 13.08        | 13.80        | 13.29        |
|        |         | Stride length (m)            | 4.94         | 5.68         | 5.64         | 6.03         | 5.90         |
|        |         | Stride duration (s)          | 0.408        | 0.427        | 0.431        | 0.437        | 0.444        |
|        |         | Stride efficiency (%)        | 38.06        | 50.45        | 49.65        | 56.77        | 54.37        |
|        |         | Stride count                 | 40.52        | 35.20        | 35.48        | 33.18        | 33.91        |

## Disclaimer.

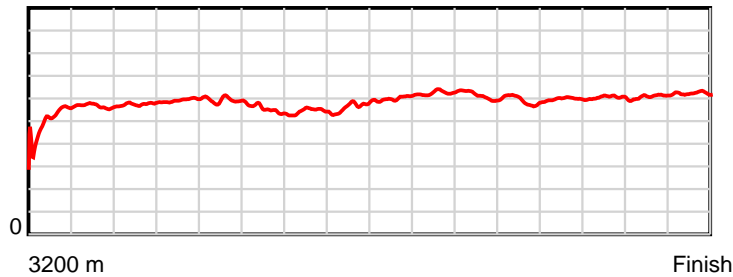
HRNZ and NZMTC and Thoroughbred Ratings Pty Ltd accepts no responsibility for the completeness or accuracy of any of the information contained herein, and makes no representations about its suitability for any particular purpose. Users should make their own judgements about those matters and/or seek independent advice. You assume all risks associated with use of the data provided on this page.

# Race Results

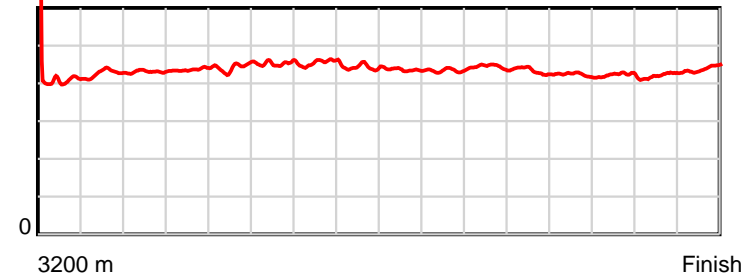
May 10, 2024, Race 7, HYDROFLOW NZ COUNTRY CHAMPIONSHIP FINAL (HCP PACE), Distance 3200m, Addington - Survey 3200m

| Result | TAB no. | Horse (Barrier)              | 2200m to     | 2000m to     | 1800m to     | 1600m to     | 1400m to     | 1200m to     | 1000m to    | 800m to     | 600m to     | 400m to     | 200m to   | Total or       | Margin |
|--------|---------|------------------------------|--------------|--------------|--------------|--------------|--------------|--------------|-------------|-------------|-------------|-------------|-----------|----------------|--------|
| 9th    | 4       | <b>Boudica (10)</b>          | <b>2000m</b> | <b>1800m</b> | <b>1600m</b> | <b>1400m</b> | <b>1200m</b> | <b>1000m</b> | <b>800m</b> | <b>600m</b> | <b>400m</b> | <b>200m</b> | <b>WP</b> | <b>Average</b> |        |
|        |         | Position in running (margin) | 4(4.2)       | 5(6.5)       | 6(6.0)       | 9(7.8)       | 9(8.1)       | 9(7.6)       | 9(7.1)      | 9(8.2)      | 9(8.1)      | 10(7.2)     | 8(6.1)    |                | 5.30   |
|        |         | Sectional time (s)           | 16.53        | 16.67        | 15.77        | 14.55        | 13.83        | 14.55        | 14.70       | 14.06       | 14.00       | 13.83       | 14.22     |                |        |
|        |         | Cumulative time (s)          | 162.71       | 146.18       | 129.51       | 113.74       | 99.19        | 85.36        | 70.81       | 56.11       | 42.05       | 28.05       | 14.22     | 3:59.20        |        |
|        |         | Speed (m/s)                  | 12.10        | 12.00        | 12.68        | 13.75        | 14.46        | 13.75        | 13.61       | 14.22       | 14.29       | 14.46       | 14.06     | 13.38          |        |
|        |         | Stride length (m)            | 5.48         | 5.46         | 5.61         | 5.99         | 6.28         | 6.10         | 5.88        | 6.01        | 6.03        | 6.09        | 6.19      | 5.81           |        |
|        |         | Stride duration (s)          | 0.453        | 0.455        | 0.442        | 0.436        | 0.434        | 0.444        | 0.432       | 0.423       | 0.422       | 0.421       | 0.440     | 0.434          |        |
|        |         | Stride efficiency (%)        | 46.91        | 46.58        | 49.23        | 56.13        | 61.65        | 58.17        | 54.09       | 56.49       | 56.78       | 58.01       | 59.91     | 52.78          |        |
|        |         | Stride count                 | 36.50        | 36.63        | 35.63        | 33.37        | 31.84        | 32.78        | 34.00       | 33.26       | 33.18       | 32.83       | 32.30     | 550.61         |        |

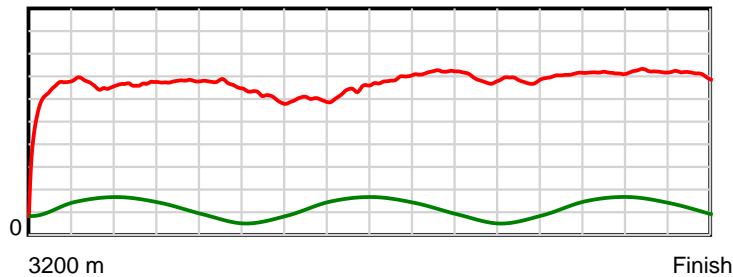
10 m Stride length



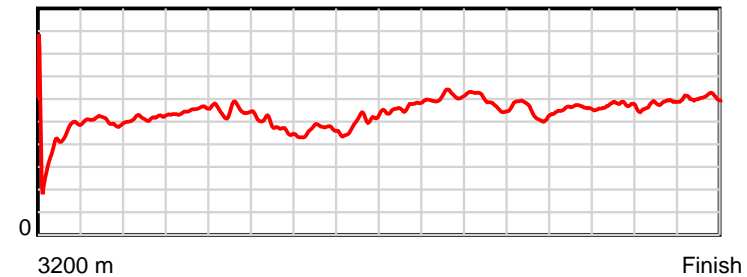
0.5 s Stride duration



20 m/sec Speed



100 % Stride efficiency



Note: Horizontal distance axis grid lines are 200m furlongs.

**Disclaimer.**

HRNZ and NZMTC and Thoroughbred Ratings Pty Ltd accepts no responsibility for the completeness or accuracy of any of the information contained herein, and makes no representations about its suitability for any particular purpose. Users should make their own judgements about those matters and/or seek independent advice. You assume all risks associated with use of the data provided on this page.



# Race Results



May 10, 2024, Race 7, HYDROFLOW NZ COUNTRY CHAMPIONSHIP FINAL (HCP PACE), Distance 3200m, Addington - Survey 3200m

| Result | TAB no. | Horse (Barrier)              | 3200 to      | 3000m to     | 2800m to     | 2600m to     | 2400m to     |
|--------|---------|------------------------------|--------------|--------------|--------------|--------------|--------------|
| 10th   | 12      | <b>Dashing Major (14)</b>    | <b>3000m</b> | <b>2800m</b> | <b>2600m</b> | <b>2400m</b> | <b>2200m</b> |
|        |         | Position in running (margin) | -            | 11(13.6)     | 7(13.5)      | 8(12.8)      | 8(9.3)       |
|        |         | Sectional time (s)           | 18.15        | 14.84        | 15.10        | 14.19        | 14.96        |
|        |         | Cumulative time (s)          | 239.21       | 221.06       | 206.22       | 191.12       | 176.93       |
|        |         | Speed (m/s)                  | 11.02        | 13.48        | 13.25        | 14.09        | 13.37        |
|        |         | Stride length (m)            | 5.28         | 6.16         | 6.15         | 6.53         | 6.28         |
|        |         | Stride duration (s)          | 0.436        | 0.457        | 0.464        | 0.463        | 0.470        |
|        |         | Stride efficiency (%)        | 43.57        | 59.27        | 59.01        | 66.67        | 61.60        |
|        |         | Stride count                 | 37.88        | 32.48        | 32.55        | 30.62        | 31.85        |

## Disclaimer.

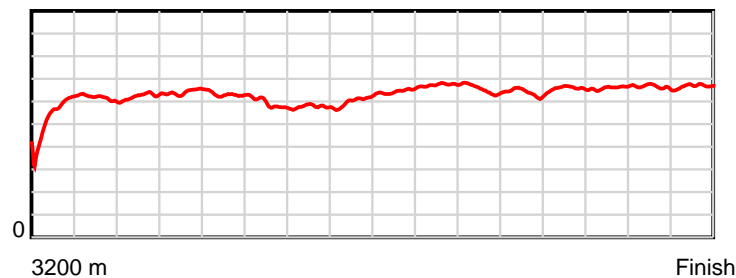
HRNZ and NZMTC and Thoroughbred Ratings Pty Ltd accepts no responsibility for the completeness or accuracy of any of the information contained herein, and makes no representations about its suitability for any particular purpose. Users should make their own judgements about those matters and/or seek independent advice. You assume all risks associated with use of the data provided on this page.

# Race Results

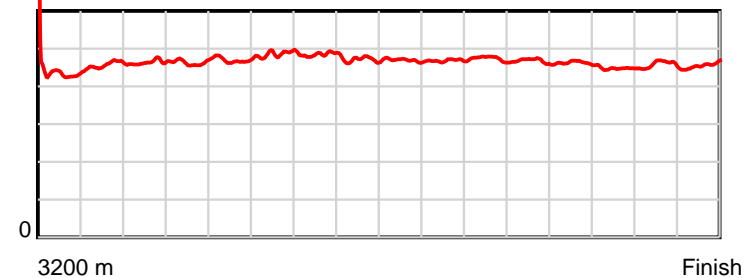
May 10, 2024, Race 7, HYDROFLOW NZ COUNTRY CHAMPIONSHIP FINAL (HCP PACE), Distance 3200m, Addington - Survey 3200m

| Result | TAB no. | Horse (Barrier)              | 2200m to     | 2000m to     | 1800m to     | 1600m to     | 1400m to     | 1200m to     | 1000m to    | 800m to     | 600m to     | 400m to     | 200m to   | Total or       | Margin |
|--------|---------|------------------------------|--------------|--------------|--------------|--------------|--------------|--------------|-------------|-------------|-------------|-------------|-----------|----------------|--------|
| 10th   | 12      | <b>Dashing Major (14)</b>    | <b>2000m</b> | <b>1800m</b> | <b>1600m</b> | <b>1400m</b> | <b>1200m</b> | <b>1000m</b> | <b>800m</b> | <b>600m</b> | <b>400m</b> | <b>200m</b> | <b>WP</b> | <b>Average</b> |        |
|        |         | Position in running (margin) | 8(8.5)       | 9(10.4)      | 12(10.1)     | 13(11.3)     | 13(11.9)     | 13(11.6)     | 14(11.5)    | 14(12.0)    | 14(11.5)    | 14(9.5)     | 14(9.4)   |                | 5.30   |
|        |         | Sectional time (s)           | 16.46        | 16.70        | 15.67        | 14.59        | 13.86        | 14.63        | 14.59       | 14.00       | 13.81       | 14.01       | 13.65     |                |        |
|        |         | Cumulative time (s)          | 161.97       | 145.51       | 128.81       | 113.14       | 98.55        | 84.69        | 70.06       | 55.47       | 41.47       | 27.66       | 13.65     | 3:59.21        |        |
|        |         | Speed (m/s)                  | 12.15        | 11.98        | 12.76        | 13.71        | 14.43        | 13.67        | 13.71       | 14.29       | 14.48       | 14.28       | 14.65     | 13.38          |        |
|        |         | Stride length (m)            | 5.91         | 5.80         | 6.00         | 6.43         | 6.76         | 6.47         | 6.40        | 6.61        | 6.48        | 6.53        | 6.71      | 6.26           |        |
|        |         | Stride duration (s)          | 0.486        | 0.485        | 0.471        | 0.469        | 0.468        | 0.474        | 0.467       | 0.462       | 0.448       | 0.457       | 0.458     | 0.468          |        |
|        |         | Stride efficiency (%)        | 54.56        | 52.60        | 56.35        | 64.68        | 71.41        | 65.49        | 64.00       | 68.20       | 65.72       | 66.60       | 70.30     | 61.18          |        |
|        |         | Stride count                 | 33.85        | 34.47        | 33.31        | 31.09        | 29.59        | 30.89        | 31.25       | 30.27       | 30.84       | 30.64       | 29.82     | 511.40         |        |

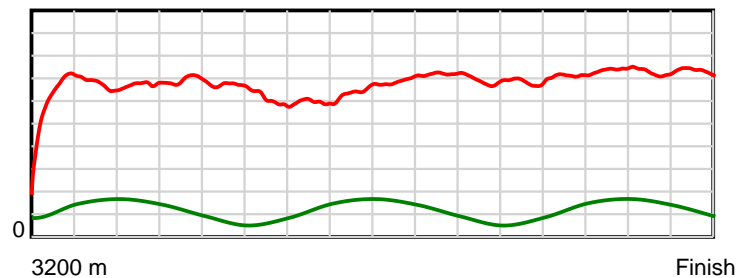
10 m Stride length



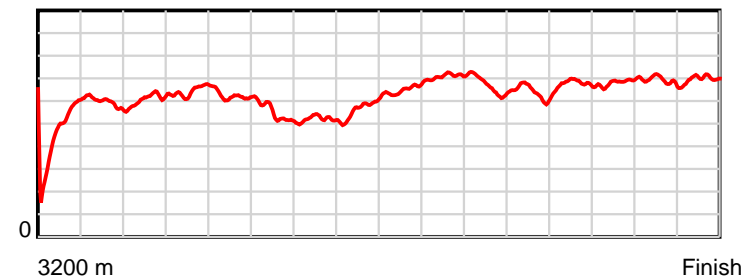
0.6 s Stride duration



20 m/sec Speed



100 % Stride efficiency



Note: Horizontal distance axis grid lines are 200m furlongs.

## Disclaimer.

HRNZ and NZMTC and Thoroughbred Ratings Pty Ltd accepts no responsibility for the completeness or accuracy of any of the information contained herein, and makes no representations about its suitability for any particular purpose. Users should make their own judgements about those matters and/or seek independent advice. You assume all risks associated with use of the data provided on this page.



# Race Results



May 10, 2024, Race 7, HYDROFLOW NZ COUNTRY CHAMPIONSHIP FINAL (HCP PACE), Distance 3200m, Addington - Survey 3200m

| Result | TAB no. | Horse (Barrier)              | 3200 to    | 3000m to | 2800m to | 2600m to | 2400m to |
|--------|---------|------------------------------|------------|----------|----------|----------|----------|
| 11th   | 8       | Here's Herbie (8)            | 3000m      | 2800m    | 2600m    | 2400m    | 2200m    |
|        |         | Position in running (margin) | -          | 8(9.9)   | 5(11.4)  | 5(10.9)  | 6(7.5)   |
|        |         | Sectional time (s)           | 17.46      | 15.09    | 15.12    | 14.21    | 14.95    |
|        |         | Cumulative time (s)          | 239.39     | 221.93   | 206.84   | 191.72   | 177.51   |
|        |         | Speed (m/s)                  | 11.45      | 13.25    | 13.23    | 14.07    | 13.38    |
|        |         | Stride length (m)            | 964.05     | 21.49    | 19.79    | 24.46    | 21.61    |
|        |         | Stride duration (s)          | 75.485     | 1.621    | 1.496    | 1.738    | 1.615    |
|        |         | Stride efficiency (%)        | 1452320.38 | 721.52   | 611.78   | 935.27   | 729.57   |
|        |         | Stride count                 | 0.21       | 9.31     | 10.11    | 8.18     | 9.26     |

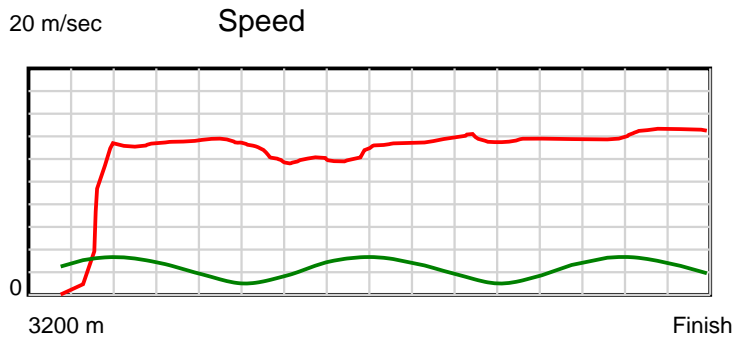
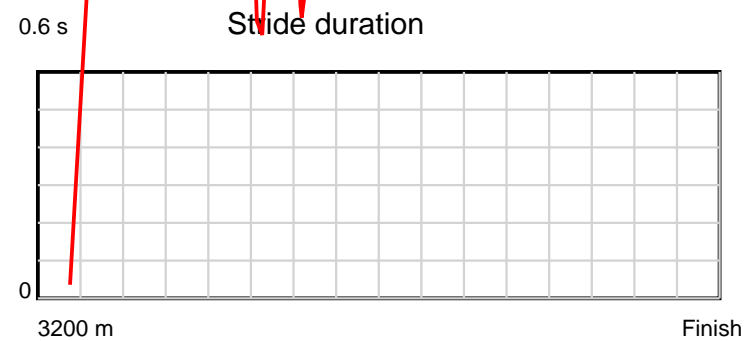
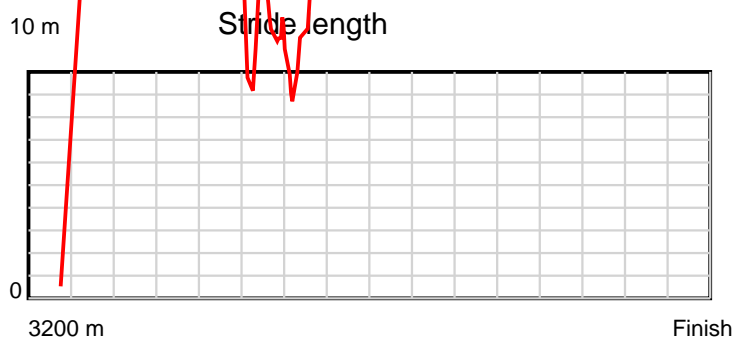
## Disclaimer.

HRNZ and NZMTC and Thoroughbred Ratings Pty Ltd accepts no responsibility for the completeness or accuracy of any of the information contained herein, and makes no representations about its suitability for any particular purpose. Users should make their own judgements about those matters and/or seek independent advice. You assume all risks associated with use of the data provided on this page.

# Race Results

May 10, 2024, Race 7, HYDROFLOW NZ COUNTRY CHAMPIONSHIP FINAL (HCP PACE), Distance 3200m, Addington - Survey 3200m

| Result | TAB no. | Horse (Barrier)              | 2200m to | 2000m to | 1800m to | 1600m to | 1400m to | 1200m to | 1000m to | 800m to  | 600m to  | 400m to | 200m to | Total or | Margin |
|--------|---------|------------------------------|----------|----------|----------|----------|----------|----------|----------|----------|----------|---------|---------|----------|--------|
| 11th   | 8       | Here's Herbie (8)            | 2000m    | 1800m    | 1600m    | 1400m    | 1200m    | 1000m    | 800m     | 600m     | 400m     | 200m    | WP      | Average  |        |
|        |         | Position in running (margin) | 6(6.6)   | 7(8.0)   | 9(8.1)   | 11(9.6)  | 11(10.3) | 11(9.9)  | 11(9.7)  | 11(10.1) | 12(9.7)  | 13(9.4) | 10(7.7) |          | 6.30   |
|        |         | Sectional time (s)           | 16.38    | 16.77    | 15.72    | 14.60    | 13.84    | 14.61    | 14.58    | 14.02    | 14.11    | 13.72   | 14.21   |          |        |
|        |         | Cumulative time (s)          | 162.56   | 146.18   | 129.41   | 113.69   | 99.09    | 85.25    | 70.64    | 56.06    | 42.04    | 27.93   | 14.21   | 3:59.39  |        |
|        |         | Speed (m/s)                  | 12.21    | 11.93    | 12.72    | 13.70    | 14.45    | 13.69    | 13.72    | 14.27    | 14.17    | 14.58   | 14.07   | 13.37    |        |
|        |         | Stride length (m)            | 7.98     | 8.90     | 11.98    | 11.15    | 30.71    | 14.01    | 18.78    | 103.19   | 107.95   | 9.25    | 21.91   | 17.28    |        |
|        |         | Stride duration (s)          | 0.653    | 0.747    | 0.942    | 0.814    | 2.125    | 1.024    | 1.369    | 7.232    | 7.614    | 0.635   | 1.557   | 1.292    |        |
|        |         | Stride efficiency (%)        | 99.41    | 123.89   | 224.30   | 194.26   | 1473.46  | 306.74   | 550.92   | 16638.15 | 18208.51 | 133.76  | 750.46  | 466.43   |        |
|        |         | Stride count                 | 25.08    | 22.46    | 16.69    | 17.94    | 6.51     | 14.28    | 10.65    | 1.94     | 1.85     | 21.62   | 9.13    | 185.22   |        |



Note: Horizontal distance axis grid lines are 200m furlongs.

### Disclaimer.

HRNZ and NZMTC and Thoroughbred Ratings Pty Ltd accepts no responsibility for the completeness or accuracy of any of the information contained herein, and makes no representations about its suitability for any particular purpose. Users should make their own judgements about those matters and/or seek independent advice. You assume all risks associated with use of the data provided on this page.



# Race Results



May 10, 2024, Race 7, HYDROFLOW NZ COUNTRY CHAMPIONSHIP FINAL (HCP PACE), Distance 3200m, Addington - Survey 3200m

| Result | TAB no. | Horse (Barrier)              | 3200 to | 3000m to | 2800m to | 2600m to | 2400m to |
|--------|---------|------------------------------|---------|----------|----------|----------|----------|
| 12th   | 3       | Warloch (7)                  | 3000m   | 2800m    | 2600m    | 2400m    | 2200m    |
|        |         | Position in running (margin) | -       | 9(11.4)  | 10(15.3) | 10(15.6) | 10(12.0) |
|        |         | Sectional time (s)           | 17.68   | 15.49    | 15.26    | 14.19    | 14.94    |
|        |         | Cumulative time (s)          | 239.43  | 221.75   | 206.26   | 191.00   | 176.81   |
|        |         | Speed (m/s)                  | 11.31   | 12.91    | 13.11    | 14.09    | 13.39    |
|        |         | Stride length (m)            | 4.70    | 5.84     | 5.92     | 6.36     | 6.08     |
|        |         | Stride duration (s)          | 0.413   | 0.453    | 0.452    | 0.451    | 0.454    |
|        |         | Stride efficiency (%)        | 34.56   | 53.37    | 54.76    | 63.13    | 57.68    |
|        |         | Stride count                 | 42.53   | 34.22    | 33.78    | 31.47    | 32.92    |

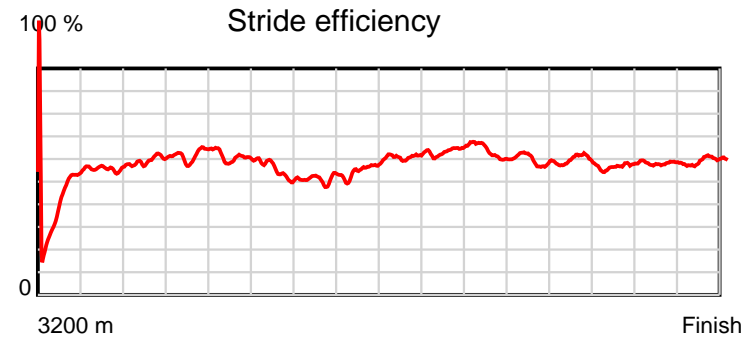
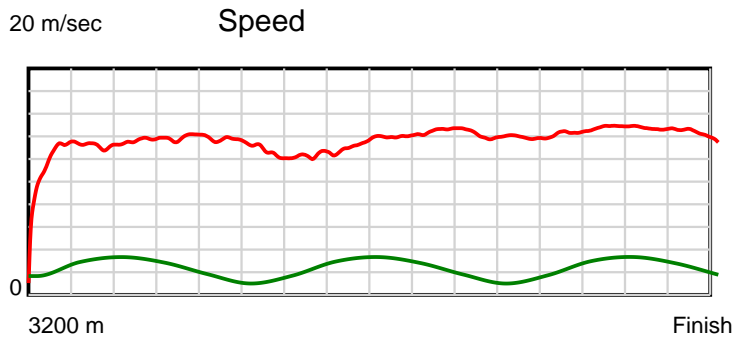
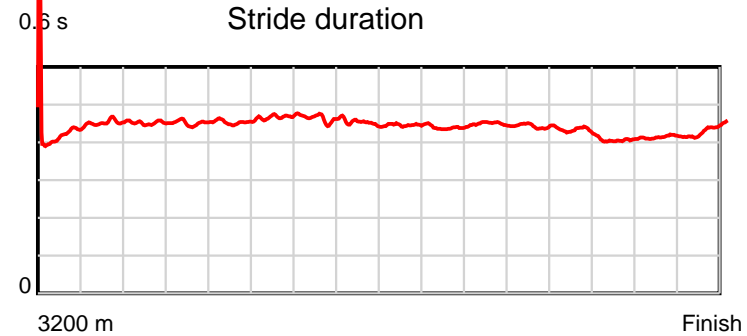
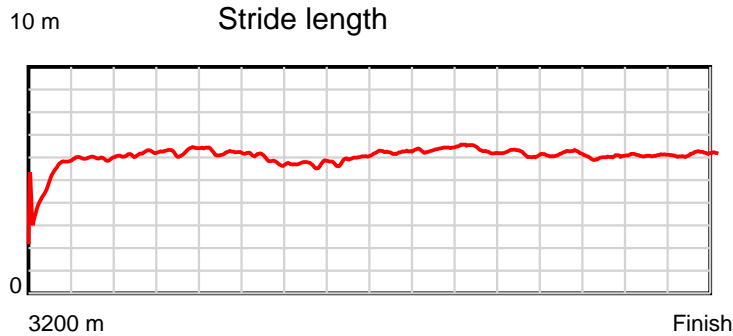
## Disclaimer.

HRNZ and NZMTC and Thoroughbred Ratings Pty Ltd accepts no responsibility for the completeness or accuracy of any of the information contained herein, and makes no representations about its suitability for any particular purpose. Users should make their own judgements about those matters and/or seek independent advice. You assume all risks associated with use of the data provided on this page.

# Race Results

May 10, 2024, Race 7, HYDROFLOW NZ COUNTRY CHAMPIONSHIP FINAL (HCP PACE), Distance 3200m, Addington - Survey 3200m

| Result | TAB no. | Horse (Barrier)              | 2200m to | 2000m to | 1800m to | 1600m to | 1400m to | 1200m to | 1000m to | 800m to | 600m to | 400m to | 200m to | Total or | Margin |
|--------|---------|------------------------------|----------|----------|----------|----------|----------|----------|----------|---------|---------|---------|---------|----------|--------|
| 12th   | 3       | Warloch (7)                  | 2000m    | 1800m    | 1600m    | 1400m    | 1200m    | 1000m    | 800m     | 600m    | 400m    | 200m    | WP      | Average  |        |
|        |         | Position in running (margin) | 10(11.1) | 10(11.5) | 11(8.5)  | 10(8.1)  | 10(8.9)  | 10(8.2)  | 10(7.8)  | 10(8.7) | 11(8.3) | 9(6.7)  | 9(7.0)  |          | 6.50   |
|        |         | Sectional time (s)           | 16.20    | 16.27    | 15.41    | 14.61    | 13.80    | 14.57    | 14.66    | 14.01   | 13.88   | 14.07   | 14.39   |          |        |
|        |         | Cumulative time (s)          | 161.87   | 145.67   | 129.40   | 113.99   | 99.38    | 85.58    | 71.01    | 56.35   | 42.34   | 28.46   | 14.39   | 3:59.43  |        |
|        |         | Speed (m/s)                  | 12.35    | 12.29    | 12.98    | 13.69    | 14.49    | 13.73    | 13.64    | 14.28   | 14.41   | 14.21   | 13.90   | 13.37    |        |
|        |         | Stride length (m)            | 5.78     | 5.70     | 5.85     | 6.11     | 6.35     | 6.16     | 6.04     | 6.13    | 5.85    | 5.89    | 6.06    | 5.90     |        |
|        |         | Stride duration (s)          | 0.468    | 0.464    | 0.451    | 0.446    | 0.438    | 0.449    | 0.443    | 0.429   | 0.406   | 0.414   | 0.436   | 0.441    |        |
|        |         | Stride efficiency (%)        | 52.25    | 50.74    | 53.48    | 58.35    | 62.97    | 59.35    | 56.97    | 58.72   | 53.41   | 54.24   | 57.43   | 54.39    |        |
|        |         | Stride count                 | 34.59    | 35.10    | 34.19    | 32.73    | 31.51    | 32.45    | 33.12    | 32.63   | 34.21   | 33.95   | 32.99   | 542.39   |        |



Note: Horizontal distance axis grid lines are 200m furlongs.

#### Disclaimer.

HRNZ and NZMTC and Thoroughbred Ratings Pty Ltd accepts no responsibility for the completeness or accuracy of any of the information contained herein, and makes no representations about its suitability for any particular purpose. Users should make their own judgements about those matters and/or seek independent advice. You assume all risks associated with use of the data provided on this page.



# Race Results



May 10, 2024, Race 7, HYDROFLOW NZ COUNTRY CHAMPIONSHIP FINAL (HCP PACE), Distance 3200m, Addington - Survey 3200m

| Result | TAB no. | Horse (Barrier)              | 3200 to      | 3000m to     | 2800m to     | 2600m to     | 2400m to     |
|--------|---------|------------------------------|--------------|--------------|--------------|--------------|--------------|
| 13th   | 13      | <b>Franco Indie (1)</b>      | <b>3000m</b> | <b>2800m</b> | <b>2600m</b> | <b>2400m</b> | <b>2200m</b> |
|        |         | Position in running (margin) | -            | 13(15.5)     | 13(21.0)     | 13(21.4)     | 13(18.3)     |
|        |         | Sectional time (s)           | 18.42        | 15.77        | 15.26        | 14.28        | 14.95        |
|        |         | Cumulative time (s)          | 239.65       | 221.23       | 205.46       | 190.20       | 175.92       |
|        |         | Speed (m/s)                  | 10.86        | 12.68        | 13.11        | 14.01        | 13.38        |
|        |         | Stride length (m)            | 5.89         | 6.00         | 6.17         | 6.62         | 6.33         |
|        |         | Stride duration (s)          | 0.449        | 0.473        | 0.471        | 0.472        | 0.473        |
|        |         | Stride efficiency (%)        | 54.19        | 56.28        | 59.57        | 68.46        | 62.58        |
|        |         | Stride count                 | 33.96        | 33.33        | 32.39        | 30.22        | 31.60        |

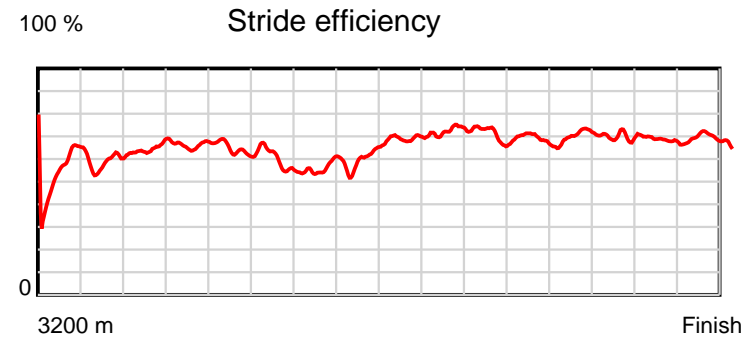
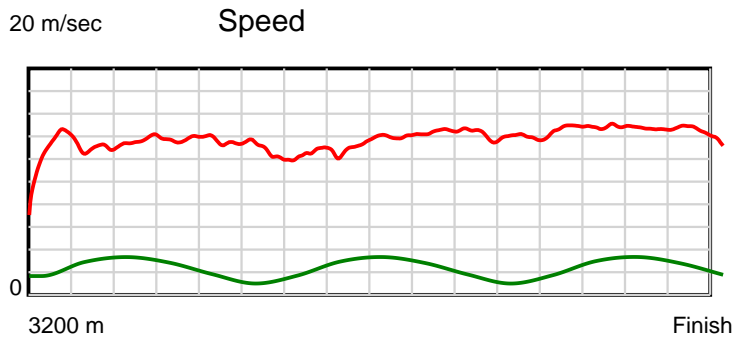
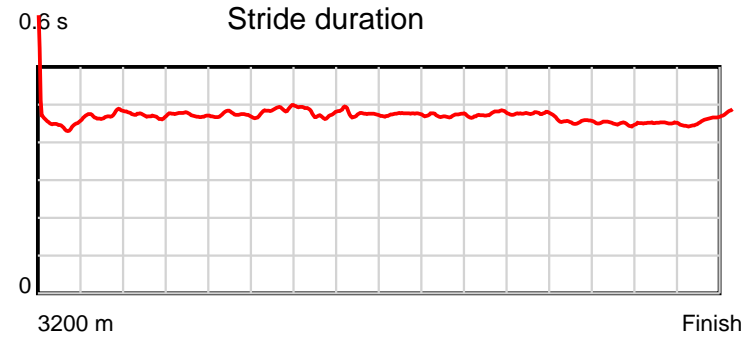
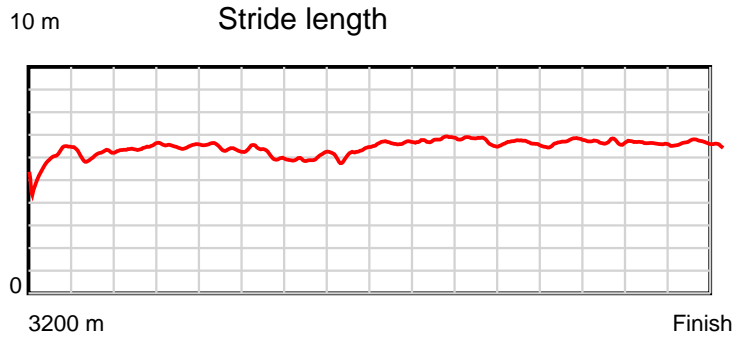
## Disclaimer.

HRNZ and NZMTC and Thoroughbred Ratings Pty Ltd accepts no responsibility for the completeness or accuracy of any of the information contained herein, and makes no representations about its suitability for any particular purpose. Users should make their own judgements about those matters and/or seek independent advice. You assume all risks associated with use of the data provided on this page.

# Race Results

May 10, 2024, Race 7, HYDROFLOW NZ COUNTRY CHAMPIONSHIP FINAL (HCP PACE), Distance 3200m, Addington - Survey 3200m

| Result | TAB no. | Horse (Barrier)              | 2200m to     | 2000m to     | 1800m to     | 1600m to     | 1400m to     | 1200m to     | 1000m to    | 800m to     | 600m to     | 400m to     | 200m to   | Total or       | Margin |
|--------|---------|------------------------------|--------------|--------------|--------------|--------------|--------------|--------------|-------------|-------------|-------------|-------------|-----------|----------------|--------|
| 13th   | 13      | <b>Franco Indie (1)</b>      | <b>2000m</b> | <b>1800m</b> | <b>1600m</b> | <b>1400m</b> | <b>1200m</b> | <b>1000m</b> | <b>800m</b> | <b>600m</b> | <b>400m</b> | <b>200m</b> | <b>WP</b> | <b>Average</b> |        |
|        |         | Position in running (margin) | 13(17.4)     | 13(17.2)     | 14(11.5)     | 14(12.3)     | 14(12.4)     | 14(11.8)     | 13(11.3)    | 13(11.9)    | 10(8.2)     | 11(7.3)     | 12(8.4)   |                | 7.70   |
|        |         | Sectional time (s)           | 16.09        | 15.81        | 15.61        | 14.51        | 13.81        | 14.56        | 14.61       | 13.46       | 14.00       | 14.20       | 14.31     |                |        |
|        |         | Cumulative time (s)          | 160.97       | 144.88       | 129.07       | 113.46       | 98.95        | 85.14        | 70.58       | 55.97       | 42.51       | 28.51       | 14.31     | 3:59.65        |        |
|        |         | Speed (m/s)                  | 12.43        | 12.65        | 12.81        | 13.78        | 14.48        | 13.74        | 13.69       | 14.86       | 14.29       | 14.08       | 13.98     | 13.35          |        |
|        |         | Stride length (m)            | 6.07         | 6.04         | 6.08         | 6.55         | 6.81         | 6.54         | 6.48        | 6.75        | 6.42        | 6.32        | 6.55      | 6.34           |        |
|        |         | Stride duration (s)          | 0.488        | 0.477        | 0.475        | 0.475        | 0.470        | 0.476        | 0.473       | 0.454       | 0.449       | 0.449       | 0.469     | 0.475          |        |
|        |         | Stride efficiency (%)        | 57.58        | 56.99        | 57.84        | 67.09        | 72.57        | 66.83        | 65.58       | 71.20       | 64.44       | 62.50       | 67.02     | 62.82          |        |
|        |         | Stride count                 | 32.95        | 33.12        | 32.87        | 30.52        | 29.35        | 30.58        | 30.87       | 29.63       | 31.15       | 31.62       | 30.54     | 504.70         |        |



Note: Horizontal distance axis grid lines are 200m furlongs.

**Disclaimer.**

HRNZ and NZMTC and Thoroughbred Ratings Pty Ltd accepts no responsibility for the completeness or accuracy of any of the information contained herein, and makes no representations about its suitability for any particular purpose. Users should make their own judgements about those matters and/or seek independent advice. You assume all risks associated with use of the data provided on this page.



# Race Results



May 10, 2024, Race 7, HYDROFLOW NZ COUNTRY CHAMPIONSHIP FINAL (HCP PACE), Distance 3200m, Addington - Survey 3200m

| Result | TAB no. | Horse (Barrier)              | 3200 to      | 3000m to     | 2800m to     | 2600m to     | 2400m to     |
|--------|---------|------------------------------|--------------|--------------|--------------|--------------|--------------|
| 14th   | 9       | <b>Got You Covere... (9)</b> | <b>3000m</b> | <b>2800m</b> | <b>2600m</b> | <b>2400m</b> | <b>2200m</b> |
|        |         | Position in running (margin) | -            | 7(9.9)       | 9(14.2)      | 6(11.6)      | 5(6.4)       |
|        |         | Sectional time (s)           | 17.56        | 15.57        | 14.77        | 13.92        | 14.91        |
|        |         | Cumulative time (s)          | 239.90       | 222.34       | 206.77       | 192.00       | 178.08       |
|        |         | Speed (m/s)                  | 11.39        | 12.85        | 13.54        | 14.37        | 13.41        |
|        |         | Stride length (m)            | 5.44         | 5.66         | 5.91         | 6.40         | 6.05         |
|        |         | Stride duration (s)          | 0.439        | 0.441        | 0.437        | 0.446        | 0.451        |
|        |         | Stride efficiency (%)        | 46.23        | 50.15        | 54.64        | 64.02        | 57.14        |
|        |         | Stride count                 | 36.77        | 35.31        | 33.82        | 31.25        | 33.07        |

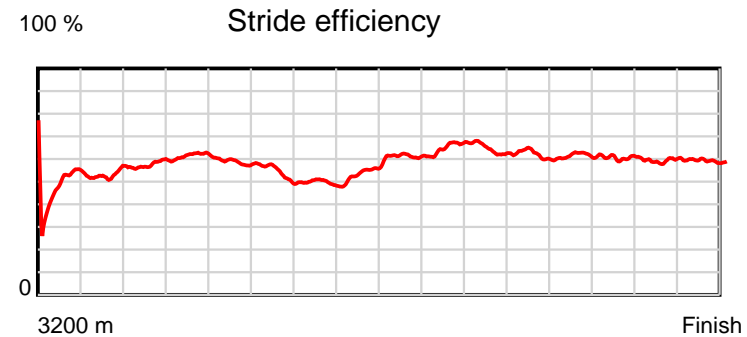
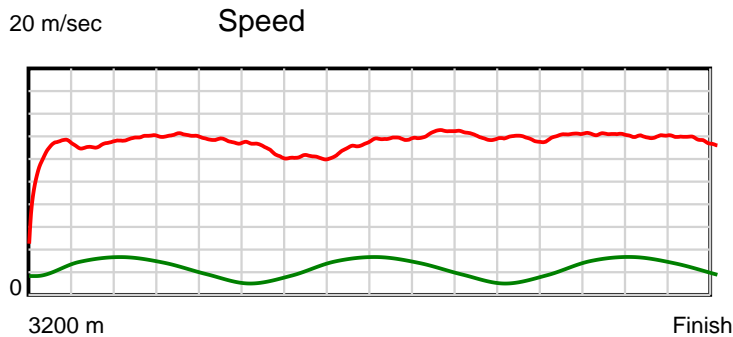
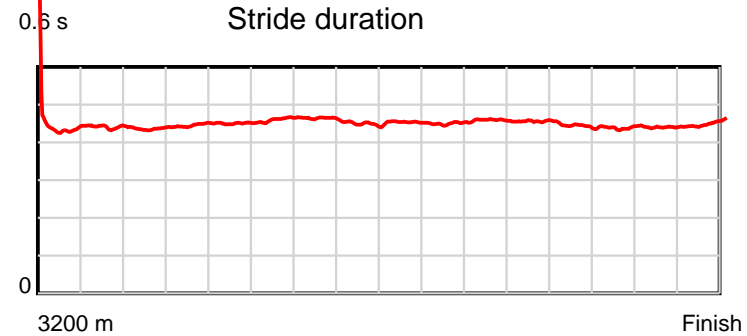
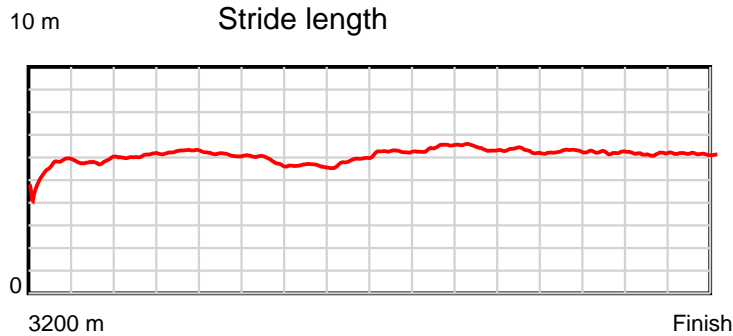
## Disclaimer.

HRNZ and NZMTC and Thoroughbred Ratings Pty Ltd accepts no responsibility for the completeness or accuracy of any of the information contained herein, and makes no representations about its suitability for any particular purpose. Users should make their own judgements about those matters and/or seek independent advice. You assume all risks associated with use of the data provided on this page.

# Race Results

May 10, 2024, Race 7, HYDROFLOW NZ COUNTRY CHAMPIONSHIP FINAL (HCP PACE), Distance 3200m, Addington - Survey 3200m

| Result | TAB no. | Horse (Barrier)              | 2200m to | 2000m to | 1800m to | 1600m to | 1400m to | 1200m to | 1000m to | 800m to | 600m to | 400m to | 200m to | Total or | Margin |
|--------|---------|------------------------------|----------|----------|----------|----------|----------|----------|----------|---------|---------|---------|---------|----------|--------|
| 14th   | 9       | Got You Cover... (9)         | 2000m    | 1800m    | 1600m    | 1400m    | 1200m    | 1000m    | 800m     | 600m    | 400m    | 200m    | WP      | Average  |        |
|        |         | Position in running (margin) | 5(5.3)   | 4(5.4)   | 4(4.2)   | 6(4.9)   | 7(5.5)   | 6(4.9)   | 6(4.0)   | 6(5.3)  | 6(5.1)  | 8(6.0)  | 11(8.1) |          | 9.00   |
|        |         | Sectional time (s)           | 16.16    | 16.57    | 15.59    | 14.58    | 13.81    | 14.48    | 14.74    | 14.05   | 14.30   | 14.35   | 14.54   |          |        |
|        |         | Cumulative time (s)          | 163.17   | 147.01   | 130.44   | 114.85   | 100.27   | 86.46    | 71.98    | 57.24   | 43.19   | 28.89   | 14.54   | 3:59.90  |        |
|        |         | Speed (m/s)                  | 12.38    | 12.07    | 12.83    | 13.72    | 14.48    | 13.81    | 13.57    | 14.23   | 13.99   | 13.94   | 13.76   | 13.34    |        |
|        |         | Stride length (m)            | 5.70     | 5.59     | 5.77     | 6.23     | 6.52     | 6.34     | 6.19     | 6.31    | 6.14    | 6.13    | 6.21    | 6.02     |        |
|        |         | Stride duration (s)          | 0.461    | 0.463    | 0.449    | 0.454    | 0.450    | 0.459    | 0.456    | 0.443   | 0.439   | 0.440   | 0.451   | 0.451    |        |
|        |         | Stride efficiency (%)        | 50.83    | 48.88    | 51.94    | 60.57    | 66.40    | 62.80    | 59.79    | 62.22   | 58.96   | 58.79   | 60.29   | 56.65    |        |
|        |         | Stride count                 | 35.07    | 35.76    | 34.69    | 32.12    | 30.68    | 31.55    | 32.33    | 31.69   | 32.56   | 32.61   | 32.20   | 531.48   |        |



Note: Horizontal distance axis grid lines are 200m furlongs.

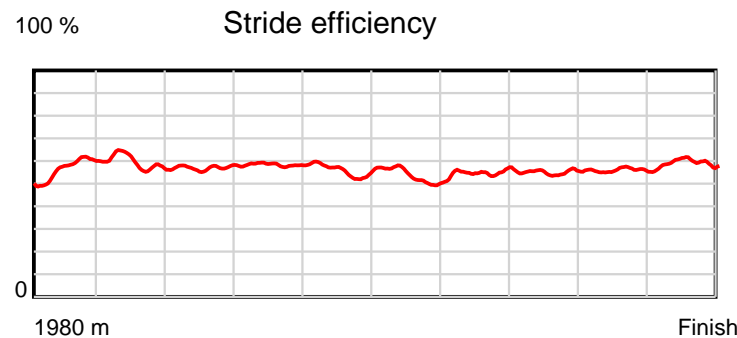
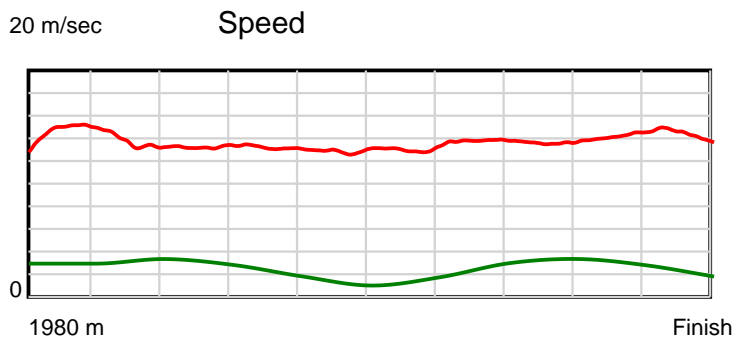
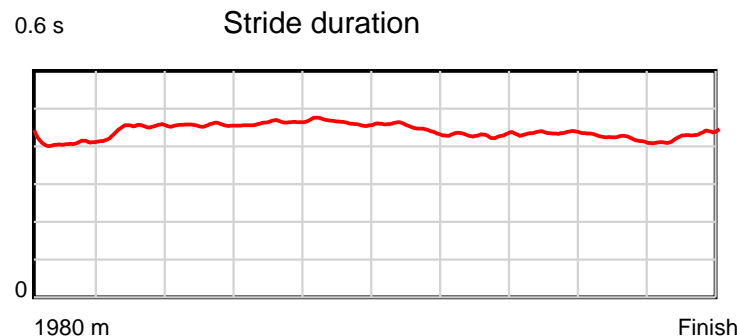
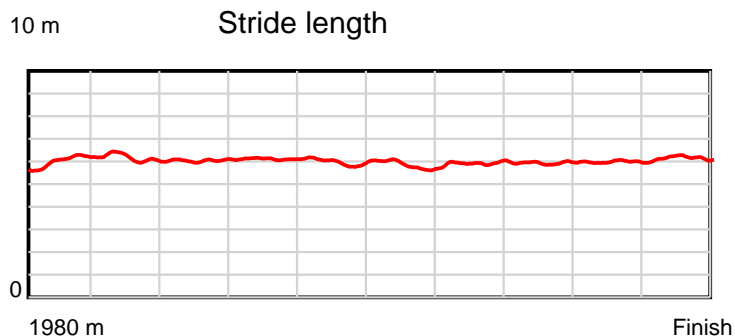
#### Disclaimer.

HRNZ and NZMTC and Thoroughbred Ratings Pty Ltd accepts no responsibility for the completeness or accuracy of any of the information contained herein, and makes no representations about its suitability for any particular purpose. Users should make their own judgements about those matters and/or seek independent advice. You assume all risks associated with use of the data provided on this page.

# Race Results

May 10, 2024, Race 8, HARAS des TROTTEURS HEATHER WILLIAMS MEMORIAL (MOBILE TROT), Distance 1980m, Addington - Survey 1980m

| Result | TAB no. | Horse (Barrier)              | 1980 to      | 1800m to     | 1600m to     | 1400m to     | 1200m to     | 1000m to    | 800m to     | 600m to     | 400m to     | 200m to   | Total or       | Margin |
|--------|---------|------------------------------|--------------|--------------|--------------|--------------|--------------|-------------|-------------|-------------|-------------|-----------|----------------|--------|
| 1st    | 7       | <b>Galway Girl (7)</b>       | <b>1800m</b> | <b>1600m</b> | <b>1400m</b> | <b>1200m</b> | <b>1000m</b> | <b>800m</b> | <b>600m</b> | <b>400m</b> | <b>200m</b> | <b>WP</b> | <b>Average</b> |        |
|        |         | Position in running (margin) | -            | 2(0.8)       | 1(0.0)       | 1(0.0)       | 1(0.0)       | 1(0.0)      | 1(0.0)      | 1(0.0)      | 1(0.0)      | 1(0.0)    |                | 0.00   |
|        |         | Sectional time (s)           | 12.59        | 14.86        | 15.32        | 15.26        | 16.00        | 15.74       | 14.55       | 14.90       | 14.16       | 14.18     |                |        |
|        |         | Cumulative time (s)          | 147.56       | 134.97       | 120.11       | 104.79       | 89.53        | 73.53       | 57.79       | 43.24       | 28.34       | 14.18     | 2:27.56        |        |
|        |         | Speed (m/s)                  | 14.30        | 13.46        | 13.05        | 13.11        | 12.50        | 12.71       | 13.75       | 13.42       | 14.12       | 14.10     | 13.42          |        |
|        |         | Stride length (m)            | 5.93         | 6.02         | 5.96         | 6.07         | 5.80         | 5.69        | 5.91        | 5.85        | 5.95        | 6.06      | 5.92           |        |
|        |         | Stride duration (s)          | 0.408        | 0.448        | 0.456        | 0.463        | 0.464        | 0.447       | 0.430       | 0.435       | 0.421       | 0.430     | 0.441          |        |
|        |         | Stride efficiency (%)        | 54.98        | 56.69        | 55.51        | 57.52        | 52.53        | 50.51       | 54.63       | 53.41       | 55.25       | 57.37     | 54.78          |        |
|        |         | Stride count                 | 30.35        | 33.20        | 33.56        | 32.97        | 34.49        | 35.18       | 33.82       | 34.21       | 33.64       | 33.01     | 334.43         |        |



Note: Horizontal distance axis grid lines are 200m furlongs.

#### Disclaimer.

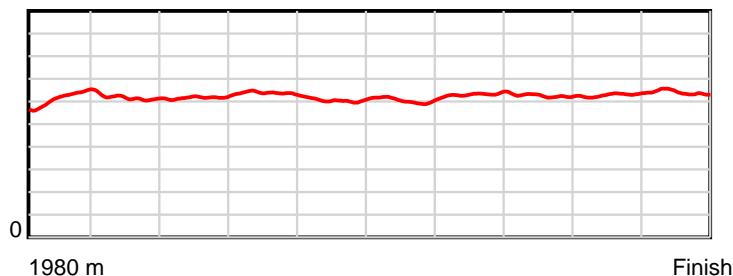
HRNZ and NZMTC and Thoroughbred Ratings Pty Ltd accepts no responsibility for the completeness or accuracy of any of the information contained herein, and makes no representations about its suitability for any particular purpose. Users should make their own judgements about those matters and/or seek independent advice. You assume all risks associated with use of the data provided on this page.

# Race Results

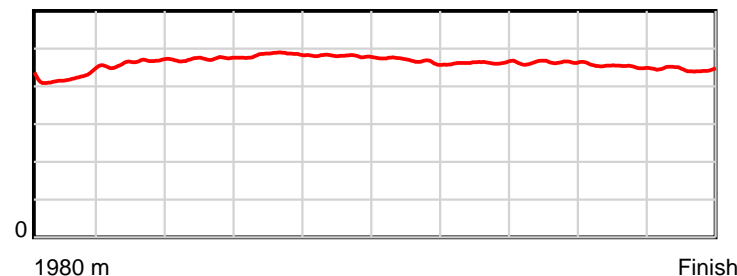
May 10, 2024, Race 8, HARAS des TROTTEURS HEATHER WILLIAMS MEMORIAL (MOBILE TROT), Distance 1980m, Addington - Survey 1980m

| Result | TAB no. | Horse (Barrier)              | 1980 to | 1800m to | 1600m to | 1400m to | 1200m to | 1000m to | 800m to | 600m to | 400m to | 200m to | Total or | Margin |
|--------|---------|------------------------------|---------|----------|----------|----------|----------|----------|---------|---------|---------|---------|----------|--------|
| 2nd    | 4       | Miss Yo (4)                  | 1800m   | 1600m    | 1400m    | 1200m    | 1000m    | 800m     | 600m    | 400m    | 200m    | WP      | Average  |        |
|        |         | Position in running (margin) | -       | 3(1.1)   | 2(1.9)   | 2(1.5)   | 2(2.3)   | 2(1.3)   | 2(0.4)  | 2(1.0)  | 3(1.3)  | 2(2.3)  |          | 1.30   |
|        |         | Sectional time (s)           | 12.67   | 15.14    | 15.24    | 15.40    | 15.83    | 15.59    | 14.65   | 14.95   | 14.33   | 14.02   |          |        |
|        |         | Cumulative time (s)          | 147.82  | 135.15   | 120.01   | 104.77   | 89.37    | 73.54    | 57.95   | 43.30   | 28.35   | 14.02   | 2:27.82  |        |
|        |         | Speed (m/s)                  | 14.21   | 13.21    | 13.12    | 12.99    | 12.63    | 12.83    | 13.65   | 13.38   | 13.96   | 14.27   | 13.39    |        |
|        |         | Stride length (m)            | 6.13    | 6.12     | 6.20     | 6.29     | 6.07     | 6.00     | 6.32    | 6.20    | 6.32    | 6.35    | 6.20     |        |
|        |         | Stride duration (s)          | 0.424   | 0.463    | 0.473    | 0.484    | 0.480    | 0.468    | 0.463   | 0.463   | 0.453   | 0.445   | 0.463    |        |
|        |         | Stride efficiency (%)        | 58.67   | 58.60    | 60.11    | 61.76    | 57.51    | 56.33    | 62.42   | 60.06   | 62.35   | 62.98   | 60.04    |        |
|        |         | Stride count                 | 29.38   | 32.66    | 32.25    | 31.81    | 32.97    | 33.31    | 31.64   | 32.26   | 31.66   | 31.50   | 319.44   |        |

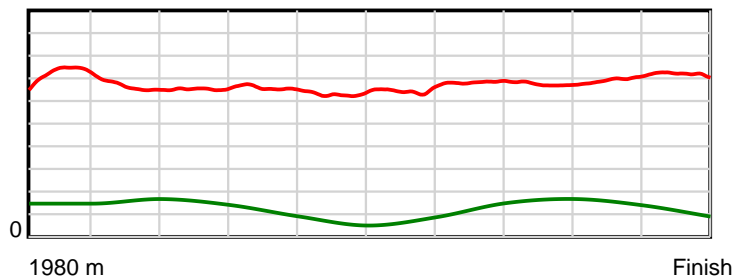
10 m Stride length



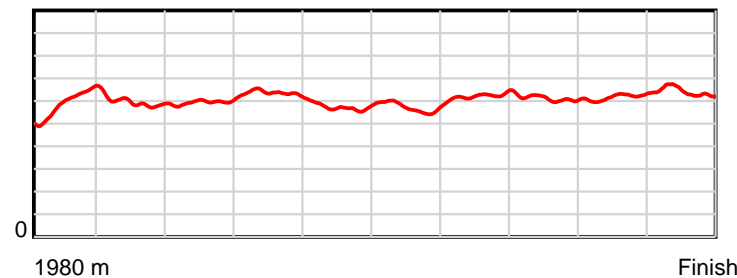
0.6 s Stride duration



20 m/sec Speed



100 % Stride efficiency



Note: Horizontal distance axis grid lines are 200m furlongs.

**Disclaimer.**

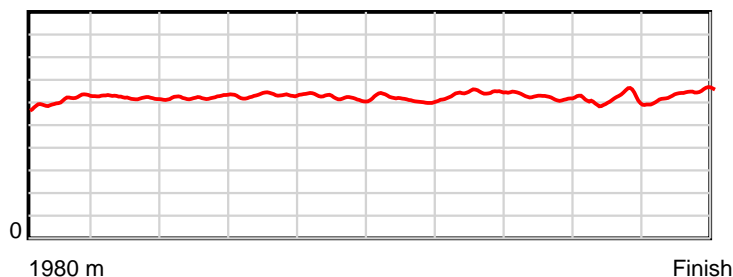
HRNZ and NZMTC and Thoroughbred Ratings Pty Ltd accepts no responsibility for the completeness or accuracy of any of the information contained herein, and makes no representations about its suitability for any particular purpose. Users should make their own judgements about those matters and/or seek independent advice. You assume all risks associated with use of the data provided on this page.

# Race Results

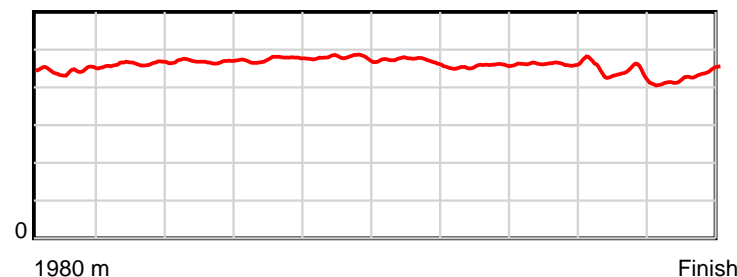
May 10, 2024, Race 8, HARAS des TROTTEURS HEATHER WILLIAMS MEMORIAL (MOBILE TROT), Distance 1980m, Addington - Survey 1980m

| Result | TAB no. | Horse (Barrier)              | 1980 to      | 1800m to     | 1600m to     | 1400m to     | 1200m to     | 1000m to    | 800m to     | 600m to     | 400m to     | 200m to   | Total or       | Margin |
|--------|---------|------------------------------|--------------|--------------|--------------|--------------|--------------|-------------|-------------|-------------|-------------|-----------|----------------|--------|
| 3rd    | 10      | <b>Julie Jaccka (10)</b>     | <b>1800m</b> | <b>1600m</b> | <b>1400m</b> | <b>1200m</b> | <b>1000m</b> | <b>800m</b> | <b>600m</b> | <b>400m</b> | <b>200m</b> | <b>WP</b> | <b>Average</b> |        |
|        |         | Position in running (margin) | -            | 11(9.4)      | 8(10.1)      | 8(9.2)       | 8(8.6)       | 7(6.4)      | 7(5.1)      | 6(4.5)      | 7(6.3)      | 6(7.2)    |                | 3.10   |
|        |         | Sectional time (s)           | 14.15        | 15.12        | 15.17        | 15.15        | 15.65        | 15.53       | 14.44       | 15.19       | 14.31       | 13.44     |                |        |
|        |         | Cumulative time (s)          | 148.15       | 134.00       | 118.88       | 103.71       | 88.56        | 72.91       | 57.38       | 42.94       | 27.75       | 13.44     | 2:28.15        |        |
|        |         | Speed (m/s)                  | 12.72        | 13.23        | 13.18        | 13.20        | 12.78        | 12.88       | 13.85       | 13.17       | 13.98       | 14.88     | 13.36          |        |
|        |         | Stride length (m)            | 5.97         | 6.12         | 6.18         | 6.27         | 6.11         | 6.06        | 6.33        | 6.11        | 6.08        | 6.43      | 6.17           |        |
|        |         | Stride duration (s)          | 0.445        | 0.463        | 0.469        | 0.475        | 0.478        | 0.470       | 0.457       | 0.464       | 0.435       | 0.432     | 0.461          |        |
|        |         | Stride efficiency (%)        | 55.75        | 58.48        | 59.75        | 61.38        | 58.41        | 57.37       | 62.54       | 58.43       | 57.83       | 64.70     | 59.43          |        |
|        |         | Stride count                 | 30.13        | 32.69        | 32.34        | 31.91        | 32.71        | 33.01       | 31.61       | 32.71       | 32.88       | 31.08     | 321.07         |        |

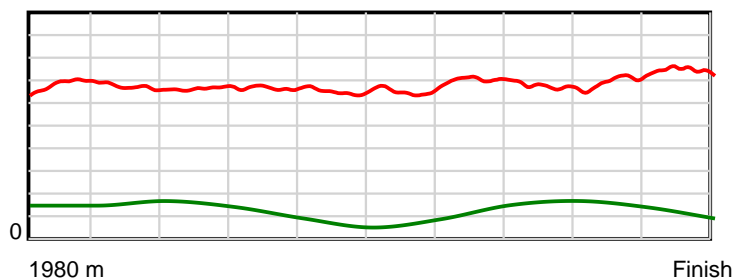
10 m Stride length



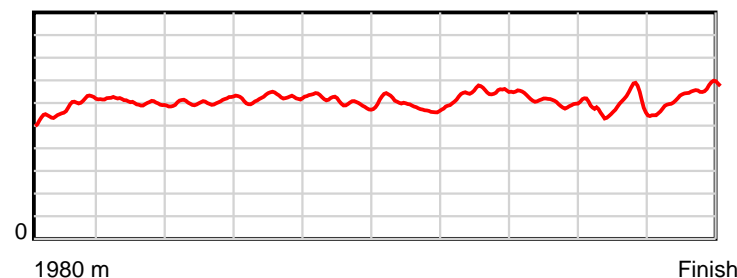
0.6 s Stride duration



20 m/sec Speed



100 % Stride efficiency



Note: Horizontal distance axis grid lines are 200m furlongs.

## Disclaimer.

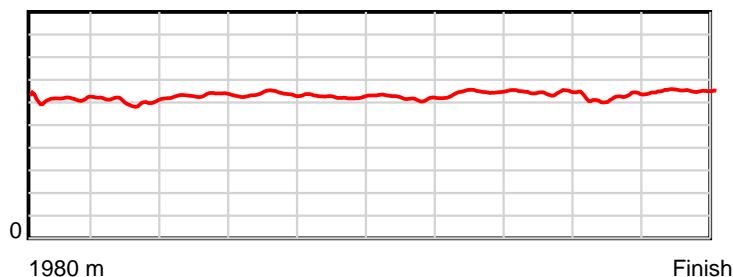
HRNZ and NZMTC and Thoroughbred Ratings Pty Ltd accepts no responsibility for the completeness or accuracy of any of the information contained herein, and makes no representations about its suitability for any particular purpose. Users should make their own judgements about those matters and/or seek independent advice. You assume all risks associated with use of the data provided on this page.

# Race Results

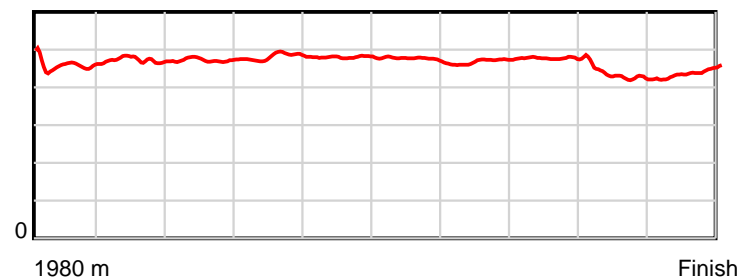
May 10, 2024, Race 8, HARAS des TROTTEURS HEATHER WILLIAMS MEMORIAL (MOBILE TROT), Distance 1980m, Addington - Survey 1980m

| Result | TAB no. | Horse (Barrier)              | 1980 to | 1800m to | 1600m to | 1400m to | 1200m to | 1000m to | 800m to | 600m to | 400m to | 200m to | Total or | Margin |
|--------|---------|------------------------------|---------|----------|----------|----------|----------|----------|---------|---------|---------|---------|----------|--------|
| 4th    | 6       | Ti Amo Belle (6)             | 1800m   | 1600m    | 1400m    | 1200m    | 1000m    | 800m     | 600m    | 400m    | 200m    | WP      | Average  |        |
|        |         | Position in running (margin) | -       | 9(7.5)   | 9(12.4)  | 9(10.7)  | 9(9.8)   | 9(8.2)   | 9(6.9)  | 8(6.8)  | 9(7.5)  | 7(7.4)  |          | 3.50   |
|        |         | Sectional time (s)           | 13.78   | 15.81    | 15.04    | 15.11    | 15.74    | 15.53    | 14.53   | 15.01   | 14.14   | 13.53   |          |        |
|        |         | Cumulative time (s)          | 148.22  | 134.44   | 118.63   | 103.59   | 88.48    | 72.74    | 57.21   | 42.68   | 27.67   | 13.53   | 2:28.22  |        |
|        |         | Speed (m/s)                  | 13.06   | 12.65    | 13.30    | 13.24    | 12.71    | 12.88    | 13.76   | 13.32   | 14.14   | 14.78   | 13.36    |        |
|        |         | Stride length (m)            | 6.04    | 5.98     | 6.28     | 6.37     | 6.09     | 6.12     | 6.46    | 6.37    | 6.08    | 6.51    | 6.23     |        |
|        |         | Stride duration (s)          | 0.454   | 0.472    | 0.472    | 0.482    | 0.479    | 0.475    | 0.470   | 0.478   | 0.430   | 0.440   | 0.466    |        |
|        |         | Stride efficiency (%)        | 57.07   | 55.84    | 61.66    | 63.49    | 58.02    | 58.56    | 65.31   | 63.38   | 57.70   | 66.20   | 60.61    |        |
|        |         | Stride count                 | 29.78   | 33.46    | 31.84    | 31.38    | 32.82    | 32.67    | 30.94   | 31.40   | 32.91   | 30.73   | 317.93   |        |

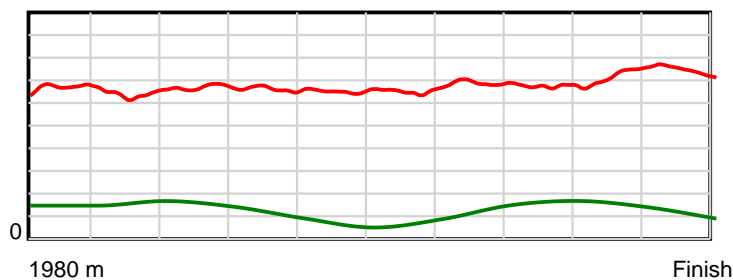
10 m Stride length



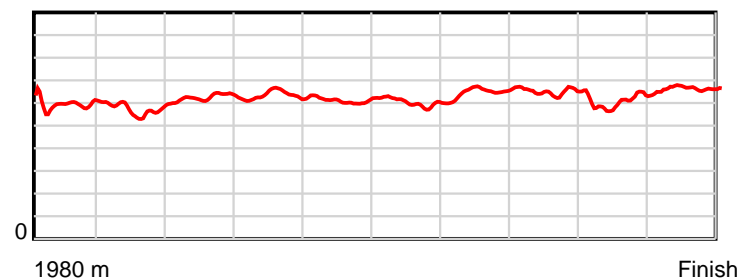
0.6 s Stride duration



20 m/sec Speed



100 % Stride efficiency



Note: Horizontal distance axis grid lines are 200m furlongs.

**Disclaimer.**

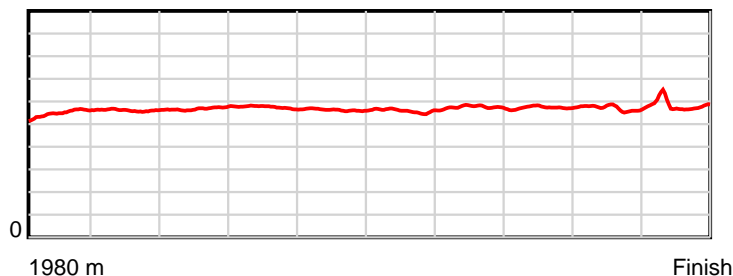
HRNZ and NZMTC and Thoroughbred Ratings Pty Ltd accepts no responsibility for the completeness or accuracy of any of the information contained herein, and makes no representations about its suitability for any particular purpose. Users should make their own judgements about those matters and/or seek independent advice. You assume all risks associated with use of the data provided on this page.

# Race Results

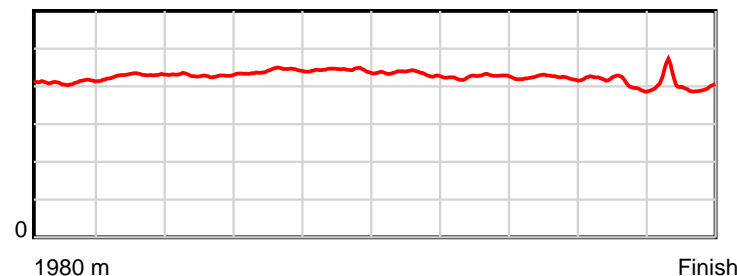
May 10, 2024, Race 8, HARAS des TROTTEURS HEATHER WILLIAMS MEMORIAL (MOBILE TROT), Distance 1980m, Addington - Survey 1980m

| Result | TAB no. | Horse (Barrier)              | 1980 to      | 1800m to     | 1600m to     | 1400m to     | 1200m to     | 1000m to    | 800m to     | 600m to     | 400m to     | 200m to   | Total or       | Margin |
|--------|---------|------------------------------|--------------|--------------|--------------|--------------|--------------|-------------|-------------|-------------|-------------|-----------|----------------|--------|
| 5th    | 1       | <b>Muscle Sass (1)</b>       | <b>1800m</b> | <b>1600m</b> | <b>1400m</b> | <b>1200m</b> | <b>1000m</b> | <b>800m</b> | <b>600m</b> | <b>400m</b> | <b>200m</b> | <b>WP</b> | <b>Average</b> |        |
|        |         | Position in running (margin) | -            | 10(8.4)      | 7(10.0)      | 7(7.8)       | 7(8.2)       | 8(7.1)      | 8(6.5)      | 9(7.6)      | 8(7.0)      | 8(8.1)    |                | 5.70   |
|        |         | Sectional time (s)           | 13.85        | 15.27        | 14.96        | 15.32        | 15.82        | 15.64       | 14.73       | 14.81       | 14.34       | 13.91     |                |        |
|        |         | Cumulative time (s)          | 148.65       | 134.80       | 119.53       | 104.57       | 89.25        | 73.43       | 57.79       | 43.06       | 28.25       | 13.91     | 2:28.65        |        |
|        |         | Speed (m/s)                  | 13.00        | 13.10        | 13.37        | 13.05        | 12.64        | 12.79       | 13.58       | 13.50       | 13.95       | 14.38     | 13.32          |        |
|        |         | Stride length (m)            | 5.49         | 5.62         | 5.74         | 5.76         | 5.60         | 5.55        | 5.78        | 5.71        | 5.72        | 5.81      | 5.68           |        |
|        |         | Stride duration (s)          | 0.411        | 0.429        | 0.429        | 0.441        | 0.443        | 0.434       | 0.426       | 0.423       | 0.410       | 0.404     | 0.426          |        |
|        |         | Stride efficiency (%)        | 47.12        | 49.27        | 51.45        | 51.76        | 48.94        | 48.19       | 52.27       | 51.00       | 51.07       | 52.76     | 50.37          |        |
|        |         | Stride count                 | 32.78        | 35.62        | 34.86        | 34.75        | 35.74        | 36.01       | 34.58       | 35.01       | 34.98       | 34.42     | 348.75         |        |

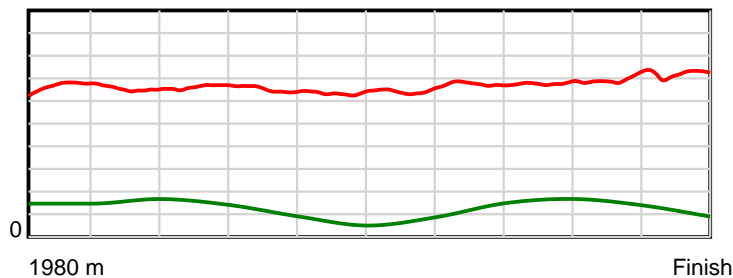
10 m Stride length



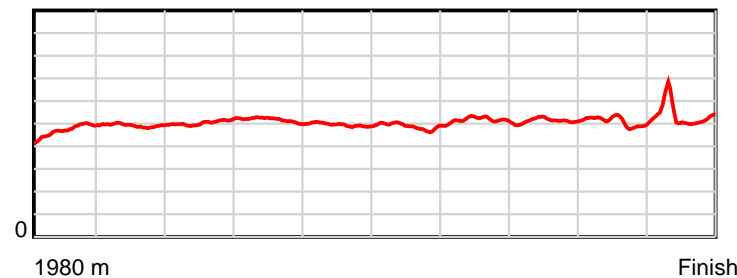
0.6 s Stride duration



20 m/sec Speed



100 % Stride efficiency



Note: Horizontal distance axis grid lines are 200m furlongs.

## Disclaimer.

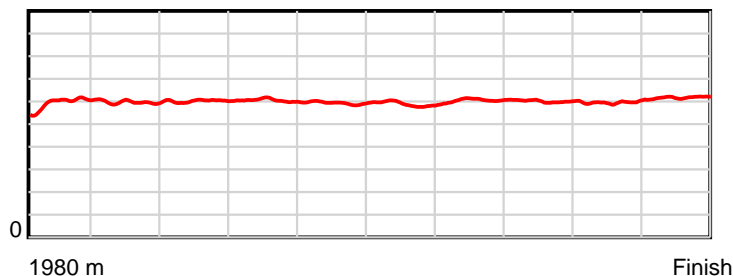
HRNZ and NZMTC and Thoroughbred Ratings Pty Ltd accepts no responsibility for the completeness or accuracy of any of the information contained herein, and makes no representations about its suitability for any particular purpose. Users should make their own judgements about those matters and/or seek independent advice. You assume all risks associated with use of the data provided on this page.

# Race Results

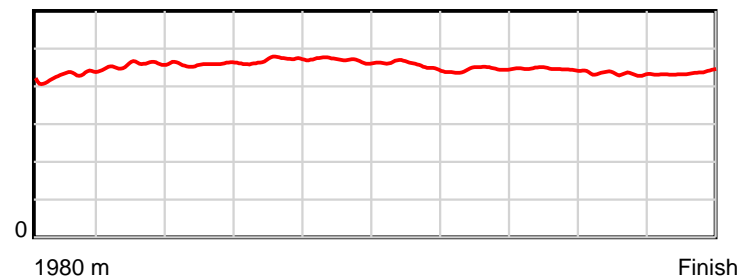
May 10, 2024, Race 8, HARAS des TROTTEURS HEATHER WILLIAMS MEMORIAL (MOBILE TROT), Distance 1980m, Addington - Survey 1980m

| Result | TAB no. | Horse (Barrier)              | 1980 to      | 1800m to     | 1600m to     | 1400m to     | 1200m to     | 1000m to    | 800m to     | 600m to     | 400m to     | 200m to   | Total or       | Margin |
|--------|---------|------------------------------|--------------|--------------|--------------|--------------|--------------|-------------|-------------|-------------|-------------|-----------|----------------|--------|
| 6th    | 5       | <b>The Bloss (5)</b>         | <b>1800m</b> | <b>1600m</b> | <b>1400m</b> | <b>1200m</b> | <b>1000m</b> | <b>800m</b> | <b>600m</b> | <b>400m</b> | <b>200m</b> | <b>WP</b> | <b>Average</b> |        |
|        |         | Position in running (margin) | -            | 6(4.4)       | 5(6.5)       | 5(5.1)       | 5(5.9)       | 6(5.2)      | 6(4.2)      | 7(4.9)      | 6(4.9)      | 5(7.1)    |                | 6.10   |
|        |         | Sectional time (s)           | 13.15        | 15.35        | 15.08        | 15.39        | 15.88        | 15.58       | 14.66       | 14.90       | 14.53       | 14.21     |                |        |
|        |         | Cumulative time (s)          | 148.73       | 135.58       | 120.23       | 105.15       | 89.76        | 73.88       | 58.30       | 43.64       | 28.74       | 14.21     | 2:28.73        |        |
|        |         | Speed (m/s)                  | 13.69        | 13.03        | 13.26        | 13.00        | 12.59        | 12.84       | 13.64       | 13.42       | 13.76       | 14.07     | 13.31          |        |
|        |         | Stride length (m)            | 5.93         | 5.96         | 6.09         | 6.10         | 5.91         | 5.86        | 6.07        | 5.99        | 5.96        | 6.14      | 6.00           |        |
|        |         | Stride duration (s)          | 0.429        | 0.457        | 0.459        | 0.469        | 0.470        | 0.457       | 0.445       | 0.446       | 0.433       | 0.436     | 0.451          |        |
|        |         | Stride efficiency (%)        | 55.03        | 55.47        | 57.92        | 58.10        | 54.64        | 53.69       | 57.61       | 56.03       | 55.56       | 58.92     | 56.28          |        |
|        |         | Stride count                 | 30.33        | 33.57        | 32.85        | 32.80        | 33.82        | 34.12       | 32.94       | 33.40       | 33.54       | 32.57     | 329.94         |        |

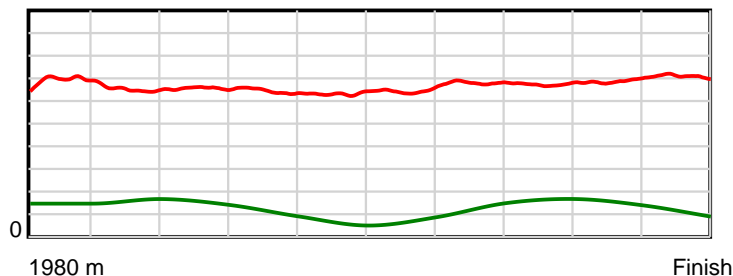
10 m Stride length



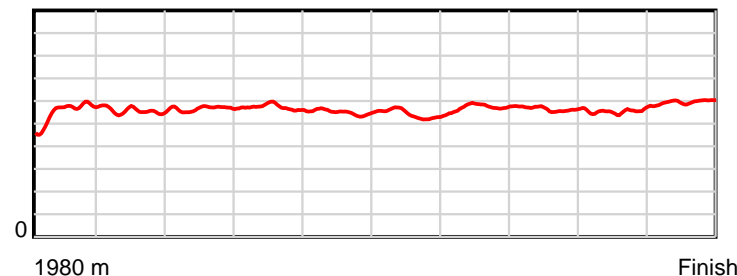
0.6 s Stride duration



20 m/sec Speed



100 % Stride efficiency



Note: Horizontal distance axis grid lines are 200m furlongs.

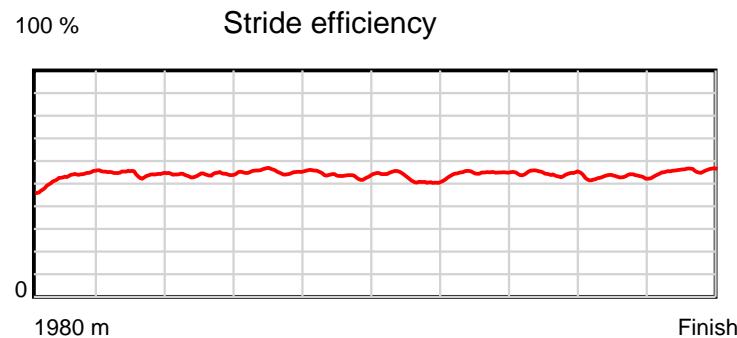
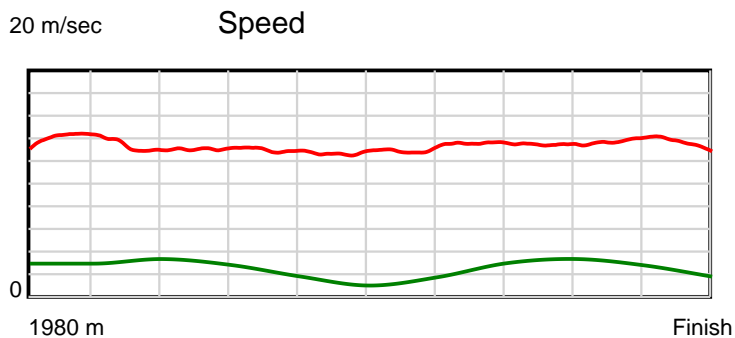
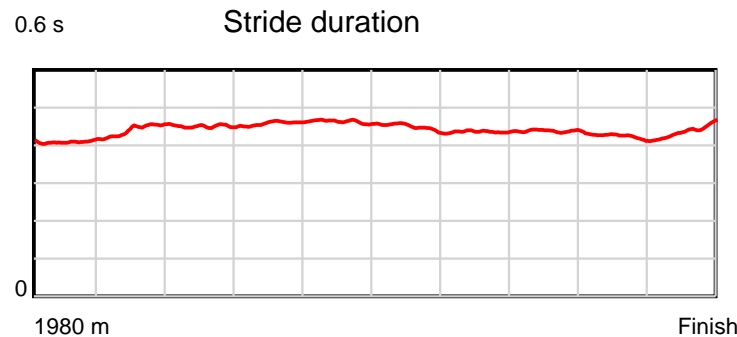
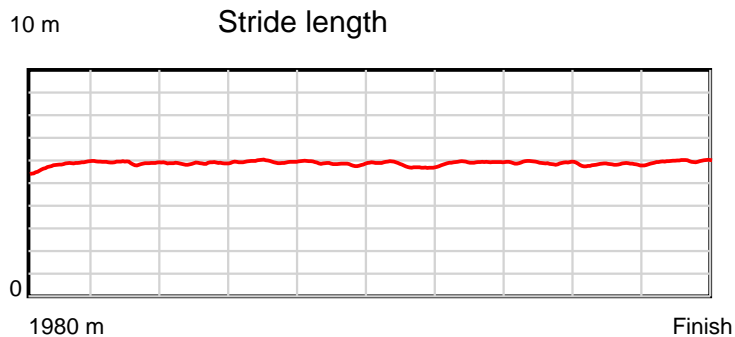
**Disclaimer.**

HRNZ and NZMTC and Thoroughbred Ratings Pty Ltd accepts no responsibility for the completeness or accuracy of any of the information contained herein, and makes no representations about its suitability for any particular purpose. Users should make their own judgements about those matters and/or seek independent advice. You assume all risks associated with use of the data provided on this page.

# Race Results

May 10, 2024, Race 8, HARAS des TROTTEURS HEATHER WILLIAMS MEMORIAL (MOBILE TROT), Distance 1980m, Addington - Survey 1980m

| Result | TAB no. | Horse (Barrier)              | 1980 to      | 1800m to     | 1600m to     | 1400m to     | 1200m to     | 1000m to    | 800m to     | 600m to     | 400m to     | 200m to   | Total or       | Margin |
|--------|---------|------------------------------|--------------|--------------|--------------|--------------|--------------|-------------|-------------|-------------|-------------|-----------|----------------|--------|
| 7th    | 2       | <b>Martha Stuart (2)</b>     | <b>1800m</b> | <b>1600m</b> | <b>1400m</b> | <b>1200m</b> | <b>1000m</b> | <b>800m</b> | <b>600m</b> | <b>400m</b> | <b>200m</b> | <b>WP</b> | <b>Average</b> |        |
|        |         | Position in running (margin) | -            | 5(3.5)       | 3(3.9)       | 3(3.4)       | 3(4.0)       | 4(3.2)      | 4(2.1)      | 5(3.0)      | 4(3.0)      | 4(6.2)    |                | 8.80   |
|        |         | Sectional time (s)           | 12.97        | 15.07        | 15.23        | 15.35        | 15.87        | 15.56       | 14.70       | 14.90       | 14.69       | 14.89     |                |        |
|        |         | Cumulative time (s)          | 149.23       | 136.26       | 121.19       | 105.96       | 90.61        | 74.74       | 59.18       | 44.48       | 29.58       | 14.89     | 2:29.23        |        |
|        |         | Speed (m/s)                  | 13.88        | 13.27        | 13.13        | 13.03        | 12.60        | 12.85       | 13.61       | 13.42       | 13.61       | 13.43     | 13.27          |        |
|        |         | Stride length (m)            | 5.73         | 5.86         | 5.91         | 5.97         | 5.83         | 5.75        | 5.94        | 5.88        | 5.76        | 5.93      | 5.86           |        |
|        |         | Stride duration (s)          | 0.409        | 0.442        | 0.450        | 0.458        | 0.463        | 0.448       | 0.436       | 0.438       | 0.423       | 0.441     | 0.441          |        |
|        |         | Stride efficiency (%)        | 51.25        | 53.75        | 54.62        | 55.68        | 53.12        | 51.71       | 55.05       | 53.98       | 51.90       | 54.87     | 53.59          |        |
|        |         | Stride count                 | 31.43        | 34.10        | 33.83        | 33.51        | 34.30        | 34.77       | 33.70       | 34.03       | 34.70       | 33.75     | 338.12         |        |



Note: Horizontal distance axis grid lines are 200m furlongs.

#### Disclaimer.

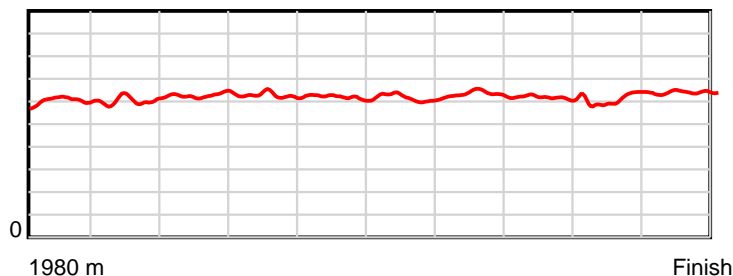
HRNZ and NZMTC and Thoroughbred Ratings Pty Ltd accepts no responsibility for the completeness or accuracy of any of the information contained herein, and makes no representations about its suitability for any particular purpose. Users should make their own judgements about those matters and/or seek independent advice. You assume all risks associated with use of the data provided on this page.

# Race Results

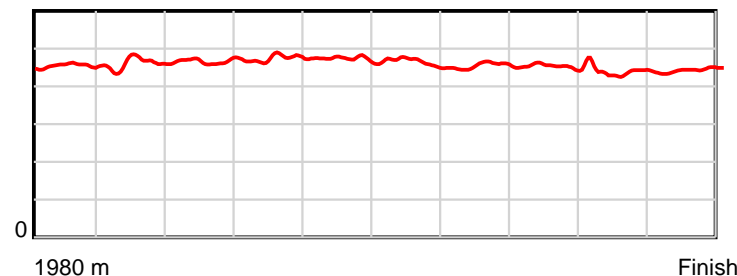
May 10, 2024, Race 8, HARAS des TROTTEURS HEATHER WILLIAMS MEMORIAL (MOBILE TROT), Distance 1980m, Addington - Survey 1980m

| Result | TAB no. | Horse (Barrier)              | 1980 to | 1800m to | 1600m to | 1400m to | 1200m to | 1000m to | 800m to | 600m to | 400m to | 200m to  | Total or | Margin |
|--------|---------|------------------------------|---------|----------|----------|----------|----------|----------|---------|---------|---------|----------|----------|--------|
| 8th    | 12      | Paige (12)                   | 1800m   | 1600m    | 1400m    | 1200m    | 1000m    | 800m     | 600m    | 400m    | 200m    | WP       | Average  |        |
|        |         | Position in running (margin) | -       | 12(10.6) | 10(14.6) | 10(12.6) | 11(12.1) | 11(10.1) | 11(8.8) | 10(8.2) | 11(9.2) | 10(12.5) |          | 9.60   |
|        |         | Sectional time (s)           | 14.24   | 15.66    | 14.99    | 15.18    | 15.67    | 15.53    | 14.44   | 15.06   | 14.71   | 13.91    |          |        |
|        |         | Cumulative time (s)          | 149.39  | 135.15   | 119.49   | 104.50   | 89.32    | 73.65    | 58.12   | 43.68   | 28.62   | 13.91    | 2:29.39  |        |
|        |         | Speed (m/s)                  | 12.64   | 12.77    | 13.34    | 13.18    | 12.76    | 12.88    | 13.85   | 13.28   | 13.60   | 14.38    | 13.25    |        |
|        |         | Stride length (m)            | 5.99    | 5.88     | 6.24     | 6.24     | 6.03     | 5.98     | 6.30    | 6.06    | 5.93    | 6.39     | 6.10     |        |
|        |         | Stride duration (s)          | 0.455   | 0.461    | 0.468    | 0.474    | 0.473    | 0.464    | 0.455   | 0.456   | 0.436   | 0.444    | 0.460    |        |
|        |         | Stride efficiency (%)        | 56.09   | 54.11    | 60.83    | 60.92    | 56.87    | 55.80    | 61.94   | 57.32   | 54.93   | 63.73    | 58.15    |        |
|        |         | Stride count                 | 30.05   | 33.99    | 32.06    | 32.03    | 33.15    | 33.47    | 31.77   | 33.02   | 33.73   | 31.32    | 324.59   |        |

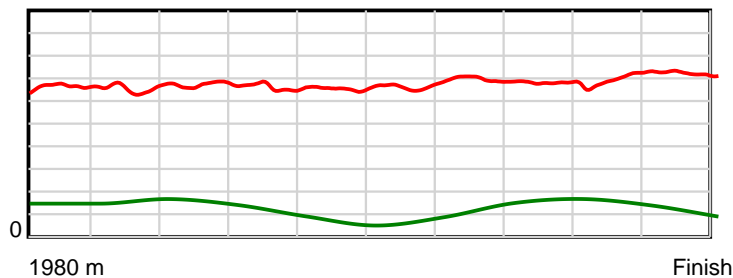
10 m Stride length



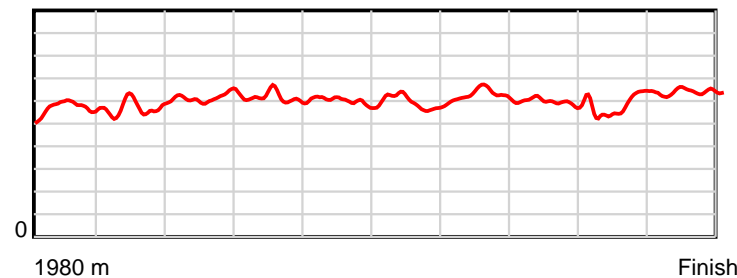
0.6 s Stride duration



20 m/sec Speed



100 % Stride efficiency



Note: Horizontal distance axis grid lines are 200m furlongs.

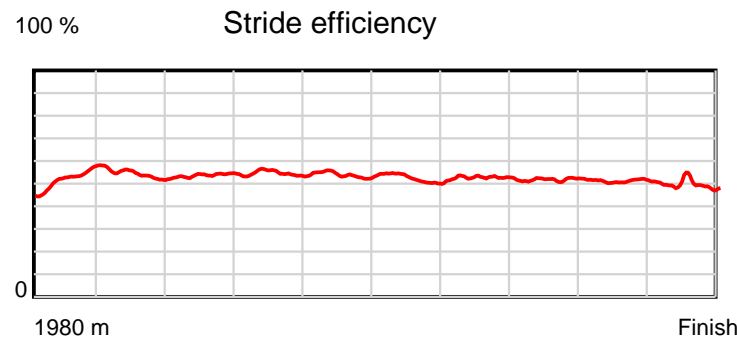
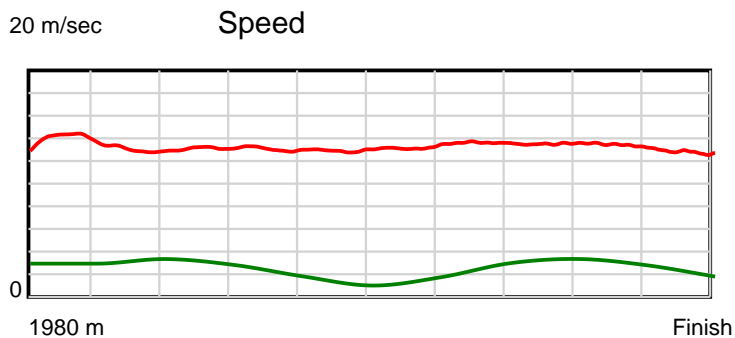
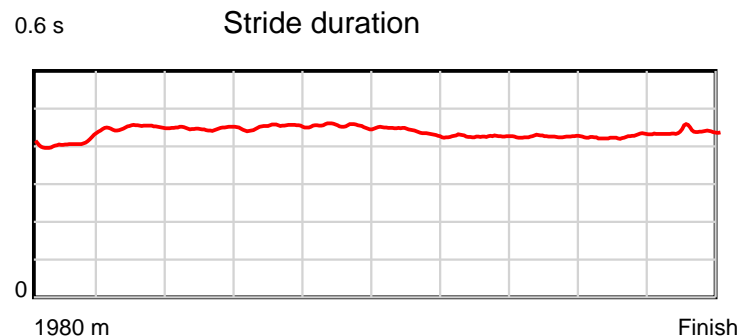
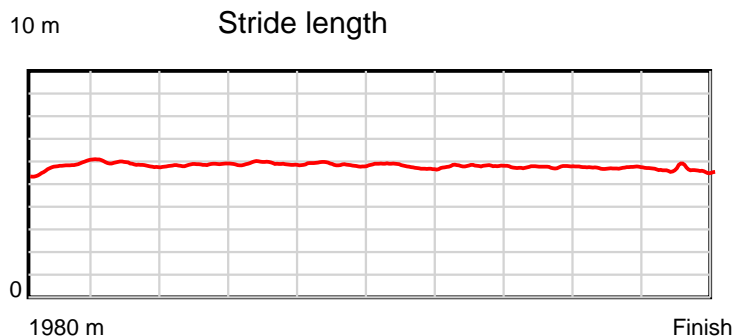
**Disclaimer.**

HRNZ and NZMTC and Thoroughbred Ratings Pty Ltd accepts no responsibility for the completeness or accuracy of any of the information contained herein, and makes no representations about its suitability for any particular purpose. Users should make their own judgements about those matters and/or seek independent advice. You assume all risks associated with use of the data provided on this page.

# Race Results

May 10, 2024, Race 8, HARAS des TROTTEURS HEATHER WILLIAMS MEMORIAL (MOBILE TROT), Distance 1980m, Addington - Survey 1980m

| Result | TAB no. | Horse (Barrier)              | 1980 to      | 1800m to     | 1600m to     | 1400m to     | 1200m to     | 1000m to    | 800m to     | 600m to     | 400m to     | 200m to   | Total or       | Margin |
|--------|---------|------------------------------|--------------|--------------|--------------|--------------|--------------|-------------|-------------|-------------|-------------|-----------|----------------|--------|
| 9th    | 3       | <b>T K Megastar (3)</b>      | <b>1800m</b> | <b>1600m</b> | <b>1400m</b> | <b>1200m</b> | <b>1000m</b> | <b>800m</b> | <b>600m</b> | <b>400m</b> | <b>200m</b> | <b>WP</b> | <b>Average</b> |        |
|        |         | Position in running (margin) | -            | 4(3.1)       | 4(5.3)       | 4(5.0)       | 4(4.4)       | 3(2.7)      | 3(0.7)      | 3(1.1)      | 2(1.0)      | 3(5.1)    |                | 11.80  |
|        |         | Sectional time (s)           | 12.93        | 15.37        | 15.26        | 15.16        | 15.73        | 15.40       | 14.62       | 14.87       | 14.86       | 15.60     |                |        |
|        |         | Cumulative time (s)          | 149.80       | 136.87       | 121.50       | 106.24       | 91.08        | 75.35       | 59.95       | 45.33       | 30.46       | 15.60     | 2:29.80        |        |
|        |         | Speed (m/s)                  | 13.92        | 13.01        | 13.11        | 13.19        | 12.71        | 12.99       | 13.68       | 13.45       | 13.46       | 12.82     | 13.22          |        |
|        |         | Stride length (m)            | 5.76         | 5.86         | 5.87         | 5.95         | 5.78         | 5.70        | 5.83        | 5.72        | 5.74        | 5.63      | 5.78           |        |
|        |         | Stride duration (s)          | 0.409        | 0.451        | 0.448        | 0.451        | 0.455        | 0.439       | 0.426       | 0.426       | 0.426       | 0.439     | 0.438          |        |
|        |         | Stride efficiency (%)        | 51.78        | 53.70        | 53.88        | 55.38        | 52.22        | 50.69       | 53.17       | 51.21       | 51.52       | 49.50     | 52.26          |        |
|        |         | Stride count                 | 31.27        | 34.12        | 34.06        | 33.60        | 34.60        | 35.12       | 34.29       | 34.94       | 34.83       | 35.54     | 342.37         |        |



Note: Horizontal distance axis grid lines are 200m furlongs.

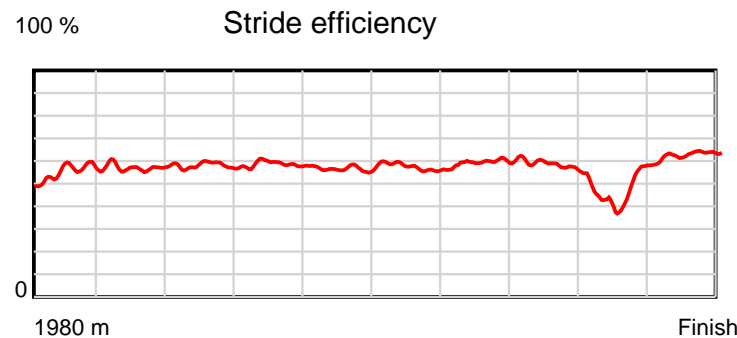
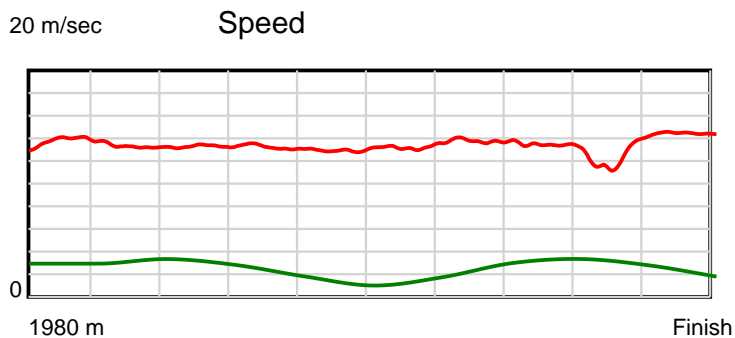
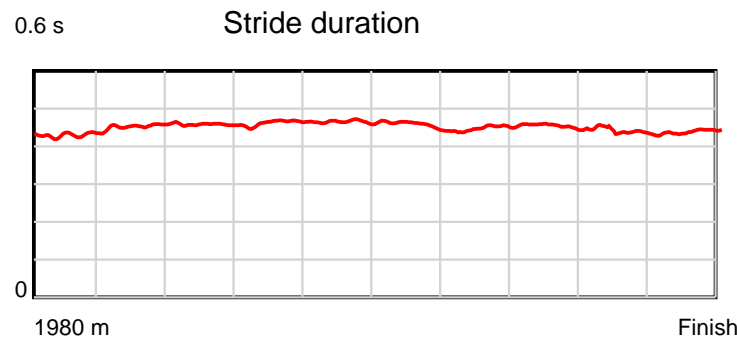
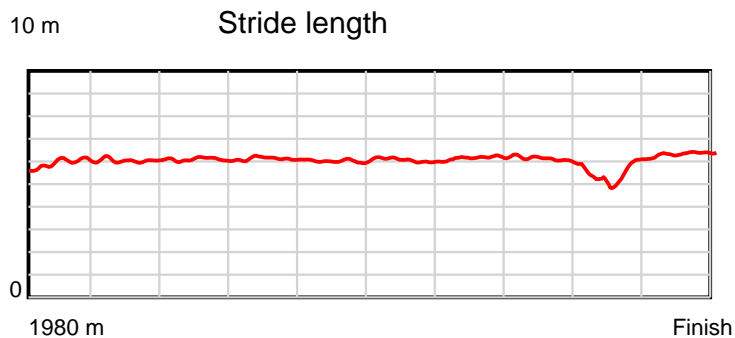
#### Disclaimer.

HRNZ and NZMTC and Thoroughbred Ratings Pty Ltd accepts no responsibility for the completeness or accuracy of any of the information contained herein, and makes no representations about its suitability for any particular purpose. Users should make their own judgements about those matters and/or seek independent advice. You assume all risks associated with use of the data provided on this page.

# Race Results

May 10, 2024, Race 8, HARAS des TROTTEURS HEATHER WILLIAMS MEMORIAL (MOBILE TROT), Distance 1980m, Addington - Survey 1980m

| Result | TAB no. | Horse (Barrier)              | 1980 to      | 1800m to     | 1600m to     | 1400m to     | 1200m to     | 1000m to    | 800m to     | 600m to     | 400m to     | 200m to   | Total or       | Margin |
|--------|---------|------------------------------|--------------|--------------|--------------|--------------|--------------|-------------|-------------|-------------|-------------|-----------|----------------|--------|
| 10th   | 11      | <b>Sheza Gift (11)</b>       | <b>1800m</b> | <b>1600m</b> | <b>1400m</b> | <b>1200m</b> | <b>1000m</b> | <b>800m</b> | <b>600m</b> | <b>400m</b> | <b>200m</b> | <b>WP</b> | <b>Average</b> |        |
|        |         | Position in running (margin) | -            | 7(7.0)       | 6(7.9)       | 6(7.4)       | 6(6.1)       | 5(4.3)      | 5(3.0)      | 4(2.7)      | 5(4.4)      | 11(16.8)  |                | 12.90  |
|        |         | Sectional time (s)           | 13.65        | 15.16        | 15.22        | 15.05        | 15.70        | 15.54       | 14.49       | 15.18       | 16.22       | 13.80     |                |        |
|        |         | Cumulative time (s)          | 150.01       | 136.36       | 121.20       | 105.98       | 90.93        | 75.23       | 59.69       | 45.20       | 30.02       | 13.80     | 2:30.01        |        |
|        |         | Speed (m/s)                  | 13.19        | 13.19        | 13.14        | 13.29        | 12.74        | 12.87       | 13.80       | 13.18       | 12.33       | 14.49     | 13.20          |        |
|        |         | Stride length (m)            | 5.91         | 5.98         | 6.02         | 6.14         | 5.92         | 5.88        | 6.18        | 5.97        | 5.41        | 6.39      | 5.97           |        |
|        |         | Stride duration (s)          | 0.430        | 0.453        | 0.458        | 0.462        | 0.465        | 0.457       | 0.448       | 0.453       | 0.439       | 0.441     | 0.452          |        |
|        |         | Stride efficiency (%)        | 54.54        | 55.89        | 56.65        | 58.97        | 54.84        | 54.12       | 59.61       | 55.64       | 45.78       | 63.78     | 55.71          |        |
|        |         | Stride count                 | 30.47        | 33.44        | 33.22        | 32.56        | 33.76        | 33.99       | 32.38       | 33.52       | 36.95       | 31.31     | 331.60         |        |



Note: Horizontal distance axis grid lines are 200m furlongs.

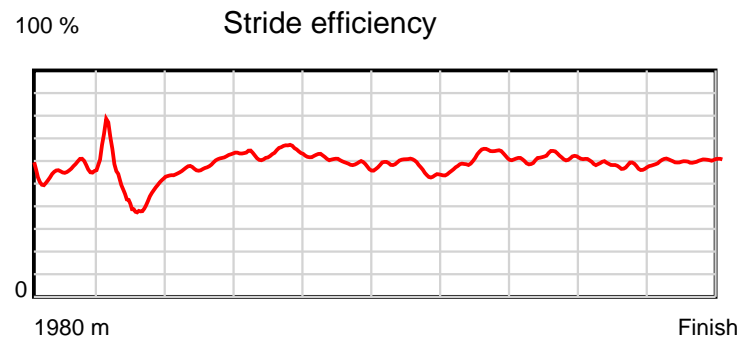
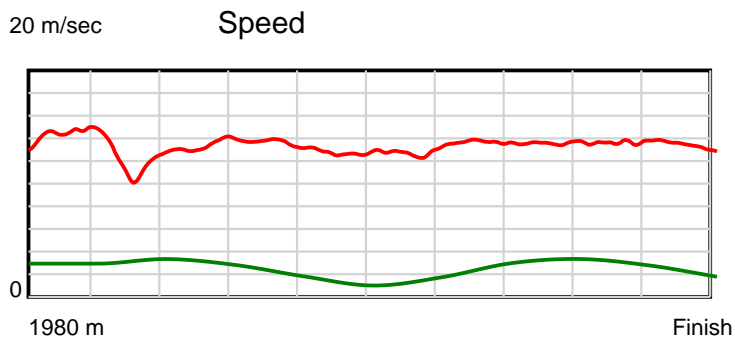
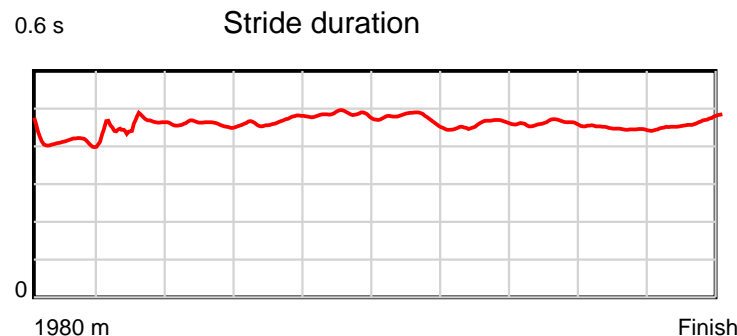
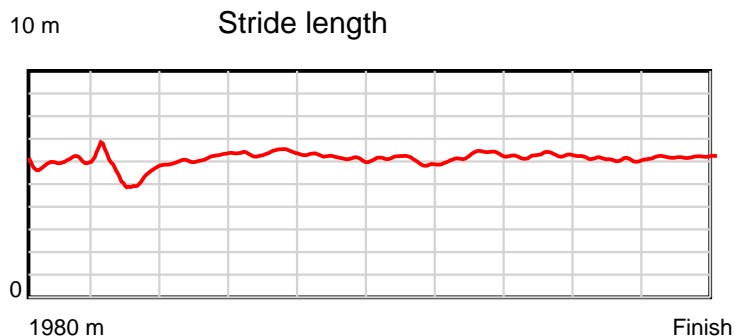
**Disclaimer.**

HRNZ and NZMTC and Thoroughbred Ratings Pty Ltd accepts no responsibility for the completeness or accuracy of any of the information contained herein, and makes no representations about its suitability for any particular purpose. Users should make their own judgements about those matters and/or seek independent advice. You assume all risks associated with use of the data provided on this page.

# Race Results

May 10, 2024, Race 8, HARAS des TROTTEURS HEATHER WILLIAMS MEMORIAL (MOBILE TROT), Distance 1980m, Addington - Survey 1980m

| Result | TAB no. | Horse (Barrier)              | 1980 to | 1800m to | 1600m to | 1400m to | 1200m to | 1000m to | 800m to | 600m to | 400m to | 200m to | Total or | Margin |
|--------|---------|------------------------------|---------|----------|----------|----------|----------|----------|---------|---------|---------|---------|----------|--------|
| 11th   | 8       | I Dream Of Jea... (8)        | 1800m   | 1600m    | 1400m    | 1200m    | 1000m    | 800m     | 600m    | 400m    | 200m    | WP      | Average  |        |
|        |         | Position in running (margin) | -       | 1(0.0)   | 11(14.7) | 11(14.1) | 10(11.0) | 10(8.5)  | 10(7.9) | 11(8.9) | 10(8.8) | 9(11.9) |          | 13.60  |
|        |         | Sectional time (s)           | 12.46   | 17.45    | 15.22    | 14.74    | 15.60    | 15.63    | 14.71   | 14.89   | 14.68   | 14.76   |          |        |
|        |         | Cumulative time (s)          | 150.14  | 137.68   | 120.23   | 105.01   | 90.27    | 74.67    | 59.04   | 44.33   | 29.44   | 14.76   | 2:30.14  |        |
|        |         | Speed (m/s)                  | 14.45   | 11.46    | 13.14    | 13.57    | 12.82    | 12.80    | 13.60   | 13.43   | 13.62   | 13.55   | 13.19    |        |
|        |         | Stride length (m)            | 5.98    | 5.14     | 6.03     | 6.34     | 6.21     | 6.06     | 6.24    | 6.19    | 6.09    | 6.30    | 6.04     |        |
|        |         | Stride duration (s)          | 0.410   | 0.448    | 0.459    | 0.468    | 0.484    | 0.473    | 0.459   | 0.461   | 0.447   | 0.465   | 0.458    |        |
|        |         | Stride efficiency (%)        | 55.88   | 41.28    | 56.90    | 62.89    | 60.21    | 57.31    | 60.86   | 59.87   | 57.97   | 61.99   | 56.99    |        |
|        |         | Stride count                 | 30.10   | 38.91    | 33.14    | 31.53    | 32.22    | 33.02    | 32.05   | 32.31   | 32.84   | 31.75   | 327.87   |        |



Note: Horizontal distance axis grid lines are 200m furlongs.

#### Disclaimer.

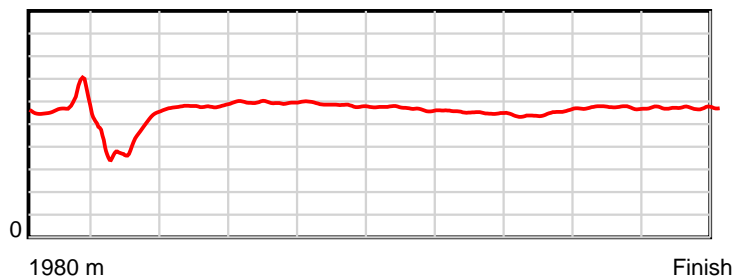
HRNZ and NZMTC and Thoroughbred Ratings Pty Ltd accepts no responsibility for the completeness or accuracy of any of the information contained herein, and makes no representations about its suitability for any particular purpose. Users should make their own judgements about those matters and/or seek independent advice. You assume all risks associated with use of the data provided on this page.

# Race Results

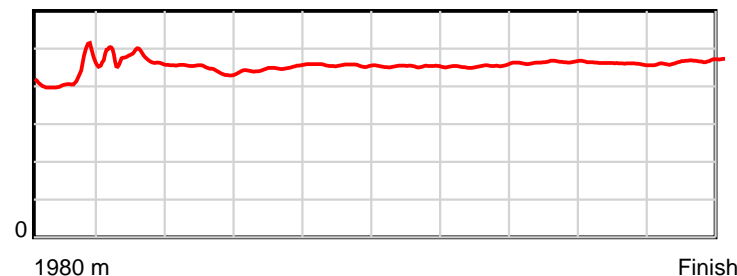
May 10, 2024, Race 8, HARAS des TROTTEURS HEATHER WILLIAMS MEMORIAL (MOBILE TROT), Distance 1980m, Addington - Survey 1980m

| Result | TAB no. | Horse (Barrier)              | 1980 to | 1800m to | 1600m to | 1400m to | 1200m to | 1000m to | 800m to  | 600m to  | 400m to  | 200m to  | Total or | Margin |
|--------|---------|------------------------------|---------|----------|----------|----------|----------|----------|----------|----------|----------|----------|----------|--------|
| 12th   | 9       | Sunnys Sister (9)            | 1800m   | 1600m    | 1400m    | 1200m    | 1000m    | 800m     | 600m     | 400m     | 200m     | WP       | Average  |        |
|        |         | Position in running (margin) | -       | 8(7.5)   | 12(53.5) | 12(55.7) | 12(54.8) | 12(55.4) | 12(59.4) | 12(71.8) | 12(85.5) | 12(97.6) |          | 123.30 |
|        |         | Sectional time (s)           | 18.69   | 22.66    | 15.68    | 15.12    | 16.09    | 16.41    | 16.60    | 17.18    | 16.18    | 16.38    |          |        |
|        |         | Cumulative time (s)          | 170.99  | 152.30   | 129.64   | 113.96   | 98.84    | 82.75    | 66.34    | 49.74    | 32.56    | 16.38    | 2:50.99  |        |
|        |         | Speed (m/s)                  | 9.63    | 8.83     | 12.76    | 13.23    | 12.43    | 12.19    | 12.05    | 11.64    | 12.36    | 12.21    | 11.58    |        |
|        |         | Stride length (m)            | 5.67    | 4.14     | 5.68     | 5.93     | 5.66     | 5.52     | 5.48     | 5.40     | 5.69     | 5.70     | 5.44     |        |
|        |         | Stride duration (s)          | 0.424   | 0.469    | 0.445    | 0.449    | 0.456    | 0.453    | 0.455    | 0.464    | 0.460    | 0.467    | 0.469    |        |
|        |         | Stride efficiency (%)        | 50.19   | 26.81    | 50.43    | 55.02    | 50.13    | 47.59    | 46.96    | 45.61    | 50.55    | 50.75    | 46.17    |        |
|        |         | Stride count                 | 31.76   | 48.29    | 35.20    | 33.70    | 35.31    | 36.24    | 36.48    | 37.02    | 35.17    | 35.09    | 364.26   |        |

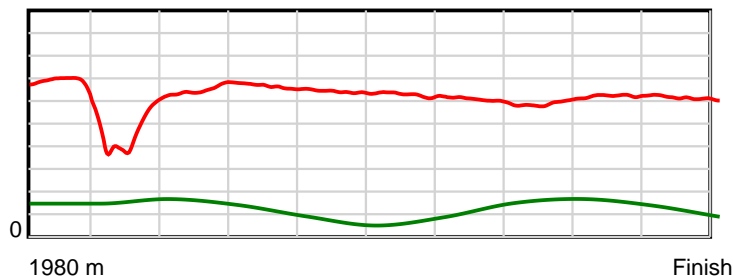
10 m Stride length



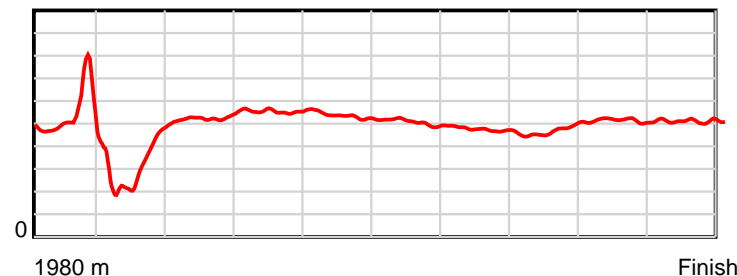
0.6 s Stride duration



20 m/sec Speed



100 % Stride efficiency



Note: Horizontal distance axis grid lines are 200m furlongs.

## Disclaimer.

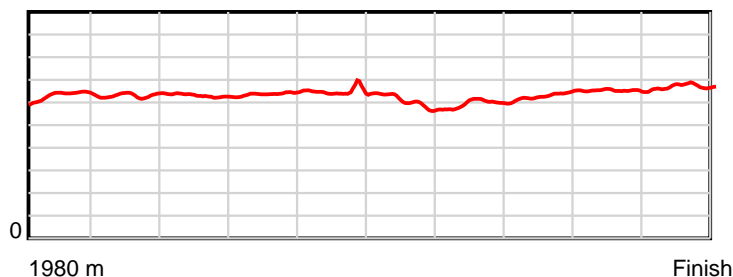
HRNZ and NZMTC and Thoroughbred Ratings Pty Ltd accepts no responsibility for the completeness or accuracy of any of the information contained herein, and makes no representations about its suitability for any particular purpose. Users should make their own judgements about those matters and/or seek independent advice. You assume all risks associated with use of the data provided on this page.

# Race Results

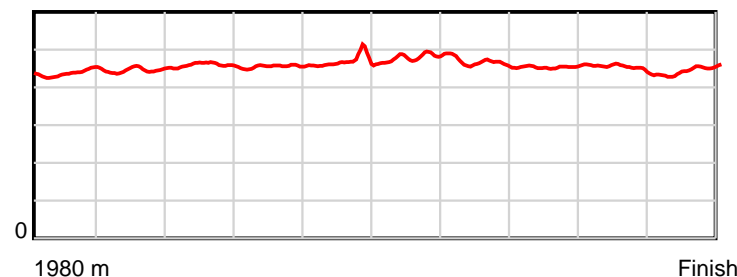
May 10, 2024, Race 9, CANPRINT 'BIONIC CHANCE BRACELET' (MOBILE PACE), Distance 1980m, Addington - Survey 1980m

| Result | TAB no. | Horse (Barrier)              | 1980 to      | 1800m to     | 1600m to     | 1400m to     | 1200m to     | 1000m to    | 800m to     | 600m to     | 400m to     | 200m to   | Total or       | Margin |
|--------|---------|------------------------------|--------------|--------------|--------------|--------------|--------------|-------------|-------------|-------------|-------------|-----------|----------------|--------|
| 1st    | 9       | <b>Captains Mistr... (9)</b> | <b>1800m</b> | <b>1600m</b> | <b>1400m</b> | <b>1200m</b> | <b>1000m</b> | <b>800m</b> | <b>600m</b> | <b>400m</b> | <b>200m</b> | <b>WP</b> | <b>Average</b> |        |
|        |         | Position in running (margin) | -            | 8(5.1)       | 6(9.1)       | 5(15.5)      | 5(16.3)      | 4(10.8)     | 4(6.4)      | 5(4.4)      | 5(2.9)      | 4(2.1)    |                | 0.00   |
|        |         | Sectional time (s)           | 13.12        | 14.19        | 14.63        | 14.30        | 14.59        | 16.09       | 15.58       | 14.75       | 14.20       | 13.41     |                |        |
|        |         | Cumulative time (s)          | 144.86       | 131.74       | 117.55       | 102.92       | 88.62        | 74.03       | 57.94       | 42.36       | 27.61       | 13.41     | 2:24.86        |        |
|        |         | Speed (m/s)                  | 13.72        | 14.09        | 13.67        | 13.99        | 13.71        | 12.43       | 12.84       | 13.56       | 14.08       | 14.91     | 13.67          |        |
|        |         | Stride length (m)            | 6.25         | 6.28         | 6.27         | 6.36         | 6.38         | 5.97        | 5.98        | 6.16        | 6.36        | 6.66      | 6.26           |        |
|        |         | Stride duration (s)          | 0.439        | 0.445        | 0.459        | 0.455        | 0.466        | 0.480       | 0.466       | 0.454       | 0.451       | 0.446     | 0.458          |        |
|        |         | Stride efficiency (%)        | 61.04        | 61.55        | 61.53        | 63.25        | 63.67        | 55.64       | 55.90       | 59.33       | 63.15       | 69.22     | 61.26          |        |
|        |         | Stride count                 | 28.80        | 31.87        | 31.87        | 31.44        | 31.33        | 33.52       | 33.44       | 32.46       | 31.46       | 30.05     | 316.24         |        |

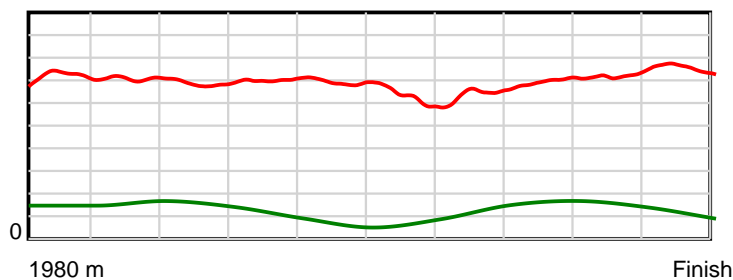
10 m Stride length



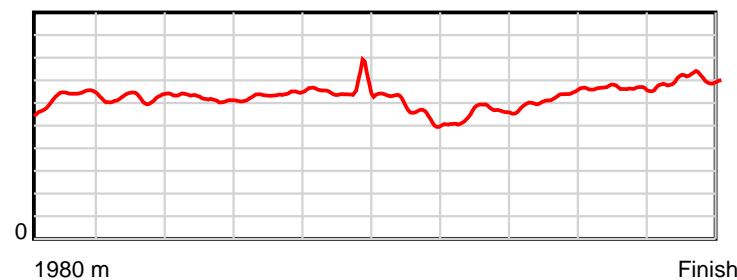
0.6 s Stride duration



20 m/sec Speed



100 % Stride efficiency



Note: Horizontal distance axis grid lines are 200m furlongs.

## Disclaimer.

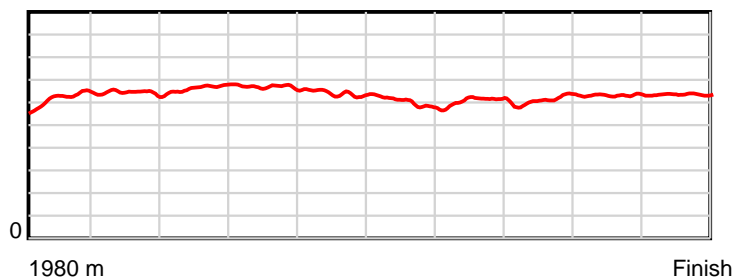
HRNZ and NZMTC and Thoroughbred Ratings Pty Ltd accepts no responsibility for the completeness or accuracy of any of the information contained herein, and makes no representations about its suitability for any particular purpose. Users should make their own judgements about those matters and/or seek independent advice. You assume all risks associated with use of the data provided on this page.

# Race Results

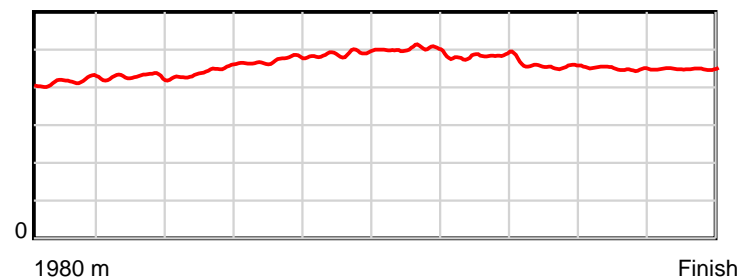
May 10, 2024, Race 9, CANPRINT 'BIONIC CHANCE BRACELET' (MOBILE PACE), Distance 1980m, Addington - Survey 1980m

| Result | TAB no. | Horse (Barrier)              | 1980 to      | 1800m to     | 1600m to     | 1400m to     | 1200m to     | 1000m to    | 800m to     | 600m to     | 400m to     | 200m to   | Total or       | Margin |
|--------|---------|------------------------------|--------------|--------------|--------------|--------------|--------------|-------------|-------------|-------------|-------------|-----------|----------------|--------|
| 2nd    | 3       | <b>Stella Rouge (3)</b>      | <b>1800m</b> | <b>1600m</b> | <b>1400m</b> | <b>1200m</b> | <b>1000m</b> | <b>800m</b> | <b>600m</b> | <b>400m</b> | <b>200m</b> | <b>WP</b> | <b>Average</b> |        |
|        |         | Position in running (margin) | -            | 2(0.2)       | 1(0.0)       | 1(0.0)       | 1(0.0)       | 1(0.0)      | 1(0.0)      | 1(0.0)      | 1(0.0)      | 1(0.0)    |                | 2.40   |
|        |         | Sectional time (s)           | 12.34        | 13.48        | 13.56        | 14.17        | 15.51        | 16.81       | 15.91       | 15.01       | 14.34       | 14.20     |                |        |
|        |         | Cumulative time (s)          | 145.33       | 132.99       | 119.51       | 105.95       | 91.78        | 76.27       | 59.46       | 43.55       | 28.54       | 14.20     | 2:25.33        |        |
|        |         | Speed (m/s)                  | 14.59        | 14.84        | 14.75        | 14.11        | 12.89        | 11.90       | 12.57       | 13.32       | 13.95       | 14.08     | 13.62          |        |
|        |         | Stride length (m)            | 6.14         | 6.34         | 6.53         | 6.67         | 6.32         | 5.95        | 6.08        | 6.07        | 6.26        | 6.33      | 6.26           |        |
|        |         | Stride duration (s)          | 0.416        | 0.428        | 0.443        | 0.472        | 0.490        | 0.500       | 0.483       | 0.455       | 0.449       | 0.449     | 0.460          |        |
|        |         | Stride efficiency (%)        | 58.85        | 62.90        | 66.67        | 69.47        | 62.39        | 55.27       | 57.67       | 57.52       | 61.31       | 62.53     | 61.28          |        |
|        |         | Stride count                 | 29.33        | 31.52        | 30.62        | 30.00        | 31.65        | 33.63       | 32.92       | 32.97       | 31.93       | 31.62     | 316.19         |        |

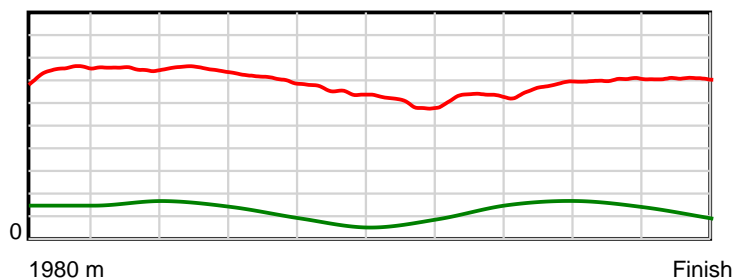
10 m Stride length



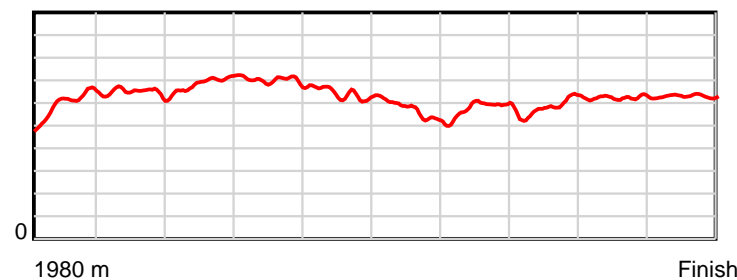
0.6 s Stride duration



20 m/sec Speed



100 % Stride efficiency



Note: Horizontal distance axis grid lines are 200m furlongs.

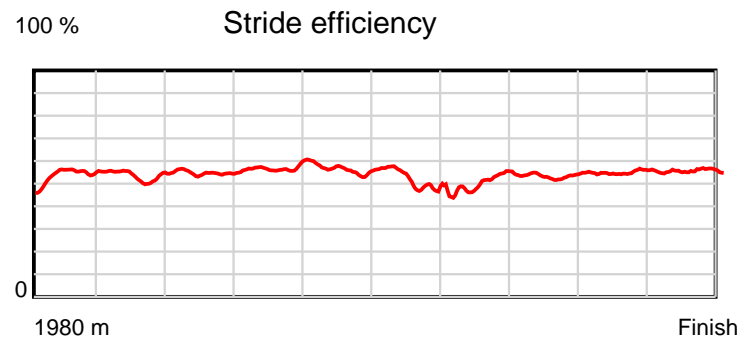
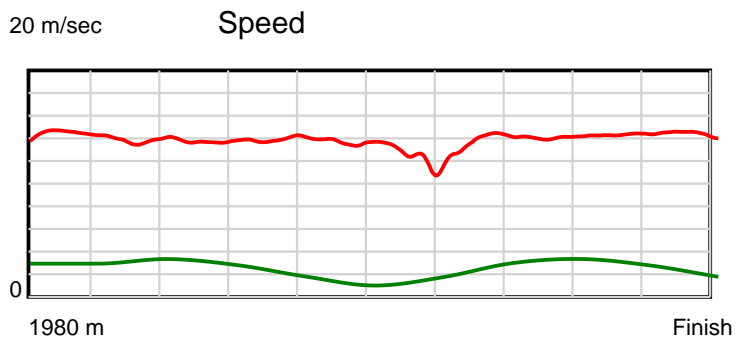
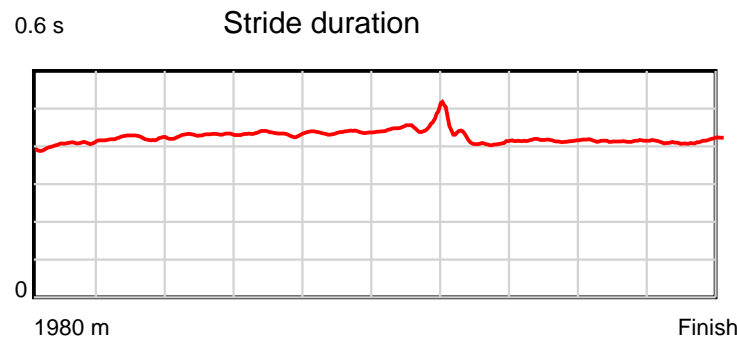
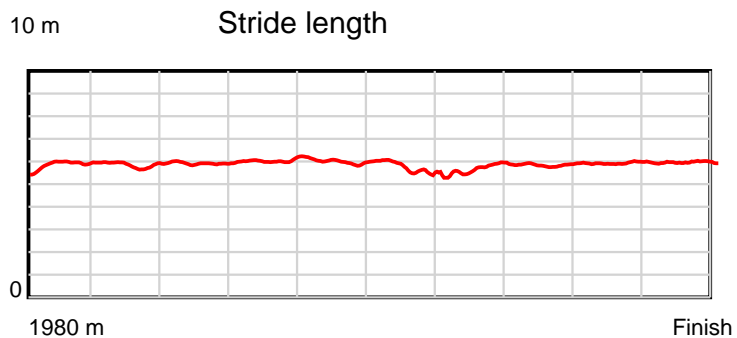
**Disclaimer.**

HRNZ and NZMTC and Thoroughbred Ratings Pty Ltd accepts no responsibility for the completeness or accuracy of any of the information contained herein, and makes no representations about its suitability for any particular purpose. Users should make their own judgements about those matters and/or seek independent advice. You assume all risks associated with use of the data provided on this page.

# Race Results

May 10, 2024, Race 9, CANPRINT 'BIONIC CHANCE BRACELET' (MOBILE PACE), Distance 1980m, Addington - Survey 1980m

| Result | TAB no. | Horse (Barrier)              | 1980 to | 1800m to | 1600m to | 1400m to | 1200m to | 1000m to | 800m to | 600m to | 400m to | 200m to | Total or | Margin |
|--------|---------|------------------------------|---------|----------|----------|----------|----------|----------|---------|---------|---------|---------|----------|--------|
| 3rd    | 5       | Queen Tyron (5)              | 1800m   | 1600m    | 1400m    | 1200m    | 1000m    | 800m     | 600m    | 400m    | 200m    | WP      | Average  |        |
|        |         | Position in running (margin) | -       | 4(2.3)   | 5(9.1)   | 6(16.0)  | 6(17.9)  | 6(13.9)  | 8(11.2) | 4(3.6)  | 3(1.1)  | 3(1.0)  |          | 2.50   |
|        |         | Sectional time (s)           | 12.81   | 14.65    | 14.72    | 14.48    | 14.85    | 16.36    | 14.64   | 14.59   | 14.32   | 13.93   |          |        |
|        |         | Cumulative time (s)          | 145.35  | 132.54   | 117.89   | 103.17   | 88.69    | 73.84    | 57.48   | 42.84   | 28.25   | 13.93   | 2:25.35  |        |
|        |         | Speed (m/s)                  | 14.05   | 13.65    | 13.59    | 13.81    | 13.47    | 12.22    | 13.66   | 13.71   | 13.97   | 14.36   | 13.62    |        |
|        |         | Stride length (m)            | 5.83    | 5.76     | 5.84     | 6.00     | 5.89     | 5.56     | 5.68    | 5.70    | 5.78    | 5.93    | 5.79     |        |
|        |         | Stride duration (s)          | 0.405   | 0.422    | 0.430    | 0.434    | 0.437    | 0.455    | 0.415   | 0.416   | 0.414   | 0.413   | 0.425    |        |
|        |         | Stride efficiency (%)        | 53.05   | 51.85    | 53.36    | 56.17    | 54.16    | 48.32    | 50.33   | 50.73   | 52.12   | 54.90   | 52.43    |        |
|        |         | Stride count                 | 30.89   | 34.72    | 34.22    | 33.36    | 33.97    | 35.97    | 35.24   | 35.10   | 34.63   | 33.74   | 341.84   |        |



Note: Horizontal distance axis grid lines are 200m furlongs.

**Disclaimer.**

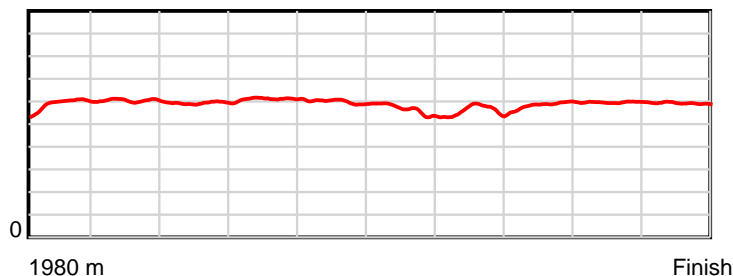
HRNZ and NZMTC and Thoroughbred Ratings Pty Ltd accepts no responsibility for the completeness or accuracy of any of the information contained herein, and makes no representations about its suitability for any particular purpose. Users should make their own judgements about those matters and/or seek independent advice. You assume all risks associated with use of the data provided on this page.

# Race Results

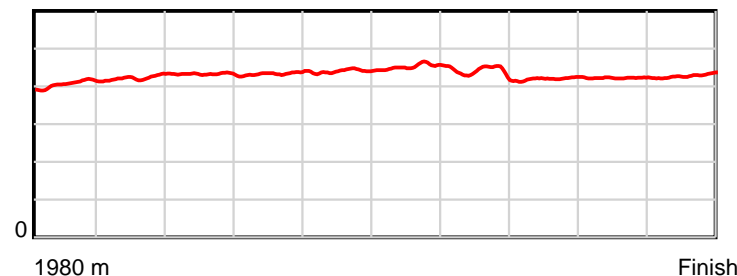
May 10, 2024, Race 9, CANPRINT 'BIONIC CHANCE BRACELET' (MOBILE PACE), Distance 1980m, Addington - Survey 1980m

| Result | TAB no. | Horse (Barrier)              | 1980 to      | 1800m to     | 1600m to     | 1400m to     | 1200m to     | 1000m to    | 800m to     | 600m to     | 400m to     | 200m to   | Total or       | Margin |
|--------|---------|------------------------------|--------------|--------------|--------------|--------------|--------------|-------------|-------------|-------------|-------------|-----------|----------------|--------|
| 4th    | 1       | <b>Caught The Eye (1)</b>    | <b>1800m</b> | <b>1600m</b> | <b>1400m</b> | <b>1200m</b> | <b>1000m</b> | <b>800m</b> | <b>600m</b> | <b>400m</b> | <b>200m</b> | <b>WP</b> | <b>Average</b> |        |
|        |         | Position in running (margin) | -            | 5(2.7)       | 3(5.7)       | 3(12.0)      | 3(12.1)      | 3(8.2)      | 3(4.5)      | 3(3.3)      | 2(0.8)      | 2(0.7)    |                | 5.00   |
|        |         | Sectional time (s)           | 12.85        | 14.02        | 14.61        | 14.19        | 14.86        | 16.20       | 15.71       | 14.59       | 14.32       | 14.47     |                |        |
|        |         | Cumulative time (s)          | 145.82       | 132.97       | 118.95       | 104.34       | 90.15        | 75.29       | 59.09       | 43.38       | 28.79       | 14.47     | 2:25.82        |        |
|        |         | Speed (m/s)                  | 14.01        | 14.27        | 13.69        | 14.09        | 13.46        | 12.35       | 12.73       | 13.71       | 13.97       | 13.82     | 13.58          |        |
|        |         | Stride length (m)            | 5.85         | 6.04         | 5.92         | 6.12         | 5.92         | 5.58        | 5.60        | 5.76        | 5.89        | 5.92      | 5.86           |        |
|        |         | Stride duration (s)          | 0.407        | 0.423        | 0.432        | 0.434        | 0.440        | 0.452       | 0.440       | 0.420       | 0.422       | 0.428     | 0.431          |        |
|        |         | Stride efficiency (%)        | 53.50        | 56.98        | 54.77        | 58.48        | 54.83        | 48.68       | 49.05       | 51.80       | 54.27       | 54.85     | 53.60          |        |
|        |         | Stride count                 | 30.76        | 33.12        | 33.78        | 32.69        | 33.76        | 35.83       | 35.70       | 34.74       | 33.94       | 33.76     | 338.08         |        |

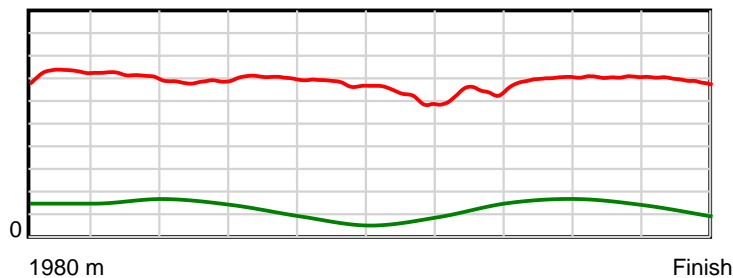
10 m Stride length



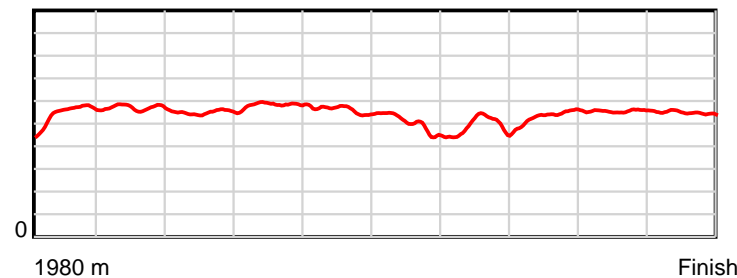
0.6 s Stride duration



20 m/sec Speed



100 % Stride efficiency



Note: Horizontal distance axis grid lines are 200m furlongs.

**Disclaimer.**

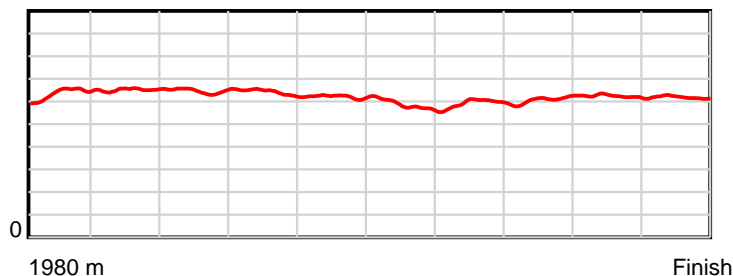
HRNZ and NZMTC and Thoroughbred Ratings Pty Ltd accepts no responsibility for the completeness or accuracy of any of the information contained herein, and makes no representations about its suitability for any particular purpose. Users should make their own judgements about those matters and/or seek independent advice. You assume all risks associated with use of the data provided on this page.

# Race Results

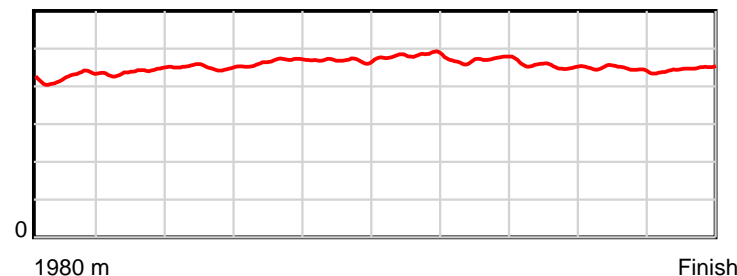
May 10, 2024, Race 9, CANPRINT 'BIONIC CHANCE BRACELET' (MOBILE PACE), Distance 1980m, Addington - Survey 1980m

| Result | TAB no. | Horse (Barrier)              | 1980 to | 1800m to | 1600m to | 1400m to | 1200m to | 1000m to | 800m to | 600m to | 400m to | 200m to | Total or | Margin |
|--------|---------|------------------------------|---------|----------|----------|----------|----------|----------|---------|---------|---------|---------|----------|--------|
| 5th    | 2       | Captainshavtim... (2)        | 1800m   | 1600m    | 1400m    | 1200m    | 1000m    | 800m     | 600m    | 400m    | 200m    | WP      | Average  |        |
|        |         | Position in running (margin) | -       | 1(0.0)   | 2(0.3)   | 2(3.1)   | 2(5.5)   | 2(3.4)   | 2(2.0)  | 2(2.1)  | 4(1.9)  | 5(2.3)  |          | 6.40   |
|        |         | Sectional time (s)           | 12.30   | 13.56    | 14.04    | 14.56    | 15.16    | 16.58    | 15.91   | 14.98   | 14.40   | 14.58   |          |        |
|        |         | Cumulative time (s)          | 146.07  | 133.77   | 120.21   | 106.17   | 91.61    | 76.45    | 59.87   | 43.96   | 28.98   | 14.58   | 2:26.07  |        |
|        |         | Speed (m/s)                  | 14.63   | 14.75    | 14.25    | 13.74    | 13.19    | 12.06    | 12.57   | 13.35   | 13.89   | 13.72   | 13.56    |        |
|        |         | Stride length (m)            | 6.29    | 6.48     | 6.42     | 6.39     | 6.18     | 5.82     | 5.92    | 6.06    | 6.21    | 6.13    | 6.18     |        |
|        |         | Stride duration (s)          | 0.424   | 0.440    | 0.450    | 0.466    | 0.469    | 0.482    | 0.471   | 0.454   | 0.447   | 0.447   | 0.456    |        |
|        |         | Stride efficiency (%)        | 61.74   | 65.69    | 64.36    | 63.87    | 59.70    | 52.89    | 54.73   | 57.46   | 60.17   | 58.76   | 59.71    |        |
|        |         | Stride count                 | 28.64   | 30.85    | 31.16    | 31.28    | 32.36    | 34.38    | 33.80   | 32.98   | 32.23   | 32.62   | 320.30   |        |

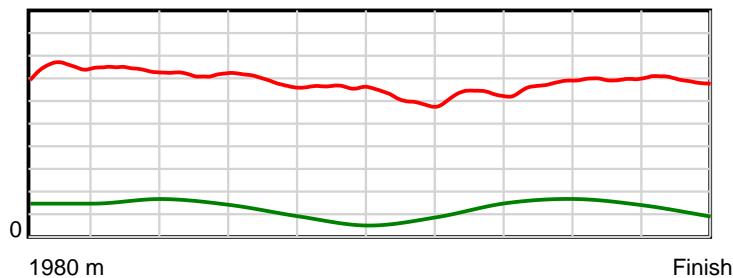
10 m Stride length



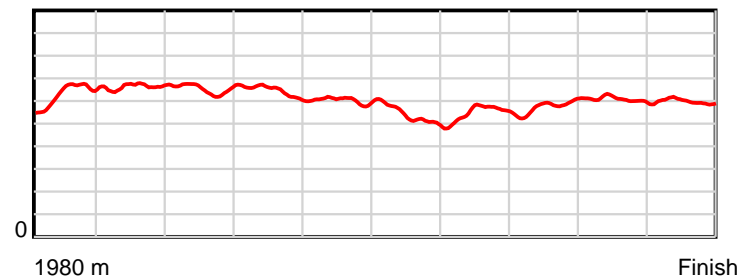
0.6 s Stride duration



20 m/sec Speed



100 % Stride efficiency



Note: Horizontal distance axis grid lines are 200m furlongs.

## Disclaimer.

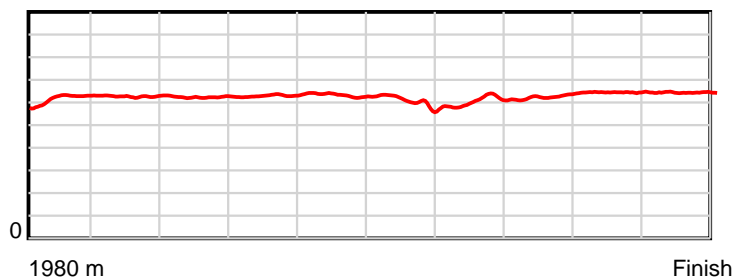
HRNZ and NZMTC and Thoroughbred Ratings Pty Ltd accepts no responsibility for the completeness or accuracy of any of the information contained herein, and makes no representations about its suitability for any particular purpose. Users should make their own judgements about those matters and/or seek independent advice. You assume all risks associated with use of the data provided on this page.

# Race Results

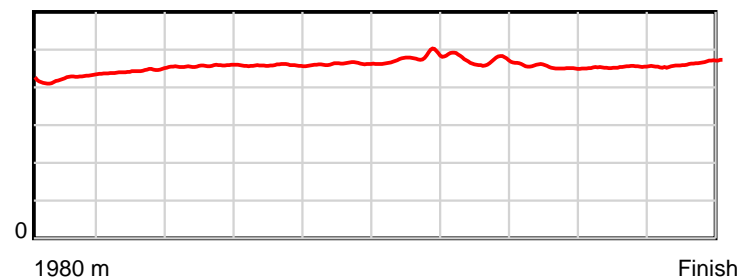
May 10, 2024, Race 9, CANPRINT 'BIONIC CHANCE BRACELET' (MOBILE PACE), Distance 1980m, Addington - Survey 1980m

| Result | TAB no. | Horse (Barrier)              | 1980 to | 1800m to | 1600m to | 1400m to | 1200m to | 1000m to | 800m to | 600m to | 400m to | 200m to | Total or | Margin |
|--------|---------|------------------------------|---------|----------|----------|----------|----------|----------|---------|---------|---------|---------|----------|--------|
| 6th    | 6       | Joyride(AUS) (6)             | 1800m   | 1600m    | 1400m    | 1200m    | 1000m    | 800m     | 600m    | 400m    | 200m    | WP      | Average  |        |
|        |         | Position in running (margin) | -       | 3(1.8)   | 4(7.0)   | 4(13.9)  | 4(15.9)  | 5(12.2)  | 6(8.3)  | 7(6.4)  | 8(4.4)  | 6(3.4)  |          | 6.90   |
|        |         | Sectional time (s)           | 12.62   | 14.38    | 14.71    | 14.50    | 14.90    | 16.15    | 15.59   | 14.69   | 14.17   | 14.46   |          |        |
|        |         | Cumulative time (s)          | 146.17  | 133.55   | 119.17   | 104.46   | 89.96    | 75.06    | 58.91   | 43.32   | 28.63   | 14.46   | 2:26.17  |        |
|        |         | Speed (m/s)                  | 14.26   | 13.91    | 13.60    | 13.79    | 13.42    | 12.38    | 12.83   | 13.61   | 14.11   | 13.83   | 13.55    |        |
|        |         | Stride length (m)            | 6.14    | 6.18     | 6.21     | 6.32     | 6.21     | 5.94     | 6.05    | 6.17    | 6.41    | 6.42    | 6.20     |        |
|        |         | Stride duration (s)          | 0.424   | 0.444    | 0.457    | 0.458    | 0.463    | 0.480    | 0.472   | 0.453   | 0.454   | 0.464   | 0.458    |        |
|        |         | Stride efficiency (%)        | 58.92   | 59.59    | 60.31    | 62.48    | 60.23    | 55.15    | 57.18   | 59.57   | 64.18   | 64.32   | 60.12    |        |
|        |         | Stride count                 | 29.31   | 32.39    | 32.19    | 31.63    | 32.22    | 33.66    | 33.06   | 32.39   | 31.21   | 31.17   | 319.23   |        |

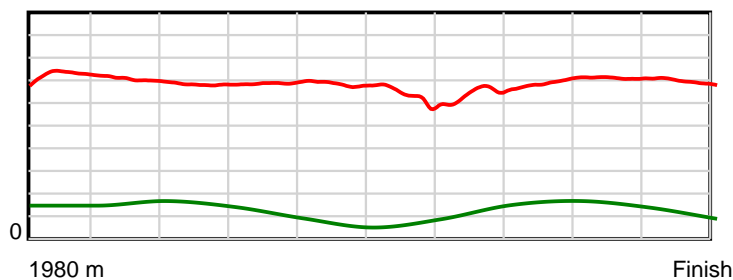
10 m Stride length



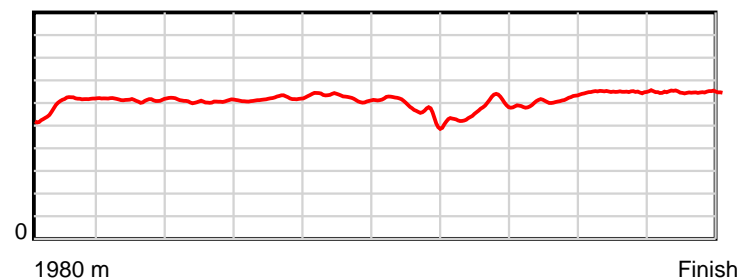
0.6 s Stride duration



20 m/sec Speed



100 % Stride efficiency



Note: Horizontal distance axis grid lines are 200m furlongs.

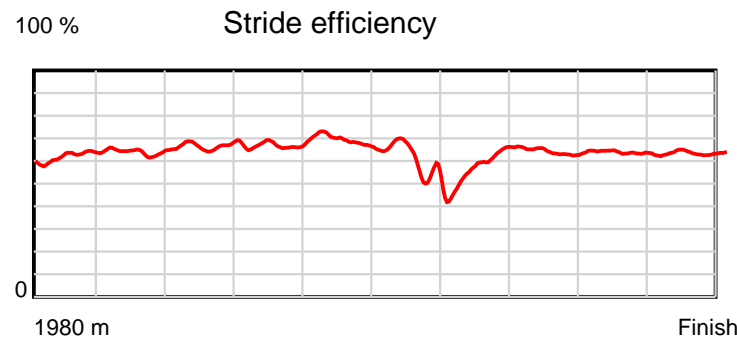
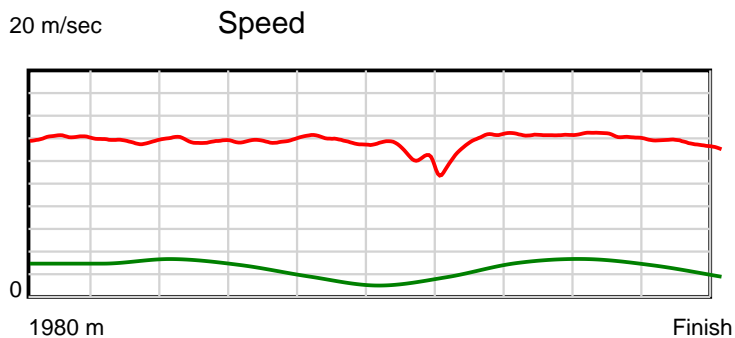
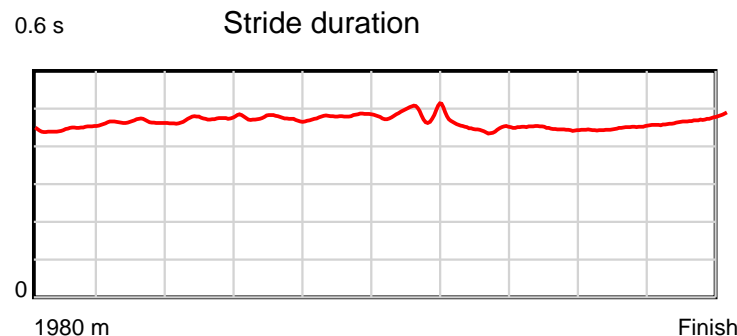
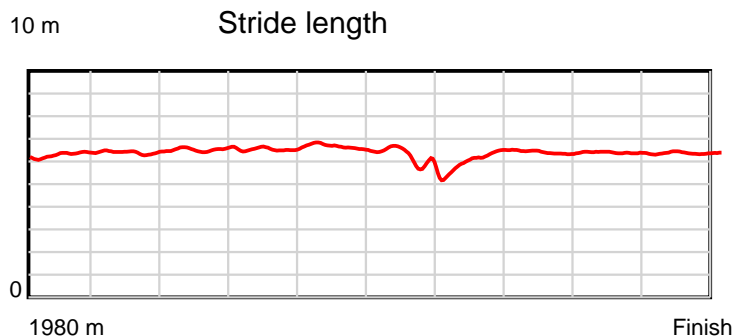
**Disclaimer.**

HRNZ and NZMTC and Thoroughbred Ratings Pty Ltd accepts no responsibility for the completeness or accuracy of any of the information contained herein, and makes no representations about its suitability for any particular purpose. Users should make their own judgements about those matters and/or seek independent advice. You assume all risks associated with use of the data provided on this page.

# Race Results

May 10, 2024, Race 9, CANPRINT 'BIONIC CHANCE BRACELET' (MOBILE PACE), Distance 1980m, Addington - Survey 1980m

| Result | TAB no. | Horse (Barrier)              | 1980 to      | 1800m to     | 1600m to     | 1400m to     | 1200m to     | 1000m to    | 800m to     | 600m to     | 400m to     | 200m to   | Total or       | Margin |
|--------|---------|------------------------------|--------------|--------------|--------------|--------------|--------------|-------------|-------------|-------------|-------------|-----------|----------------|--------|
| 7th    | 8       | <b>Gone Surfin (8)</b>       | <b>1800m</b> | <b>1600m</b> | <b>1400m</b> | <b>1200m</b> | <b>1000m</b> | <b>800m</b> | <b>600m</b> | <b>400m</b> | <b>200m</b> | <b>WP</b> | <b>Average</b> |        |
|        |         | Position in running (margin) | -            | 7(4.6)       | 8(13.8)      | 8(20.0)      | 8(21.7)      | 8(18.4)     | 10(15.7)    | 8(6.7)      | 6(4.0)      | 7(5.4)    |                | 10.90  |
|        |         | Sectional time (s)           | 13.22        | 15.04        | 14.60        | 14.45        | 14.96        | 16.36       | 14.42       | 14.56       | 14.56       | 14.76     |                |        |
|        |         | Cumulative time (s)          | 146.93       | 133.71       | 118.67       | 104.07       | 89.62        | 74.66       | 58.30       | 43.88       | 29.32       | 14.76     | 2:26.93        |        |
|        |         | Speed (m/s)                  | 13.62        | 13.30        | 13.70        | 13.84        | 13.37        | 12.22       | 13.87       | 13.74       | 13.74       | 13.55     | 13.48          |        |
|        |         | Stride length (m)            | 6.28         | 6.18         | 6.49         | 6.55         | 6.43         | 5.96        | 6.21        | 6.14        | 6.18        | 6.40      | 6.28           |        |
|        |         | Stride duration (s)          | 0.446        | 0.465        | 0.474        | 0.473        | 0.481        | 0.487       | 0.448       | 0.447       | 0.450       | 0.473     | 0.466          |        |
|        |         | Stride efficiency (%)        | 61.71        | 59.72        | 65.92        | 67.11        | 64.62        | 55.45       | 60.30       | 58.95       | 59.71       | 64.10     | 61.62          |        |
|        |         | Stride count                 | 28.64        | 32.35        | 30.79        | 30.52        | 31.10        | 33.57       | 32.20       | 32.56       | 32.35       | 31.23     | 315.31         |        |



Note: Horizontal distance axis grid lines are 200m furlongs.

#### Disclaimer.

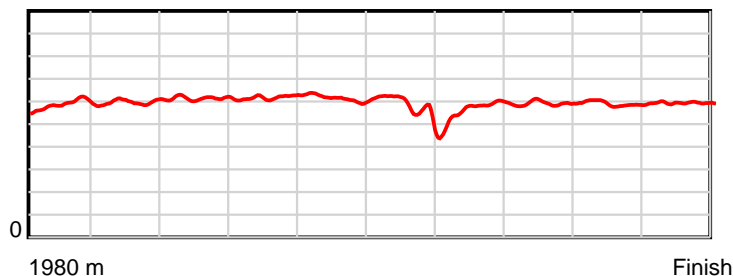
HRNZ and NZMTC and Thoroughbred Ratings Pty Ltd accepts no responsibility for the completeness or accuracy of any of the information contained herein, and makes no representations about its suitability for any particular purpose. Users should make their own judgements about those matters and/or seek independent advice. You assume all risks associated with use of the data provided on this page.

# Race Results

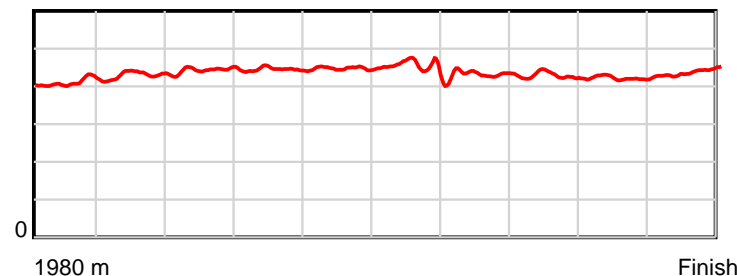
May 10, 2024, Race 9, CANPRINT 'BIONIC CHANCE BRACELET' (MOBILE PACE), Distance 1980m, Addington - Survey 1980m

| Result | TAB no. | Horse (Barrier)              | 1980 to | 1800m to | 1600m to | 1400m to | 1200m to | 1000m to | 800m to | 600m to | 400m to | 200m to | Total or | Margin |
|--------|---------|------------------------------|---------|----------|----------|----------|----------|----------|---------|---------|---------|---------|----------|--------|
| 8th    | 4       | Vincent Reactr... (4)        | 1800m   | 1600m    | 1400m    | 1200m    | 1000m    | 800m     | 600m    | 400m    | 200m    | WP      | Average  |        |
|        |         | Position in running (margin) | -       | 6(3.6)   | 7(11.0)  | 7(18.1)  | 7(19.6)  | 7(15.6)  | 9(12.6) | 10(8.6) | 9(6.5)  | 8(7.5)  |          | 12.90  |
|        |         | Sectional time (s)           | 12.88   | 14.75    | 14.74    | 14.41    | 14.85    | 16.32    | 15.23   | 14.67   | 14.50   | 14.97   |          |        |
|        |         | Cumulative time (s)          | 147.32  | 134.44   | 119.69   | 104.95   | 90.54    | 75.69    | 59.37   | 44.14   | 29.47   | 14.97   | 2:27.32  |        |
|        |         | Speed (m/s)                  | 13.97   | 13.56    | 13.57    | 13.88    | 13.47    | 12.25    | 13.13   | 13.63   | 13.79   | 13.36   | 13.44    |        |
|        |         | Stride length (m)            | 5.81    | 5.82     | 6.02     | 6.17     | 6.02     | 5.49     | 5.70    | 5.82    | 5.83    | 5.87    | 5.85     |        |
|        |         | Stride duration (s)          | 0.411   | 0.429    | 0.443    | 0.445    | 0.447    | 0.448    | 0.434   | 0.427   | 0.423   | 0.439   | 0.435    |        |
|        |         | Stride efficiency (%)        | 52.78   | 52.98    | 56.54    | 59.50    | 56.67    | 47.16    | 50.80   | 52.99   | 53.13   | 53.76   | 53.49    |        |
|        |         | Stride count                 | 30.97   | 34.35    | 33.25    | 32.41    | 33.21    | 36.41    | 35.08   | 34.35   | 34.30   | 34.10   | 338.43   |        |

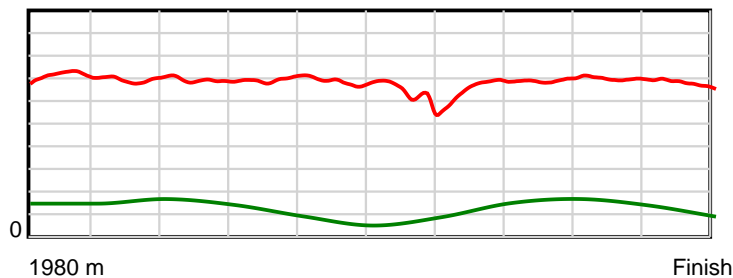
10 m Stride length



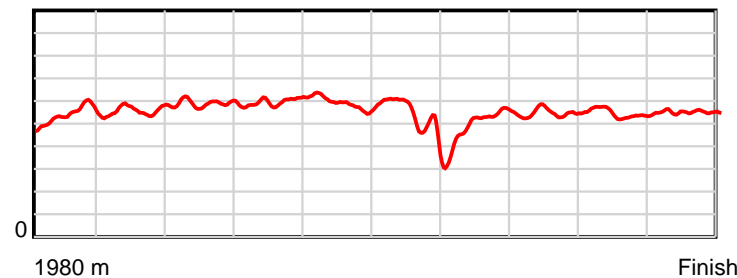
0.6 s Stride duration



20 m/sec Speed



100 % Stride efficiency



Note: Horizontal distance axis grid lines are 200m furlongs.

## Disclaimer.

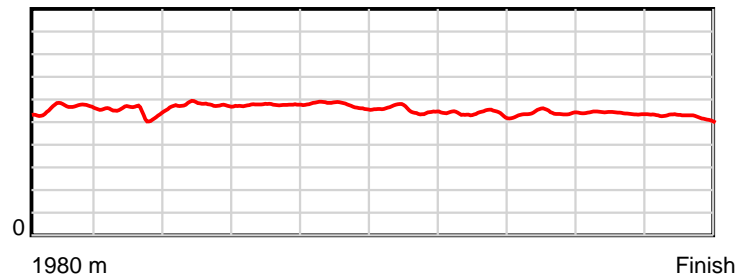
HRNZ and NZMTC and Thoroughbred Ratings Pty Ltd accepts no responsibility for the completeness or accuracy of any of the information contained herein, and makes no representations about its suitability for any particular purpose. Users should make their own judgements about those matters and/or seek independent advice. You assume all risks associated with use of the data provided on this page.

# Race Results

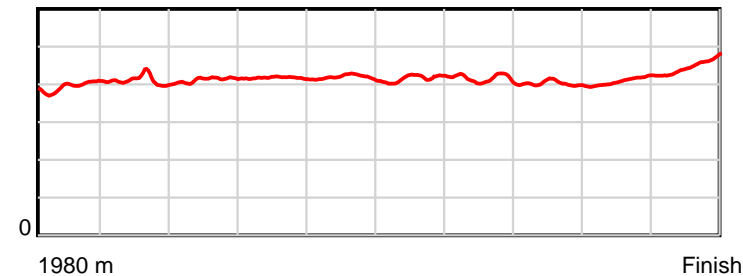
May 10, 2024, Race 9, CANPRINT 'BIONIC CHANCE BRACELET' (MOBILE PACE), Distance 1980m, Addington - Survey 1980m

| Result | TAB no. | Horse (Barrier)              | 1980 to | 1800m to | 1600m to | 1400m to | 1200m to | 1000m to | 800m to | 600m to | 400m to | 200m to | Total or | Margin |
|--------|---------|------------------------------|---------|----------|----------|----------|----------|----------|---------|---------|---------|---------|----------|--------|
| 9th    | 11      | Tyron's Connoi... (11)       | 1800m   | 1600m    | 1400m    | 1200m    | 1000m    | 800m     | 600m    | 400m    | 200m    | WP      | Average  |        |
|        |         | Position in running (margin) | -       | 11(6.1)  | 10(16.9) | 10(21.8) | 9(23.6)  | 9(18.6)  | 5(7.9)  | 6(5.2)  | 7(4.1)  | 9(9.5)  |          | 27.60  |
|        |         | Sectional time (s)           | 13.35   | 15.31    | 14.39    | 14.46    | 14.67    | 15.04    | 15.46   | 14.83   | 15.24   | 17.36   |          |        |
|        |         | Cumulative time (s)          | 150.11  | 136.76   | 121.45   | 107.06   | 92.60    | 77.93    | 62.89   | 47.43   | 32.60   | 17.36   | 2:30.11  |        |
|        |         | Speed (m/s)                  | 13.48   | 13.06    | 13.90    | 13.83    | 13.63    | 13.30    | 12.94   | 13.49   | 13.12   | 11.52   | 13.19    |        |
|        |         | Stride length (m)            | 5.56    | 5.35     | 5.74     | 5.77     | 5.71     | 5.54     | 5.36    | 5.42    | 5.38    | 5.19    | 5.49     |        |
|        |         | Stride duration (s)          | 0.395   | 0.409    | 0.413    | 0.417    | 0.419    | 0.416    | 0.415   | 0.402   | 0.410   | 0.450   | 0.417    |        |
|        |         | Stride efficiency (%)        | 48.34   | 44.71    | 51.41    | 52.06    | 50.86    | 47.88    | 44.97   | 45.95   | 45.24   | 42.04   | 47.18    |        |
|        |         | Stride count                 | 32.36   | 37.39    | 34.87    | 34.65    | 35.06    | 36.13    | 37.28   | 36.88   | 37.17   | 38.56   | 360.35   |        |

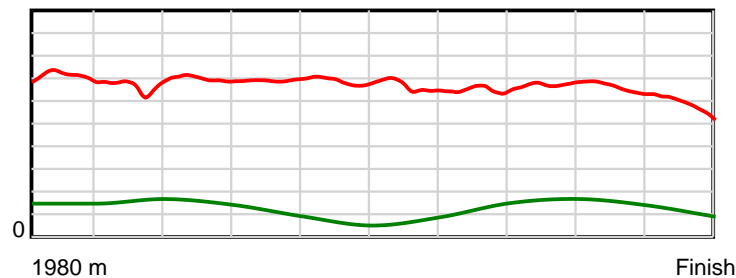
10 m Stride length



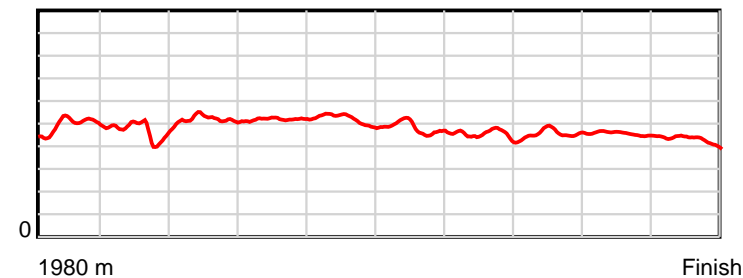
0.6 s Stride duration



20 m/sec Speed



100 % Stride efficiency



Note: Horizontal distance axis grid lines are 200m furlongs.

## Disclaimer.

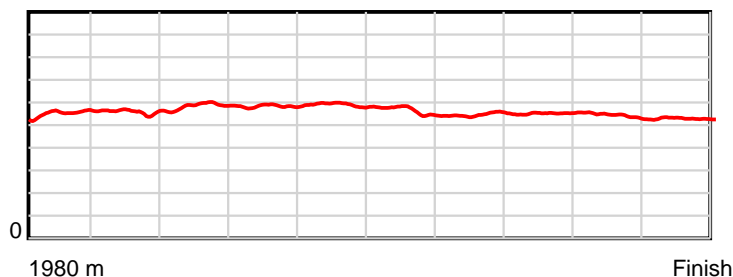
HRNZ and NZMTC and Thoroughbred Ratings Pty Ltd accepts no responsibility for the completeness or accuracy of any of the information contained herein, and makes no representations about its suitability for any particular purpose. Users should make their own judgements about those matters and/or seek independent advice. You assume all risks associated with use of the data provided on this page.

# Race Results

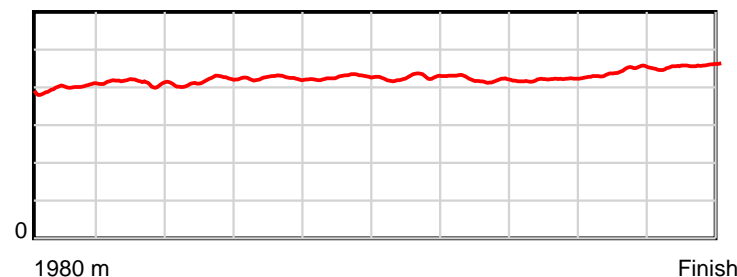
May 10, 2024, Race 9, CANPRINT 'BIONIC CHANCE BRACELET' (MOBILE PACE), Distance 1980m, Addington - Survey 1980m

| Result | TAB no. | Horse (Barrier)              | 1980 to | 1800m to | 1600m to | 1400m to | 1200m to | 1000m to | 800m to | 600m to | 400m to | 200m to  | Total or | Margin |
|--------|---------|------------------------------|---------|----------|----------|----------|----------|----------|---------|---------|---------|----------|----------|--------|
| 10th   | 7       | Showcase (7)                 | 1800m   | 1600m    | 1400m    | 1200m    | 1000m    | 800m     | 600m    | 400m    | 200m    | WP       | Average  |        |
|        |         | Position in running (margin) | -       | 10(5.9)  | 9(16.2)  | 9(21.8)  | 10(24.0) | 10(20.2) | 7(11.0) | 9(7.9)  | 10(9.6) | 10(22.4) |          | 39.10  |
|        |         | Sectional time (s)           | 13.36   | 15.23    | 14.50    | 14.53    | 14.88    | 15.27    | 15.40   | 15.29   | 16.48   | 17.35    |          |        |
|        |         | Cumulative time (s)          | 152.29  | 138.93   | 123.70   | 109.20   | 94.67    | 79.79    | 64.52   | 49.12   | 33.83   | 17.35    | 2:32.29  |        |
|        |         | Speed (m/s)                  | 13.47   | 13.13    | 13.79    | 13.76    | 13.44    | 13.10    | 12.99   | 13.08   | 12.14   | 11.53    | 13.00    |        |
|        |         | Stride length (m)            | 5.49    | 5.43     | 5.74     | 5.84     | 5.74     | 5.59     | 5.47    | 5.51    | 5.38    | 5.27     | 5.54     |        |
|        |         | Stride duration (s)          | 0.400   | 0.414    | 0.416    | 0.424    | 0.427    | 0.427    | 0.421   | 0.421   | 0.444   | 0.457    | 0.426    |        |
|        |         | Stride efficiency (%)        | 47.02   | 46.07    | 51.54    | 53.35    | 51.54    | 48.79    | 46.67   | 47.52   | 45.31   | 43.43    | 48.00    |        |
|        |         | Stride count                 | 32.82   | 36.83    | 34.82    | 34.23    | 34.82    | 35.79    | 36.60   | 36.27   | 37.14   | 37.94    | 357.26   |        |

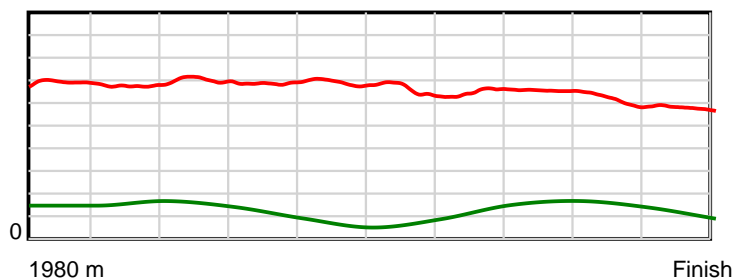
10 m Stride length



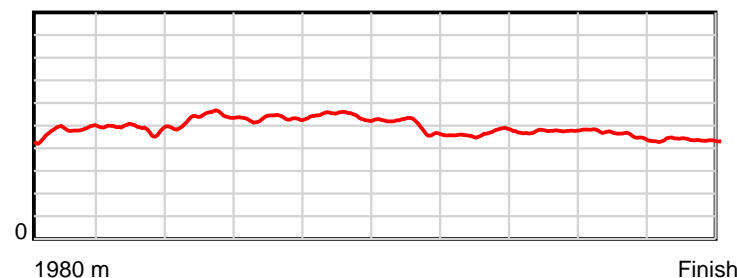
0.6 s Stride duration



20 m/sec Speed



100 % Stride efficiency



Note: Horizontal distance axis grid lines are 200m furlongs.

## Disclaimer.

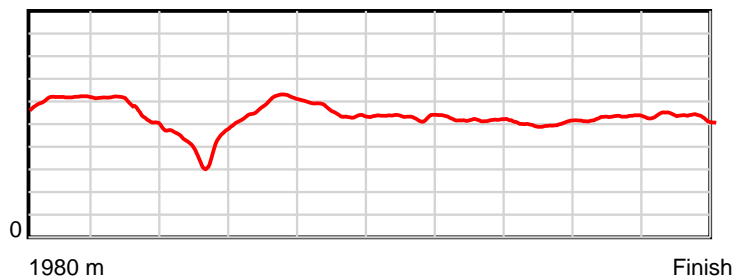
HRNZ and NZMTC and Thoroughbred Ratings Pty Ltd accepts no responsibility for the completeness or accuracy of any of the information contained herein, and makes no representations about its suitability for any particular purpose. Users should make their own judgements about those matters and/or seek independent advice. You assume all risks associated with use of the data provided on this page.

# Race Results

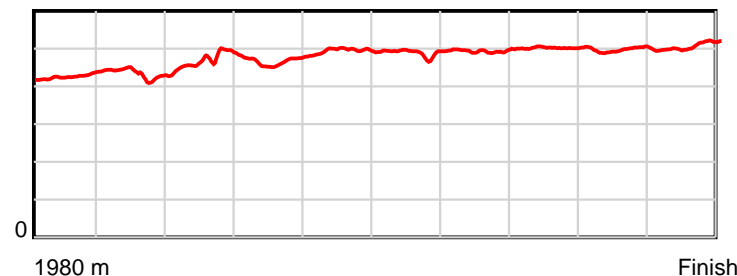
May 10, 2024, Race 9, CANPRINT 'BIONIC CHANCE BRACELET' (MOBILE PACE), Distance 1980m, Addington - Survey 1980m

| Result | TAB no. | Horse (Barrier)              | 1980 to      | 1800m to     | 1600m to     | 1400m to     | 1200m to     | 1000m to    | 800m to     | 600m to     | 400m to     | 200m to   | Total or       | Margin |
|--------|---------|------------------------------|--------------|--------------|--------------|--------------|--------------|-------------|-------------|-------------|-------------|-----------|----------------|--------|
| 11th   | 10      | <b>Absolute Babe (10)</b>    | <b>1800m</b> | <b>1600m</b> | <b>1400m</b> | <b>1200m</b> | <b>1000m</b> | <b>800m</b> | <b>600m</b> | <b>400m</b> | <b>200m</b> | <b>WP</b> | <b>Average</b> |        |
|        |         | Position in running (margin) | -            | 9(5.8)       | 11(18.3)     | 11(80.1)     | 11(91.6)     | 11(108.7)   | 11(120.1)   | 11(139.2)   | 11(170.6)   | 11(199.5) |                | 204.60 |
|        |         | Sectional time (s)           | 13.38        | 15.59        | 23.85        | 16.09        | 18.36        | 18.71       | 19.09       | 20.24       | 19.15       | 19.28     |                |        |
|        |         | Cumulative time (s)          | 183.74       | 170.36       | 154.77       | 130.92       | 114.83       | 96.47       | 77.76       | 58.67       | 38.43       | 19.28     | 3:03.74        |        |
|        |         | Speed (m/s)                  | 13.45        | 12.83        | 8.39         | 12.43        | 10.89        | 10.69       | 10.48       | 9.88        | 10.44       | 10.37     | 10.78          |        |
|        |         | Stride length (m)            | 6.05         | 5.55         | 3.92         | 5.80         | 5.39         | 5.24        | 5.17        | 4.96        | 5.19        | 5.27      | 5.18           |        |
|        |         | Stride duration (s)          | 0.426        | 0.432        | 0.468        | 0.467        | 0.495        | 0.490       | 0.494       | 0.502       | 0.497       | 0.508     | 0.481          |        |
|        |         | Stride efficiency (%)        | 57.16        | 48.05        | 24.06        | 52.65        | 45.40        | 42.83       | 41.81       | 38.42       | 42.09       | 43.42     | 41.98          |        |
|        |         | Stride count                 | 29.76        | 36.07        | 50.97        | 34.46        | 37.10        | 38.20       | 38.66       | 40.33       | 38.54       | 37.94     | 382.03         |        |

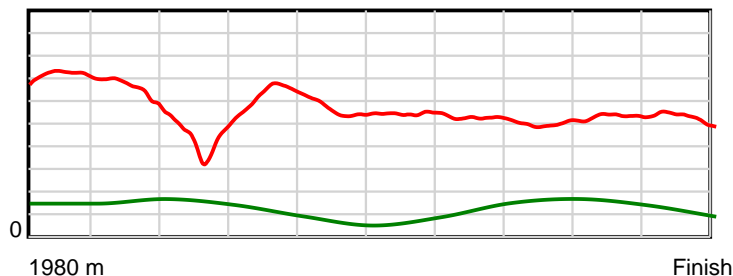
10 m Stride length



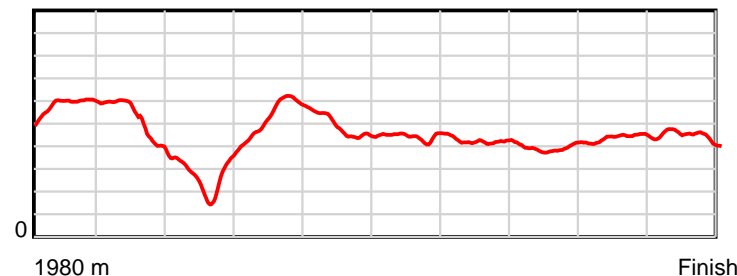
0.6 s Stride duration



20 m/sec Speed



100 % Stride efficiency



Note: Horizontal distance axis grid lines are 200m furlongs.

**Disclaimer.**

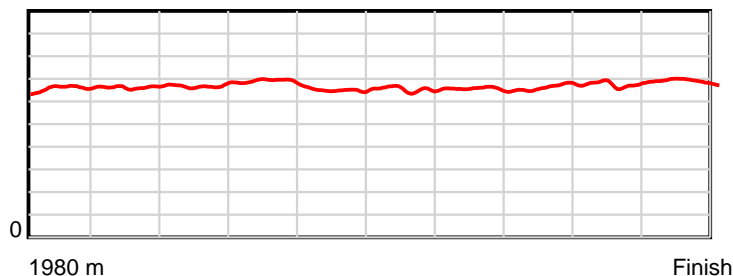
HRNZ and NZMTC and Thoroughbred Ratings Pty Ltd accepts no responsibility for the completeness or accuracy of any of the information contained herein, and makes no representations about its suitability for any particular purpose. Users should make their own judgements about those matters and/or seek independent advice. You assume all risks associated with use of the data provided on this page.

# Race Results

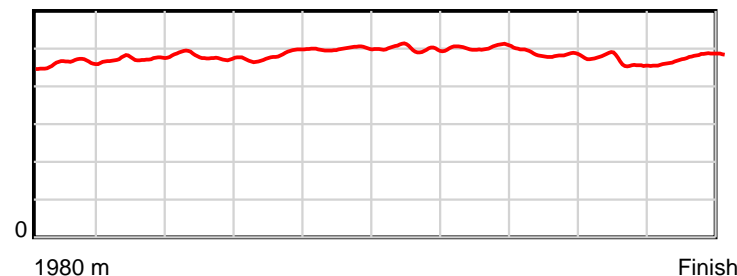
May 10, 2024, Race 10, GOLD BAND TAXIS MOBILE PACE, Distance 1980m, Addington - Survey 1980m

| Result | TAB no. | Horse (Barrier)              | 1980 to | 1800m to | 1600m to | 1400m to | 1200m to | 1000m to | 800m to | 600m to | 400m to | 200m to | Total or | Margin |
|--------|---------|------------------------------|---------|----------|----------|----------|----------|----------|---------|---------|---------|---------|----------|--------|
| 1st    | 9       | Neverseenthera... (9)        | 1800m   | 1600m    | 1400m    | 1200m    | 1000m    | 800m     | 600m    | 400m    | 200m    | WP      | Average  |        |
|        |         | Position in running (margin) | -       | 8(5.1)   | 7(5.9)   | 4(2.6)   | 3(2.4)   | 6(4.4)   | 6(5.3)  | 6(5.5)  | 6(4.5)  | 3(1.7)  |          | 0.00   |
|        |         | Sectional time (s)           | 12.91   | 14.60    | 14.65    | 13.92    | 15.51    | 15.44    | 15.20   | 14.67   | 13.94   | 13.89   |          |        |
|        |         | Cumulative time (s)          | 144.73  | 131.82   | 117.22   | 102.57   | 88.65    | 73.14    | 57.70   | 42.50   | 27.83   | 13.89   | 2:24.73  |        |
|        |         | Speed (m/s)                  | 13.95   | 13.70    | 13.65    | 14.37    | 12.89    | 12.95    | 13.16   | 13.63   | 14.35   | 14.40   | 13.68    |        |
|        |         | Stride length (m)            | 6.62    | 6.48     | 6.54     | 6.94     | 6.44     | 6.49     | 6.62    | 6.58    | 6.68    | 6.89    | 6.62     |        |
|        |         | Stride duration (s)          | 0.462   | 0.473    | 0.479    | 0.483    | 0.499    | 0.501    | 0.503   | 0.482   | 0.465   | 0.479   | 0.484    |        |
|        |         | Stride efficiency (%)        | 68.40   | 65.71    | 66.87    | 75.36    | 64.80    | 65.76    | 68.47   | 67.60   | 69.72   | 74.28   | 68.58    |        |
|        |         | Stride count                 | 27.21   | 30.84    | 30.57    | 28.80    | 31.06    | 30.83    | 30.21   | 30.41   | 29.94   | 29.01   | 298.88   |        |

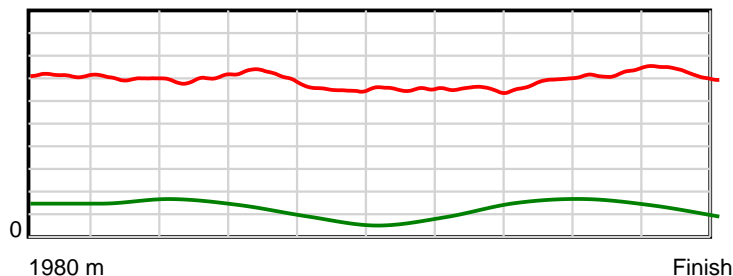
10 m Stride length



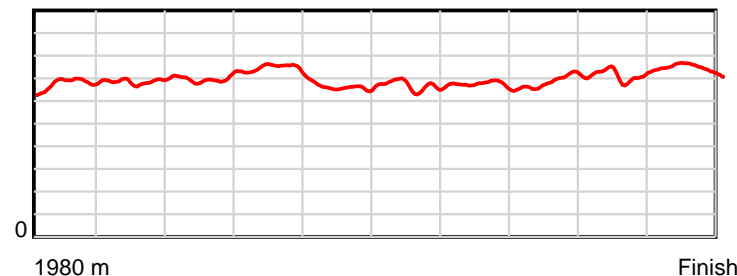
0.6 s Stride duration



20 m/sec Speed



100 % Stride efficiency



Note: Horizontal distance axis grid lines are 200m furlongs.

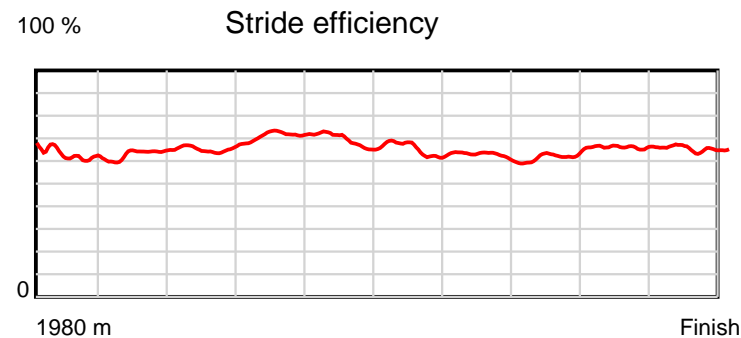
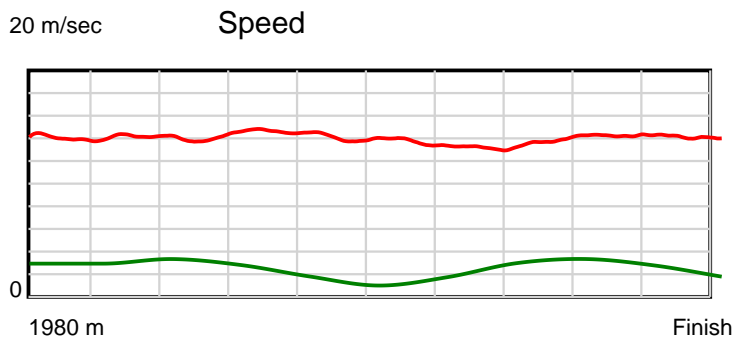
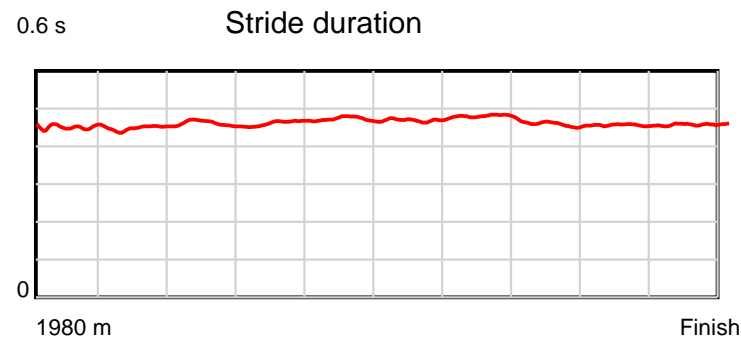
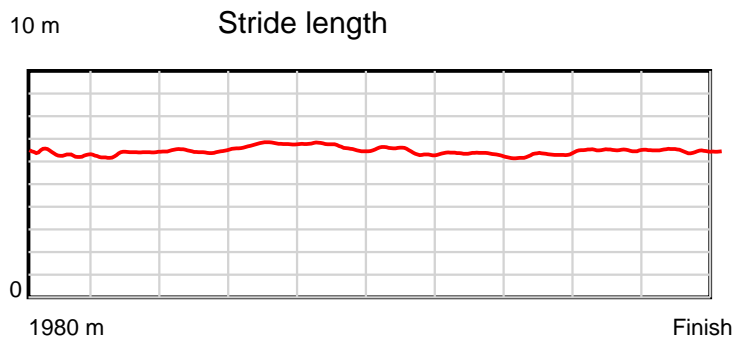
## Disclaimer.

HRNZ and NZMTC and Thoroughbred Ratings Pty Ltd accepts no responsibility for the completeness or accuracy of any of the information contained herein, and makes no representations about its suitability for any particular purpose. Users should make their own judgements about those matters and/or seek independent advice. You assume all risks associated with use of the data provided on this page.

# Race Results

May 10, 2024, Race 10, GOLD BAND TAXIS MOBILE PACE, Distance 1980m, Addington - Survey 1980m

| Result | TAB no. | Horse (Barrier)              | 1980 to      | 1800m to     | 1600m to     | 1400m to     | 1200m to     | 1000m to    | 800m to     | 600m to     | 400m to     | 200m to   | Total or       | Margin |
|--------|---------|------------------------------|--------------|--------------|--------------|--------------|--------------|-------------|-------------|-------------|-------------|-----------|----------------|--------|
| 2nd    | 14      | <b>Miki's Courage (13)</b>   | <b>1800m</b> | <b>1600m</b> | <b>1400m</b> | <b>1200m</b> | <b>1000m</b> | <b>800m</b> | <b>600m</b> | <b>400m</b> | <b>200m</b> | <b>WP</b> | <b>Average</b> |        |
|        |         | Position in running (margin) | -            | 13(8.9)      | 13(10.2)     | 10(6.9)      | 7(5.3)       | 4(2.9)      | 2(1.3)      | 2(1.2)      | 2(0.8)      | 1(0.0)    |                | 0.10   |
|        |         | Sectional time (s)           | 13.42        | 14.66        | 14.67        | 13.69        | 14.79        | 15.01       | 15.17       | 14.76       | 14.27       | 14.32     |                |        |
|        |         | Cumulative time (s)          | 144.76       | 131.34       | 116.68       | 102.01       | 88.32        | 73.53       | 58.52       | 43.35       | 28.59       | 14.32     | 2:24.76        |        |
|        |         | Speed (m/s)                  | 13.42        | 13.64        | 13.63        | 14.61        | 13.52        | 13.32       | 13.18       | 13.55       | 14.02       | 13.97     | 13.68          |        |
|        |         | Stride length (m)            | 6.26         | 6.12         | 6.29         | 6.76         | 6.39         | 6.27        | 6.31        | 6.20        | 6.38        | 6.40      | 6.33           |        |
|        |         | Stride duration (s)          | 0.451        | 0.448        | 0.461        | 0.462        | 0.472        | 0.471       | 0.479       | 0.458       | 0.455       | 0.459     | 0.463          |        |
|        |         | Stride efficiency (%)        | 61.25        | 58.44        | 61.81        | 71.31        | 63.77        | 61.49       | 62.24       | 60.09       | 63.59       | 64.09     | 62.70          |        |
|        |         | Stride count                 | 28.75        | 32.70        | 31.80        | 29.61        | 31.31        | 31.88       | 31.69       | 32.25       | 31.35       | 31.23     | 312.57         |        |



Note: Horizontal distance axis grid lines are 200m furlongs.

#### Disclaimer.

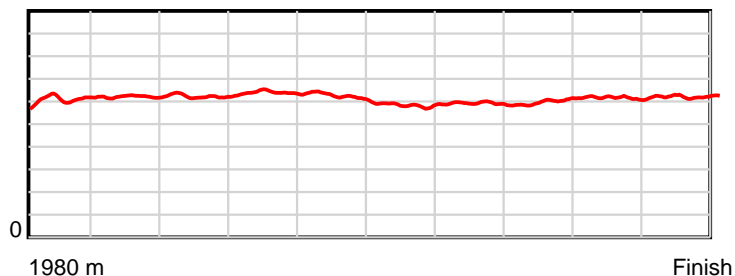
HRNZ and NZMTC and Thoroughbred Ratings Pty Ltd accepts no responsibility for the completeness or accuracy of any of the information contained herein, and makes no representations about its suitability for any particular purpose. Users should make their own judgements about those matters and/or seek independent advice. You assume all risks associated with use of the data provided on this page.

# Race Results

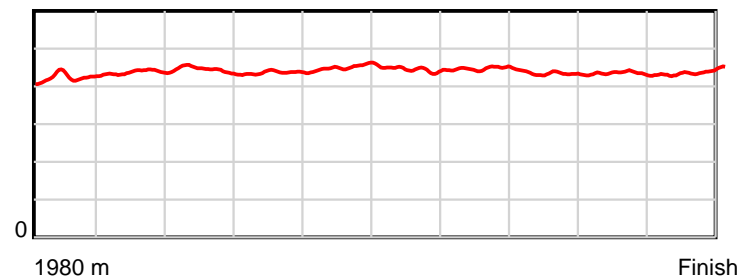
May 10, 2024, Race 10, GOLD BAND TAXIS MOBILE PACE, Distance 1980m, Addington - Survey 1980m

| Result | TAB no. | Horse (Barrier)              | 1980 to | 1800m to | 1600m to | 1400m to | 1200m to | 1000m to | 800m to | 600m to | 400m to | 200m to | Total or | Margin |
|--------|---------|------------------------------|---------|----------|----------|----------|----------|----------|---------|---------|---------|---------|----------|--------|
| 3rd    | 13      | Dave Duley (12)              | 1800m   | 1600m    | 1400m    | 1200m    | 1000m    | 800m     | 600m    | 400m    | 200m    | WP      | Average  |        |
|        |         | Position in running (margin) | -       | 11(7.5)  | 9(8.2)   | 7(5.1)   | 4(3.5)   | 3(2.3)   | 4(3.4)  | 4(3.4)  | 4(2.4)  | 5(1.9)  |          | 1.80   |
|        |         | Sectional time (s)           | 13.42   | 14.57    | 14.69    | 13.68    | 14.99    | 15.45    | 15.19   | 14.67   | 14.31   | 14.10   |          |        |
|        |         | Cumulative time (s)          | 145.07  | 131.65   | 117.08   | 102.39   | 88.71    | 73.72    | 58.27   | 43.08   | 28.41   | 14.10   | 2:25.07  |        |
|        |         | Speed (m/s)                  | 13.42   | 13.73    | 13.61    | 14.62    | 13.34    | 12.94    | 13.17   | 13.63   | 13.98   | 14.18   | 13.65    |        |
|        |         | Stride length (m)            | 6.04    | 6.00     | 6.05     | 6.39     | 6.02     | 5.75     | 5.89    | 5.91    | 6.08    | 6.21    | 6.03     |        |
|        |         | Stride duration (s)          | 0.424   | 0.437    | 0.444    | 0.437    | 0.451    | 0.444    | 0.447   | 0.433   | 0.435   | 0.438   | 0.442    |        |
|        |         | Stride efficiency (%)        | 57.06   | 56.29    | 57.16    | 63.71    | 56.61    | 51.69    | 54.28   | 54.49   | 57.71   | 60.33   | 56.80    |        |
|        |         | Stride count                 | 29.79   | 33.32    | 33.07    | 31.32    | 33.23    | 34.78    | 33.94   | 33.87   | 32.91   | 32.19   | 328.42   |        |

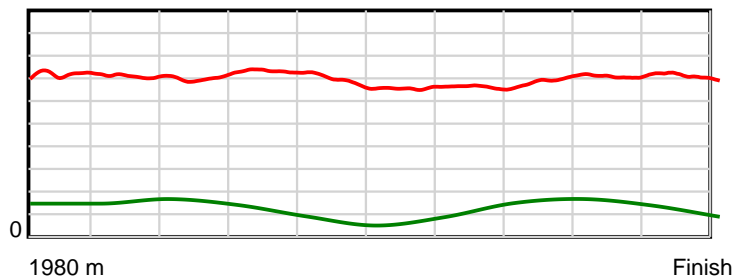
10 m Stride length



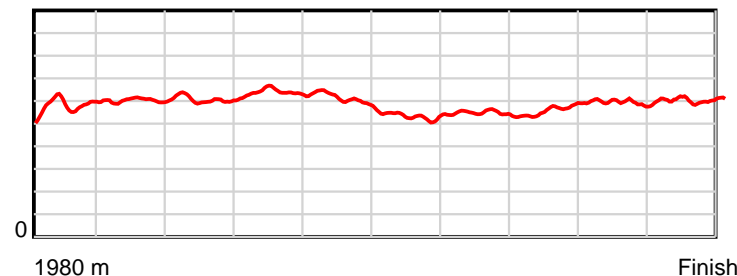
0.6 s Stride duration



20 m/sec Speed



100 % Stride efficiency



Note: Horizontal distance axis grid lines are 200m furlongs.

## Disclaimer.

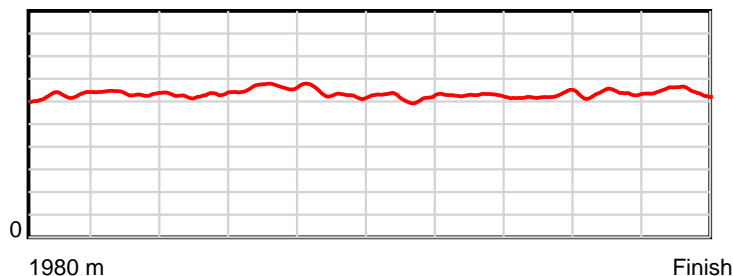
HRNZ and NZMTC and Thoroughbred Ratings Pty Ltd accepts no responsibility for the completeness or accuracy of any of the information contained herein, and makes no representations about its suitability for any particular purpose. Users should make their own judgements about those matters and/or seek independent advice. You assume all risks associated with use of the data provided on this page.

# Race Results

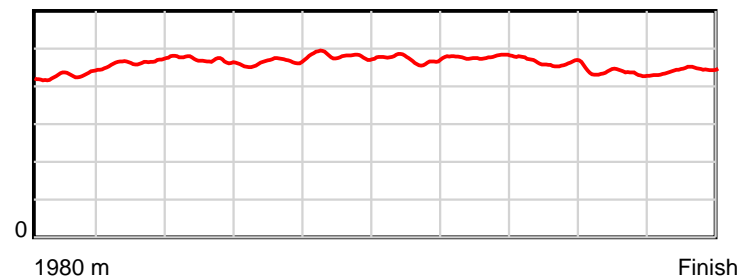
May 10, 2024, Race 10, GOLD BAND TAXIS MOBILE PACE, Distance 1980m, Addington - Survey 1980m

| Result | TAB no. | Horse (Barrier)              | 1980 to | 1800m to | 1600m to | 1400m to | 1200m to | 1000m to | 800m to | 600m to | 400m to | 200m to | Total or | Margin |
|--------|---------|------------------------------|---------|----------|----------|----------|----------|----------|---------|---------|---------|---------|----------|--------|
| 4th    | 10      | Remission (10)               | 1800m   | 1600m    | 1400m    | 1200m    | 1000m    | 800m     | 600m    | 400m    | 200m    | WP      | Average  |        |
|        |         | Position in running (margin) | -       | 12(7.6)  | 11(8.9)  | 11(7.7)  | 11(7.8)  | 9(7.9)   | 9(7.5)  | 9(7.7)  | 9(7.9)  | 8(4.1)  |          | 2.00   |
|        |         | Sectional time (s)           | 13.41   | 14.66    | 15.00    | 13.98    | 15.19    | 15.22    | 15.20   | 14.87   | 13.77   | 13.81   |          |        |
|        |         | Cumulative time (s)          | 145.11  | 131.70   | 117.04   | 102.04   | 88.06    | 72.87    | 57.65   | 42.45   | 27.58   | 13.81   | 2:25.11  |        |
|        |         | Speed (m/s)                  | 13.43   | 13.64    | 13.33    | 14.31    | 13.17    | 13.14    | 13.16   | 13.45   | 14.52   | 14.48   | 13.65    |        |
|        |         | Stride length (m)            | 6.24    | 6.33     | 6.27     | 6.65     | 6.33     | 6.20     | 6.28    | 6.23    | 6.32    | 6.42    | 6.33     |        |
|        |         | Stride duration (s)          | 0.430   | 0.464    | 0.470    | 0.465    | 0.481    | 0.472    | 0.478   | 0.463   | 0.435   | 0.444   | 0.464    |        |
|        |         | Stride efficiency (%)        | 60.84   | 62.64    | 61.40    | 69.13    | 62.63    | 60.09    | 61.70   | 60.73   | 62.36   | 64.47   | 62.54    |        |
|        |         | Stride count                 | 28.85   | 31.59    | 31.91    | 30.07    | 31.59    | 32.25    | 31.83   | 32.08   | 31.66   | 31.14   | 312.97   |        |

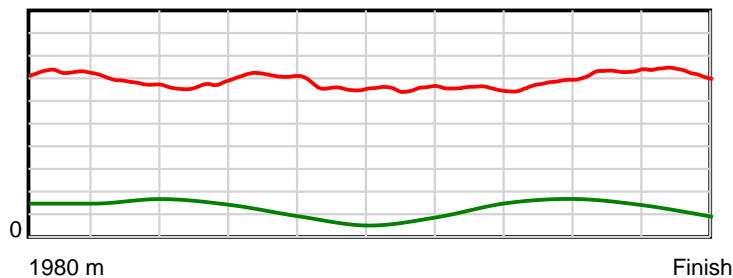
10 m Stride length



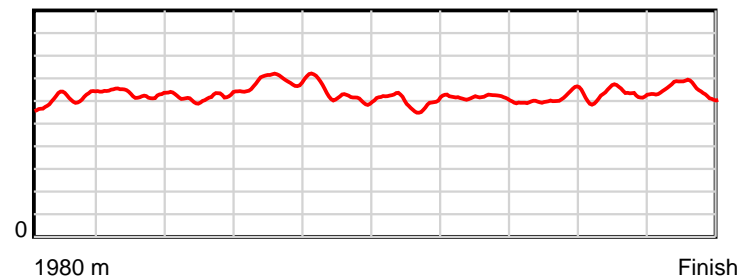
0.6 s Stride duration



20 m/sec Speed



100 % Stride efficiency



Note: Horizontal distance axis grid lines are 200m furlongs.

**Disclaimer.**

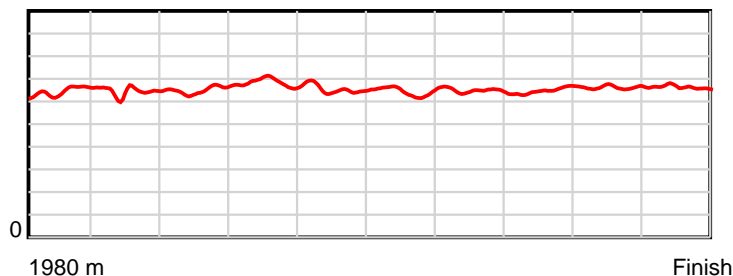
HRNZ and NZMTC and Thoroughbred Ratings Pty Ltd accepts no responsibility for the completeness or accuracy of any of the information contained herein, and makes no representations about its suitability for any particular purpose. Users should make their own judgements about those matters and/or seek independent advice. You assume all risks associated with use of the data provided on this page.

# Race Results

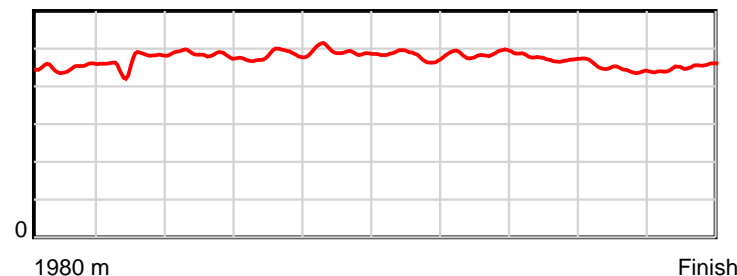
May 10, 2024, Race 10, GOLD BAND TAXIS MOBILE PACE, Distance 1980m, Addington - Survey 1980m

| Result | TAB no. | Horse (Barrier)              | 1980 to | 1800m to | 1600m to | 1400m to | 1200m to | 1000m to | 800m to  | 600m to  | 400m to | 200m to | Total or | Margin |
|--------|---------|------------------------------|---------|----------|----------|----------|----------|----------|----------|----------|---------|---------|----------|--------|
| 5th    | 4       | Scarlett's Leg... (4)        | 1800m   | 1600m    | 1400m    | 1200m    | 1000m    | 800m     | 600m     | 400m     | 200m    | WP      | Average  |        |
|        |         | Position in running (margin) | -       | 7(4.6)   | 10(8.6)  | 12(7.9)  | 12(9.6)  | 12(10.8) | 11(10.0) | 11(10.0) | 11(9.8) | 9(5.0)  |          | 2.10   |
|        |         | Sectional time (s)           | 13.04   | 15.11    | 15.10    | 14.24    | 15.39    | 15.15    | 15.17    | 14.80    | 13.60   | 13.52   |          |        |
|        |         | Cumulative time (s)          | 145.12  | 132.08   | 116.97   | 101.87   | 87.63    | 72.24    | 57.09    | 41.92    | 27.12   | 13.52   | 2:25.12  |        |
|        |         | Speed (m/s)                  | 13.81   | 13.24    | 13.25    | 14.04    | 13.00    | 13.20    | 13.18    | 13.51    | 14.71   | 14.79   | 13.64    |        |
|        |         | Stride length (m)            | 6.45    | 6.18     | 6.43     | 6.77     | 6.41     | 6.35     | 6.41     | 6.40     | 6.54    | 6.68    | 6.46     |        |
|        |         | Stride duration (s)          | 0.452   | 0.467    | 0.485    | 0.482    | 0.493    | 0.481    | 0.486    | 0.474    | 0.445   | 0.452   | 0.473    |        |
|        |         | Stride efficiency (%)        | 65.09   | 59.67    | 64.53    | 71.67    | 64.17    | 63.05    | 64.16    | 63.98    | 66.79   | 69.73   | 65.17    |        |
|        |         | Stride count                 | 27.89   | 32.37    | 31.12    | 29.53    | 31.21    | 31.49    | 31.21    | 31.26    | 30.59   | 29.94   | 306.61   |        |

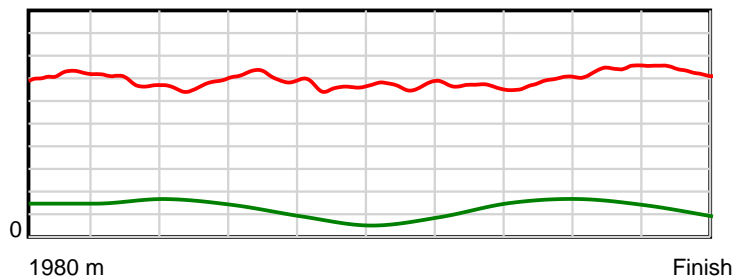
10 m Stride length



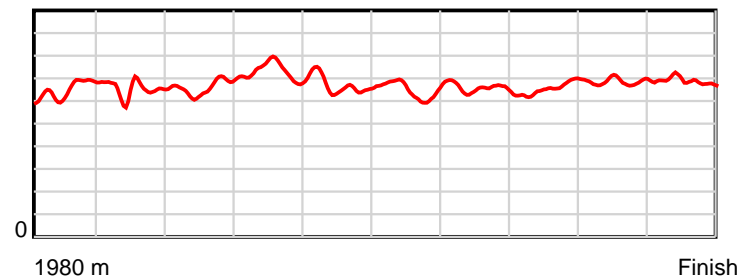
0.6 s Stride duration



20 m/sec Speed



100 % Stride efficiency



Note: Horizontal distance axis grid lines are 200m furlongs.

**Disclaimer.**

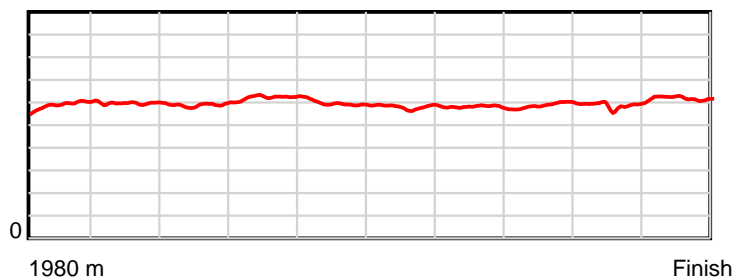
HRNZ and NZMTC and Thoroughbred Ratings Pty Ltd accepts no responsibility for the completeness or accuracy of any of the information contained herein, and makes no representations about its suitability for any particular purpose. Users should make their own judgements about those matters and/or seek independent advice. You assume all risks associated with use of the data provided on this page.

# Race Results

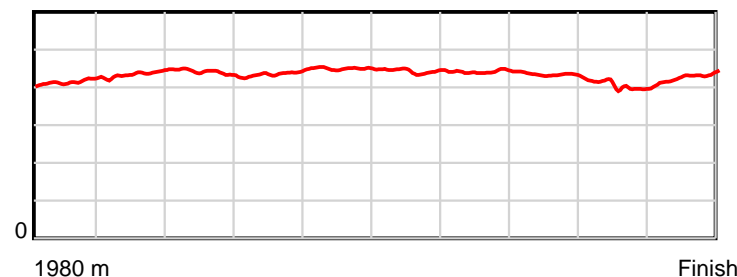
May 10, 2024, Race 10, GOLD BAND TAXIS MOBILE PACE, Distance 1980m, Addington - Survey 1980m

| Result | TAB no. | Horse (Barrier)              | 1980 to | 1800m to | 1600m to | 1400m to | 1200m to | 1000m to | 800m to | 600m to | 400m to | 200m to | Total or | Margin |
|--------|---------|------------------------------|---------|----------|----------|----------|----------|----------|---------|---------|---------|---------|----------|--------|
| 6th    | 1       | Millwood Godde... (1)        | 1800m   | 1600m    | 1400m    | 1200m    | 1000m    | 800m     | 600m    | 400m    | 200m    | WP      | Average  |        |
|        |         | Position in running (margin) | -       | 9(5.3)   | 8(7.2)   | 9(5.9)   | 9(6.0)   | 7(5.7)   | 7(6.0)  | 7(6.1)  | 7(6.1)  | 7(3.9)  |          | 2.20   |
|        |         | Sectional time (s)           | 12.96   | 14.76    | 14.99    | 13.98    | 15.13    | 15.33    | 15.19   | 14.83   | 14.04   | 13.93   |          |        |
|        |         | Cumulative time (s)          | 145.14  | 132.18   | 117.42   | 102.43   | 88.45    | 73.32    | 57.99   | 42.80   | 27.97   | 13.93   | 2:25.14  |        |
|        |         | Speed (m/s)                  | 13.89   | 13.55    | 13.34    | 14.31    | 13.22    | 13.05    | 13.17   | 13.49   | 14.25   | 14.36   | 13.64    |        |
|        |         | Stride length (m)            | 5.88    | 5.90     | 5.88     | 6.23     | 5.95     | 5.79     | 5.81    | 5.85    | 5.76    | 6.16    | 5.92     |        |
|        |         | Stride duration (s)          | 0.415   | 0.435    | 0.441    | 0.436    | 0.450    | 0.443    | 0.441   | 0.434   | 0.404   | 0.429   | 0.434    |        |
|        |         | Stride efficiency (%)        | 53.98   | 54.32    | 53.95    | 60.73    | 55.27    | 52.32    | 52.75   | 53.50   | 51.80   | 59.36   | 54.70    |        |
|        |         | Stride count                 | 30.63   | 33.92    | 34.04    | 32.08    | 33.63    | 34.57    | 34.42   | 34.18   | 34.74   | 32.45   | 334.66   |        |

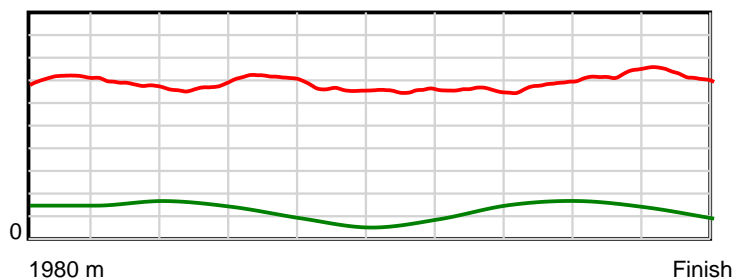
10 m Stride length



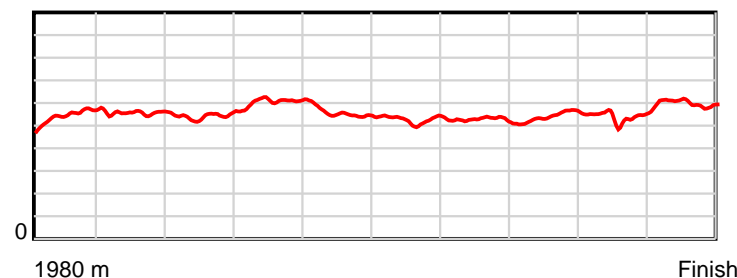
0.6 s Stride duration



20 m/sec Speed



100 % Stride efficiency



Note: Horizontal distance axis grid lines are 200m furlongs.

## Disclaimer.

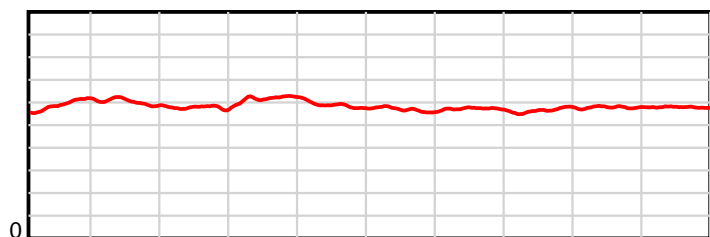
HRNZ and NZMTC and Thoroughbred Ratings Pty Ltd accepts no responsibility for the completeness or accuracy of any of the information contained herein, and makes no representations about its suitability for any particular purpose. Users should make their own judgements about those matters and/or seek independent advice. You assume all risks associated with use of the data provided on this page.

# Race Results

May 10, 2024, Race 10, GOLD BAND TAXIS MOBILE PACE, Distance 1980m, Addington - Survey 1980m

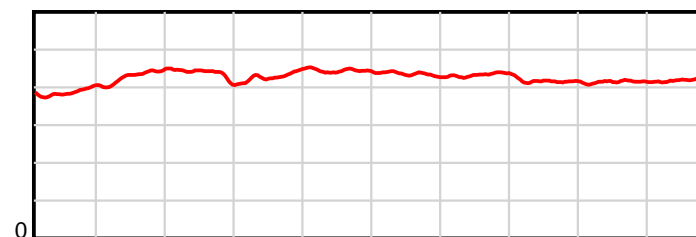
| Result | TAB no. | Horse (Barrier)              | 1980 to      | 1800m to     | 1600m to     | 1400m to     | 1200m to     | 1000m to    | 800m to     | 600m to     | 400m to     | 200m to   | Total or       | Margin |
|--------|---------|------------------------------|--------------|--------------|--------------|--------------|--------------|-------------|-------------|-------------|-------------|-----------|----------------|--------|
| 7th    | 7       | <b>Follow Your Dr... (7)</b> | <b>1800m</b> | <b>1600m</b> | <b>1400m</b> | <b>1200m</b> | <b>1000m</b> | <b>800m</b> | <b>600m</b> | <b>400m</b> | <b>200m</b> | <b>WP</b> | <b>Average</b> |        |
|        |         | Position in running (margin) | -            | 1(0.0)       | 1(0.0)       | 1(0.0)       | 1(0.0)       | 1(0.0)      | 1(0.0)      | 1(0.0)      | 1(0.0)      | 2(0.2)    |                | 2.20   |
|        |         | Sectional time (s)           | 12.14        | 14.45        | 15.21        | 13.96        | 15.19        | 15.28       | 15.17       | 14.84       | 14.43       | 14.48     |                |        |
|        |         | Cumulative time (s)          | 145.15       | 133.01       | 118.56       | 103.35       | 89.39        | 74.20       | 58.92       | 43.75       | 28.91       | 14.48     | 2:25.15        |        |
|        |         | Speed (m/s)                  | 14.83        | 13.84        | 13.15        | 14.33        | 13.17        | 13.09       | 13.18       | 13.48       | 13.86       | 13.81     | 13.64          |        |
|        |         | Stride length (m)            | 5.85         | 5.96         | 5.73         | 6.18         | 5.84         | 5.70        | 5.71        | 5.60        | 5.74        | 5.80      | 5.81           |        |
|        |         | Stride duration (s)          | 0.388        | 0.431        | 0.436        | 0.431        | 0.443        | 0.435       | 0.434       | 0.415       | 0.414       | 0.420     | 0.426          |        |
|        |         | Stride efficiency (%)        | 53.49        | 55.54        | 51.31        | 59.64        | 53.31        | 50.69       | 51.03       | 49.02       | 51.54       | 52.51     | 52.69          |        |
|        |         | Stride count                 | 30.77        | 33.55        | 34.90        | 32.37        | 34.24        | 35.12       | 35.00       | 35.71       | 34.82       | 34.50     | 340.98         |        |

10 m Stride length



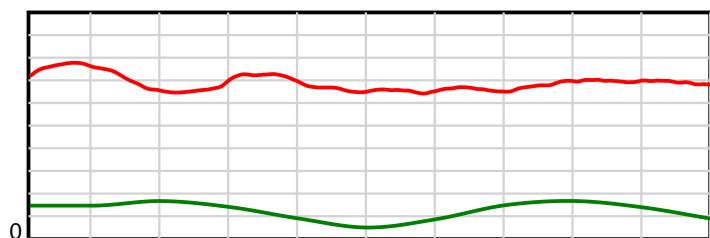
1980 m Finish

0.6 s Stride duration



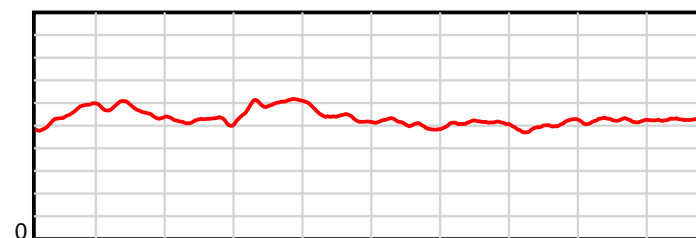
1980 m Finish

20 m/sec Speed



1980 m Finish

100 % Stride efficiency



1980 m Finish

Note: Horizontal distance axis grid lines are 200m furlongs.

## Disclaimer.

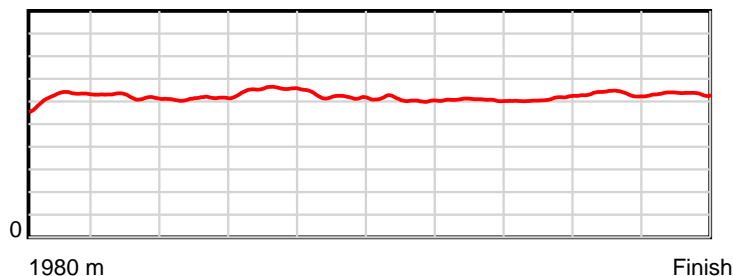
HRNZ and NZMTC and Thoroughbred Ratings Pty Ltd accepts no responsibility for the completeness or accuracy of any of the information contained herein, and makes no representations about its suitability for any particular purpose. Users should make their own judgements about those matters and/or seek independent advice. You assume all risks associated with use of the data provided on this page.

# Race Results

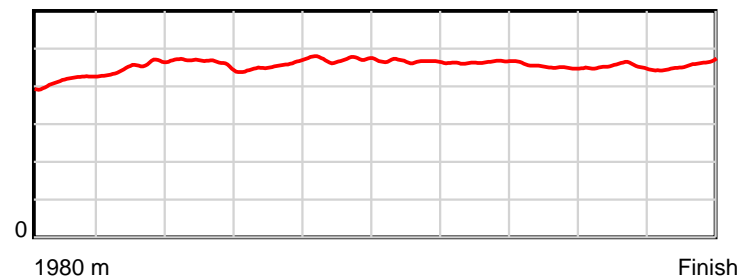
May 10, 2024, Race 10, GOLD BAND TAXIS MOBILE PACE, Distance 1980m, Addington - Survey 1980m

| Result | TAB no. | Horse (Barrier)              | 1980 to | 1800m to | 1600m to | 1400m to | 1200m to | 1000m to | 800m to | 600m to | 400m to | 200m to | Total or | Margin |
|--------|---------|------------------------------|---------|----------|----------|----------|----------|----------|---------|---------|---------|---------|----------|--------|
| 8th    | 2       | Izacheapee (2)               | 1800m   | 1600m    | 1400m    | 1200m    | 1000m    | 800m     | 600m    | 400m    | 200m    | WP      | Average  |        |
|        |         | Position in running (margin) | -       | 4(1.0)   | 2(2.4)   | 3(2.3)   | 2(2.4)   | 2(2.1)   | 3(2.2)  | 3(2.4)  | 3(2.1)  | 4(1.8)  |          | 3.50   |
|        |         | Sectional time (s)           | 12.29   | 14.69    | 15.19    | 13.96    | 15.14    | 15.31    | 15.19   | 14.79   | 14.35   | 14.49   |          |        |
|        |         | Cumulative time (s)          | 145.40  | 133.11   | 118.42   | 103.23   | 89.27    | 74.13    | 58.82   | 43.63   | 28.84   | 14.49   | 2:25.40  |        |
|        |         | Speed (m/s)                  | 14.65   | 13.61    | 13.17    | 14.33    | 13.21    | 13.06    | 13.17   | 13.52   | 13.94   | 13.80   | 13.62    |        |
|        |         | Stride length (m)            | 6.20    | 6.16     | 6.10     | 6.52     | 6.23     | 6.09     | 6.11    | 6.11    | 6.31    | 6.32    | 6.21     |        |
|        |         | Stride duration (s)          | 0.417   | 0.453    | 0.463    | 0.455    | 0.472    | 0.466    | 0.464   | 0.452   | 0.452   | 0.458   | 0.456    |        |
|        |         | Stride efficiency (%)        | 60.09   | 59.32    | 58.06    | 66.47    | 60.73    | 57.94    | 58.34   | 58.43   | 62.14   | 62.42   | 60.32    |        |
|        |         | Stride count                 | 29.03   | 32.46    | 32.81    | 30.67    | 32.08    | 32.84    | 32.73   | 32.71   | 31.72   | 31.64   | 318.69   |        |

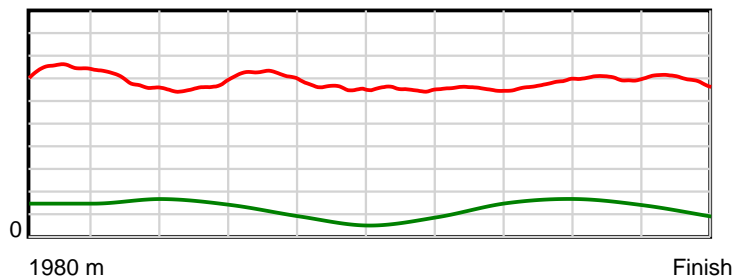
10 m Stride length



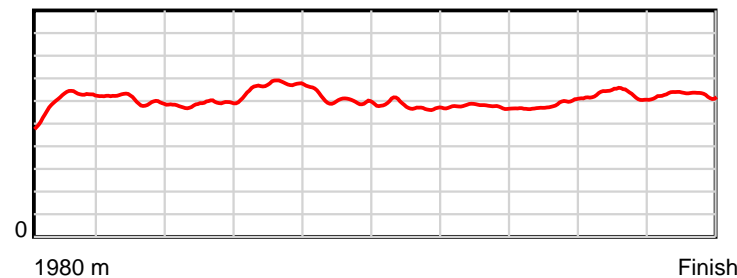
0.6 s Stride duration



20 m/sec Speed



100 % Stride efficiency



Note: Horizontal distance axis grid lines are 200m furlongs.

## Disclaimer.

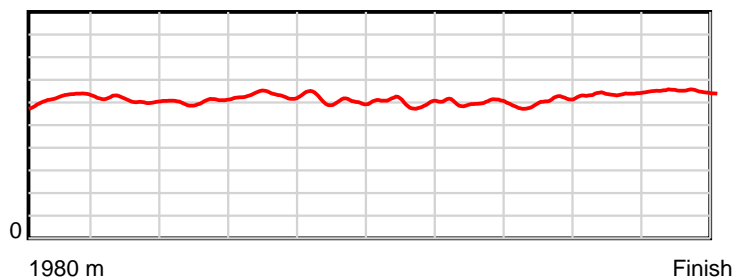
HRNZ and NZMTC and Thoroughbred Ratings Pty Ltd accepts no responsibility for the completeness or accuracy of any of the information contained herein, and makes no representations about its suitability for any particular purpose. Users should make their own judgements about those matters and/or seek independent advice. You assume all risks associated with use of the data provided on this page.

# Race Results

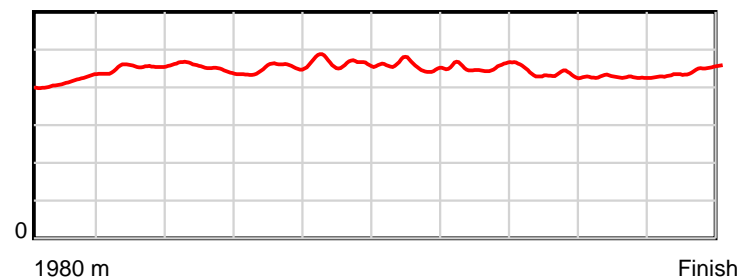
May 10, 2024, Race 10, GOLD BAND TAXIS MOBILE PACE, Distance 1980m, Addington - Survey 1980m

| Result | TAB no. | Horse (Barrier)              | 1980 to | 1800m to | 1600m to | 1400m to | 1200m to | 1000m to | 800m to  | 600m to  | 400m to  | 200m to | Total or | Margin |
|--------|---------|------------------------------|---------|----------|----------|----------|----------|----------|----------|----------|----------|---------|----------|--------|
| 9th    | 6       | Betterwithblin... (6)        | 1800m   | 1600m    | 1400m    | 1200m    | 1000m    | 800m     | 600m     | 400m     | 200m     | WP      | Average  |        |
|        |         | Position in running (margin) | -       | 5(1.6)   | 6(5.8)   | 8(5.8)   | 10(7.6)  | 11(10.2) | 12(11.0) | 12(11.6) | 12(10.7) | 11(7.0) |          | 4.00   |
|        |         | Sectional time (s)           | 12.37   | 15.15    | 15.22    | 14.26    | 15.61    | 15.41    | 15.26    | 14.69    | 13.78    | 13.75   |          |        |
|        |         | Cumulative time (s)          | 145.50  | 133.13   | 117.98   | 102.76   | 88.50    | 72.89    | 57.48    | 42.22    | 27.53    | 13.75   | 2:25.50  |        |
|        |         | Speed (m/s)                  | 14.55   | 13.20    | 13.14    | 14.03    | 12.81    | 12.98    | 13.11    | 13.61    | 14.51    | 14.55   | 13.61    |        |
|        |         | Stride length (m)            | 6.16    | 5.98     | 5.95     | 6.32     | 5.97     | 5.91     | 5.97     | 5.92     | 6.20     | 6.47    | 6.08     |        |
|        |         | Stride duration (s)          | 0.416   | 0.453    | 0.453    | 0.451    | 0.466    | 0.456    | 0.455    | 0.435    | 0.427    | 0.445   | 0.447    |        |
|        |         | Stride efficiency (%)        | 59.33   | 55.83    | 55.31    | 62.50    | 55.72    | 54.63    | 55.62    | 54.71    | 60.03    | 65.44   | 57.74    |        |
|        |         | Stride count                 | 29.21   | 33.46    | 33.62    | 31.62    | 33.49    | 33.83    | 33.52    | 33.80    | 32.27    | 30.91   | 325.73   |        |

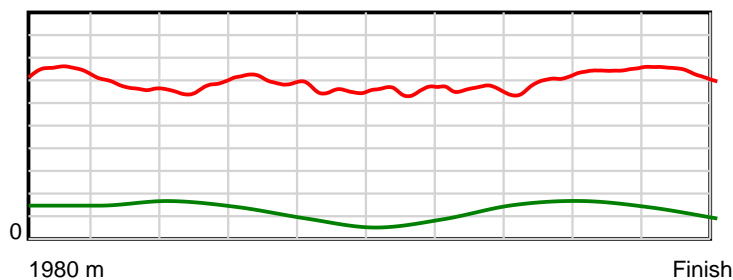
10 m Stride length



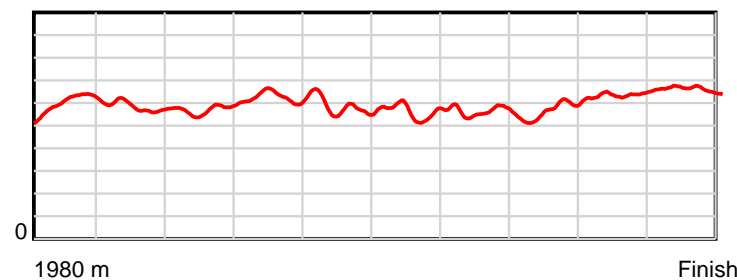
0.6 s Stride duration



20 m/sec Speed



100 % Stride efficiency



Note: Horizontal distance axis grid lines are 200m furlongs.

## Disclaimer.

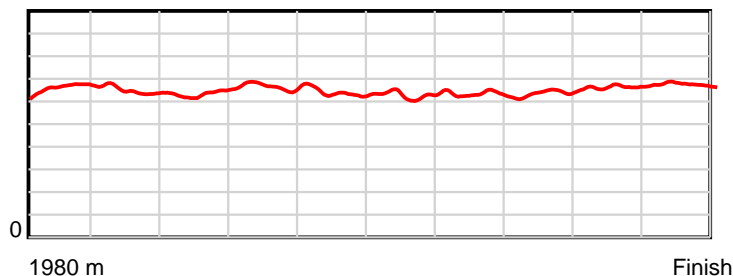
HRNZ and NZMTC and Thoroughbred Ratings Pty Ltd accepts no responsibility for the completeness or accuracy of any of the information contained herein, and makes no representations about its suitability for any particular purpose. Users should make their own judgements about those matters and/or seek independent advice. You assume all risks associated with use of the data provided on this page.

# Race Results

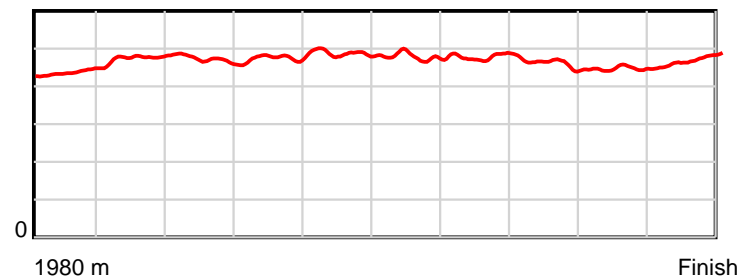
May 10, 2024, Race 10, GOLD BAND TAXIS MOBILE PACE, Distance 1980m, Addington - Survey 1980m

| Result | TAB no. | Horse (Barrier)              | 1980 to      | 1800m to     | 1600m to     | 1400m to     | 1200m to     | 1000m to    | 800m to     | 600m to     | 400m to     | 200m to   | Total or       | Margin |
|--------|---------|------------------------------|--------------|--------------|--------------|--------------|--------------|-------------|-------------|-------------|-------------|-----------|----------------|--------|
| 10th   | 5       | <b>Black Mach (5)</b>        | <b>1800m</b> | <b>1600m</b> | <b>1400m</b> | <b>1200m</b> | <b>1000m</b> | <b>800m</b> | <b>600m</b> | <b>400m</b> | <b>200m</b> | <b>WP</b> | <b>Average</b> |        |
|        |         | Position in running (margin) | -            | 3(0.7)       | 4(4.3)       | 5(3.8)       | 8(5.8)       | 10(8.2)     | 10(9.5)     | 10(9.6)     | 10(8.7)     | 10(5.5)   |                | 4.70   |
|        |         | Sectional time (s)           | 12.31        | 15.05        | 15.13        | 14.28        | 15.60        | 15.49       | 15.19       | 14.69       | 13.86       | 14.03     |                |        |
|        |         | Cumulative time (s)          | 145.63       | 133.32       | 118.27       | 103.14       | 88.86        | 73.26       | 57.77       | 42.58       | 27.89       | 14.03     | 2:25.63        |        |
|        |         | Speed (m/s)                  | 14.63        | 13.29        | 13.22        | 14.01        | 12.82        | 12.91       | 13.17       | 13.61       | 14.43       | 14.26     | 13.60          |        |
|        |         | Stride length (m)            | 6.56         | 6.31         | 6.24         | 6.66         | 6.25         | 6.18        | 6.31        | 6.25        | 6.46        | 6.73      | 6.39           |        |
|        |         | Stride duration (s)          | 0.437        | 0.475        | 0.472        | 0.476        | 0.488        | 0.478       | 0.479       | 0.459       | 0.448       | 0.472     | 0.470          |        |
|        |         | Stride efficiency (%)        | 67.25        | 62.24        | 60.89        | 69.30        | 61.07        | 59.62       | 62.16       | 61.00       | 65.12       | 70.81     | 63.76          |        |
|        |         | Stride count                 | 27.44        | 31.69        | 32.04        | 30.03        | 31.99        | 32.38       | 31.71       | 32.01       | 30.98       | 29.71     | 309.98         |        |

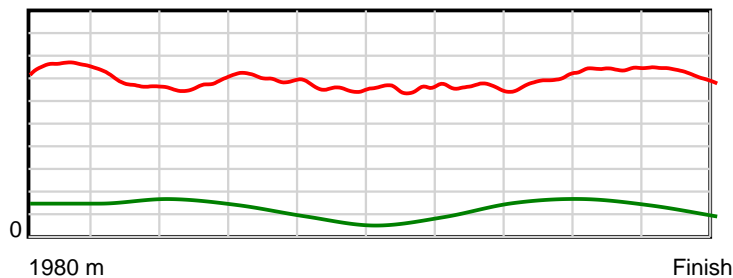
10 m Stride length



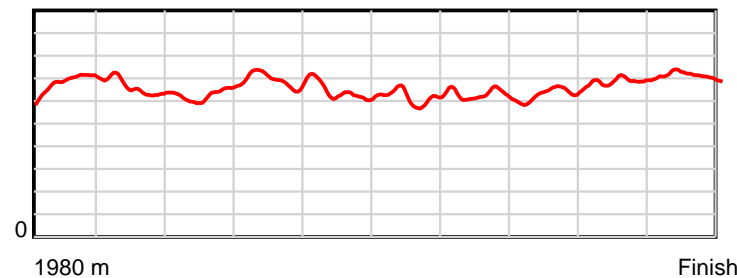
0.6 s Stride duration



20 m/sec Speed



100 % Stride efficiency



Note: Horizontal distance axis grid lines are 200m furlongs.

**Disclaimer.**

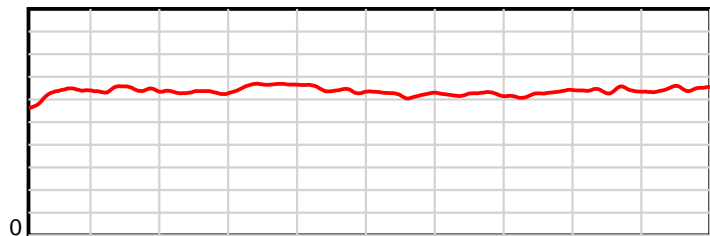
HRNZ and NZMTC and Thoroughbred Ratings Pty Ltd accepts no responsibility for the completeness or accuracy of any of the information contained herein, and makes no representations about its suitability for any particular purpose. Users should make their own judgements about those matters and/or seek independent advice. You assume all risks associated with use of the data provided on this page.

# Race Results

May 10, 2024, Race 10, GOLD BAND TAXIS MOBILE PACE, Distance 1980m, Addington - Survey 1980m

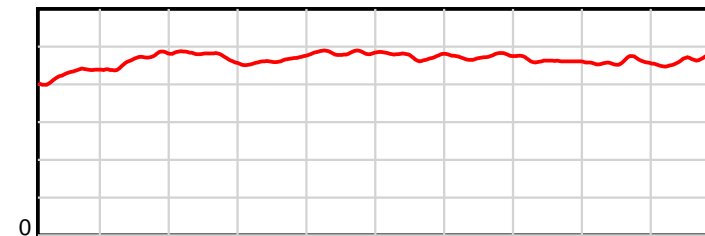
| Result | TAB no. | Horse (Barrier)              | 1980 to | 1800m to | 1600m to | 1400m to | 1200m to | 1000m to | 800m to | 600m to | 400m to | 200m to | Total or | Margin |
|--------|---------|------------------------------|---------|----------|----------|----------|----------|----------|---------|---------|---------|---------|----------|--------|
| 11th   | 3       | Cee Who's Bett... (3)        | 1800m   | 1600m    | 1400m    | 1200m    | 1000m    | 800m     | 600m    | 400m    | 200m    | WP      | Average  |        |
|        |         | Position in running (margin) | -       | 6(3.1)   | 5(4.5)   | 6(4.0)   | 6(4.1)   | 5(3.7)   | 5(4.1)  | 5(4.2)  | 5(3.8)  | 6(3.7)  |          | 5.30   |
|        |         | Sectional time (s)           | 12.65   | 14.68    | 15.12    | 13.99    | 15.12    | 15.34    | 15.19   | 14.76   | 14.39   | 14.49   |          |        |
|        |         | Cumulative time (s)          | 145.73  | 133.08   | 118.40   | 103.28   | 89.29    | 74.17    | 58.83   | 43.64   | 28.88   | 14.49   | 2:25.73  |        |
|        |         | Speed (m/s)                  | 14.23   | 13.62    | 13.23    | 14.30    | 13.23    | 13.04    | 13.17   | 13.55   | 13.90   | 13.80   | 13.59    |        |
|        |         | Stride length (m)            | 6.21    | 6.36     | 6.29     | 6.65     | 6.40     | 6.19     | 6.24    | 6.26    | 6.38    | 6.48    | 6.34     |        |
|        |         | Stride duration (s)          | 0.429   | 0.467    | 0.475    | 0.465    | 0.484    | 0.475    | 0.474   | 0.462   | 0.459   | 0.469   | 0.467    |        |
|        |         | Stride efficiency (%)        | 60.18   | 63.14    | 61.76    | 69.06    | 64.10    | 59.93    | 60.78   | 61.21   | 63.69   | 65.59   | 62.89    |        |
|        |         | Stride count                 | 29.01   | 31.46    | 31.81    | 30.08    | 31.23    | 32.30    | 32.07   | 31.96   | 31.33   | 30.87   | 312.12   |        |

10 m Stride length



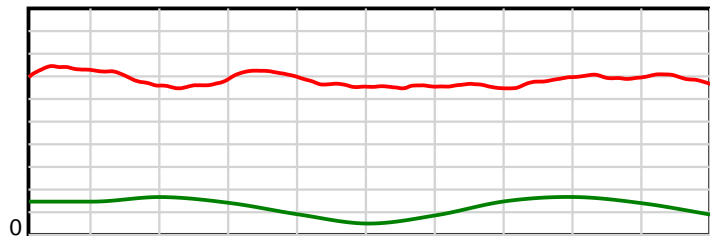
1980 m Finish

0.6 s Stride duration



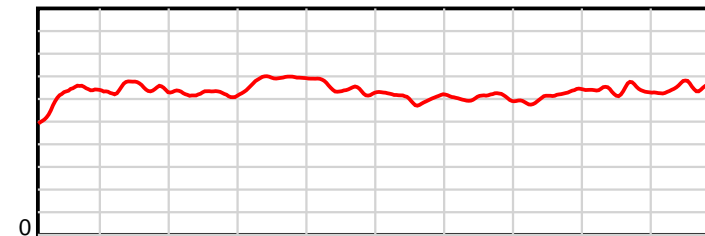
1980 m Finish

20 m/sec Speed



1980 m Finish

100 % Stride efficiency



1980 m Finish

Note: Horizontal distance axis grid lines are 200m furlongs.

## Disclaimer.

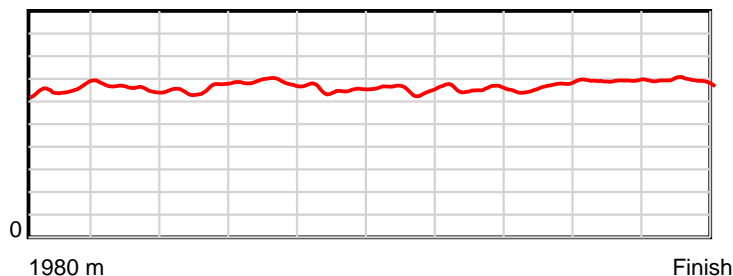
HRNZ and NZMTC and Thoroughbred Ratings Pty Ltd accepts no responsibility for the completeness or accuracy of any of the information contained herein, and makes no representations about its suitability for any particular purpose. Users should make their own judgements about those matters and/or seek independent advice. You assume all risks associated with use of the data provided on this page.

# Race Results

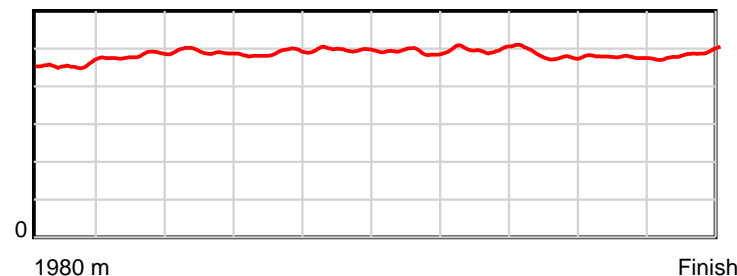
May 10, 2024, Race 10, GOLD BAND TAXIS MOBILE PACE, Distance 1980m, Addington - Survey 1980m

| Result | TAB no. | Horse (Barrier)              | 1980 to      | 1800m to     | 1600m to     | 1400m to     | 1200m to     | 1000m to    | 800m to     | 600m to     | 400m to     | 200m to   | Total or       | Margin |
|--------|---------|------------------------------|--------------|--------------|--------------|--------------|--------------|-------------|-------------|-------------|-------------|-----------|----------------|--------|
| 12th   | 12      | <b>Ideal Chevron (11)</b>    | <b>1800m</b> | <b>1600m</b> | <b>1400m</b> | <b>1200m</b> | <b>1000m</b> | <b>800m</b> | <b>600m</b> | <b>400m</b> | <b>200m</b> | <b>WP</b> | <b>Average</b> |        |
|        |         | Position in running (margin) | -            | 10(7.5)      | 12(9.9)      | 13(10.5)     | 13(11.9)     | 13(13.4)    | 13(13.0)    | 13(13.5)    | 13(12.5)    | 13(8.8)   |                | 7.80   |
|        |         | Sectional time (s)           | 13.38        | 14.85        | 15.31        | 14.19        | 15.43        | 15.20       | 15.26       | 14.68       | 13.78       | 14.13     |                |        |
|        |         | Cumulative time (s)          | 146.21       | 132.83       | 117.98       | 102.67       | 88.48        | 73.05       | 57.85       | 42.59       | 27.91       | 14.13     | 2:26.21        |        |
|        |         | Speed (m/s)                  | 13.46        | 13.47        | 13.06        | 14.09        | 12.96        | 13.16       | 13.11       | 13.62       | 14.51       | 14.15     | 13.54          |        |
|        |         | Stride length (m)            | 6.50         | 6.48         | 6.43         | 6.88         | 6.45         | 6.46        | 6.55        | 6.57        | 6.92        | 6.91      | 6.61           |        |
|        |         | Stride duration (s)          | 0.456        | 0.481        | 0.492        | 0.488        | 0.497        | 0.491       | 0.500       | 0.482       | 0.477       | 0.488     | 0.488          |        |
|        |         | Stride efficiency (%)        | 65.97        | 65.61        | 64.58        | 74.00        | 64.93        | 65.23       | 67.11       | 67.38       | 74.85       | 74.64     | 68.27          |        |
|        |         | Stride count                 | 27.70        | 30.87        | 31.11        | 29.06        | 31.03        | 30.96       | 30.52       | 30.46       | 28.90       | 28.94     | 299.55         |        |

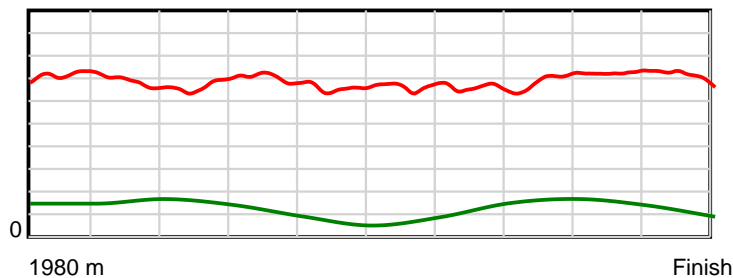
10 m Stride length



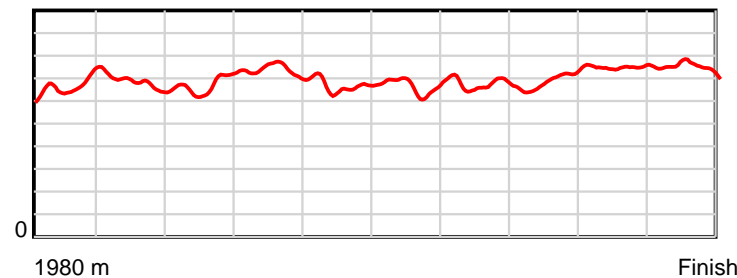
0.6 s Stride duration



20 m/sec Speed



100 % Stride efficiency



Note: Horizontal distance axis grid lines are 200m furlongs.

**Disclaimer.**

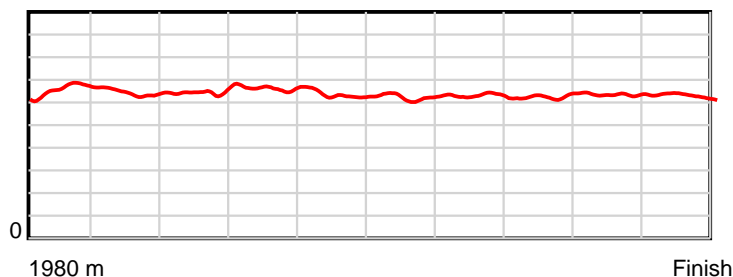
HRNZ and NZMTC and Thoroughbred Ratings Pty Ltd accepts no responsibility for the completeness or accuracy of any of the information contained herein, and makes no representations about its suitability for any particular purpose. Users should make their own judgements about those matters and/or seek independent advice. You assume all risks associated with use of the data provided on this page.

# Race Results

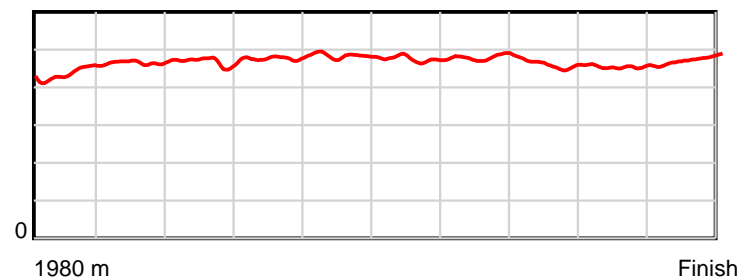
May 10, 2024, Race 10, GOLD BAND TAXIS MOBILE PACE, Distance 1980m, Addington - Survey 1980m

| Result | TAB no. | Horse (Barrier)              | 1980 to      | 1800m to     | 1600m to     | 1400m to     | 1200m to     | 1000m to    | 800m to     | 600m to     | 400m to     | 200m to   | Total or       | Margin |
|--------|---------|------------------------------|--------------|--------------|--------------|--------------|--------------|-------------|-------------|-------------|-------------|-----------|----------------|--------|
| 13th   | 8       | <b>Major Hipster (8)</b>     | <b>1800m</b> | <b>1600m</b> | <b>1400m</b> | <b>1200m</b> | <b>1000m</b> | <b>800m</b> | <b>600m</b> | <b>400m</b> | <b>200m</b> | <b>WP</b> | <b>Average</b> |        |
|        |         | Position in running (margin) | -            | 2(0.7)       | 3(3.4)       | 2(1.0)       | 5(4.0)       | 8(6.3)      | 8(7.1)      | 8(7.2)      | 8(7.8)      | 12(8.7)   |                | 13.20  |
|        |         | Sectional time (s)           | 12.15        | 14.91        | 14.81        | 14.46        | 15.55        | 15.42       | 15.19       | 14.93       | 14.55       | 15.27     |                |        |
|        |         | Cumulative time (s)          | 147.24       | 135.09       | 120.18       | 105.37       | 90.91        | 75.36       | 59.94       | 44.75       | 29.82       | 15.27     | 2:27.24        |        |
|        |         | Speed (m/s)                  | 14.82        | 13.41        | 13.50        | 13.83        | 12.86        | 12.97       | 13.17       | 13.40       | 13.75       | 13.10     | 13.45          |        |
|        |         | Stride length (m)            | 6.52         | 6.25         | 6.33         | 6.60         | 6.21         | 6.16        | 6.33        | 6.16        | 6.24        | 6.24      | 6.30           |        |
|        |         | Stride duration (s)          | 0.438        | 0.466        | 0.469        | 0.477        | 0.483        | 0.475       | 0.480       | 0.460       | 0.454       | 0.477     | 0.468          |        |
|        |         | Stride efficiency (%)        | 66.47        | 60.97        | 62.57        | 68.09        | 60.35        | 59.28       | 62.52       | 59.21       | 60.83       | 60.86     | 61.98          |        |
|        |         | Stride count                 | 27.60        | 32.02        | 31.61        | 30.30        | 32.18        | 32.47       | 31.62       | 32.49       | 32.06       | 32.05     | 314.40         |        |

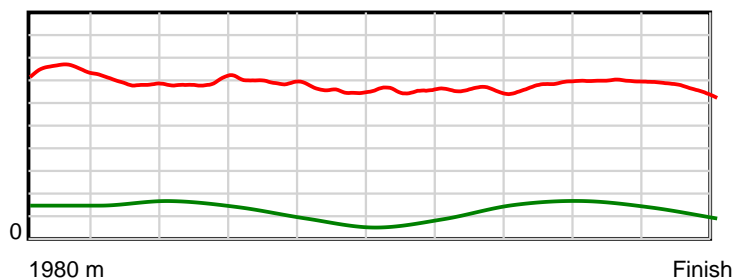
10 m Stride length



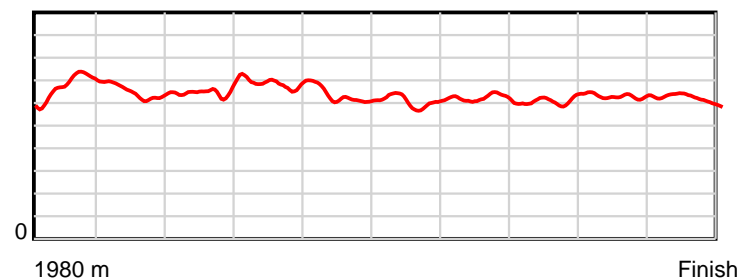
0.6 s Stride duration



20 m/sec Speed



100 % Stride efficiency



Note: Horizontal distance axis grid lines are 200m furlongs.

## Disclaimer.

HRNZ and NZMTC and Thoroughbred Ratings Pty Ltd accepts no responsibility for the completeness or accuracy of any of the information contained herein, and makes no representations about its suitability for any particular purpose. Users should make their own judgements about those matters and/or seek independent advice. You assume all risks associated with use of the data provided on this page.