



## Race Results

NZ Metropolitan Trotting Club Inc, HRNZ, May 17, 2024

Compilation date: May 17, 2024, 7:04:40 PM (NZST)

Copyright © 2024 HRNZ and NZMTC. All rights reserved.

### Trademarks.

StrideMASTER is a registered trademark of Thoroughbred Ratings Pty Ltd.

### Disclaimer.

HRNZ and NZMTC and Thoroughbred Ratings Pty Ltd accepts no responsibility for the completeness or accuracy of any of the information contained herein, and makes no representations about its suitability for any particular purpose. Users should make their own judgements about those matters and/or seek independent advice. You assume all risks associated with use of the data provided on this page.



# Race Results



May 17, 2024, Race 5, SMART SPARKS ELECTRICAL CELEBRATING 20 YEARS MOBILE PACE, Distance 2600m, Addington - Survey 3200m

Result	TAB no.	Horse (Barrier)	2600 to	2400m to
1st	4	Warrior Chief (4)	2400m	2200m
		Position in running (margin)	-	3(3.1)
		Sectional time (s)	13.53	15.50
		Cumulative time (s)	191.00	177.47
		Speed (m/s)	14.78	12.90
		Stride length (m)	6.61	6.09
		Stride duration (s)	0.442	0.472
		Stride efficiency (%)	68.30	57.89
		Stride count	30.25	32.86

#### Disclaimer.

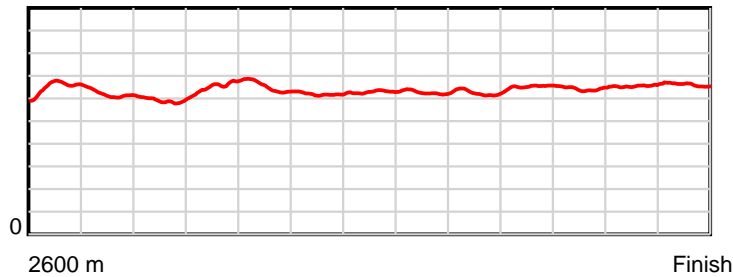
HRNZ and NZMTC and Thoroughbred Ratings Pty Ltd accepts no responsibility for the completeness or accuracy of any of the information contained herein, and makes no representations about its suitability for any particular purpose. Users should make their own judgements about those matters and/or seek independent advice. You assume all risks associated with use of the data provided on this page.

# Race Results

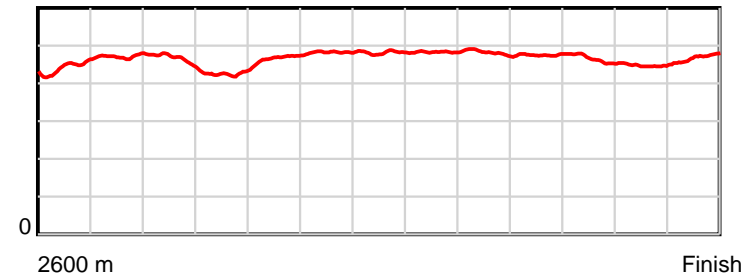
May 17, 2024, Race 5, SMART SPARKS ELECTRICAL CELEBRATING 20 YEARS MOBILE PACE, Distance 2600m, Addington - Survey 3200m

Result	TAB no.	Horse (Barrier)	2200m to	2000m to	1800m to	1600m to	1400m to	1200m to	1000m to	800m to	600m to	400m to	200m to	Total or	Margin
1st	4	<b>Warrior Chief (4)</b>	<b>2000m</b>	<b>1800m</b>	<b>1600m</b>	<b>1400m</b>	<b>1200m</b>	<b>1000m</b>	<b>800m</b>	<b>600m</b>	<b>400m</b>	<b>200m</b>	<b>WP</b>	<b>Average</b>	
		Position in running (margin)	3(3.1)	2(1.0)	1(0.0)	1(0.0)	1(0.0)	1(0.0)	1(0.0)	1(0.0)	1(0.0)	1(0.0)	2(0.7)		0.00
		Sectional time (s)	16.00	13.05	14.41	15.48	15.32	15.46	15.41	14.57	14.40	13.60	14.27		
		Cumulative time (s)	161.97	145.97	132.92	118.51	103.03	87.71	72.25	56.84	42.27	27.87	14.27	3:11.00	
		Speed (m/s)	12.50	15.33	13.88	12.92	13.05	12.94	12.98	13.73	13.89	14.71	14.02	13.61	
		Stride length (m)	5.82	6.53	6.49	6.23	6.28	6.25	6.24	6.52	6.45	6.57	6.57	6.35	
		Stride duration (s)	0.466	0.426	0.467	0.483	0.481	0.483	0.481	0.475	0.464	0.447	0.469	0.466	
		Stride efficiency (%)	52.91	66.63	65.75	60.70	61.66	61.09	60.88	66.49	64.99	67.42	67.54	63.01	
		Stride count	34.37	30.63	30.83	32.09	31.84	31.99	32.04	30.66	31.01	30.45	30.42	409.44	

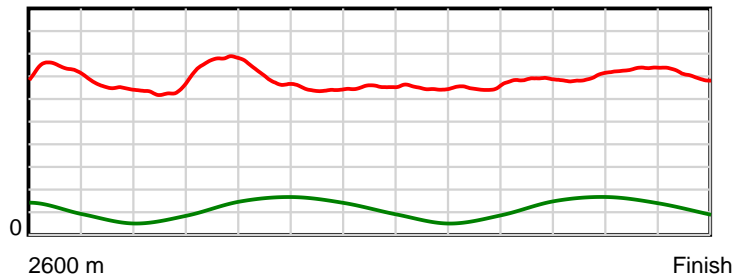
10 m Stride length



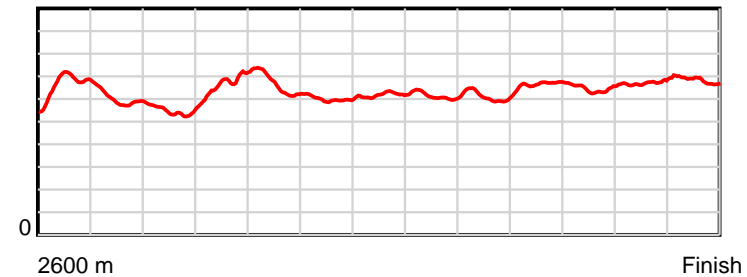
0.6 s Stride duration



20 m/sec Speed



100 % Stride efficiency



Note: Horizontal distance axis grid lines are 200m furlongs.

**Disclaimer.**

HRNZ and NZMTC and Thoroughbred Ratings Pty Ltd accepts no responsibility for the completeness or accuracy of any of the information contained herein, and makes no representations about its suitability for any particular purpose. Users should make their own judgements about those matters and/or seek independent advice. You assume all risks associated with use of the data provided on this page.



# Race Results



May 17, 2024, Race 5, SMART SPARKS ELECTRICAL CELEBRATING 20 YEARS MOBILE PACE, Distance 2600m, Addington - Survey 3200m

Result	TAB no.	Horse (Barrier)	2600 to	2400m to
2nd	9	<b>Carrera Rapido (9)</b>	<b>2400m</b>	<b>2200m</b>
		Position in running (margin)	-	9(9.4)
		Sectional time (s)	14.60	15.84
		Cumulative time (s)	191.03	176.43
		Speed (m/s)	13.70	12.63
		Stride length (m)	5.98	5.67
		Stride duration (s)	0.428	0.449
		Stride efficiency (%)	55.88	50.26
		Stride count	33.44	35.27

#### Disclaimer.

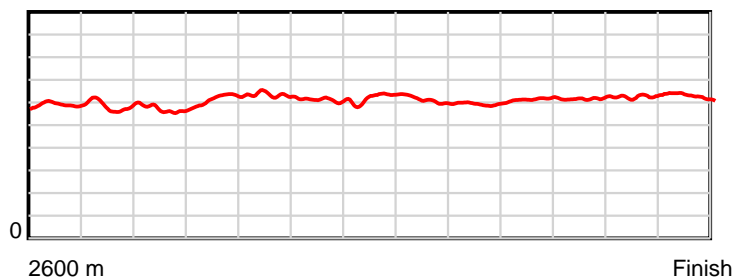
HRNZ and NZMTC and Thoroughbred Ratings Pty Ltd accepts no responsibility for the completeness or accuracy of any of the information contained herein, and makes no representations about its suitability for any particular purpose. Users should make their own judgements about those matters and/or seek independent advice. You assume all risks associated with use of the data provided on this page.

# Race Results

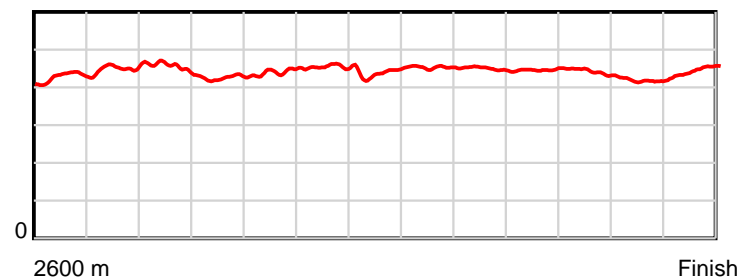
May 17, 2024, Race 5, SMART SPARKS ELECTRICAL CELEBRATING 20 YEARS MOBILE PACE, Distance 2600m, Addington - Survey 3200m

Result	TAB no.	Horse (Barrier)	2200m to	2000m to	1800m to	1600m to	1400m to	1200m to	1000m to	800m to	600m to	400m to	200m to	Total or	Margin
2nd	9	<b>Carrera Rapido (9)</b>	<b>2000m</b>	<b>1800m</b>	<b>1600m</b>	<b>1400m</b>	<b>1200m</b>	<b>1000m</b>	<b>800m</b>	<b>600m</b>	<b>400m</b>	<b>200m</b>	<b>WP</b>	<b>Average</b>	
		Position in running (margin)	9(11.5)	9(11.3)	9(14.8)	9(12.7)	9(10.0)	3(2.4)	2(1.3)	2(1.2)	2(1.0)	2(0.9)	1(0.0)		0.20
		Sectional time (s)	16.32	13.80	14.07	15.03	14.05	15.28	15.40	14.54	14.38	13.33	14.39		
		Cumulative time (s)	160.59	144.27	130.47	116.40	101.37	87.32	72.04	56.64	42.10	27.72	14.39	3:11.03	
		Speed (m/s)	12.25	14.49	14.21	13.31	14.23	13.09	12.99	13.76	13.91	15.00	13.90	13.61	
		Stride length (m)	5.58	6.17	6.27	6.05	6.23	5.92	5.84	6.14	6.12	6.27	6.21	6.03	
		Stride duration (s)	0.455	0.425	0.441	0.455	0.438	0.452	0.449	0.447	0.440	0.418	0.447	0.443	
		Stride efficiency (%)	48.70	59.44	61.36	57.19	60.69	54.75	53.22	58.96	58.52	61.36	60.26	56.74	
		Stride count	35.83	32.43	31.92	33.06	32.09	33.79	34.27	32.56	32.68	31.92	32.21	431.47	

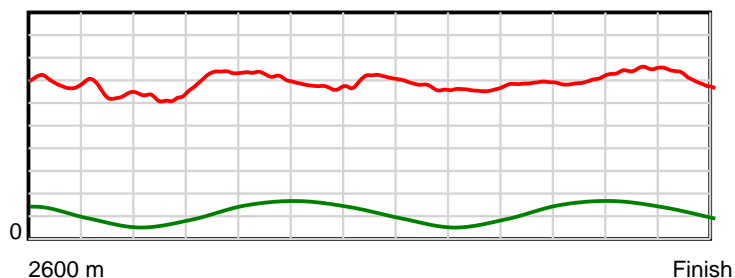
10 m Stride length



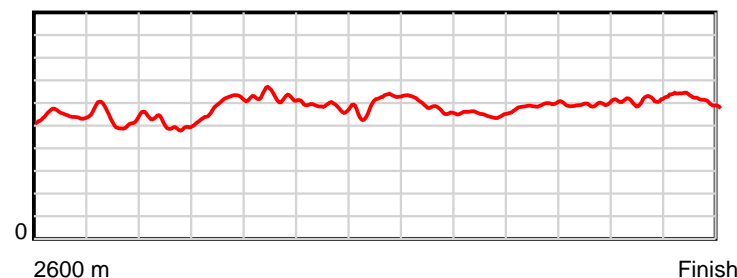
0.6 s Stride duration



20 m/sec Speed



100 % Stride efficiency



Note: Horizontal distance axis grid lines are 200m furlongs.

**Disclaimer.**

HRNZ and NZMTC and Thoroughbred Ratings Pty Ltd accepts no responsibility for the completeness or accuracy of any of the information contained herein, and makes no representations about its suitability for any particular purpose. Users should make their own judgements about those matters and/or seek independent advice. You assume all risks associated with use of the data provided on this page.



# Race Results



May 17, 2024, Race 5, SMART SPARKS ELECTRICAL CELEBRATING 20 YEARS MOBILE PACE, Distance 2600m, Addington - Survey 3200m

Result	TAB no.	Horse (Barrier)	2600 to	2400m to
3rd	7	Throwyaarmsaro... (7)	2400m	2200m
		Position in running (margin)	-	7(7.2)
		Sectional time (s)	14.21	15.50
		Cumulative time (s)	191.18	176.97
		Speed (m/s)	14.07	12.90
		Stride length (m)	6.38	6.02
		Stride duration (s)	0.446	0.467
		Stride efficiency (%)	63.55	56.61
		Stride count	31.36	33.23

#### Disclaimer.

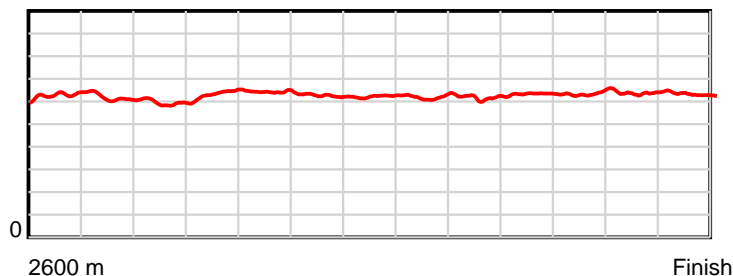
HRNZ and NZMTC and Thoroughbred Ratings Pty Ltd accepts no responsibility for the completeness or accuracy of any of the information contained herein, and makes no representations about its suitability for any particular purpose. Users should make their own judgements about those matters and/or seek independent advice. You assume all risks associated with use of the data provided on this page.

# Race Results

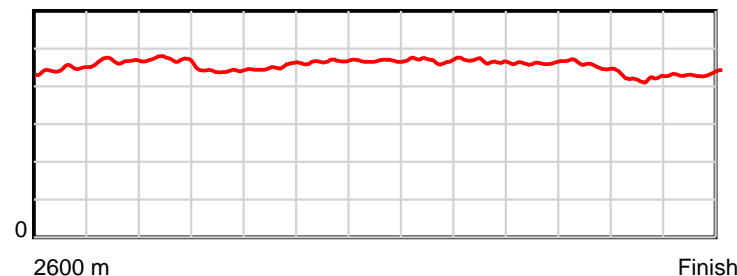
May 17, 2024, Race 5, SMART SPARKS ELECTRICAL CELEBRATING 20 YEARS MOBILE PACE, Distance 2600m, Addington - Survey 3200m

Result	TAB no.	Horse (Barrier)	2200m to	2000m to	1800m to	1600m to	1400m to	1200m to	1000m to	800m to	600m to	400m to	200m to	Total or	Margin
3rd	7	Throwyaarmsaro... (7)	2000m	1800m	1600m	1400m	1200m	1000m	800m	600m	400m	200m	WP	Average	
		Position in running (margin)	7(7.2)	7(6.6)	6(10.2)	6(9.1)	6(6.5)	6(4.2)	6(4.8)	6(4.8)	6(4.5)	6(4.8)	4(4.5)		1.00
		Sectional time (s)	16.25	13.81	14.24	15.04	14.95	15.54	15.43	14.51	14.45	13.43	13.82		
		Cumulative time (s)	161.47	145.22	131.41	117.17	102.13	87.18	71.64	56.21	41.70	27.25	13.82	3:11.18	
		Speed (m/s)	12.31	14.48	14.04	13.30	13.38	12.87	12.96	13.78	13.84	14.89	14.47	13.60	
		Stride length (m)	5.79	6.39	6.35	6.19	6.25	6.04	6.03	6.37	6.28	6.28	6.25	6.20	
		Stride duration (s)	0.471	0.441	0.452	0.466	0.467	0.470	0.465	0.462	0.454	0.422	0.432	0.456	
		Stride efficiency (%)	52.42	63.84	62.98	59.93	61.00	57.10	56.87	63.44	61.69	61.60	61.05	60.02	
		Stride count	34.53	31.29	31.50	32.30	32.01	33.09	33.15	31.39	31.83	31.85	32.00	419.53	

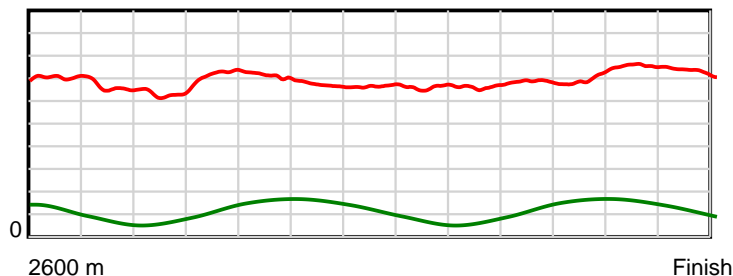
10 m Stride length



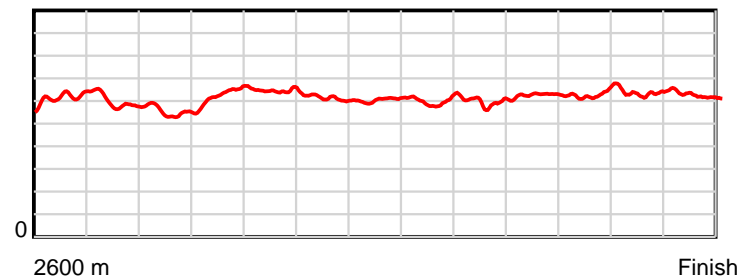
0.6 s Stride duration



20 m/sec Speed



100 % Stride efficiency



Note: Horizontal distance axis grid lines are 200m furlongs.

**Disclaimer.**

HRNZ and NZMTC and Thoroughbred Ratings Pty Ltd accepts no responsibility for the completeness or accuracy of any of the information contained herein, and makes no representations about its suitability for any particular purpose. Users should make their own judgements about those matters and/or seek independent advice. You assume all risks associated with use of the data provided on this page.



# Race Results



May 17, 2024, Race 5, SMART SPARKS ELECTRICAL CELEBRATING 20 YEARS MOBILE PACE, Distance 2600m, Addington - Survey 3200m

Result	TAB no.	Horse (Barrier)	2600 to	2400m to
4th	8	Tanzania (8)	2400m	2200m
		Position in running (margin)	-	8(9.2)
		Sectional time (s)	14.55	15.53
		Cumulative time (s)	191.26	176.71
		Speed (m/s)	13.74	12.88
		Stride length (m)	17.61	17.18
		Stride duration (s)	1.255	1.334
		Stride efficiency (%)	484.55	460.96
		Stride count	11.36	11.64


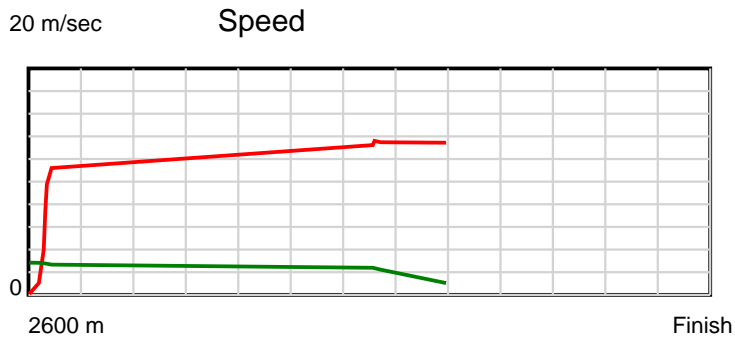
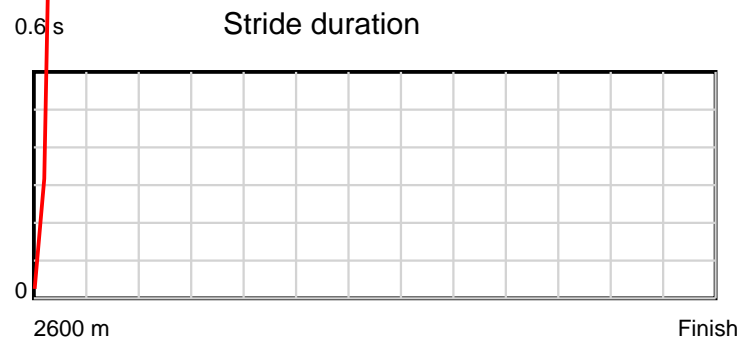
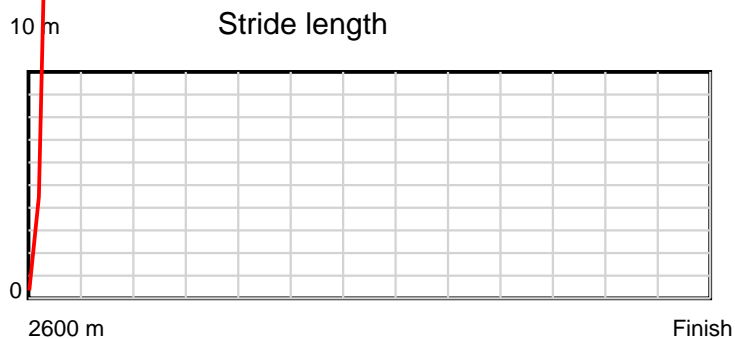
#### Disclaimer.

HRNZ and NZMTC and Thoroughbred Ratings Pty Ltd accepts no responsibility for the completeness or accuracy of any of the information contained herein, and makes no representations about its suitability for any particular purpose. Users should make their own judgements about those matters and/or seek independent advice. You assume all risks associated with use of the data provided on this page.

# Race Results

May 17, 2024, Race 5, SMART SPARKS ELECTRICAL CELEBRATING 20 YEARS MOBILE PACE, Distance 2600m, Addington - Survey 3200m

Result	TAB no.	Horse (Barrier)	2200m to	2000m to	1800m to	1600m to	1400m to	1200m to	1000m to	800m to	600m to	400m to	200m to	Total or	Margin
4th	8	Tanzania (8)	2000m	1800m	1600m	1400m	1200m	1000m	800m	600m	400m	200m	WP	Average	
		Position in running (margin)	8(9.5)	8(8.8)	8(12.4)	8(11.5)	8(8.1)	8(6.5)	8(6.7)	7(6.5)	7(5.7)	7(6.3)	7(6.4)		1.50
		Sectional time (s)	16.24	13.82	14.26	14.93	15.05	15.49	15.38	14.44	14.51	13.49	13.57		
		Cumulative time (s)	161.18	144.94	131.12	116.86	101.93	86.88	71.39	56.01	41.57	27.06	13.57	3:11.26	
		Speed (m/s)	12.32	14.47	14.03	13.40	13.29	12.91	13.00	13.85	13.78	14.83	14.74	13.59	
		Stride length (m)	16.42	19.30	18.71	17.87	16.31	26.30	244.67	260.58	259.28	278.98	277.21	28.54	
		Stride duration (s)	1.334	1.334	1.334	1.334	1.227	2.037	18.814	18.814	18.814	18.814	18.814	2.100	
		Stride efficiency (%)	421.47	582.28	547.09	498.75	415.72	1080.64	93547.48	106105.96	105048.46	121621.75	120081.05	1273.12	
		Stride count	12.18	10.36	10.69	11.19	12.26	7.61	0.82	0.77	0.77	0.72	0.72	91.09	



Note: Horizontal distance axis grid lines are 200m furlongs.

**Disclaimer.**

HRNZ and NZMTC and Thoroughbred Ratings Pty Ltd accepts no responsibility for the completeness or accuracy of any of the information contained herein, and makes no representations about its suitability for any particular purpose. Users should make their own judgements about those matters and/or seek independent advice. You assume all risks associated with use of the data provided on this page.



# Race Results



May 17, 2024, Race 5, SMART SPARKS ELECTRICAL CELEBRATING 20 YEARS MOBILE PACE, Distance 2600m, Addington - Survey 3200m

Result	TAB no.	Horse (Barrier)	2600 to	2400m to
5th	5	<b>Raging Whiteba... (5)</b>	<b>2400m</b>	<b>2200m</b>
		Position in running (margin)	-	5(5.4)
		Sectional time (s)	13.95	15.45
		Cumulative time (s)	191.33	177.38
		Speed (m/s)	14.34	12.94
		Stride length (m)	6.46	6.10
		Stride duration (s)	0.443	0.472
		Stride efficiency (%)	65.16	58.23
		Stride count	30.97	32.76

#### Disclaimer.

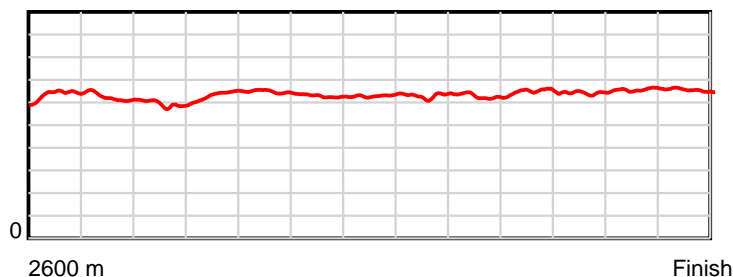
HRNZ and NZMTC and Thoroughbred Ratings Pty Ltd accepts no responsibility for the completeness or accuracy of any of the information contained herein, and makes no representations about its suitability for any particular purpose. Users should make their own judgements about those matters and/or seek independent advice. You assume all risks associated with use of the data provided on this page.

# Race Results

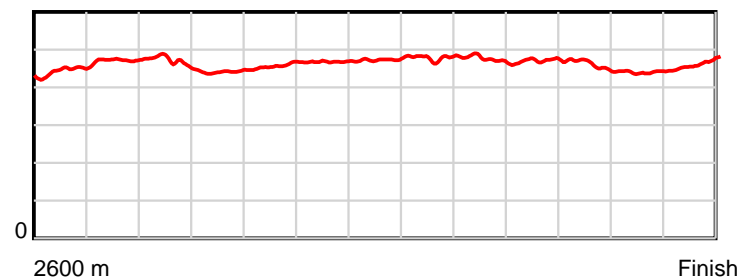
May 17, 2024, Race 5, SMART SPARKS ELECTRICAL CELEBRATING 20 YEARS MOBILE PACE, Distance 2600m, Addington - Survey 3200m

Result	TAB no.	Horse (Barrier)	2200m to	2000m to	1800m to	1600m to	1400m to	1200m to	1000m to	800m to	600m to	400m to	200m to	Total or	Margin
5th	5	<b>Raging Whiteba... (5)</b>	<b>2000m</b>	<b>1800m</b>	<b>1600m</b>	<b>1400m</b>	<b>1200m</b>	<b>1000m</b>	<b>800m</b>	<b>600m</b>	<b>400m</b>	<b>200m</b>	<b>WP</b>	<b>Average</b>	
		Position in running (margin)	5(5.2)	4(3.9)	4(8.1)	4(7.4)	4(4.5)	4(2.9)	4(2.8)	4(2.9)	4(2.4)	4(2.6)	3(2.6)		1.90
		Sectional time (s)	16.14	13.93	14.28	15.02	15.04	15.45	15.43	14.49	14.43	13.48	14.24		
		Cumulative time (s)	161.93	145.79	131.86	117.58	102.56	87.52	72.07	56.64	42.15	27.72	14.24	3:11.33	
		Speed (m/s)	12.39	14.36	14.01	13.32	13.30	12.94	12.96	13.80	13.86	14.84	14.04	13.59	
		Stride length (m)	5.83	6.34	6.40	6.23	6.30	6.20	6.15	6.50	6.37	6.54	6.50	6.30	
		Stride duration (s)	0.471	0.441	0.457	0.468	0.474	0.479	0.474	0.471	0.459	0.441	0.463	0.463	
		Stride efficiency (%)	53.15	62.79	64.03	60.63	61.93	59.99	59.09	66.03	63.38	66.77	66.07	61.93	
		Stride count	34.29	31.55	31.24	32.11	31.77	32.28	32.52	30.77	31.40	30.60	30.76	413.02	

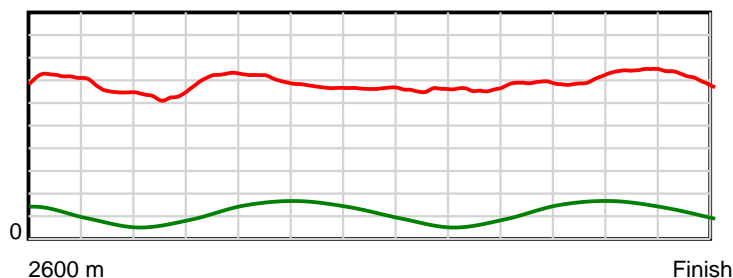
10 m Stride length



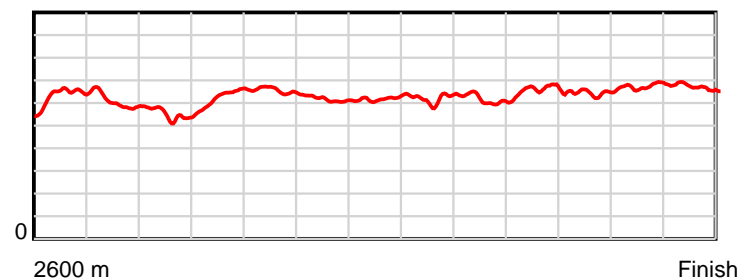
0.6 s Stride duration



20 m/sec Speed



100 % Stride efficiency



Note: Horizontal distance axis grid lines are 200m furlongs.

## Disclaimer.

HRNZ and NZMTC and Thoroughbred Ratings Pty Ltd accepts no responsibility for the completeness or accuracy of any of the information contained herein, and makes no representations about its suitability for any particular purpose. Users should make their own judgements about those matters and/or seek independent advice. You assume all risks associated with use of the data provided on this page.



# Race Results



May 17, 2024, Race 5, SMART SPARKS ELECTRICAL CELEBRATING 20 YEARS MOBILE PACE, Distance 2600m, Addington - Survey 3200m

Result	TAB no.	Horse (Barrier)	2600 to	2400m to
6th	3	<b>Commander Ben (3)</b>	<b>2400m</b>	<b>2200m</b>
		Position in running (margin)	-	2(1.4)
		Sectional time (s)	13.39	15.50
		Cumulative time (s)	191.45	178.06
		Speed (m/s)	14.93	12.90
		Stride length (m)	6.21	5.87
		Stride duration (s)	0.407	0.455
		Stride efficiency (%)	60.27	53.78
		Stride count	32.20	34.09

#### Disclaimer.

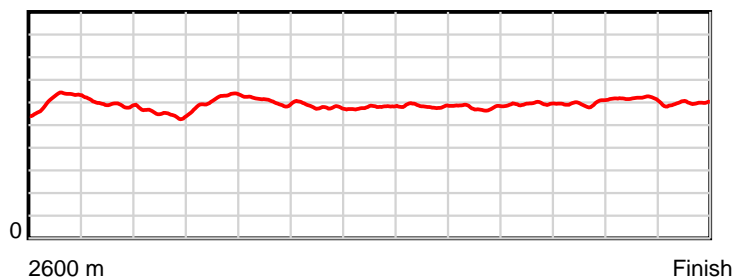
HRNZ and NZMTC and Thoroughbred Ratings Pty Ltd accepts no responsibility for the completeness or accuracy of any of the information contained herein, and makes no representations about its suitability for any particular purpose. Users should make their own judgements about those matters and/or seek independent advice. You assume all risks associated with use of the data provided on this page.

# Race Results

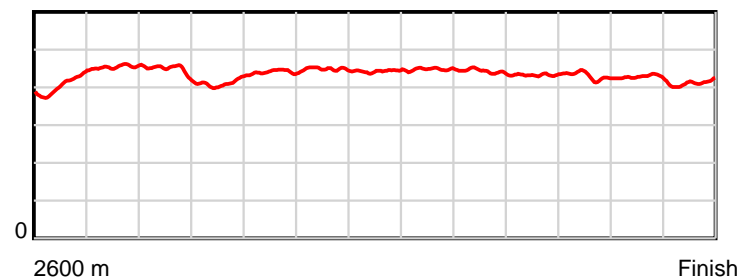
May 17, 2024, Race 5, SMART SPARKS ELECTRICAL CELEBRATING 20 YEARS MOBILE PACE, Distance 2600m, Addington - Survey 3200m

Result	TAB no.	Horse (Barrier)	2200m to	2000m to	1800m to	1600m to	1400m to	1200m to	1000m to	800m to	600m to	400m to	200m to	Total or	Margin
6th	3	<b>Commander Ben (3)</b>	<b>2000m</b>	<b>1800m</b>	<b>1600m</b>	<b>1400m</b>	<b>1200m</b>	<b>1000m</b>	<b>800m</b>	<b>600m</b>	<b>400m</b>	<b>200m</b>	<b>WP</b>	<b>Average</b>	
		Position in running (margin)	2(1.4)	3(1.8)	3(3.2)	3(4.3)	3(3.5)	5(3.1)	5(3.5)	5(4.0)	5(3.7)	5(3.8)	6(5.6)		2.50
		Sectional time (s)	16.42	13.46	14.59	15.35	15.26	15.52	15.50	14.52	14.42	13.78	13.74		
		Cumulative time (s)	162.56	146.14	132.68	118.09	102.74	87.48	71.96	56.46	41.94	27.52	13.74	3:11.45	
		Speed (m/s)	12.18	14.86	13.71	13.03	13.11	12.89	12.90	13.77	13.87	14.51	14.56	13.58	
		Stride length (m)	5.45	6.12	6.04	5.84	5.81	5.77	5.71	5.96	5.97	6.21	5.98	5.91	
		Stride duration (s)	0.447	0.412	0.441	0.448	0.443	0.448	0.442	0.433	0.430	0.428	0.411	0.435	
		Stride efficiency (%)	46.35	58.52	56.97	53.31	52.78	51.95	50.92	55.53	55.65	60.35	55.94	54.60	
		Stride count	36.72	32.68	33.12	34.24	34.41	34.69	35.04	33.55	33.52	32.18	33.43	439.87	

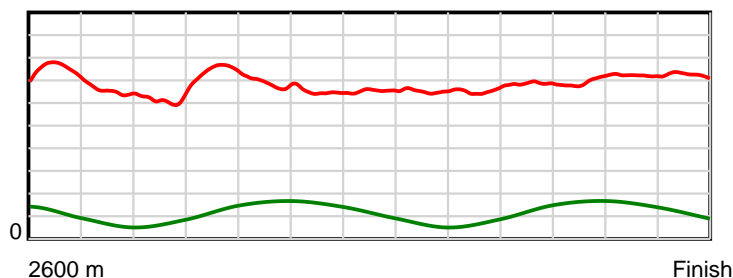
10 m Stride length



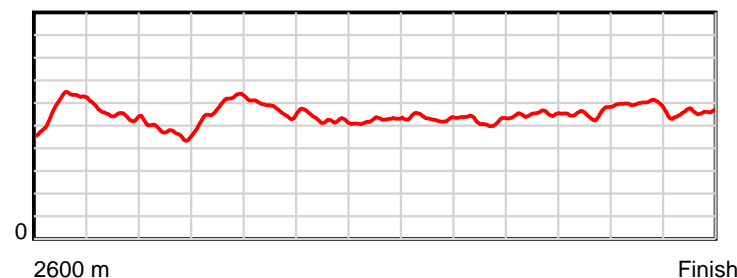
0.6 s Stride duration



20 m/sec Speed



100 % Stride efficiency



Note: Horizontal distance axis grid lines are 200m furlongs.

## Disclaimer.

HRNZ and NZMTC and Thoroughbred Ratings Pty Ltd accepts no responsibility for the completeness or accuracy of any of the information contained herein, and makes no representations about its suitability for any particular purpose. Users should make their own judgements about those matters and/or seek independent advice. You assume all risks associated with use of the data provided on this page.



# Race Results



May 17, 2024, Race 5, SMART SPARKS ELECTRICAL CELEBRATING 20 YEARS MOBILE PACE, Distance 2600m, Addington - Survey 3200m

Result	TAB no.	Horse (Barrier)	2600 to	2400m to
7th	1	Neverseenthera... (1)	2400m	2200m
		Position in running (margin)	-	4(4.7)
		Sectional time (s)	14.01	15.57
		Cumulative time (s)	192.14	178.13
		Speed (m/s)	14.27	12.85
		Stride length (m)	6.81	6.31
		Stride duration (s)	0.457	0.491
		Stride efficiency (%)	72.39	62.22
		Stride count	29.38	31.70

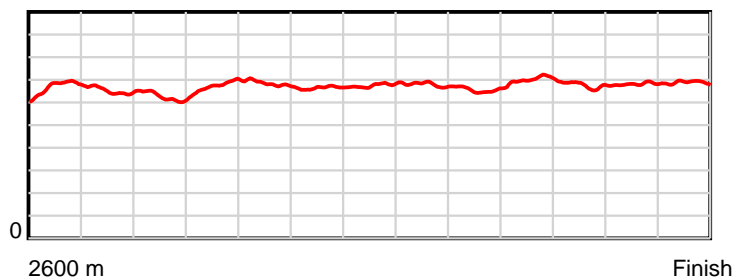
#### Disclaimer.

HRNZ and NZMTC and Thoroughbred Ratings Pty Ltd accepts no responsibility for the completeness or accuracy of any of the information contained herein, and makes no representations about its suitability for any particular purpose. Users should make their own judgements about those matters and/or seek independent advice. You assume all risks associated with use of the data provided on this page.

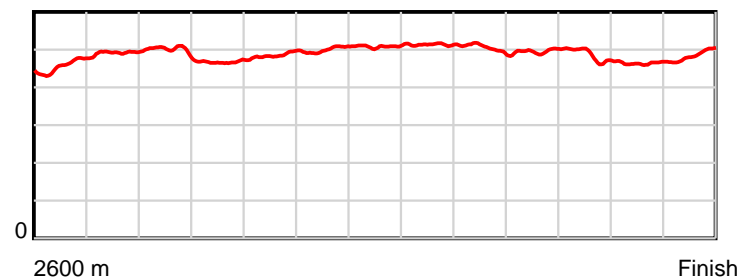
May 17, 2024, Race 5, SMART SPARKS ELECTRICAL CELEBRATING 20 YEARS MOBILE PACE, Distance 2600m, Addington - Survey 3200m

Result	TAB no.	Horse (Barrier)	2200m to	2000m to	1800m to	1600m to	1400m to	1200m to	1000m to	800m to	600m to	400m to	200m to	Total or	Margin
7th	1	Neverseenthera... (1)	2000m	1800m	1600m	1400m	1200m	1000m	800m	600m	400m	200m	WP	Average	
		Position in running (margin)	4(5.1)	5(4.6)	5(9.0)	5(9.1)	5(5.8)	7(5.2)	7(5.3)	8(6.5)	8(5.9)	8(7.6)	8(6.8)		6.30
		Sectional time (s)	16.26	13.95	14.43	14.94	15.23	15.48	15.61	14.46	14.68	13.36	14.16		
		Cumulative time (s)	162.56	146.30	132.35	117.92	102.98	87.75	72.27	56.66	42.20	27.52	14.16	3:12.14	
		Speed (m/s)	12.30	14.34	13.86	13.39	13.13	12.92	12.81	13.83	13.62	14.97	14.12	13.53	
		Stride length (m)	6.15	6.69	6.73	6.69	6.68	6.63	6.45	6.87	6.60	6.95	6.87	6.64	
		Stride duration (s)	0.500	0.467	0.486	0.500	0.508	0.513	0.503	0.496	0.485	0.464	0.487	0.491	
		Stride efficiency (%)	59.13	70.02	70.78	70.03	69.69	68.79	65.00	73.65	68.17	75.43	73.85	68.93	
		Stride count	32.51	29.88	29.72	29.88	29.95	30.14	31.01	29.13	30.28	28.79	29.09	391.46	

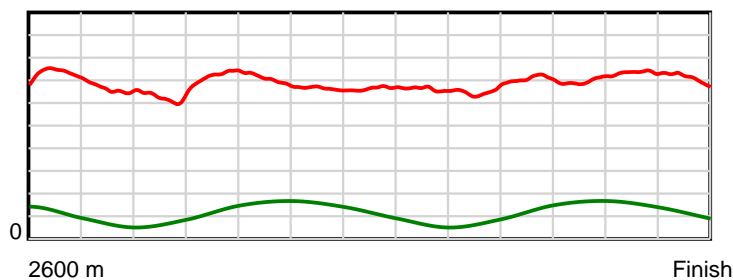
10 m Stride length



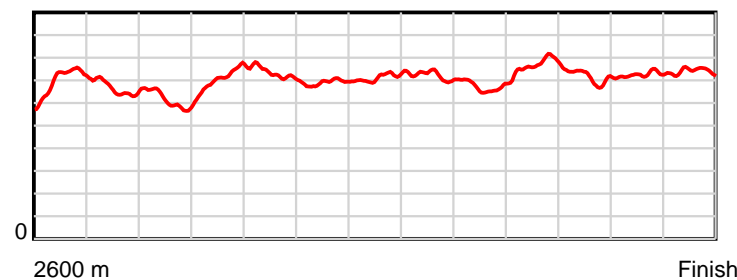
0.6 s Stride duration



20 m/sec Speed



100 % Stride efficiency



Note: Horizontal distance axis grid lines are 200m furlongs.

**Disclaimer.**

HRNZ and NZMTC and Thoroughbred Ratings Pty Ltd accepts no responsibility for the completeness or accuracy of any of the information contained herein, and makes no representations about its suitability for any particular purpose. Users should make their own judgements about those matters and/or seek independent advice. You assume all risks associated with use of the data provided on this page.



# Race Results



May 17, 2024, Race 5, SMART SPARKS ELECTRICAL CELEBRATING 20 YEARS MOBILE PACE, Distance 2600m, Addington - Survey 3200m

Result	TAB no.	Horse (Barrier)	2600 to	2400m to
8th	6	Major Torque (6)	2400m	2200m
		Position in running (margin)	-	1(0.0)
		Sectional time (s)	13.04	15.49
		Cumulative time (s)	192.60	179.56
		Speed (m/s)	15.34	12.91
		Stride length (m)	6.16	5.61
		Stride duration (s)	0.396	0.435
		Stride efficiency (%)	59.37	49.24
		Stride count	32.45	35.63

#### Disclaimer.

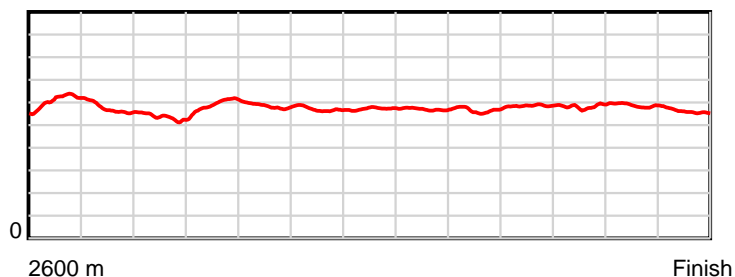
HRNZ and NZMTC and Thoroughbred Ratings Pty Ltd accepts no responsibility for the completeness or accuracy of any of the information contained herein, and makes no representations about its suitability for any particular purpose. Users should make their own judgements about those matters and/or seek independent advice. You assume all risks associated with use of the data provided on this page.

# Race Results

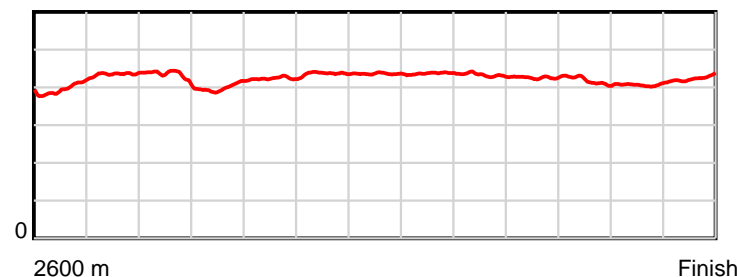
May 17, 2024, Race 5, SMART SPARKS ELECTRICAL CELEBRATING 20 YEARS MOBILE PACE, Distance 2600m, Addington - Survey 3200m

Result	TAB no.	Horse (Barrier)	2200m to	2000m to	1800m to	1600m to	1400m to	1200m to	1000m to	800m to	600m to	400m to	200m to	Total or	Margin
8th	6	Major Torque (6)	2000m	1800m	1600m	1400m	1200m	1000m	800m	600m	400m	200m	WP	Average	
		Position in running (margin)	1(0.0)	1(0.0)	2(1.7)	2(2.8)	2(2.2)	2(1.8)	3(2.1)	3(2.4)	3(2.3)	3(2.3)	5(4.9)		8.90
		Sectional time (s)	16.35	13.51	14.58	15.39	15.26	15.51	15.46	14.55	14.39	13.92	15.15		
		Cumulative time (s)	164.07	147.72	134.21	119.63	104.24	88.98	73.47	58.01	43.46	29.07	15.15	3:12.60	
		Speed (m/s)	12.23	14.80	13.72	13.00	13.11	12.89	12.94	13.75	13.90	14.37	13.20	13.50	
		Stride length (m)	5.29	5.92	5.81	5.68	5.72	5.63	5.60	5.86	5.80	5.84	5.60	5.73	
		Stride duration (s)	0.432	0.400	0.424	0.437	0.436	0.437	0.432	0.426	0.417	0.407	0.425	0.424	
		Stride efficiency (%)	43.71	54.74	52.79	50.40	51.04	49.57	48.93	53.64	52.51	53.38	49.08	51.23	
		Stride count	37.82	33.79	34.41	35.22	34.99	35.51	35.74	34.14	34.50	34.22	35.69	454.11	

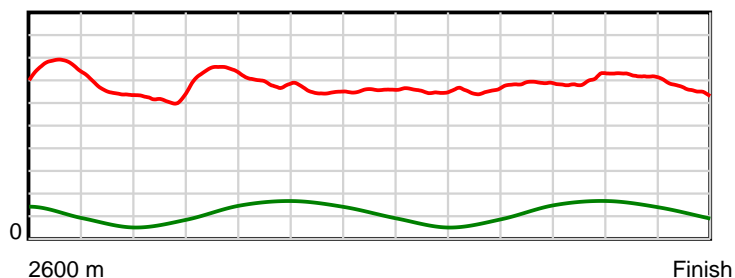
10 m Stride length



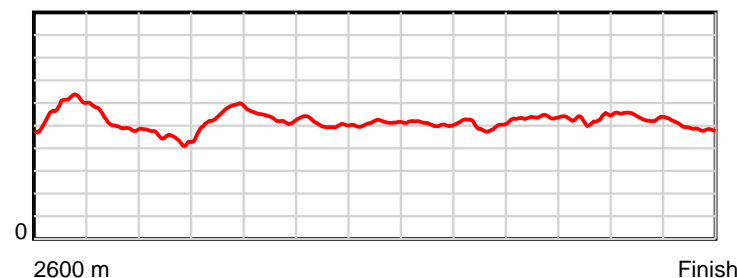
0.6 s Stride duration



20 m/sec Speed



100 % Stride efficiency



Note: Horizontal distance axis grid lines are 200m furlongs.

**Disclaimer.**

HRNZ and NZMTC and Thoroughbred Ratings Pty Ltd accepts no responsibility for the completeness or accuracy of any of the information contained herein, and makes no representations about its suitability for any particular purpose. Users should make their own judgements about those matters and/or seek independent advice. You assume all risks associated with use of the data provided on this page.



# Race Results



May 17, 2024, Race 5, SMART SPARKS ELECTRICAL CELEBRATING 20 YEARS MOBILE PACE, Distance 2600m, Addington - Survey 3200m

Result	TAB no.	Horse (Barrier)	2600 to	2400m to
9th	10	<b>Stephs Boy (10)</b>	<b>2400m</b>	<b>2200m</b>
		Position in running (margin)	-	6(6.6)
		Sectional time (s)	14.30	15.47
		Cumulative time (s)	193.07	178.77
		Speed (m/s)	13.98	12.93
		Stride length (m)	6.47	6.07
		Stride duration (s)	0.437	0.470
		Stride efficiency (%)	65.39	57.58
		Stride count	30.92	32.95

#### Disclaimer.

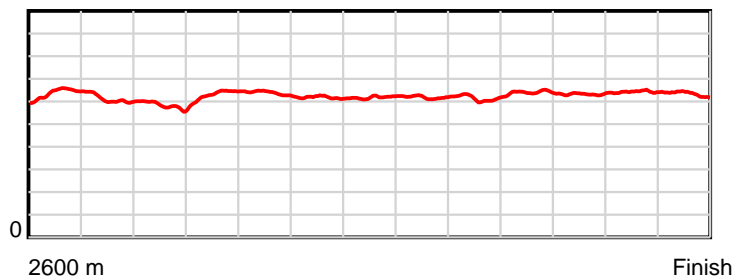
HRNZ and NZMTC and Thoroughbred Ratings Pty Ltd accepts no responsibility for the completeness or accuracy of any of the information contained herein, and makes no representations about its suitability for any particular purpose. Users should make their own judgements about those matters and/or seek independent advice. You assume all risks associated with use of the data provided on this page.

# Race Results

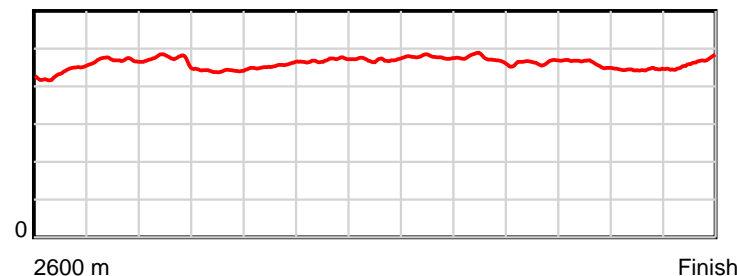
May 17, 2024, Race 5, SMART SPARKS ELECTRICAL CELEBRATING 20 YEARS MOBILE PACE, Distance 2600m, Addington - Survey 3200m

Result	TAB no.	Horse (Barrier)	2200m to	2000m to	1800m to	1600m to	1400m to	1200m to	1000m to	800m to	600m to	400m to	200m to	Total or	Margin
9th	10	<b>Stephs Boy (10)</b>	<b>2000m</b>	<b>1800m</b>	<b>1600m</b>	<b>1400m</b>	<b>1200m</b>	<b>1000m</b>	<b>800m</b>	<b>600m</b>	<b>400m</b>	<b>200m</b>	<b>WP</b>	<b>Average</b>	
		Position in running (margin)	6(6.5)	6(6.4)	7(11.0)	7(9.5)	7(7.4)	9(6.9)	9(7.7)	9(8.3)	9(7.6)	9(8.3)	9(10.1)		11.50
		Sectional time (s)	16.33	14.00	14.16	15.13	15.24	15.60	15.50	14.47	14.51	13.80	14.56		
		Cumulative time (s)	163.30	146.97	132.97	118.81	103.68	88.44	72.84	57.34	42.87	28.36	14.56	3:13.07	
		Speed (m/s)	12.25	14.29	14.12	13.22	13.12	12.82	12.90	13.82	13.78	14.49	13.74	13.47	
		Stride length (m)	5.79	6.31	6.42	6.21	6.18	6.13	6.11	6.40	6.35	6.45	6.36	6.24	
		Stride duration (s)	0.473	0.441	0.455	0.469	0.471	0.478	0.473	0.463	0.461	0.445	0.463	0.464	
		Stride efficiency (%)	52.36	62.19	64.50	60.18	59.61	58.66	58.27	64.09	63.09	64.94	63.12	60.91	
		Stride count	34.55	31.70	31.13	32.23	32.38	32.64	32.75	31.23	31.48	31.03	31.47	416.46	

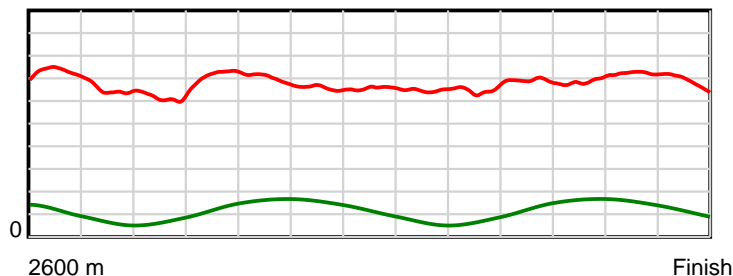
10 m Stride length



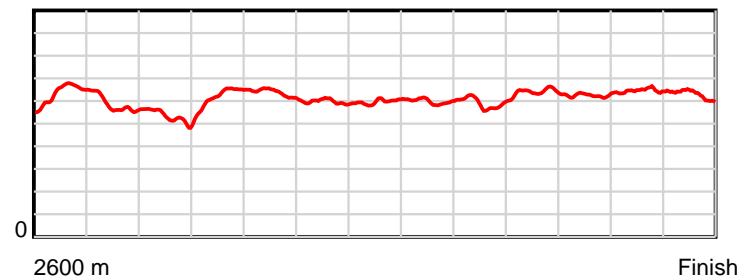
0.6 s Stride duration



20 m/sec Speed



100 % Stride efficiency



Note: Horizontal distance axis grid lines are 200m furlongs.

## Disclaimer.

HRNZ and NZMTC and Thoroughbred Ratings Pty Ltd accepts no responsibility for the completeness or accuracy of any of the information contained herein, and makes no representations about its suitability for any particular purpose. Users should make their own judgements about those matters and/or seek independent advice. You assume all risks associated with use of the data provided on this page.