



## Race Results

NZ Metropolitan Trotting Club Inc, HRNZ, June 09, 2024

Compilation date: June 9, 2024, 3:11:09 PM (NZST)

Copyright © 2024 HRNZ and NZMTC. All rights reserved.

### Trademarks.

StrideMASTER is a registered trademark of Thoroughbred Ratings Pty Ltd.

### Disclaimer.

HRNZ and NZMTC and Thoroughbred Ratings Pty Ltd accepts no responsibility for the completeness or accuracy of any of the information contained herein, and makes no representations about its suitability for any particular purpose. Users should make their own judgements about those matters and/or seek independent advice. You assume all risks associated with use of the data provided on this page.



# Race Results



June 09, 2024, Race 7, THANK YOU BRAXTON FARRIERS PACE, Distance 2600m, Addington - Survey 3200m

Result	TAB no.	Horse (Barrier)	2600 to	2400m to
1st	9	<b>Keeping It Kiw... (9)</b>	<b>2400m</b>	<b>2200m</b>
		Position in running (margin)	-	9(9.0)
		Sectional time (s)	17.08	15.77
		Cumulative time (s)	199.58	182.50
		Speed (m/s)	11.71	12.68
		Stride length (m)	5.26	5.65
		Stride duration (s)	0.434	0.446
		Stride efficiency (%)	43.19	49.90
		Stride count	38.04	35.39

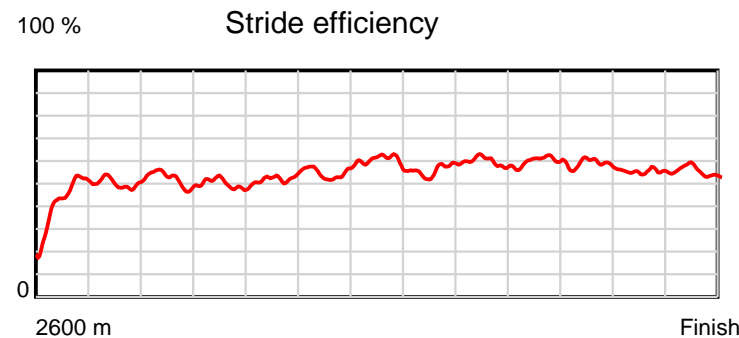
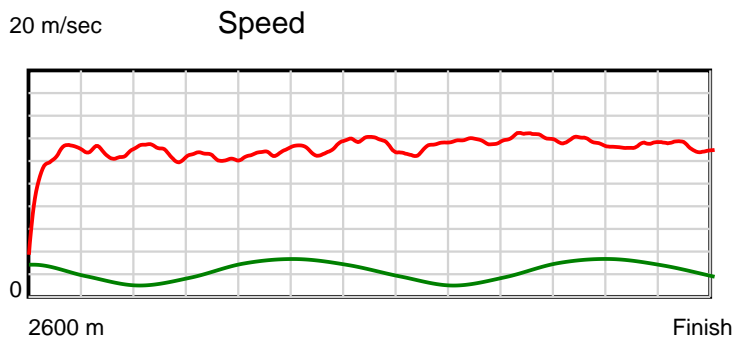
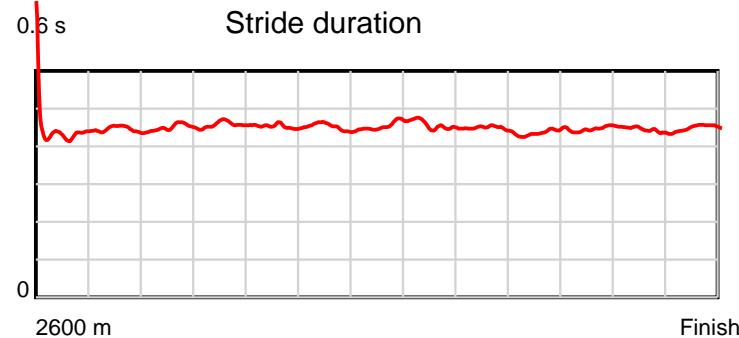
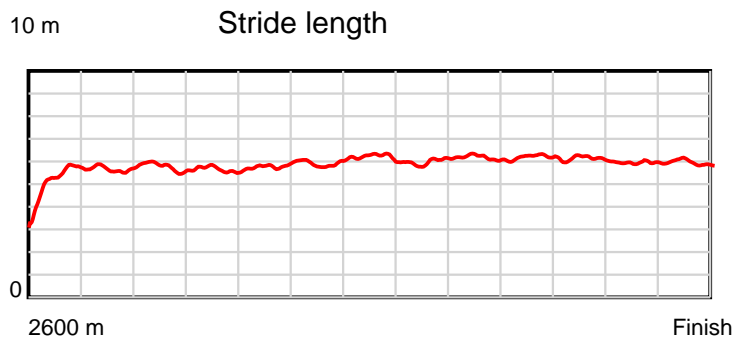
#### Disclaimer.

HRNZ and NZMTC and Thoroughbred Ratings Pty Ltd accepts no responsibility for the completeness or accuracy of any of the information contained herein, and makes no representations about its suitability for any particular purpose. Users should make their own judgements about those matters and/or seek independent advice. You assume all risks associated with use of the data provided on this page.

# Race Results

June 09, 2024, Race 7, THANK YOU BRAXTON FARRIERS PACE, Distance 2600m, Addington - Survey 3200m

Result	TAB no.	Horse (Barrier)	2200m to	2000m to	1800m to	1600m to	1400m to	1200m to	1000m to	800m to	600m to	400m to	200m to	Total or	Margin
1st	9	<b>Keeping It Kiw... (9)</b>	<b>2000m</b>	<b>1800m</b>	<b>1600m</b>	<b>1400m</b>	<b>1200m</b>	<b>1000m</b>	<b>800m</b>	<b>600m</b>	<b>400m</b>	<b>200m</b>	<b>WP</b>	<b>Average</b>	
		Position in running (margin)	10(13.5)	10(12.2)	10(11.5)	11(10.8)	11(11.8)	10(9.8)	8(5.3)	4(1.6)	1(0.0)	1(0.0)	1(0.0)		0.00
		Sectional time (s)	15.81	16.07	15.81	15.49	14.62	15.45	14.74	14.07	14.67	14.95	15.05		
		Cumulative time (s)	166.73	150.92	134.85	119.04	103.55	88.93	73.48	58.74	44.67	30.00	15.05	3:19.58	
		Speed (m/s)	12.65	12.45	12.65	12.91	13.68	12.94	13.57	14.21	13.63	13.38	13.29	13.03	
		Stride length (m)	5.70	5.69	5.73	5.83	6.23	5.90	6.08	6.22	6.08	5.93	5.98	5.86	
		Stride duration (s)	0.451	0.457	0.453	0.452	0.455	0.456	0.448	0.438	0.446	0.443	0.450	0.450	
		Stride efficiency (%)	50.75	50.63	51.28	53.18	60.65	54.43	57.69	60.49	57.85	54.89	55.91	53.59	
		Stride count	35.09	35.14	34.91	34.29	32.10	33.89	32.92	32.14	32.87	33.75	33.44	443.97	



Note: Horizontal distance axis grid lines are 200m furlongs.

#### Disclaimer.

HRNZ and NZMTC and Thoroughbred Ratings Pty Ltd accepts no responsibility for the completeness or accuracy of any of the information contained herein, and makes no representations about its suitability for any particular purpose. Users should make their own judgements about those matters and/or seek independent advice. You assume all risks associated with use of the data provided on this page.



# Race Results



June 09, 2024, Race 7, THANK YOU BRAXTON FARRIERS PACE, Distance 2600m, Addington - Survey 3200m

Result	TAB no.	Horse (Barrier)	2600 to	2400m to
2nd	7	Lady Vincent (7)	2400m	2200m
		Position in running (margin)	-	5(5.2)
		Sectional time (s)	16.42	14.91
		Cumulative time (s)	199.65	183.23
		Speed (m/s)	12.18	13.41
		Stride length (m)	5.45	5.97
		Stride duration (s)	0.428	0.445
		Stride efficiency (%)	46.34	55.67
		Stride count	36.72	33.51

#### Disclaimer.

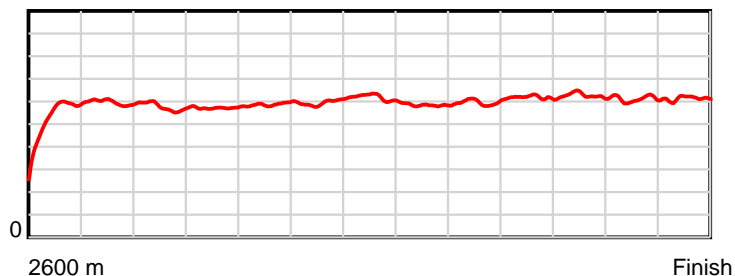
HRNZ and NZMTC and Thoroughbred Ratings Pty Ltd accepts no responsibility for the completeness or accuracy of any of the information contained herein, and makes no representations about its suitability for any particular purpose. Users should make their own judgements about those matters and/or seek independent advice. You assume all risks associated with use of the data provided on this page.

# Race Results

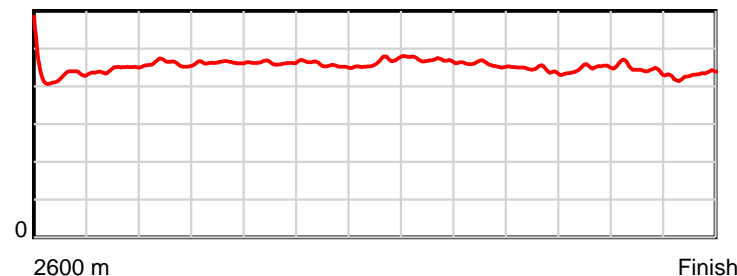
June 09, 2024, Race 7, THANK YOU BRAXTON FARRIERS PACE, Distance 2600m, Addington - Survey 3200m

Result	TAB no.	Horse (Barrier)	2200m to	2000m to	1800m to	1600m to	1400m to	1200m to	1000m to	800m to	600m to	400m to	200m to	Total or	Margin
2nd	7	Lady Vincent (7)	2000m	1800m	1600m	1400m	1200m	1000m	800m	600m	400m	200m	WP	Average	
		Position in running (margin)	3(4.5)	4(4.0)	4(3.9)	4(3.6)	5(4.9)	6(5.7)	7(5.1)	9(4.9)	10(5.0)	8(5.1)	5(6.2)		0.40
		Sectional time (s)	15.95	16.17	15.87	15.53	15.10	16.09	15.34	14.34	14.70	15.13	14.10		
		Cumulative time (s)	168.32	152.37	136.20	120.33	104.80	89.70	73.61	58.27	43.93	29.23	14.10	3:19.65	
		Speed (m/s)	12.54	12.37	12.60	12.88	13.25	12.43	13.04	13.95	13.61	13.22	14.18	13.02	
		Stride length (m)	5.78	5.73	5.83	5.90	6.16	5.85	5.98	6.21	6.08	5.90	6.11	5.91	
		Stride duration (s)	0.461	0.463	0.462	0.458	0.465	0.470	0.459	0.445	0.447	0.446	0.431	0.454	
		Stride efficiency (%)	52.13	51.32	53.03	54.36	59.22	53.40	55.94	60.19	57.83	54.41	58.34	54.60	
		Stride count	34.63	34.90	34.33	33.91	32.49	34.21	33.43	32.23	32.88	33.90	32.73	439.87	

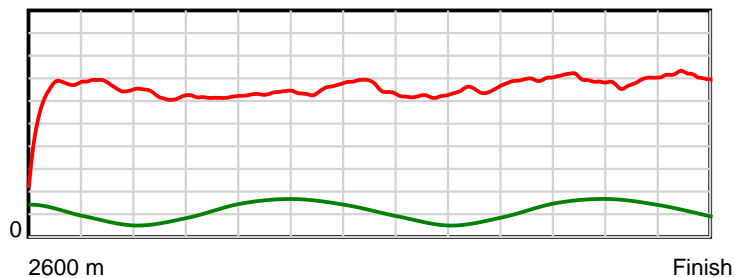
10 m Stride length



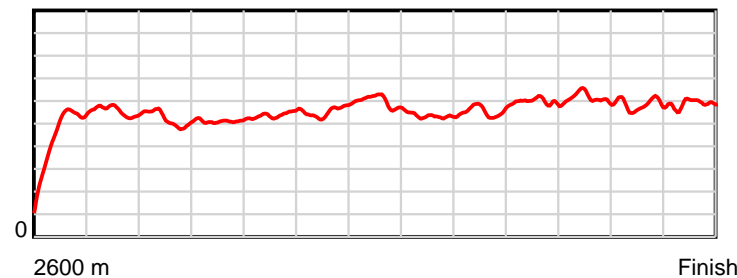
0.6 s Stride duration



20 m/sec Speed



100 % Stride efficiency



Note: Horizontal distance axis grid lines are 200m furlongs.

**Disclaimer.**

HRNZ and NZMTC and Thoroughbred Ratings Pty Ltd accepts no responsibility for the completeness or accuracy of any of the information contained herein, and makes no representations about its suitability for any particular purpose. Users should make their own judgements about those matters and/or seek independent advice. You assume all risks associated with use of the data provided on this page.



# Race Results



June 09, 2024, Race 7, THANK YOU BRAXTON FARRIERS PACE, Distance 2600m, Addington - Survey 3200m

Result	TAB no.	Horse (Barrier)	2600 to	2400m to
3rd	3	Heaven (3)	2400m	2200m
		Position in running (margin)	-	4(3.0)
		Sectional time (s)	16.14	15.65
		Cumulative time (s)	199.65	183.51
		Speed (m/s)	12.39	12.78
		Stride length (m)	5.43	5.78
		Stride duration (s)	0.433	0.453
		Stride efficiency (%)	46.13	52.28
		Stride count	36.81	34.58

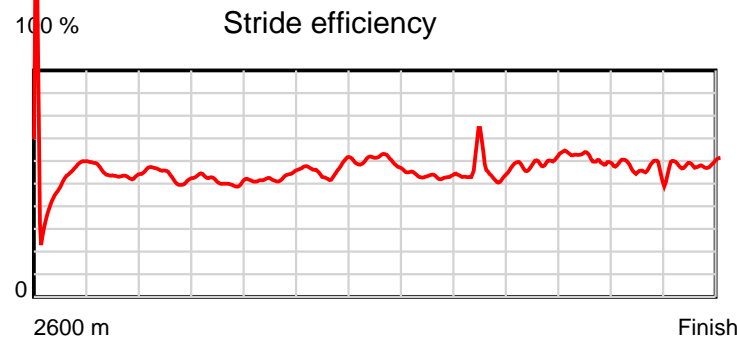
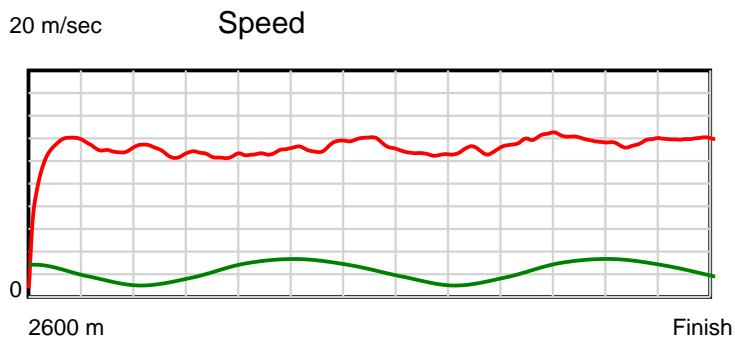
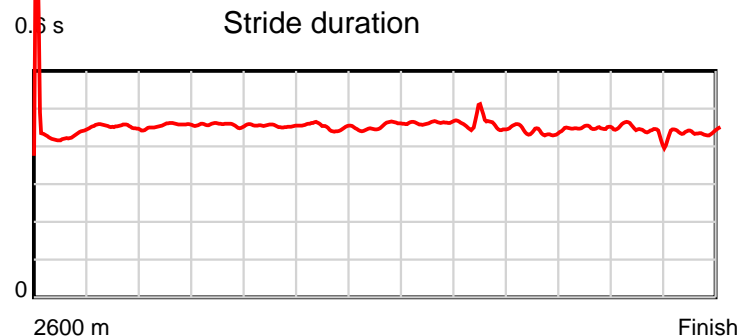
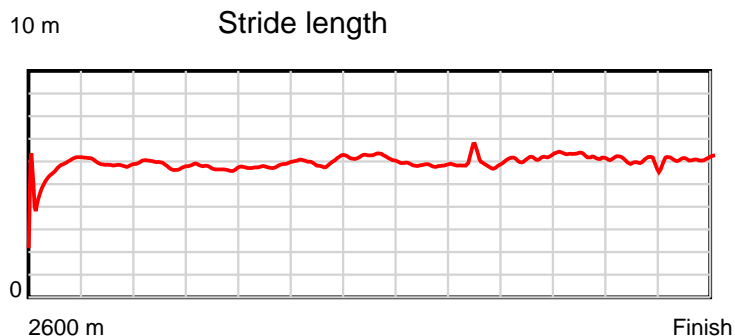
## Disclaimer.

HRNZ and NZMTC and Thoroughbred Ratings Pty Ltd accepts no responsibility for the completeness or accuracy of any of the information contained herein, and makes no representations about its suitability for any particular purpose. Users should make their own judgements about those matters and/or seek independent advice. You assume all risks associated with use of the data provided on this page.

# Race Results

June 09, 2024, Race 7, THANK YOU BRAXTON FARRIERS PACE, Distance 2600m, Addington - Survey 3200m

Result	TAB no.	Horse (Barrier)	2200m to	2000m to	1800m to	1600m to	1400m to	1200m to	1000m to	800m to	600m to	400m to	200m to	Total or	Margin
3rd	3	Heaven (3)	2000m	1800m	1600m	1400m	1200m	1000m	800m	600m	400m	200m	WP	Average	
		Position in running (margin)	5(6.8)	5(5.0)	5(4.5)	5(4.8)	6(5.6)	4(3.8)	4(3.0)	7(3.5)	6(2.7)	4(3.7)	4(4.7)		0.40
		Sectional time (s)	15.72	16.11	15.97	15.45	14.65	16.08	15.44	14.19	14.84	15.14	14.27		
		Cumulative time (s)	167.86	152.14	136.03	120.06	104.61	89.96	73.88	58.44	44.25	29.41	14.27	3:19.65	
		Speed (m/s)	12.72	12.41	12.52	12.94	13.65	12.44	12.95	14.09	13.48	13.21	14.02	13.02	
		Stride length (m)	5.80	5.67	5.69	5.86	6.18	5.76	5.93	6.20	6.04	5.81	6.15	5.86	
		Stride duration (s)	0.456	0.457	0.454	0.452	0.453	0.463	0.458	0.440	0.448	0.440	0.439	0.450	
		Stride efficiency (%)	52.52	50.32	50.61	53.63	59.76	51.85	55.03	60.12	57.05	52.75	59.11	53.72	
		Stride count	34.50	35.25	35.14	34.14	32.34	34.72	33.70	32.24	33.10	34.42	32.52	443.46	



Note: Horizontal distance axis grid lines are 200m furlongs.

#### Disclaimer.

HRNZ and NZMTC and Thoroughbred Ratings Pty Ltd accepts no responsibility for the completeness or accuracy of any of the information contained herein, and makes no representations about its suitability for any particular purpose. Users should make their own judgements about those matters and/or seek independent advice. You assume all risks associated with use of the data provided on this page.



# Race Results



June 09, 2024, Race 7, THANK YOU BRAXTON FARRIERS PACE, Distance 2600m, Addington - Survey 3200m

Result	TAB no.	Horse (Barrier)	2600 to	2400m to
4th	4	Whosdreamingno... (4)	2400m	2200m
		Position in running (margin)	-	8(8.1)
		Sectional time (s)	16.92	15.03
		Cumulative time (s)	199.76	182.84
		Speed (m/s)	11.82	13.31
		Stride length (m)	5.32	6.27
		Stride duration (s)	0.437	0.472
		Stride efficiency (%)	44.27	61.53
		Stride count	37.58	31.87

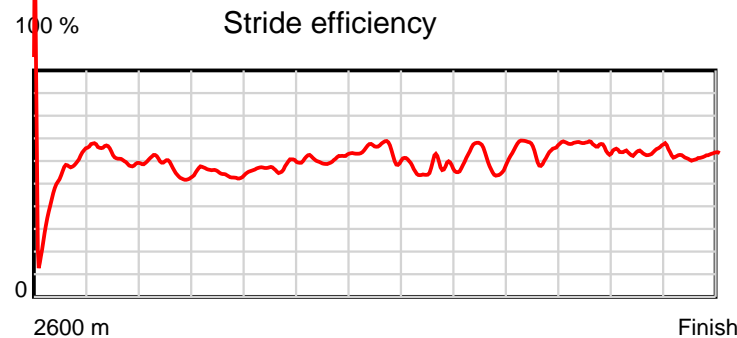
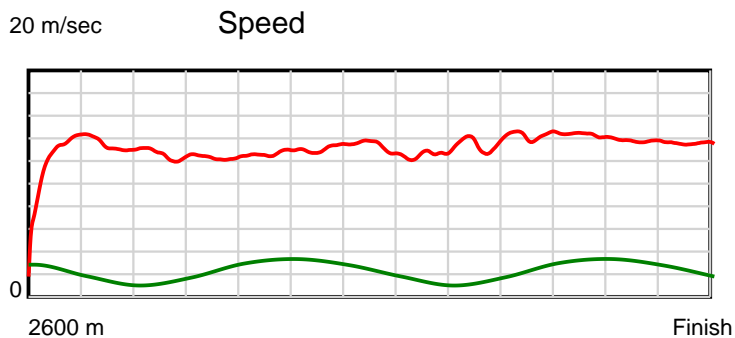
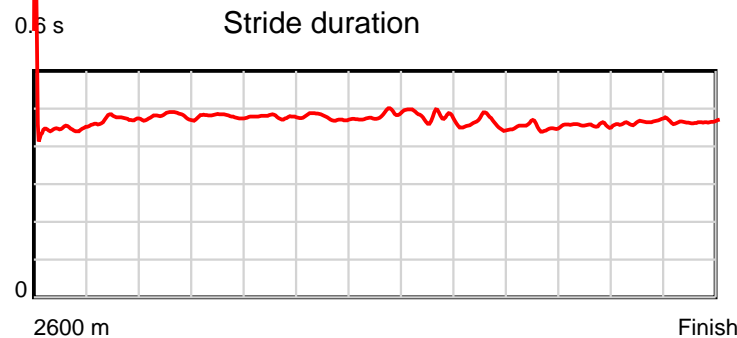
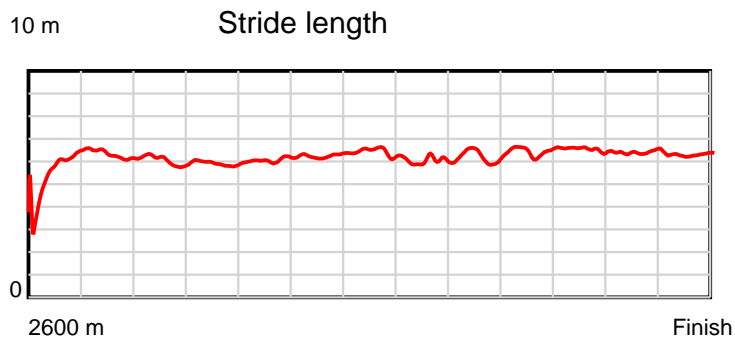
#### Disclaimer.

HRNZ and NZMTC and Thoroughbred Ratings Pty Ltd accepts no responsibility for the completeness or accuracy of any of the information contained herein, and makes no representations about its suitability for any particular purpose. Users should make their own judgements about those matters and/or seek independent advice. You assume all risks associated with use of the data provided on this page.

# Race Results

June 09, 2024, Race 7, THANK YOU BRAXTON FARRIERS PACE, Distance 2600m, Addington - Survey 3200m

Result	TAB no.	Horse (Barrier)	2200m to	2000m to	1800m to	1600m to	1400m to	1200m to	1000m to	800m to	600m to	400m to	200m to	Total or	Margin
4th	4	Whosdreamingno... (4)	2000m	1800m	1600m	1400m	1200m	1000m	800m	600m	400m	200m	WP	Average	
		Position in running (margin)	6(8.1)	7(7.6)	7(7.1)	7(7.4)	7(7.2)	9(7.8)	10(7.1)	10(6.1)	9(4.0)	3(3.2)	3(3.1)		1.00
		Sectional time (s)	15.94	16.11	15.96	15.28	15.06	16.08	15.20	13.98	14.55	14.94	14.71		
		Cumulative time (s)	167.81	151.87	135.76	119.80	104.52	89.46	73.38	58.18	44.20	29.65	14.71	3:19.76	
		Speed (m/s)	12.55	12.41	12.53	13.09	13.28	12.44	13.16	14.31	13.75	13.39	13.60	13.02	
		Stride length (m)	6.02	5.96	6.00	6.24	6.40	5.99	6.05	6.46	6.28	6.22	6.32	6.10	
		Stride duration (s)	0.480	0.480	0.479	0.477	0.482	0.482	0.460	0.452	0.457	0.465	0.465	0.469	
		Stride efficiency (%)	56.69	55.57	56.20	60.87	64.05	56.02	57.20	65.24	61.57	60.42	62.35	58.23	
		Stride count	33.20	33.54	33.35	32.05	31.24	33.40	33.06	30.95	31.86	32.16	31.66	425.92	



Note: Horizontal distance axis grid lines are 200m furlongs.

#### Disclaimer.

HRNZ and NZMTC and Thoroughbred Ratings Pty Ltd accepts no responsibility for the completeness or accuracy of any of the information contained herein, and makes no representations about its suitability for any particular purpose. Users should make their own judgements about those matters and/or seek independent advice. You assume all risks associated with use of the data provided on this page.



# Race Results



June 09, 2024, Race 7, THANK YOU BRAXTON FARRIERS PACE, Distance 2600m, Addington - Survey 3200m

Result	TAB no.	Horse (Barrier)	2600 to	2400m to
5th	5	Major Henry (5)	2400m	2200m
		Position in running (margin)	-	1(0.0)
		Sectional time (s)	15.45	15.03
		Cumulative time (s)	199.80	184.35
		Speed (m/s)	12.95	13.31
		Stride length (m)	5.74	6.20
		Stride duration (s)	0.434	0.466
		Stride efficiency (%)	51.45	60.03
		Stride count	34.85	32.27

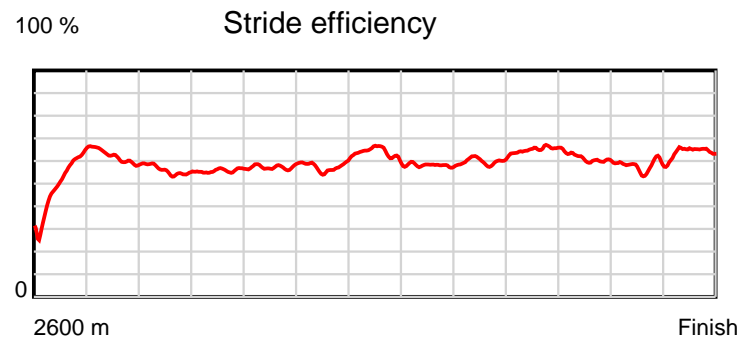
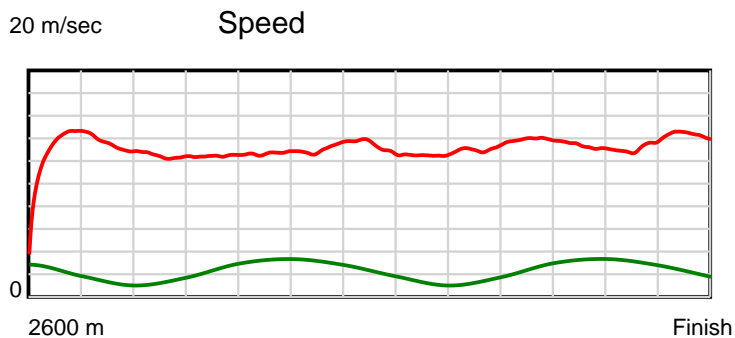
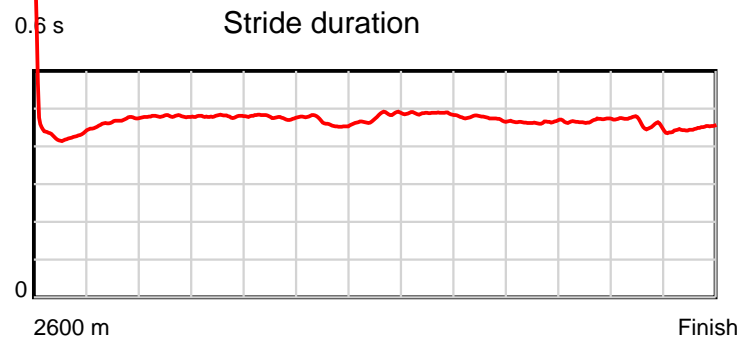
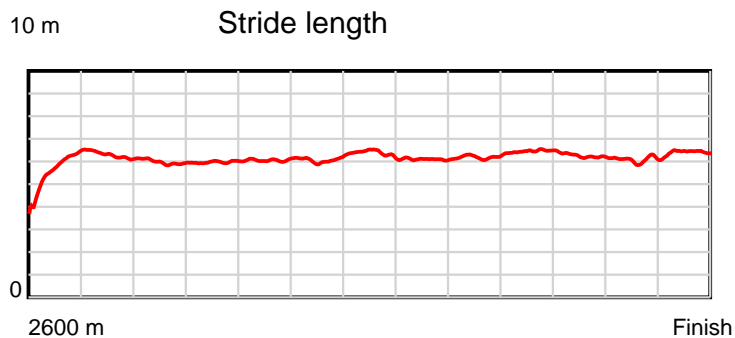
#### Disclaimer.

HRNZ and NZMTC and Thoroughbred Ratings Pty Ltd accepts no responsibility for the completeness or accuracy of any of the information contained herein, and makes no representations about its suitability for any particular purpose. Users should make their own judgements about those matters and/or seek independent advice. You assume all risks associated with use of the data provided on this page.

# Race Results

June 09, 2024, Race 7, THANK YOU BRAXTON FARRIERS PACE, Distance 2600m, Addington - Survey 3200m

Result	TAB no.	Horse (Barrier)	2200m to	2000m to	1800m to	1600m to	1400m to	1200m to	1000m to	800m to	600m to	400m to	200m to	Total or	Margin
5th	5	Major Henry (5)	2000m	1800m	1600m	1400m	1200m	1000m	800m	600m	400m	200m	WP	Average	
		Position in running (margin)	1(0.0)	1(0.0)	1(0.0)	1(0.0)	2(1.0)	2(1.8)	2(1.4)	3(0.7)	4(1.9)	6(4.7)	7(7.4)		1.20
		Sectional time (s)	16.03	16.19	15.92	15.48	15.09	16.14	15.24	14.52	15.14	15.41	14.16		
		Cumulative time (s)	169.32	153.29	137.10	121.18	105.70	90.61	74.47	59.23	44.71	29.57	14.16	3:19.80	
		Speed (m/s)	12.48	12.35	12.56	12.92	13.25	12.39	13.12	13.77	13.21	12.98	14.12	13.01	
		Stride length (m)	5.98	5.93	6.00	6.01	6.33	6.04	6.23	6.40	6.17	5.99	6.33	6.10	
		Stride duration (s)	0.479	0.480	0.477	0.465	0.477	0.488	0.475	0.464	0.467	0.461	0.448	0.469	
		Stride efficiency (%)	55.92	54.94	56.20	56.40	62.60	57.01	60.63	63.95	59.54	56.03	62.55	58.10	
		Stride count	33.43	33.73	33.35	33.29	31.60	33.11	32.11	31.26	32.40	33.40	31.61	426.41	



Note: Horizontal distance axis grid lines are 200m furlongs.

#### Disclaimer.

HRNZ and NZMTC and Thoroughbred Ratings Pty Ltd accepts no responsibility for the completeness or accuracy of any of the information contained herein, and makes no representations about its suitability for any particular purpose. Users should make their own judgements about those matters and/or seek independent advice. You assume all risks associated with use of the data provided on this page.



# Race Results



June 09, 2024, Race 7, THANK YOU BRAXTON FARRIERS PACE, Distance 2600m, Addington - Survey 3200m

Result	TAB no.	Horse (Barrier)	2600 to	2400m to
6th	11	Taumutu Lad (11)	2400m	2200m
		Position in running (margin)	-	15(19.2)
		Sectional time (s)	18.79	15.67
		Cumulative time (s)	199.91	181.12
		Speed (m/s)	10.64	12.76
		Stride length (m)	5.58	5.83
		Stride duration (s)	0.456	0.457
		Stride efficiency (%)	48.57	53.10
		Stride count	35.87	34.31

## Disclaimer.

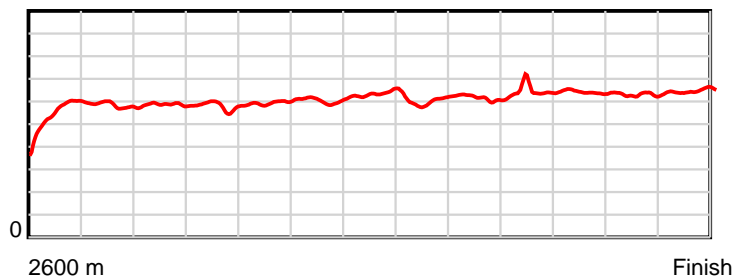
HRNZ and NZMTC and Thoroughbred Ratings Pty Ltd accepts no responsibility for the completeness or accuracy of any of the information contained herein, and makes no representations about its suitability for any particular purpose. Users should make their own judgements about those matters and/or seek independent advice. You assume all risks associated with use of the data provided on this page.

# Race Results

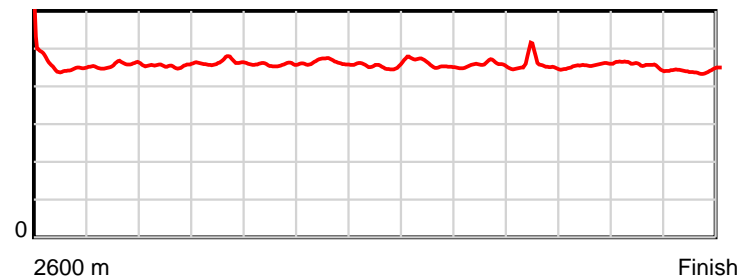
June 09, 2024, Race 7, THANK YOU BRAXTON FARRIERS PACE, Distance 2600m, Addington - Survey 3200m

Result	TAB no.	Horse (Barrier)	2200m to	2000m to	1800m to	1600m to	1400m to	1200m to	1000m to	800m to	600m to	400m to	200m to	Total or	Margin
6th	11	Taumutu Lad (11)	2000m	1800m	1600m	1400m	1200m	1000m	800m	600m	400m	200m	WP	Average	
		Position in running (margin)	16(23.0)	16(21.0)	16(19.9)	16(18.2)	16(20.2)	16(16.4)	15(12.4)	16(11.0)	15(9.6)	15(9.5)	13(10.1)		1.80
		Sectional time (s)	15.70	16.00	15.64	15.65	14.31	15.54	15.12	14.11	14.65	15.06	13.67		
		Cumulative time (s)	165.45	149.75	133.75	118.11	102.46	88.15	72.61	57.49	43.38	28.73	13.67	3:19.91	
		Speed (m/s)	12.74	12.50	12.79	12.78	13.98	12.87	13.23	14.17	13.65	13.28	14.63	13.01	
		Stride length (m)	5.79	5.80	5.86	5.93	6.36	5.91	6.04	6.48	6.25	6.02	6.47	6.01	
		Stride duration (s)	0.455	0.464	0.458	0.464	0.455	0.460	0.457	0.457	0.458	0.453	0.442	0.462	
		Stride efficiency (%)	52.42	52.64	53.62	54.95	63.28	54.66	57.10	65.63	61.12	56.69	65.39	56.51	
		Stride count	34.53	34.46	34.14	33.73	31.43	33.82	33.09	30.86	31.98	33.21	30.92	432.35	

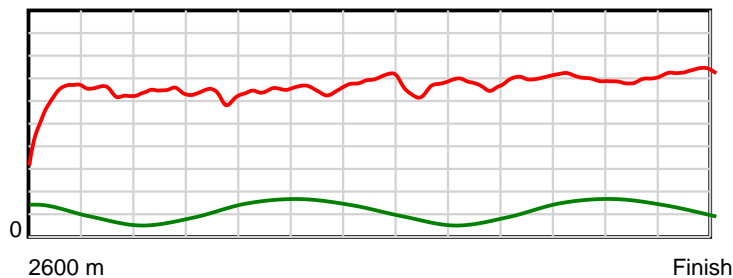
10 m Stride length



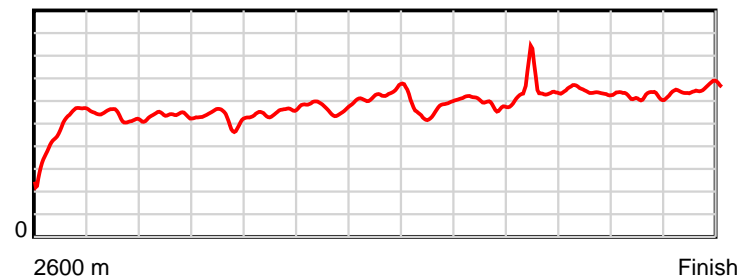
0.6 s Stride duration



20 m/sec Speed



100 % Stride efficiency



Note: Horizontal distance axis grid lines are 200m furlongs.

## Disclaimer.

HRNZ and NZMTC and Thoroughbred Ratings Pty Ltd accepts no responsibility for the completeness or accuracy of any of the information contained herein, and makes no representations about its suitability for any particular purpose. Users should make their own judgements about those matters and/or seek independent advice. You assume all risks associated with use of the data provided on this page.



# Race Results



June 09, 2024, Race 7, THANK YOU BRAXTON FARRIERS PACE, Distance 2600m, Addington - Survey 3200m

Result	TAB no.	Horse (Barrier)	2600 to	2400m to
7th	8	Major Tommy (8)	2400m	2200m
		Position in running (margin)	-	6(5.9)
		Sectional time (s)	16.45	15.61
		Cumulative time (s)	200.03	183.58
		Speed (m/s)	12.16	12.81
		Stride length (m)	5.27	5.57
		Stride duration (s)	0.420	0.435
		Stride efficiency (%)	43.43	48.46
		Stride count	37.94	35.91

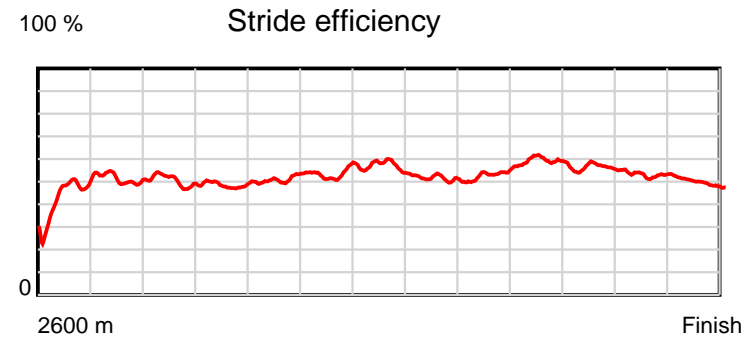
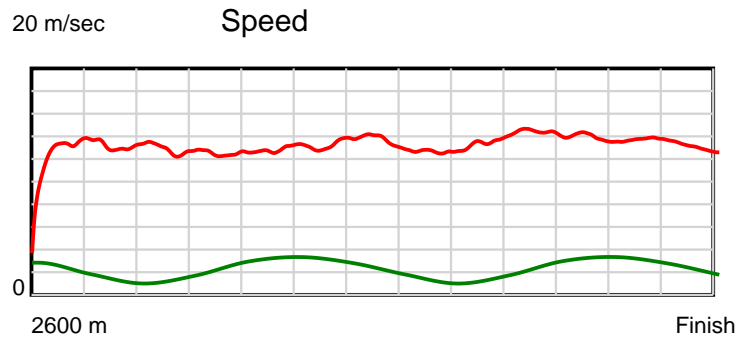
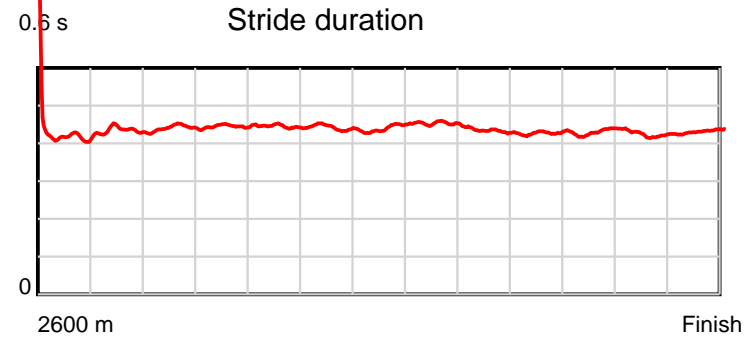
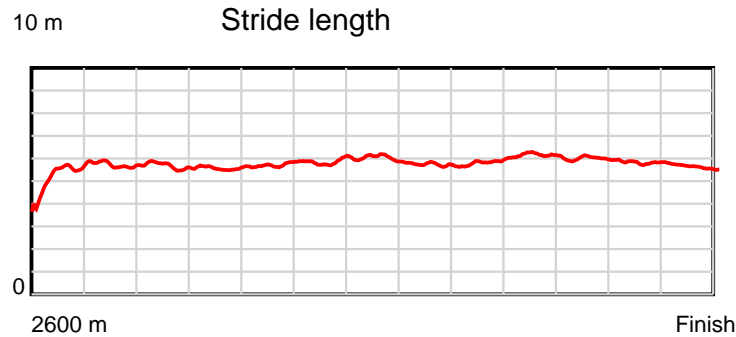
#### Disclaimer.

HRNZ and NZMTC and Thoroughbred Ratings Pty Ltd accepts no responsibility for the completeness or accuracy of any of the information contained herein, and makes no representations about its suitability for any particular purpose. Users should make their own judgements about those matters and/or seek independent advice. You assume all risks associated with use of the data provided on this page.

# Race Results

June 09, 2024, Race 7, THANK YOU BRAXTON FARRIERS PACE, Distance 2600m, Addington - Survey 3200m

Result	TAB no.	Horse (Barrier)	2200m to	2000m to	1800m to	1600m to	1400m to	1200m to	1000m to	800m to	600m to	400m to	200m to	Total or	Margin
7th	8	<b>Major Tommy (8)</b>	<b>2000m</b>	<b>1800m</b>	<b>1600m</b>	<b>1400m</b>	<b>1200m</b>	<b>1000m</b>	<b>800m</b>	<b>600m</b>	<b>400m</b>	<b>200m</b>	<b>WP</b>	<b>Average</b>	
		Position in running (margin)	7(9.4)	6(7.4)	6(6.7)	6(6.8)	8(7.8)	7(6.2)	9(5.5)	8(3.5)	3(1.1)	2(1.5)	2(1.1)		2.50
		Sectional time (s)	15.69	16.07	15.94	15.48	14.69	16.09	15.03	13.93	14.75	14.89	15.41		
		Cumulative time (s)	167.97	152.28	136.21	120.27	104.79	90.10	74.01	58.98	45.05	30.30	15.41	3:20.03	
		Speed (m/s)	12.75	12.45	12.55	12.92	13.61	12.43	13.31	14.36	13.56	13.43	12.98	13.00	
		Stride length (m)	5.61	5.53	5.58	5.71	5.99	5.62	5.77	6.13	5.84	5.69	5.61	5.68	
		Stride duration (s)	0.440	0.445	0.445	0.442	0.440	0.452	0.433	0.427	0.430	0.424	0.432	0.437	
		Stride efficiency (%)	49.23	47.80	48.65	50.90	56.13	49.41	51.98	58.81	53.26	50.57	49.18	50.40	
		Stride count	35.63	36.16	35.84	35.04	33.37	35.57	34.68	32.60	34.26	35.16	35.65	457.81	



Note: Horizontal distance axis grid lines are 200m furlongs.

#### Disclaimer.

HRNZ and NZMTC and Thoroughbred Ratings Pty Ltd accepts no responsibility for the completeness or accuracy of any of the information contained herein, and makes no representations about its suitability for any particular purpose. Users should make their own judgements about those matters and/or seek independent advice. You assume all risks associated with use of the data provided on this page.



# Race Results



June 09, 2024, Race 7, THANK YOU BRAXTON FARRIERS PACE, Distance 2600m, Addington - Survey 3200m

Result	TAB no.	Horse (Barrier)	2600 to	2400m to
8th	12	Hoo Haa (12)	2400m	2200m
		Position in running (margin)	-	12(12.6)
		Sectional time (s)	17.71	15.85
		Cumulative time (s)	200.42	182.71
		Speed (m/s)	11.29	12.62
		Stride length (m)	5.49	5.58
		Stride duration (s)	0.431	0.442
		Stride efficiency (%)	47.12	48.62
		Stride count	36.42	35.86

#### Disclaimer.

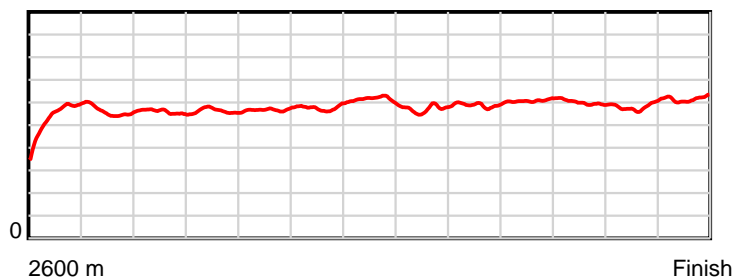
HRNZ and NZMTC and Thoroughbred Ratings Pty Ltd accepts no responsibility for the completeness or accuracy of any of the information contained herein, and makes no representations about its suitability for any particular purpose. Users should make their own judgements about those matters and/or seek independent advice. You assume all risks associated with use of the data provided on this page.

# Race Results

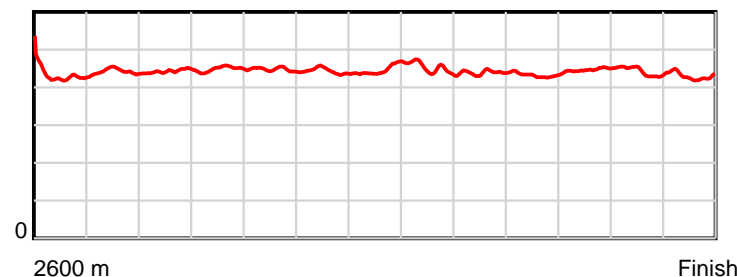
June 09, 2024, Race 7, THANK YOU BRAXTON FARRIERS PACE, Distance 2600m, Addington - Survey 3200m

Result	TAB no.	Horse (Barrier)	2200m to	2000m to	1800m to	1600m to	1400m to	1200m to	1000m to	800m to	600m to	400m to	200m to	Total or	Margin
8th	12	<b>Hoo Haa (12)</b>	<b>2000m</b>	<b>1800m</b>	<b>1600m</b>	<b>1400m</b>	<b>1200m</b>	<b>1000m</b>	<b>800m</b>	<b>600m</b>	<b>400m</b>	<b>200m</b>	<b>WP</b>	<b>Average</b>	
		Position in running (margin)	12(17.6)	12(15.9)	12(13.9)	12(13.0)	12(14.3)	13(12.4)	14(10.6)	12(7.3)	12(7.1)	14(8.9)	14(10.8)		4.70
		Sectional time (s)	15.74	15.87	15.77	15.52	14.63	15.91	14.82	14.29	14.98	15.27	14.06		
		Cumulative time (s)	166.86	151.12	135.25	119.48	103.96	89.33	73.42	58.60	44.31	29.33	14.06	3:20.42	
		Speed (m/s)	12.71	12.60	12.68	12.89	13.67	12.57	13.50	14.00	13.35	13.10	14.22	12.97	
		Stride length (m)	5.63	5.65	5.67	5.71	6.10	5.68	5.93	6.06	5.96	5.80	6.11	5.79	
		Stride duration (s)	0.443	0.449	0.448	0.443	0.447	0.452	0.439	0.433	0.446	0.443	0.430	0.446	
		Stride efficiency (%)	49.49	49.97	50.32	50.87	58.20	50.43	54.88	57.32	55.49	52.53	58.30	52.39	
		Stride count	35.54	35.37	35.24	35.05	32.77	35.21	33.75	33.02	33.56	34.49	32.74	449.02	

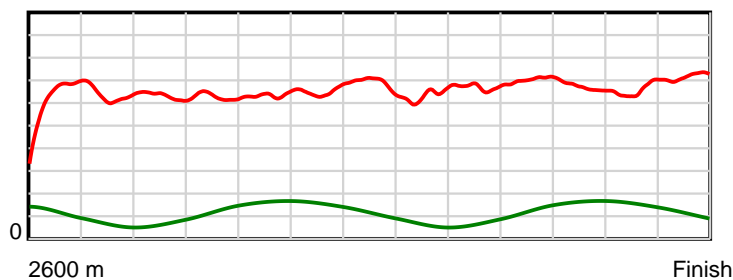
10 m Stride length



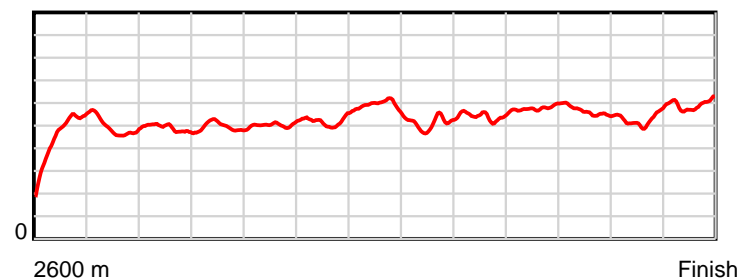
0.6 s Stride duration



20 m/sec Speed



100 % Stride efficiency



Note: Horizontal distance axis grid lines are 200m furlongs.

## Disclaimer.

HRNZ and NZMTC and Thoroughbred Ratings Pty Ltd accepts no responsibility for the completeness or accuracy of any of the information contained herein, and makes no representations about its suitability for any particular purpose. Users should make their own judgements about those matters and/or seek independent advice. You assume all risks associated with use of the data provided on this page.



# Race Results



June 09, 2024, Race 7, THANK YOU BRAXTON FARRIERS PACE, Distance 2600m, Addington - Survey 3200m

Result	TAB no.	Horse (Barrier)	2600 to	2400m to
9th	13	<b>Destiny's Drea... (13)</b>	<b>2400m</b>	<b>2200m</b>
		Position in running (margin)	-	16(20.1)
		Sectional time (s)	18.83	15.41
		Cumulative time (s)	200.44	181.61
		Speed (m/s)	10.62	12.98
		Stride length (m)	5.06	5.75
		Stride duration (s)	0.434	0.443
		Stride efficiency (%)	40.01	51.64
		Stride count	39.52	34.79

#### Disclaimer.

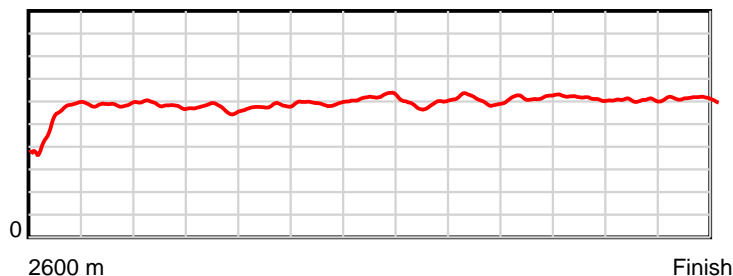
HRNZ and NZMTC and Thoroughbred Ratings Pty Ltd accepts no responsibility for the completeness or accuracy of any of the information contained herein, and makes no representations about its suitability for any particular purpose. Users should make their own judgements about those matters and/or seek independent advice. You assume all risks associated with use of the data provided on this page.

# Race Results

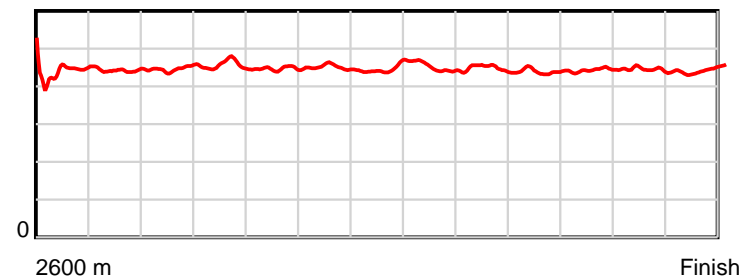
June 09, 2024, Race 7, THANK YOU BRAXTON FARRIERS PACE, Distance 2600m, Addington - Survey 3200m

Result	TAB no.	Horse (Barrier)	2200m to	2000m to	1800m to	1600m to	1400m to	1200m to	1000m to	800m to	600m to	400m to	200m to	Total or	Margin
9th	13	Destiny's Drea... (13)	2000m	1800m	1600m	1400m	1200m	1000m	800m	600m	400m	200m	WP	Average	
		Position in running (margin)	15(22.4)	15(18.9)	15(17.7)	15(15.9)	14(17.3)	14(14.1)	13(9.9)	13(8.0)	13(7.1)	13(8.0)	10(9.0)		4.80
		Sectional time (s)	15.44	15.99	15.63	15.55	14.41	15.50	15.05	14.19	14.81	15.12	14.51		
		Cumulative time (s)	166.20	150.76	134.77	119.14	103.59	89.18	73.68	58.63	44.44	29.63	14.51	3:20.44	
		Speed (m/s)	12.95	12.51	12.80	12.86	13.88	12.90	13.29	14.09	13.50	13.23	13.78	12.97	
		Stride length (m)	5.79	5.71	5.72	5.80	6.21	5.81	5.95	6.20	5.99	5.88	6.11	5.83	
		Stride duration (s)	0.447	0.456	0.447	0.451	0.447	0.450	0.448	0.440	0.443	0.445	0.443	0.449	
		Stride efficiency (%)	52.42	50.89	51.07	52.53	60.24	52.67	55.33	60.12	55.99	54.01	58.32	53.09	
		Stride count	34.53	35.05	34.98	34.50	32.21	34.45	33.61	32.25	33.41	34.02	32.74	446.06	

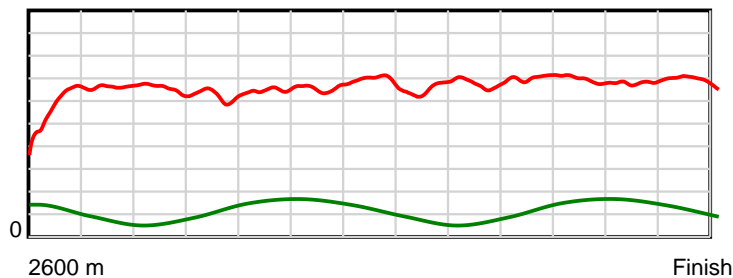
10 m Stride length



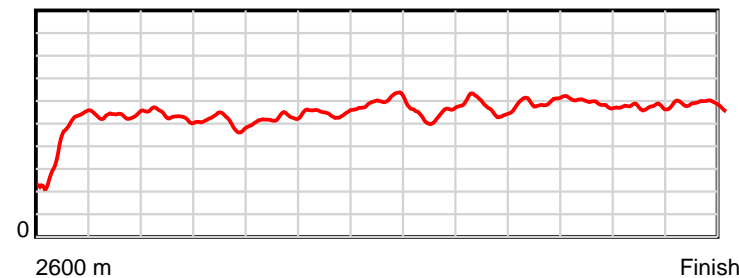
0.6 s Stride duration



20 m/sec Speed



100 % Stride efficiency



Note: Horizontal distance axis grid lines are 200m furlongs.

## Disclaimer.

HRNZ and NZMTC and Thoroughbred Ratings Pty Ltd accepts no responsibility for the completeness or accuracy of any of the information contained herein, and makes no representations about its suitability for any particular purpose. Users should make their own judgements about those matters and/or seek independent advice. You assume all risks associated with use of the data provided on this page.



# Race Results



June 09, 2024, Race 7, THANK YOU BRAXTON FARRIERS PACE, Distance 2600m, Addington - Survey 3200m

Result	TAB no.	Horse (Barrier)	2600 to	2400m to
10th	10	Judys Watching (10)	2400m	2200m
		Position in running (margin)	-	11(10.7)
		Sectional time (s)	17.33	16.00
		Cumulative time (s)	200.71	183.38
		Speed (m/s)	11.54	12.50
		Stride length (m)	5.86	6.02
		Stride duration (s)	0.473	0.482
		Stride efficiency (%)	53.66	56.64
		Stride count	34.13	33.22

#### Disclaimer.

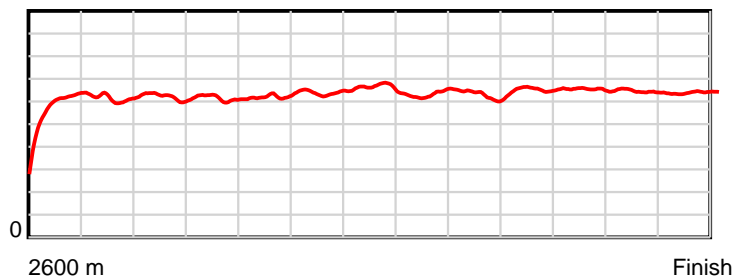
HRNZ and NZMTC and Thoroughbred Ratings Pty Ltd accepts no responsibility for the completeness or accuracy of any of the information contained herein, and makes no representations about its suitability for any particular purpose. Users should make their own judgements about those matters and/or seek independent advice. You assume all risks associated with use of the data provided on this page.

# Race Results

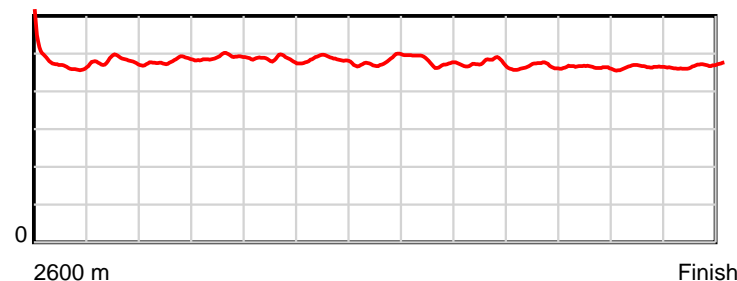
June 09, 2024, Race 7, THANK YOU BRAXTON FARRIERS PACE, Distance 2600m, Addington - Survey 3200m

Result	TAB no.	Horse (Barrier)	2200m to	2000m to	1800m to	1600m to	1400m to	1200m to	1000m to	800m to	600m to	400m to	200m to	Total or	Margin
10th	10	Judys Watching (10)	2000m	1800m	1600m	1400m	1200m	1000m	800m	600m	400m	200m	WP	Average	
		Position in running (margin)	11(16.5)	11(14.6)	11(13.3)	13(13.3)	13(14.8)	12(12.1)	11(7.5)	14(8.4)	14(8.2)	12(7.9)	9(8.7)		6.30
		Sectional time (s)	15.70	15.97	15.92	15.57	14.51	15.44	15.51	14.29	14.62	15.10	14.75		
		Cumulative time (s)	167.38	151.68	135.71	119.79	104.22	89.71	74.27	58.76	44.47	29.85	14.75	3:20.71	
		Speed (m/s)	12.74	12.52	12.56	12.85	13.78	12.95	12.89	14.00	13.68	13.25	13.56	12.95	
		Stride length (m)	6.12	6.14	6.10	6.23	6.63	6.21	6.10	6.53	6.33	6.16	6.36	6.21	
		Stride duration (s)	0.480	0.491	0.485	0.485	0.481	0.479	0.473	0.467	0.463	0.465	0.469	0.479	
		Stride efficiency (%)	58.49	58.98	58.09	60.65	68.61	60.21	58.22	66.62	62.68	59.22	63.14	60.22	
		Stride count	32.69	32.56	32.80	32.10	30.18	32.22	32.77	30.63	31.58	32.49	31.46	418.83	

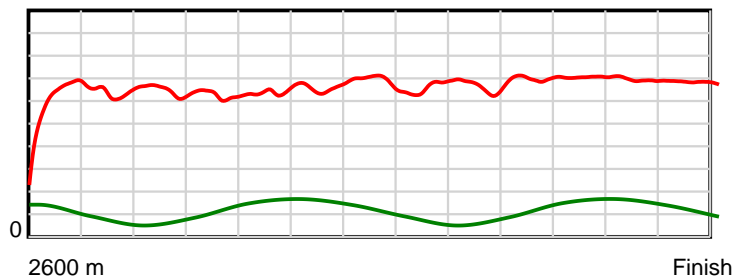
10 m Stride length



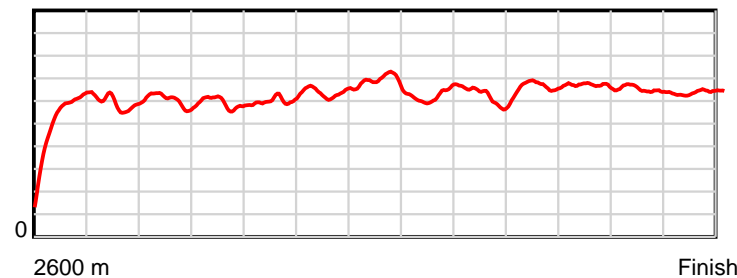
0.6 s Stride duration



20 m/sec Speed



100 % Stride efficiency



Note: Horizontal distance axis grid lines are 200m furlongs.

## Disclaimer.

HRNZ and NZMTC and Thoroughbred Ratings Pty Ltd accepts no responsibility for the completeness or accuracy of any of the information contained herein, and makes no representations about its suitability for any particular purpose. Users should make their own judgements about those matters and/or seek independent advice. You assume all risks associated with use of the data provided on this page.



# Race Results



June 09, 2024, Race 7, THANK YOU BRAXTON FARRIERS PACE, Distance 2600m, Addington - Survey 3200m

Result	TAB no.	Horse (Barrier)	2600 to	2400m to
11th	2	Spectator (2)	2400m	2200m
		Position in running (margin)	-	3(2.9)
		Sectional time (s)	15.97	15.31
		Cumulative time (s)	200.81	184.84
		Speed (m/s)	12.52	13.06
		Stride length (m)	5.63	6.05
		Stride duration (s)	0.436	0.463
		Stride efficiency (%)	49.60	57.22
		Stride count	35.50	33.05

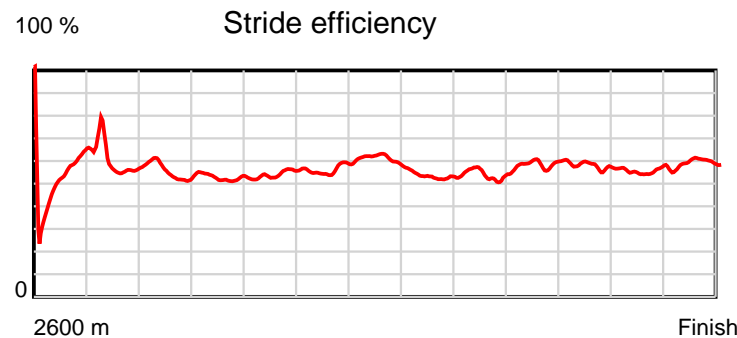
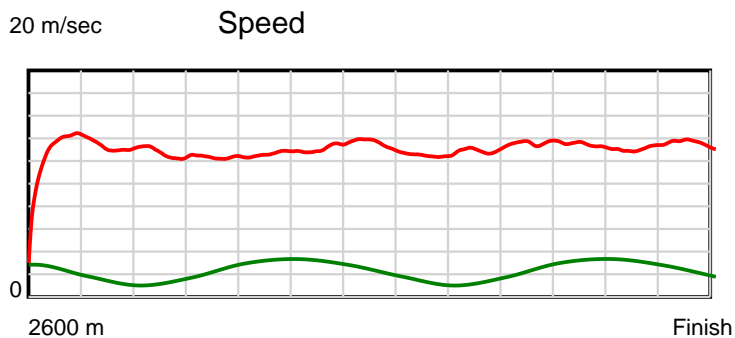
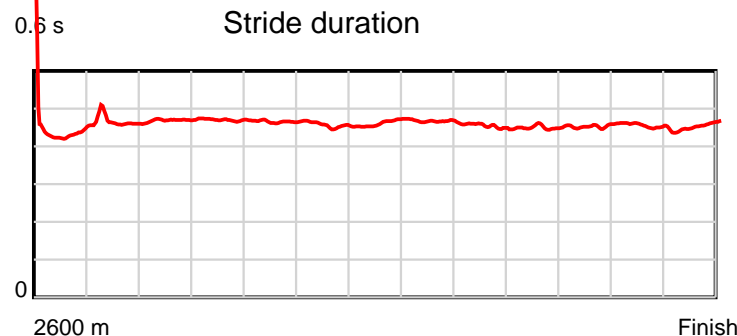
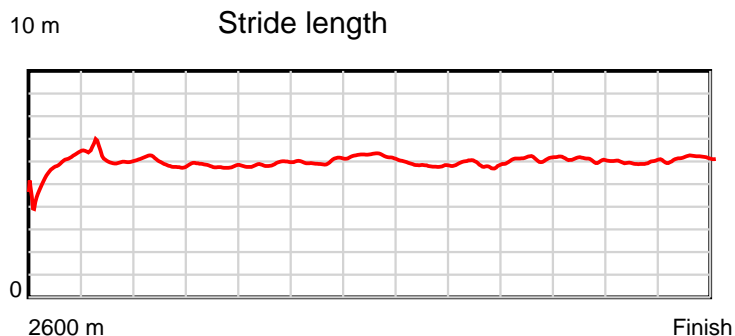
## Disclaimer.

HRNZ and NZMTC and Thoroughbred Ratings Pty Ltd accepts no responsibility for the completeness or accuracy of any of the information contained herein, and makes no representations about its suitability for any particular purpose. Users should make their own judgements about those matters and/or seek independent advice. You assume all risks associated with use of the data provided on this page.

# Race Results

June 09, 2024, Race 7, THANK YOU BRAXTON FARRIERS PACE, Distance 2600m, Addington - Survey 3200m

Result	TAB no.	Horse (Barrier)	2200m to	2000m to	1800m to	1600m to	1400m to	1200m to	1000m to	800m to	600m to	400m to	200m to	Total or	Margin
11th	2	Spectator (2)	2000m	1800m	1600m	1400m	1200m	1000m	800m	600m	400m	200m	WP	Average	
		Position in running (margin)	4(4.6)	3(3.6)	3(2.6)	3(3.1)	4(3.5)	3(2.0)	3(1.7)	5(1.8)	7(3.8)	11(7.2)	12(9.8)		6.80
		Sectional time (s)	15.86	16.03	16.00	15.38	14.71	16.16	15.36	14.66	15.25	15.38	14.74		
		Cumulative time (s)	169.53	153.67	137.64	121.64	106.26	91.55	75.39	60.03	45.37	30.12	14.74	3:20.81	
		Speed (m/s)	12.61	12.48	12.50	13.00	13.60	12.38	13.02	13.64	13.11	13.00	13.57	12.95	
		Stride length (m)	5.92	5.87	5.82	5.94	6.29	5.78	5.90	6.14	5.95	5.90	6.17	5.95	
		Stride duration (s)	0.469	0.470	0.466	0.457	0.462	0.467	0.454	0.450	0.454	0.454	0.455	0.459	
		Stride efficiency (%)	54.69	53.86	52.93	55.18	61.73	52.14	54.46	58.92	55.25	54.41	59.50	55.24	
		Stride count	33.81	34.07	34.36	33.66	31.82	34.63	33.88	32.57	33.64	33.89	32.41	437.29	



Note: Horizontal distance axis grid lines are 200m furlongs.

#### Disclaimer.

HRNZ and NZMTC and Thoroughbred Ratings Pty Ltd accepts no responsibility for the completeness or accuracy of any of the information contained herein, and makes no representations about its suitability for any particular purpose. Users should make their own judgements about those matters and/or seek independent advice. You assume all risks associated with use of the data provided on this page.



# Race Results



June 09, 2024, Race 7, THANK YOU BRAXTON FARRIERS PACE, Distance 2600m, Addington - Survey 3200m

Result	TAB no.	Horse (Barrier)	2600 to	2400m to
12th	1	<b>Howie Robyn (1)</b>	<b>2400m</b>	<b>2200m</b>
		Position in running (margin)	-	2(2.3)
		Sectional time (s)	15.94	15.11
		Cumulative time (s)	201.38	185.44
		Speed (m/s)	12.55	13.24
		Stride length (m)	5.46	5.89
		Stride duration (s)	0.420	0.445
		Stride efficiency (%)	46.59	54.21
		Stride count	36.63	33.96

#### Disclaimer.

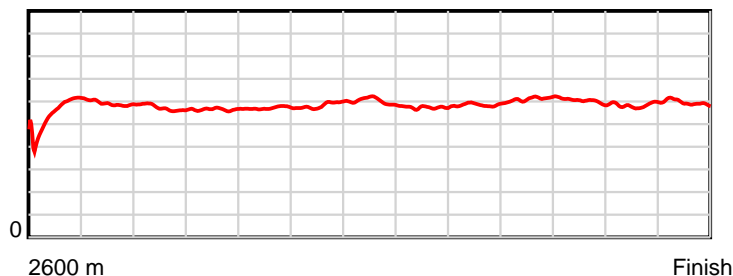
HRNZ and NZMTC and Thoroughbred Ratings Pty Ltd accepts no responsibility for the completeness or accuracy of any of the information contained herein, and makes no representations about its suitability for any particular purpose. Users should make their own judgements about those matters and/or seek independent advice. You assume all risks associated with use of the data provided on this page.

# Race Results

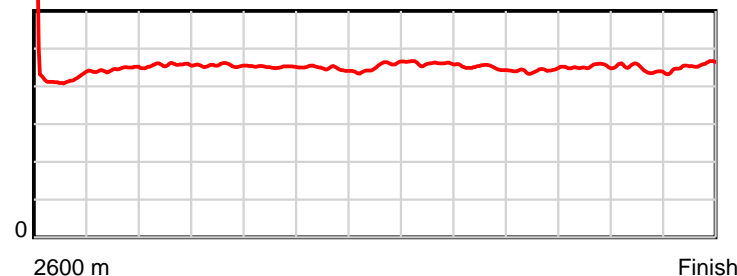
June 09, 2024, Race 7, THANK YOU BRAXTON FARRIERS PACE, Distance 2600m, Addington - Survey 3200m

Result	TAB no.	Horse (Barrier)	2200m to	2000m to	1800m to	1600m to	1400m to	1200m to	1000m to	800m to	600m to	400m to	200m to	Total or	Margin
12th	1	<b>Howie Robyn (1)</b>	<b>2000m</b>	<b>1800m</b>	<b>1600m</b>	<b>1400m</b>	<b>1200m</b>	<b>1000m</b>	<b>800m</b>	<b>600m</b>	<b>400m</b>	<b>200m</b>	<b>WP</b>	<b>Average</b>	
		Position in running (margin)	2(2.8)	2(2.0)	2(2.0)	2(1.9)	3(3.0)	5(3.9)	5(3.2)	6(3.0)	8(3.8)	10(6.4)	11(9.4)		10.00
		Sectional time (s)	15.90	16.18	15.91	15.51	15.09	16.09	15.33	14.46	15.11	15.45	15.30		
		Cumulative time (s)	170.33	154.43	138.25	122.34	106.83	91.74	75.65	60.32	45.86	30.75	15.30	3:21.38	
		Speed (m/s)	12.58	12.36	12.57	12.89	13.25	12.43	13.05	13.83	13.24	12.94	13.07	12.91	
		Stride length (m)	5.74	5.63	5.68	5.78	5.99	5.73	5.88	6.11	5.98	5.79	5.95	5.81	
		Stride duration (s)	0.457	0.456	0.452	0.448	0.452	0.461	0.450	0.442	0.452	0.447	0.455	0.450	
		Stride efficiency (%)	51.55	49.57	50.37	52.26	56.12	51.33	53.97	58.42	55.95	52.30	55.32	52.79	
		Stride count	34.82	35.51	35.23	34.59	33.37	34.90	34.03	32.71	33.42	34.57	33.61	447.35	

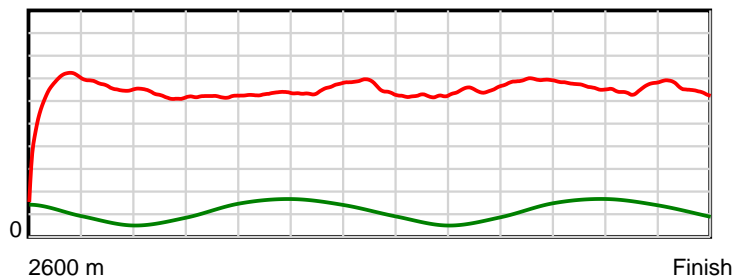
10 m Stride length



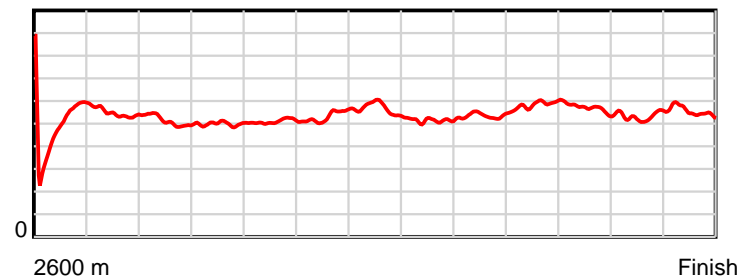
0.6 s Stride duration



20 m/sec Speed



100 % Stride efficiency



Note: Horizontal distance axis grid lines are 200m furlongs.

## Disclaimer.

HRNZ and NZMTC and Thoroughbred Ratings Pty Ltd accepts no responsibility for the completeness or accuracy of any of the information contained herein, and makes no representations about its suitability for any particular purpose. Users should make their own judgements about those matters and/or seek independent advice. You assume all risks associated with use of the data provided on this page.



# Race Results



June 09, 2024, Race 7, THANK YOU BRAXTON FARRIERS PACE, Distance 2600m, Addington - Survey 3200m

Result	TAB no.	Horse (Barrier)	2600 to	2400m to
13th	14	Major Linc (14)	2400m	2200m
		Position in running (margin)	-	10(10.3)
		Sectional time (s)	17.40	15.19
		Cumulative time (s)	201.67	184.27
		Speed (m/s)	11.49	13.17
		Stride length (m)	5.83	6.13
		Stride duration (s)	0.453	0.465
		Stride efficiency (%)	53.15	58.64
		Stride count	34.29	32.65

#### Disclaimer.

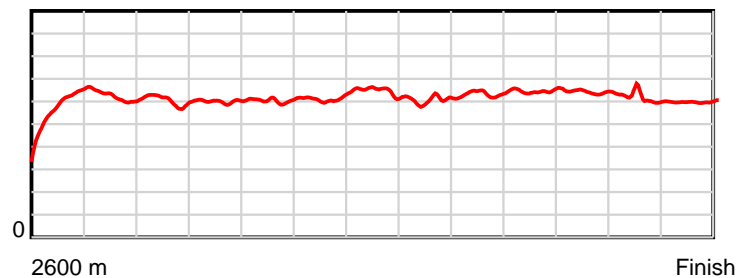
HRNZ and NZMTC and Thoroughbred Ratings Pty Ltd accepts no responsibility for the completeness or accuracy of any of the information contained herein, and makes no representations about its suitability for any particular purpose. Users should make their own judgements about those matters and/or seek independent advice. You assume all risks associated with use of the data provided on this page.

# Race Results

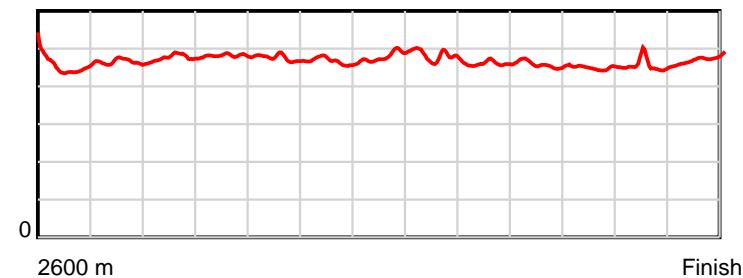
June 09, 2024, Race 7, THANK YOU BRAXTON FARRIERS PACE, Distance 2600m, Addington - Survey 3200m

Result	TAB no.	Horse (Barrier)	2200m to	2000m to	1800m to	1600m to	1400m to	1200m to	1000m to	800m to	600m to	400m to	200m to	Total or	Margin
13th	14	Major Linc (14)	2000m	1800m	1600m	1400m	1200m	1000m	800m	600m	400m	200m	WP	Average	
		Position in running (margin)	9(11.3)	8(9.7)	8(9.2)	10(9.4)	10(10.2)	11(10.0)	12(9.3)	11(6.2)	11(5.5)	9(5.6)	8(8.3)		11.60
		Sectional time (s)	15.76	16.11	15.95	15.45	14.92	16.08	14.84	14.22	14.68	15.41	15.66		
		Cumulative time (s)	169.08	153.32	137.21	121.26	105.81	90.89	74.81	59.97	45.75	31.07	15.66	3:21.67	
		Speed (m/s)	12.69	12.41	12.54	12.94	13.40	12.44	13.48	14.06	13.62	12.98	12.77	12.89	
		Stride length (m)	6.03	5.97	5.97	6.04	6.43	5.99	6.20	6.43	6.12	5.88	6.05	6.08	
		Stride duration (s)	0.475	0.481	0.476	0.466	0.479	0.482	0.460	0.457	0.449	0.453	0.474	0.471	
		Stride efficiency (%)	56.83	55.78	55.61	56.93	64.57	56.12	60.06	64.65	58.51	54.02	57.28	57.71	
		Stride count	33.16	33.48	33.53	33.14	31.11	33.37	32.26	31.09	32.69	34.02	33.03	427.82	

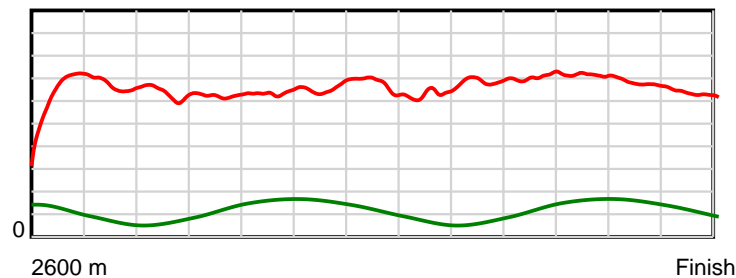
10 m Stride length



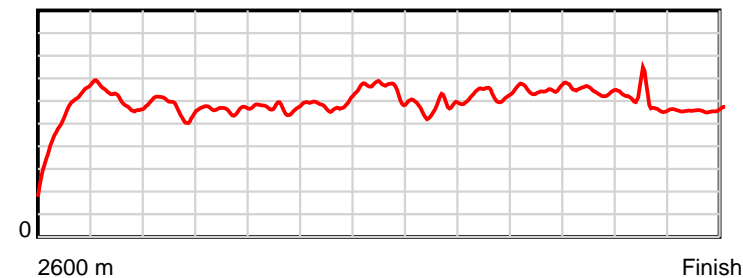
0.6 s Stride duration



20 m/sec Speed



100 % Stride efficiency



Note: Horizontal distance axis grid lines are 200m furlongs.

## Disclaimer.

HRNZ and NZMTC and Thoroughbred Ratings Pty Ltd accepts no responsibility for the completeness or accuracy of any of the information contained herein, and makes no representations about its suitability for any particular purpose. Users should make their own judgements about those matters and/or seek independent advice. You assume all risks associated with use of the data provided on this page.



# Race Results



June 09, 2024, Race 7, THANK YOU BRAXTON FARRIERS PACE, Distance 2600m, Addington - Survey 3200m

Result	TAB no.	Horse (Barrier)	2600 to	2400m to
14th	6	Glen Elgin Hal... (6)	2400m	2200m
		Position in running (margin)	-	7(7.7)
		Sectional time (s)	16.79	15.63
		Cumulative time (s)	201.97	185.18
		Speed (m/s)	11.91	12.80
		Stride length (m)	5.61	6.03
		Stride duration (s)	0.451	0.471
		Stride efficiency (%)	49.11	56.90
		Stride count	35.68	33.14

#### Disclaimer.

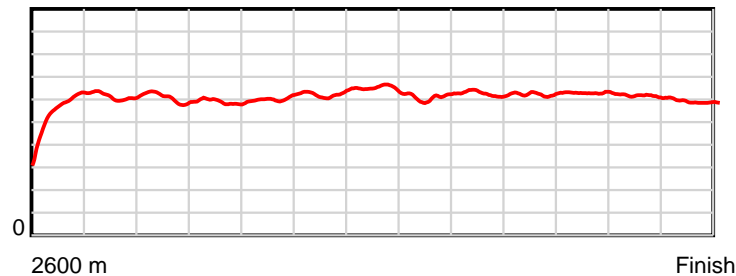
HRNZ and NZMTC and Thoroughbred Ratings Pty Ltd accepts no responsibility for the completeness or accuracy of any of the information contained herein, and makes no representations about its suitability for any particular purpose. Users should make their own judgements about those matters and/or seek independent advice. You assume all risks associated with use of the data provided on this page.

# Race Results

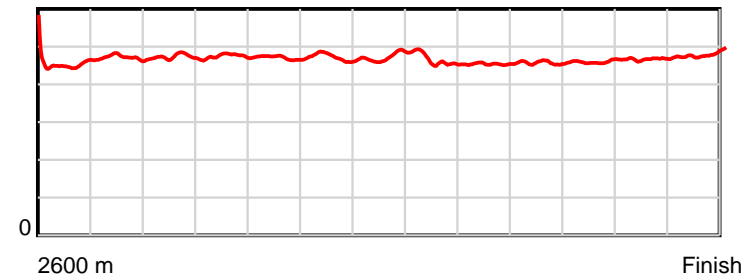
June 09, 2024, Race 7, THANK YOU BRAXTON FARRIERS PACE, Distance 2600m, Addington - Survey 3200m

Result	TAB no.	Horse (Barrier)	2200m to	2000m to	1800m to	1600m to	1400m to	1200m to	1000m to	800m to	600m to	400m to	200m to	Total or	Margin
14th	6	<b>Glen Elgin Hal... (6)</b>	<b>2000m</b>	<b>1800m</b>	<b>1600m</b>	<b>1400m</b>	<b>1200m</b>	<b>1000m</b>	<b>800m</b>	<b>600m</b>	<b>400m</b>	<b>200m</b>	<b>WP</b>	<b>Average</b>	
		Position in running (margin)	8(11.3)	9(10.2)	9(9.3)	9(8.9)	9(9.9)	8(7.5)	6(3.4)	1(0.0)	5(2.0)	5(3.8)	6(6.9)		13.30
		Sectional time (s)	15.86	16.03	15.86	15.48	14.56	15.51	14.80	14.66	14.98	15.46	16.35		
		Cumulative time (s)	169.55	153.69	137.66	121.80	106.32	91.76	76.25	61.45	46.79	31.81	16.35	3:21.97	
		Speed (m/s)	12.61	12.48	12.61	12.92	13.74	12.89	13.51	13.64	13.35	12.94	12.23	12.87	
		Stride length (m)	5.97	5.92	5.93	6.10	6.51	5.98	6.13	6.24	6.15	6.05	5.89	6.03	
		Stride duration (s)	0.473	0.474	0.470	0.472	0.474	0.464	0.454	0.457	0.460	0.467	0.481	0.468	
		Stride efficiency (%)	55.60	54.74	55.00	58.14	66.14	55.87	58.70	60.85	59.01	57.12	54.15	56.84	
		Stride count	33.53	33.79	33.71	32.79	30.74	33.45	32.63	32.05	32.55	33.08	33.97	431.11	

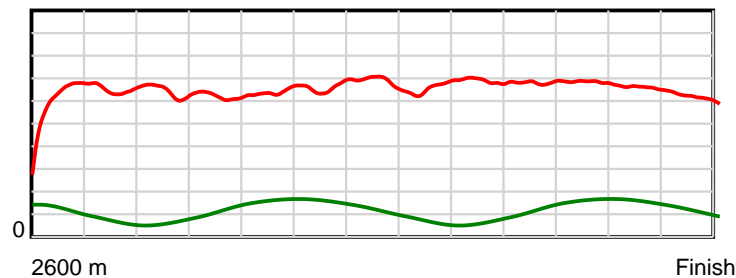
10 m Stride length



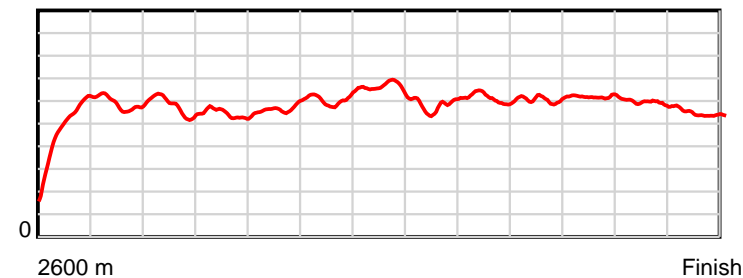
0.6 s Stride duration



20 m/sec Speed



100 % Stride efficiency



Note: Horizontal distance axis grid lines are 200m furlongs.

### Disclaimer.

HRNZ and NZMTC and Thoroughbred Ratings Pty Ltd accepts no responsibility for the completeness or accuracy of any of the information contained herein, and makes no representations about its suitability for any particular purpose. Users should make their own judgements about those matters and/or seek independent advice. You assume all risks associated with use of the data provided on this page.



# Race Results



June 09, 2024, Race 7, THANK YOU BRAXTON FARRIERS PACE, Distance 2600m, Addington - Survey 3200m

Result	TAB no.	Horse (Barrier)	2600 to	2400m to
15th	15	<b>Captain Fantas... (15)</b>	<b>2400m</b>	<b>2200m</b>
		Position in running (margin)	-	13(14.7)
		Sectional time (s)	17.90	15.97
		Cumulative time (s)	202.57	184.67
		Speed (m/s)	11.17	12.52
		Stride length (m)	6.19	6.47
		Stride duration (s)	0.503	0.516
		Stride efficiency (%)	59.86	65.34
		Stride count	32.31	30.93

#### Disclaimer.

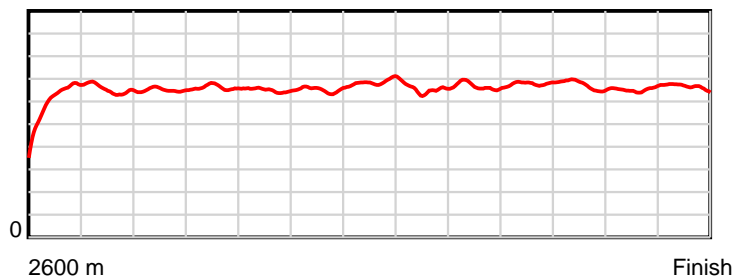
HRNZ and NZMTC and Thoroughbred Ratings Pty Ltd accepts no responsibility for the completeness or accuracy of any of the information contained herein, and makes no representations about its suitability for any particular purpose. Users should make their own judgements about those matters and/or seek independent advice. You assume all risks associated with use of the data provided on this page.

# Race Results

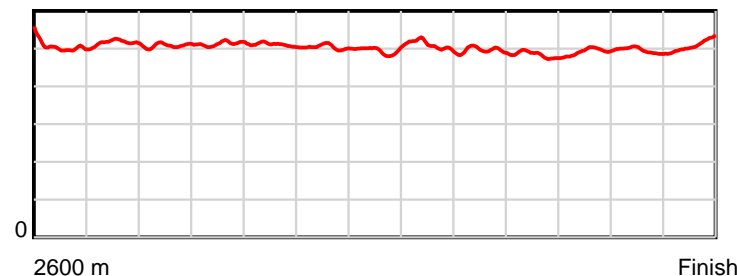
June 09, 2024, Race 7, THANK YOU BRAXTON FARRIERS PACE, Distance 2600m, Addington - Survey 3200m

Result	TAB no.	Horse (Barrier)	2200m to	2000m to	1800m to	1600m to	1400m to	1200m to	1000m to	800m to	600m to	400m to	200m to	Total or	Margin
15th	15	Captain Fantas... (15)	2000m	1800m	1600m	1400m	1200m	1000m	800m	600m	400m	200m	WP	Average	
		Position in running (margin)	14(20.3)	14(18.3)	14(15.7)	14(15.8)	15(18.4)	15(16.0)	16(12.8)	15(9.7)	16(9.8)	16(10.5)	16(14.2)		16.60
		Sectional time (s)	15.69	15.77	15.93	15.76	14.55	15.68	14.85	14.34	14.80	15.57	15.76		
		Cumulative time (s)	168.70	153.01	137.24	121.31	105.55	91.00	75.32	60.47	46.13	31.33	15.76	3:22.57	
		Speed (m/s)	12.75	12.68	12.55	12.69	13.75	12.76	13.47	13.95	13.51	12.85	12.69	12.84	
		Stride length (m)	6.47	6.51	6.40	6.40	6.80	6.49	6.68	6.74	6.66	6.36	6.50	6.51	
		Stride duration (s)	0.508	0.513	0.510	0.504	0.495	0.509	0.496	0.483	0.493	0.495	0.512	0.507	
		Stride efficiency (%)	65.44	66.24	64.06	63.97	72.27	65.78	69.65	70.90	69.28	63.13	65.98	66.17	
		Stride count	30.91	30.72	31.24	31.26	29.41	30.82	29.96	29.69	30.04	31.47	30.78	399.54	

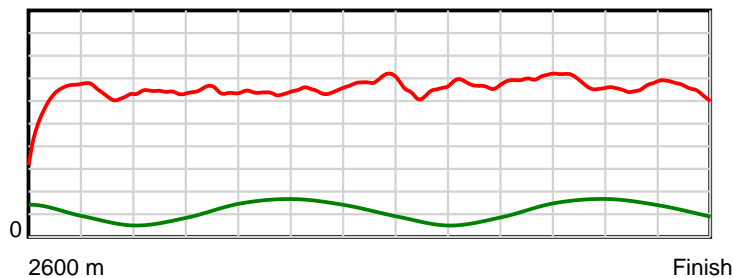
10 m Stride length



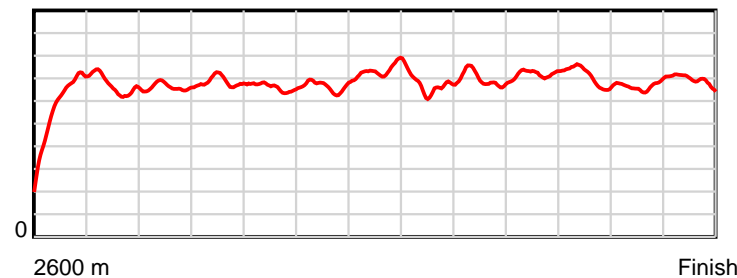
0.6 s Stride duration



20 m/sec Speed



100 % Stride efficiency



Note: Horizontal distance axis grid lines are 200m furlongs.

**Disclaimer.**

HRNZ and NZMTC and Thoroughbred Ratings Pty Ltd accepts no responsibility for the completeness or accuracy of any of the information contained herein, and makes no representations about its suitability for any particular purpose. Users should make their own judgements about those matters and/or seek independent advice. You assume all risks associated with use of the data provided on this page.



# Race Results



June 09, 2024, Race 7, THANK YOU BRAXTON FARRIERS PACE, Distance 2600m, Addington - Survey 3200m

Result	TAB no.	Horse (Barrier)	2600 to	2400m to
16th	16	<b>Belmont Valor (0)</b>	<b>2400m</b>	<b>2200m</b>
		Position in running (margin)	-	14(16.7)
		Sectional time (s)	18.09	15.56
		Cumulative time (s)	204.09	186.00
		Speed (m/s)	11.06	12.85
		Stride length (m)	5.96	6.06
		Stride duration (s)	0.472	0.471
		Stride efficiency (%)	55.51	57.31
		Stride count	33.56	33.03

#### Disclaimer.

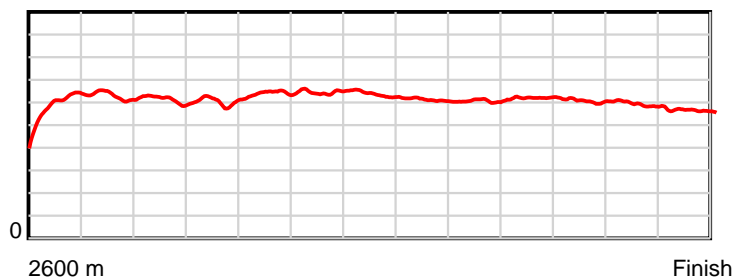
HRNZ and NZMTC and Thoroughbred Ratings Pty Ltd accepts no responsibility for the completeness or accuracy of any of the information contained herein, and makes no representations about its suitability for any particular purpose. Users should make their own judgements about those matters and/or seek independent advice. You assume all risks associated with use of the data provided on this page.

# Race Results

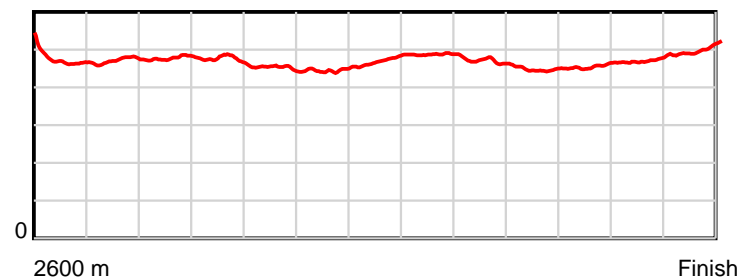
June 09, 2024, Race 7, THANK YOU BRAXTON FARRIERS PACE, Distance 2600m, Addington - Survey 3200m

Result	TAB no.	Horse (Barrier)	2200m to	2000m to	1800m to	1600m to	1400m to	1200m to	1000m to	800m to	600m to	400m to	200m to	Total or	Margin
16th	16	<b>Belmont Valor (0)</b>	<b>2000m</b>	<b>1800m</b>	<b>1600m</b>	<b>1400m</b>	<b>1200m</b>	<b>1000m</b>	<b>800m</b>	<b>600m</b>	<b>400m</b>	<b>200m</b>	<b>WP</b>	<b>Average</b>	
		Position in running (margin)	13(19.9)	13(17.7)	13(15.0)	8(7.4)	1(0.0)	1(0.0)	1(0.0)	2(0.1)	2(0.6)	7(4.8)	15(11.3)		25.10
		Sectional time (s)	15.67	15.75	14.65	14.09	14.96	16.20	15.39	14.42	15.37	16.03	17.91		
		Cumulative time (s)	170.44	154.77	139.02	124.37	110.28	95.32	79.12	63.73	49.31	33.94	17.91	3:24.09	
		Speed (m/s)	12.76	12.70	13.65	14.19	13.37	12.35	13.00	13.87	13.01	12.48	11.17	12.74	
		Stride length (m)	6.10	6.04	6.16	6.33	6.32	6.01	6.08	6.20	5.95	5.90	5.60	6.05	
		Stride duration (s)	0.478	0.475	0.451	0.446	0.473	0.487	0.468	0.447	0.457	0.473	0.501	0.475	
		Stride efficiency (%)	58.11	56.94	59.34	62.67	62.44	56.46	57.83	60.05	55.25	54.33	48.99	57.16	
		Stride count	32.80	33.13	32.46	31.58	31.64	33.27	32.88	32.26	33.64	33.92	35.72	429.89	

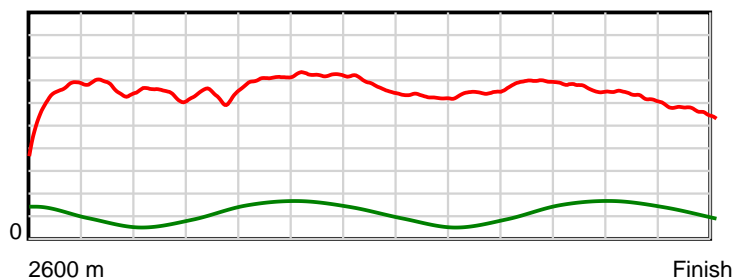
10 m Stride length



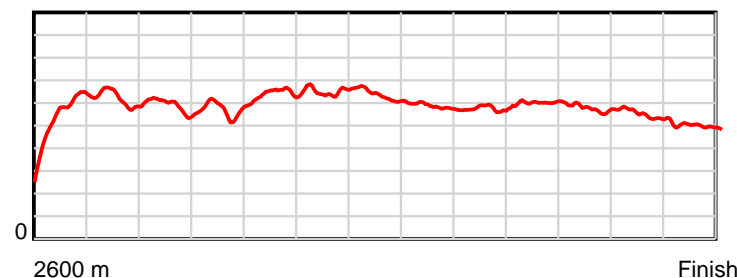
0.6 s Stride duration



20 m/sec Speed



100 % Stride efficiency



Note: Horizontal distance axis grid lines are 200m furlongs.

## Disclaimer.

HRNZ and NZMTC and Thoroughbred Ratings Pty Ltd accepts no responsibility for the completeness or accuracy of any of the information contained herein, and makes no representations about its suitability for any particular purpose. Users should make their own judgements about those matters and/or seek independent advice. You assume all risks associated with use of the data provided on this page.