



Race Results

NZ Metropolitan Trotting Club Inc, HRNZ, June 14, 2024

Compilation date: June 14, 2024, 9:53:19 PM (NZST)

Copyright © 2024 HRNZ and NZMTC. All rights reserved.

Trademarks.

StrideMASTER is a registered trademark of Thoroughbred Ratings Pty Ltd.

Disclaimer.

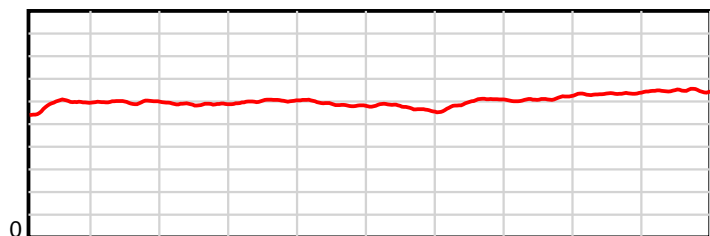
HRNZ and NZMTC and Thoroughbred Ratings Pty Ltd accepts no responsibility for the completeness or accuracy of any of the information contained herein, and makes no representations about its suitability for any particular purpose. Users should make their own judgements about those matters and/or seek independent advice. You assume all risks associated with use of the data provided on this page.

Race Results

June 14, 2024, Race 1, IRT. YOUR HORSE. OUR PASSION 2YO MOBILE PACE, Distance 1980m, Addington - Survey 1980m

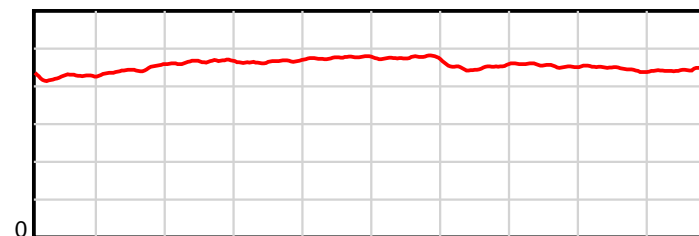
| Result | TAB no. | Horse (Barrier) | 1980 to | 1800m to | 1600m to | 1400m to | 1200m to | 1000m to | 800m to | 600m to | 400m to | 200m to | Total or | Margin |
|--------|---------|------------------------------|---------|----------|----------|----------|----------|----------|---------|---------|---------|---------|----------|--------|
| 1st | 4 | Renaldo (4) | 1800m | 1600m | 1400m | 1200m | 1000m | 800m | 600m | 400m | 200m | WP | Average | |
| | | Position in running (margin) | - | 1(0.0) | 1(0.0) | 1(0.0) | 1(0.0) | 1(0.0) | 1(0.0) | 1(0.0) | 1(0.0) | 1(0.0) | | 0.00 |
| | | Sectional time (s) | 13.10 | 15.13 | 15.60 | 15.42 | 16.17 | 16.74 | 14.99 | 14.85 | 13.97 | 13.80 | | |
| | | Cumulative time (s) | 149.77 | 136.67 | 121.54 | 105.94 | 90.52 | 74.35 | 57.61 | 42.62 | 27.77 | 13.80 | 2:29.77 | |
| | | Speed (m/s) | 13.74 | 13.22 | 12.82 | 12.97 | 12.37 | 11.95 | 13.34 | 13.47 | 14.32 | 14.49 | 13.22 | |
| | | Stride length (m) | 5.88 | 5.89 | 5.97 | 6.05 | 5.89 | 5.67 | 6.02 | 6.13 | 6.39 | 6.45 | 6.03 | |
| | | Stride duration (s) | 0.424 | 0.446 | 0.466 | 0.466 | 0.476 | 0.475 | 0.451 | 0.455 | 0.446 | 0.445 | 0.456 | |
| | | Stride efficiency (%) | 54.00 | 54.29 | 55.74 | 57.13 | 54.16 | 50.31 | 56.61 | 58.74 | 63.72 | 65.10 | 56.77 | |
| | | Stride count | 30.62 | 33.93 | 33.49 | 33.08 | 33.97 | 35.25 | 33.23 | 32.62 | 31.32 | 30.99 | 328.50 | |

10 m Stride length



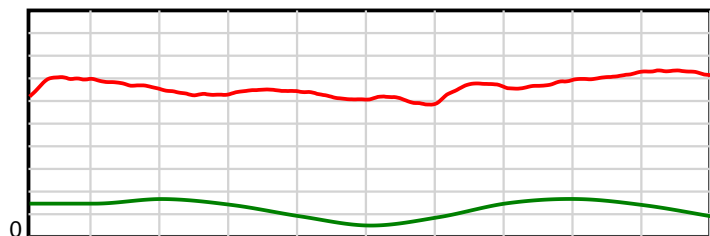
1980 m Finish

0.6 s Stride duration



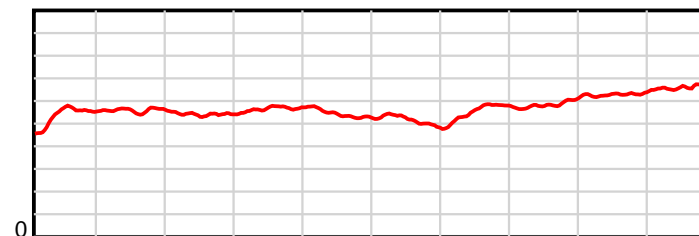
1980 m Finish

20 m/sec Speed



1980 m Finish

100 % Stride efficiency



1980 m Finish

Note: Horizontal distance axis grid lines are 200m furlongs.

Disclaimer.

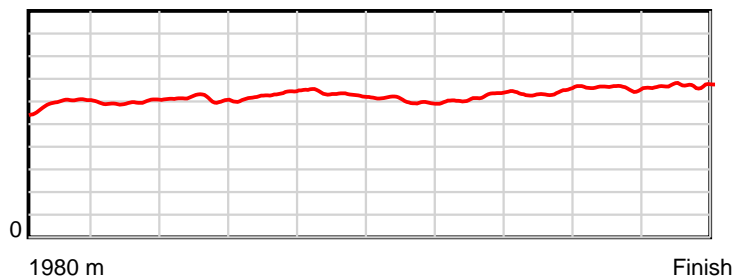
HRNZ and NZMTC and Thoroughbred Ratings Pty Ltd accepts no responsibility for the completeness or accuracy of any of the information contained herein, and makes no representations about its suitability for any particular purpose. Users should make their own judgements about those matters and/or seek independent advice. You assume all risks associated with use of the data provided on this page.

Race Results

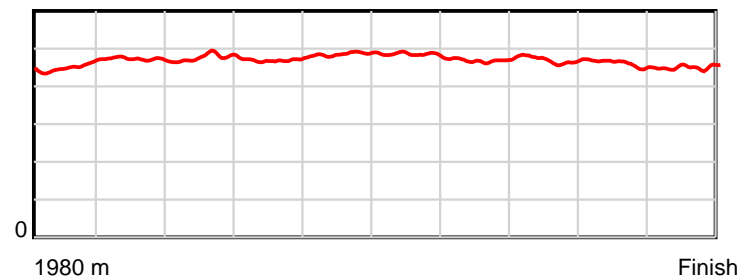
June 14, 2024, Race 1, IRT. YOUR HORSE. OUR PASSION 2YO MOBILE PACE, Distance 1980m, Addington - Survey 1980m

| Result | TAB no. | Horse (Barrier) | 1980 to | 1800m to | 1600m to | 1400m to | 1200m to | 1000m to | 800m to | 600m to | 400m to | 200m to | Total or | Margin |
|--------|---------|------------------------------|---------|----------|----------|----------|----------|----------|---------|---------|---------|---------|----------|--------|
| 2nd | 3 | Rack'em Up (3) | 1800m | 1600m | 1400m | 1200m | 1000m | 800m | 600m | 400m | 200m | WP | Average | |
| | | Position in running (margin) | - | 5(5.4) | 5(9.9) | 5(9.6) | 4(6.5) | 3(3.3) | 2(1.4) | 4(2.2) | 3(2.1) | 4(2.4) | | 0.70 |
| | | Sectional time (s) | 13.99 | 15.89 | 15.54 | 14.91 | 15.65 | 16.42 | 15.12 | 14.84 | 14.02 | 13.52 | | |
| | | Cumulative time (s) | 149.90 | 135.91 | 120.02 | 104.48 | 89.57 | 73.92 | 57.50 | 42.38 | 27.54 | 13.52 | 2:29.90 | |
| | | Speed (m/s) | 12.87 | 12.59 | 12.87 | 13.41 | 12.78 | 12.18 | 13.23 | 13.48 | 14.27 | 14.79 | 13.21 | |
| | | Stride length (m) | 5.91 | 5.95 | 6.14 | 6.30 | 6.21 | 5.90 | 6.21 | 6.33 | 6.54 | 6.68 | 6.21 | |
| | | Stride duration (s) | 0.451 | 0.473 | 0.477 | 0.470 | 0.486 | 0.484 | 0.469 | 0.470 | 0.458 | 0.452 | 0.470 | |
| | | Stride efficiency (%) | 54.67 | 55.27 | 58.88 | 62.04 | 60.21 | 54.31 | 60.25 | 62.63 | 66.84 | 69.82 | 60.27 | |
| | | Stride count | 30.43 | 33.63 | 32.58 | 31.74 | 32.22 | 33.93 | 32.21 | 31.59 | 30.58 | 29.92 | 318.83 | |

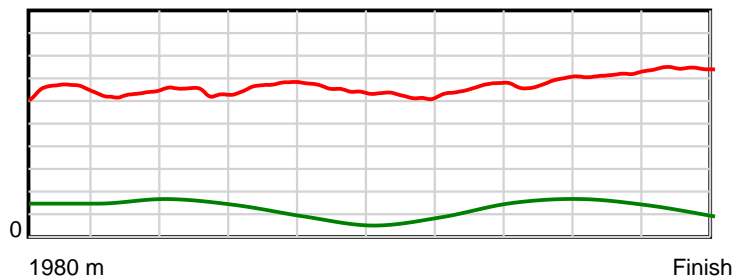
10 m Stride length



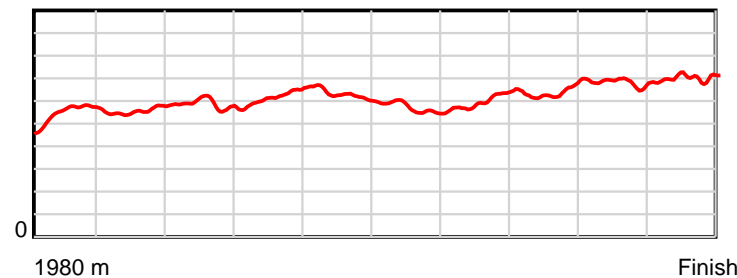
0.6 s Stride duration



20 m/sec Speed



100 % Stride efficiency



Note: Horizontal distance axis grid lines are 200m furlongs.

Disclaimer.

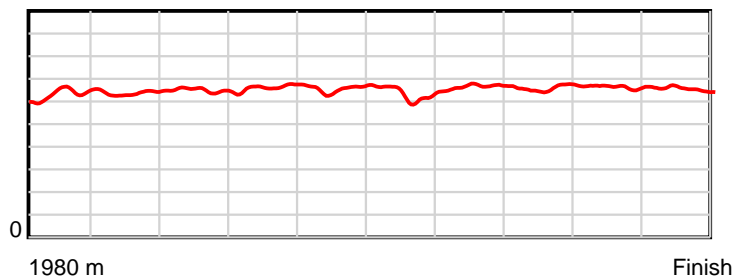
HRNZ and NZMTC and Thoroughbred Ratings Pty Ltd accepts no responsibility for the completeness or accuracy of any of the information contained herein, and makes no representations about its suitability for any particular purpose. Users should make their own judgements about those matters and/or seek independent advice. You assume all risks associated with use of the data provided on this page.

Race Results

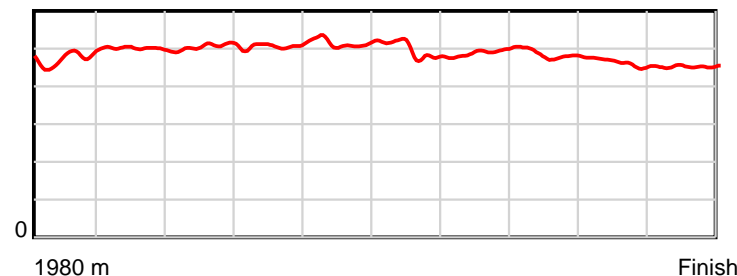
June 14, 2024, Race 1, IRT. YOUR HORSE. OUR PASSION 2YO MOBILE PACE, Distance 1980m, Addington - Survey 1980m

| Result | TAB no. | Horse (Barrier) | 1980 to | 1800m to | 1600m to | 1400m to | 1200m to | 1000m to | 800m to | 600m to | 400m to | 200m to | Total or | Margin |
|--------|---------|------------------------------|--------------|--------------|--------------|--------------|--------------|-------------|-------------|-------------|-------------|-----------|----------------|--------|
| 3rd | 5 | The Highwayman (5) | 1800m | 1600m | 1400m | 1200m | 1000m | 800m | 600m | 400m | 200m | WP | Average | |
| | | Position in running (margin) | - | 4(3.6) | 4(8.2) | 4(7.8) | 5(6.8) | 5(5.4) | 3(1.9) | 2(0.6) | 2(0.8) | 2(0.2) | | 1.00 |
| | | Sectional time (s) | 13.87 | 15.90 | 15.52 | 15.27 | 15.93 | 16.15 | 14.77 | 14.88 | 13.87 | 13.79 | | |
| | | Cumulative time (s) | 149.95 | 136.08 | 120.18 | 104.66 | 89.39 | 73.46 | 57.31 | 42.54 | 27.66 | 13.79 | 2:29.95 | |
| | | Speed (m/s) | 12.98 | 12.58 | 12.89 | 13.10 | 12.55 | 12.38 | 13.54 | 13.44 | 14.42 | 14.50 | 13.20 | |
| | | Stride length (m) | 6.30 | 6.30 | 6.52 | 6.63 | 6.47 | 6.12 | 6.66 | 6.49 | 6.64 | 6.56 | 6.47 | |
| | | Stride duration (s) | 0.474 | 0.501 | 0.506 | 0.506 | 0.515 | 0.494 | 0.492 | 0.483 | 0.461 | 0.452 | 0.490 | |
| | | Stride efficiency (%) | 61.94 | 62.06 | 66.37 | 68.68 | 65.32 | 58.51 | 69.30 | 65.73 | 68.99 | 67.29 | 65.32 | |
| | | Stride count | 28.59 | 31.74 | 30.69 | 30.17 | 30.93 | 32.69 | 30.03 | 30.84 | 30.10 | 30.48 | 306.26 | |

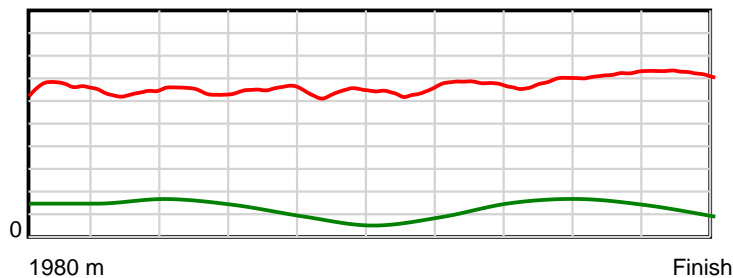
10 m Stride length



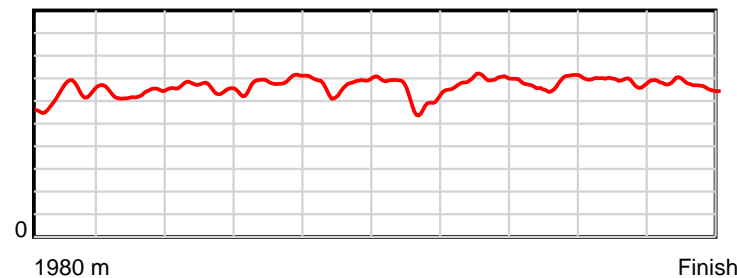
0.6 s Stride duration



20 m/sec Speed



100 % Stride efficiency



Note: Horizontal distance axis grid lines are 200m furlongs.

Disclaimer.

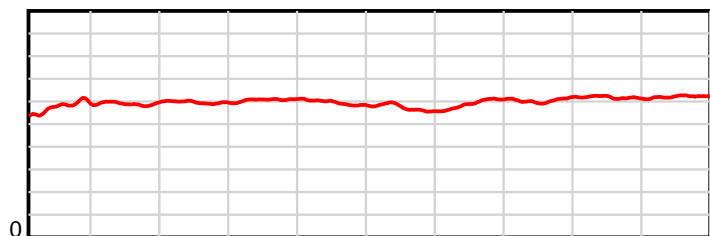
HRNZ and NZMTC and Thoroughbred Ratings Pty Ltd accepts no responsibility for the completeness or accuracy of any of the information contained herein, and makes no representations about its suitability for any particular purpose. Users should make their own judgements about those matters and/or seek independent advice. You assume all risks associated with use of the data provided on this page.

Race Results

June 14, 2024, Race 1, IRT. YOUR HORSE. OUR PASSION 2YO MOBILE PACE, Distance 1980m, Addington - Survey 1980m

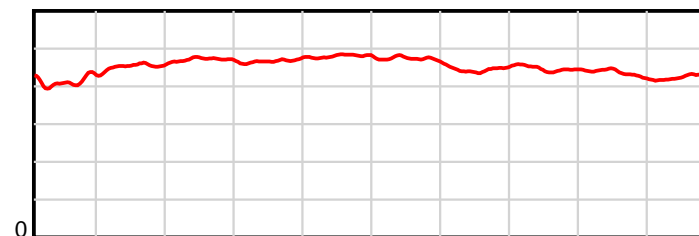
| Result | TAB no. | Horse (Barrier) | 1980 to | 1800m to | 1600m to | 1400m to | 1200m to | 1000m to | 800m to | 600m to | 400m to | 200m to | Total or | Margin |
|--------|---------|------------------------------|--------------|--------------|--------------|--------------|--------------|-------------|-------------|-------------|-------------|-----------|----------------|--------|
| 4th | 2 | Blazing Knuckl... (2) | 1800m | 1600m | 1400m | 1200m | 1000m | 800m | 600m | 400m | 200m | WP | Average | |
| | | Position in running (margin) | - | 2(0.1) | 2(1.5) | 2(2.6) | 2(2.5) | 2(2.8) | 4(2.0) | 3(1.9) | 4(2.1) | 3(2.4) | | 2.50 |
| | | Sectional time (s) | 13.18 | 15.38 | 15.77 | 15.40 | 16.23 | 16.61 | 14.96 | 14.89 | 14.02 | 13.78 | | |
| | | Cumulative time (s) | 150.22 | 137.04 | 121.66 | 105.89 | 90.49 | 74.26 | 57.65 | 42.69 | 27.80 | 13.78 | 2:30.22 | |
| | | Speed (m/s) | 13.66 | 13.00 | 12.68 | 12.99 | 12.32 | 12.04 | 13.37 | 13.43 | 14.27 | 14.51 | 13.18 | |
| | | Stride length (m) | 5.71 | 5.91 | 5.98 | 6.07 | 5.91 | 5.69 | 5.95 | 5.99 | 6.19 | 6.21 | 5.96 | |
| | | Stride duration (s) | 0.413 | 0.454 | 0.472 | 0.468 | 0.480 | 0.473 | 0.445 | 0.446 | 0.434 | 0.428 | 0.452 | |
| | | Stride efficiency (%) | 50.90 | 54.57 | 55.86 | 57.64 | 54.65 | 50.63 | 55.24 | 56.14 | 59.83 | 60.36 | 55.50 | |
| | | Stride count | 31.54 | 33.84 | 33.45 | 32.93 | 33.82 | 35.14 | 33.64 | 33.37 | 32.32 | 32.18 | 332.23 | |

10 m Stride length



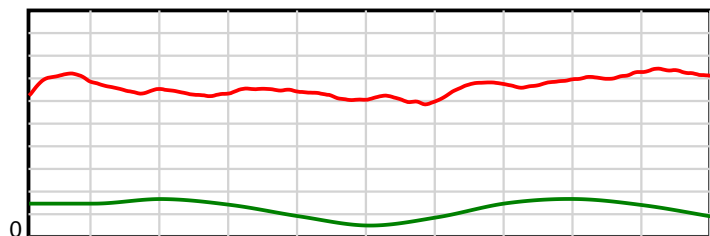
1980 m Finish

0.6 s Stride duration



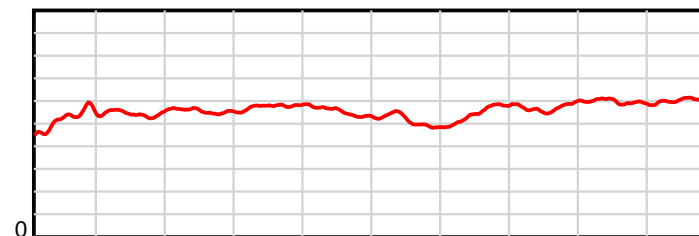
1980 m Finish

20 m/sec Speed



1980 m Finish

100 % Stride efficiency



1980 m Finish

Note: Horizontal distance axis grid lines are 200m furlongs.

Disclaimer.

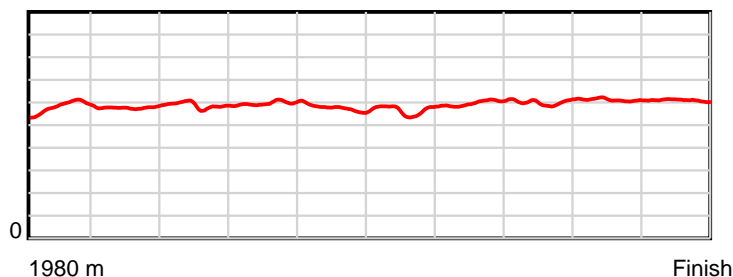
HRNZ and NZMTC and Thoroughbred Ratings Pty Ltd accepts no responsibility for the completeness or accuracy of any of the information contained herein, and makes no representations about its suitability for any particular purpose. Users should make their own judgements about those matters and/or seek independent advice. You assume all risks associated with use of the data provided on this page.

Race Results

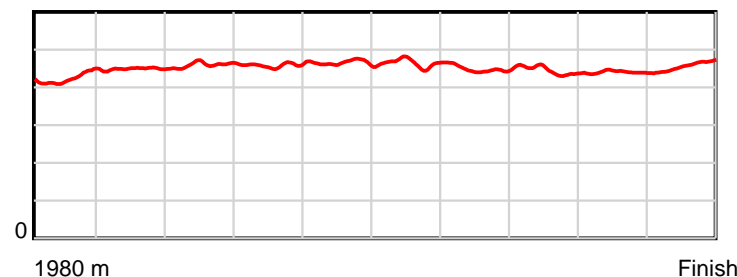
June 14, 2024, Race 1, IRT. YOUR HORSE. OUR PASSION 2YO MOBILE PACE, Distance 1980m, Addington - Survey 1980m

| Result | TAB no. | Horse (Barrier) | 1980 to | 1800m to | 1600m to | 1400m to | 1200m to | 1000m to | 800m to | 600m to | 400m to | 200m to | Total or | Margin |
|--------|---------|------------------------------|---------|----------|----------|----------|----------|----------|---------|---------|---------|---------|----------|--------|
| 5th | 1 | Tipstar (1) | 1800m | 1600m | 1400m | 1200m | 1000m | 800m | 600m | 400m | 200m | WP | Average | |
| | | Position in running (margin) | - | 3(1.9) | 3(4.5) | 3(4.4) | 3(4.4) | 4(5.3) | 5(4.3) | 5(4.2) | 5(4.2) | 5(6.7) | | 14.30 |
| | | Sectional time (s) | 13.61 | 15.56 | 15.59 | 15.41 | 16.33 | 16.56 | 14.97 | 14.86 | 14.38 | 15.08 | | |
| | | Cumulative time (s) | 152.35 | 138.74 | 123.18 | 107.59 | 92.18 | 75.85 | 59.29 | 44.32 | 29.46 | 15.08 | 2:32.35 | |
| | | Speed (m/s) | 13.22 | 12.85 | 12.83 | 12.98 | 12.25 | 12.08 | 13.36 | 13.46 | 13.91 | 13.26 | 13.00 | |
| | | Stride length (m) | 5.75 | 5.77 | 5.90 | 5.96 | 5.69 | 5.62 | 5.98 | 5.99 | 6.12 | 6.07 | 5.88 | |
| | | Stride duration (s) | 0.425 | 0.449 | 0.460 | 0.459 | 0.465 | 0.465 | 0.448 | 0.445 | 0.440 | 0.458 | 0.452 | |
| | | Stride efficiency (%) | 51.59 | 52.00 | 54.39 | 55.46 | 50.63 | 49.29 | 55.95 | 55.99 | 58.45 | 57.65 | 54.04 | |
| | | Stride count | 31.33 | 34.67 | 33.90 | 33.57 | 35.14 | 35.61 | 33.43 | 33.41 | 32.70 | 32.93 | 336.69 | |

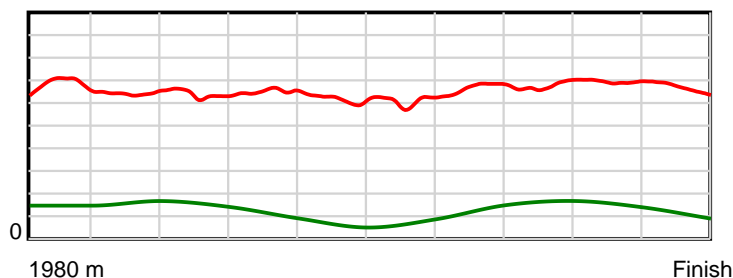
10 m Stride length



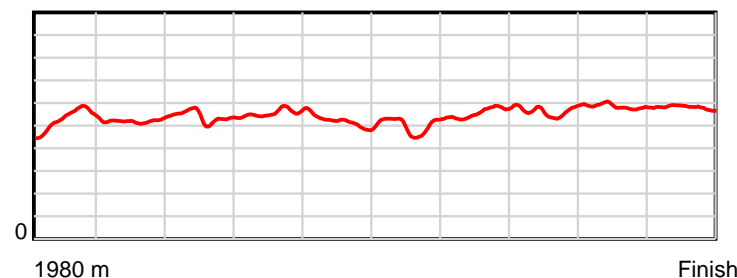
0.6 s Stride duration



20 m/sec Speed



100 % Stride efficiency



Note: Horizontal distance axis grid lines are 200m furlongs.

Disclaimer.

HRNZ and NZMTC and Thoroughbred Ratings Pty Ltd accepts no responsibility for the completeness or accuracy of any of the information contained herein, and makes no representations about its suitability for any particular purpose. Users should make their own judgements about those matters and/or seek independent advice. You assume all risks associated with use of the data provided on this page.



Race Results



June 14, 2024, Race 2, TK PLASTERING TROT, Distance 2600m, Addington - Survey 3200m

| Result | TAB no. | Horse (Barrier) | 2600 to | 2400m to |
|--------|---------|------------------------------|--------------|--------------|
| 1st | 1 | Forgiveness (3) | 2400m | 2200m |
| | | Position in running (margin) | - | 8(10.5) |
| | | Sectional time (s) | 17.67 | 15.96 |
| | | Cumulative time (s) | 201.89 | 184.22 |
| | | Speed (m/s) | 11.32 | 12.53 |
| | | Stride length (m) | 5.35 | 5.74 |
| | | Stride duration (s) | 0.454 | 0.458 |
| | | Stride efficiency (%) | 44.67 | 51.40 |
| | | Stride count | 37.41 | 34.87 |

Disclaimer.

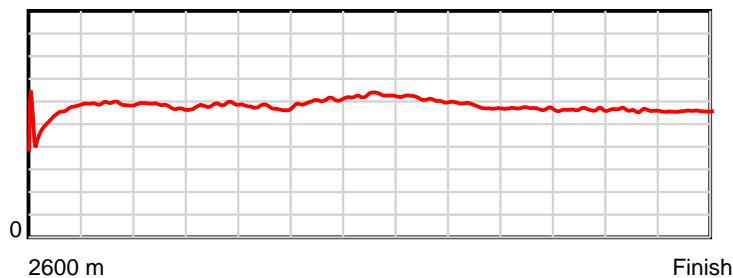
HRNZ and NZMTC and Thoroughbred Ratings Pty Ltd accepts no responsibility for the completeness or accuracy of any of the information contained herein, and makes no representations about its suitability for any particular purpose. Users should make their own judgements about those matters and/or seek independent advice. You assume all risks associated with use of the data provided on this page.

Race Results

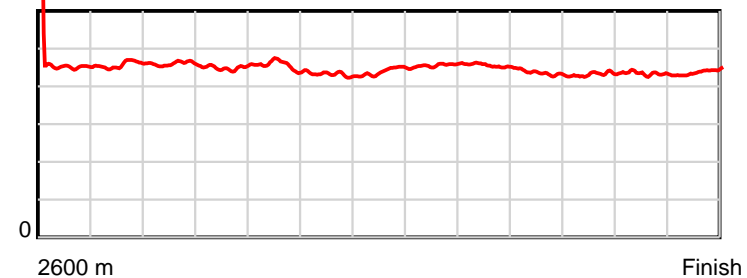
June 14, 2024, Race 2, TK PLASTERING TROT, Distance 2600m, Addington - Survey 3200m

| Result | TAB no. | Horse (Barrier) | 2200m to | 2000m to | 1800m to | 1600m to | 1400m to | 1200m to | 1000m to | 800m to | 600m to | 400m to | 200m to | Total or | Margin |
|--------|---------|------------------------------|----------|----------|----------|----------|----------|----------|----------|---------|---------|---------|---------|----------|--------|
| 1st | 1 | Forgiveness (3) | 2000m | 1800m | 1600m | 1400m | 1200m | 1000m | 800m | 600m | 400m | 200m | WP | Average | |
| | | Position in running (margin) | 8(11.8) | 8(10.1) | 6(6.0) | 5(5.2) | 1(0.0) | 1(0.0) | 1(0.0) | 1(0.0) | 1(0.0) | 1(0.0) | 1(0.0) | | 0.00 |
| | | Sectional time (s) | 16.17 | 15.27 | 16.19 | 14.35 | 13.95 | 15.09 | 15.69 | 15.13 | 15.34 | 15.38 | 15.70 | | |
| | | Cumulative time (s) | 168.26 | 152.09 | 136.82 | 120.63 | 106.28 | 92.33 | 77.24 | 61.55 | 46.42 | 31.08 | 15.70 | 3:21.89 | |
| | | Speed (m/s) | 12.37 | 13.10 | 12.35 | 13.94 | 14.34 | 13.25 | 12.75 | 13.22 | 13.04 | 13.00 | 12.74 | 12.88 | |
| | | Stride length (m) | 5.69 | 5.89 | 5.62 | 6.00 | 6.33 | 6.05 | 5.79 | 5.74 | 5.65 | 5.64 | 5.60 | 5.76 | |
| | | Stride duration (s) | 0.460 | 0.450 | 0.455 | 0.431 | 0.442 | 0.457 | 0.454 | 0.434 | 0.433 | 0.433 | 0.439 | 0.448 | |
| | | Stride efficiency (%) | 50.61 | 54.24 | 49.32 | 56.33 | 62.57 | 57.20 | 52.30 | 51.48 | 49.82 | 49.63 | 48.95 | 51.93 | |
| | | Stride count | 35.14 | 33.95 | 35.60 | 33.31 | 31.61 | 33.06 | 34.57 | 34.84 | 35.42 | 35.49 | 35.74 | 451.01 | |

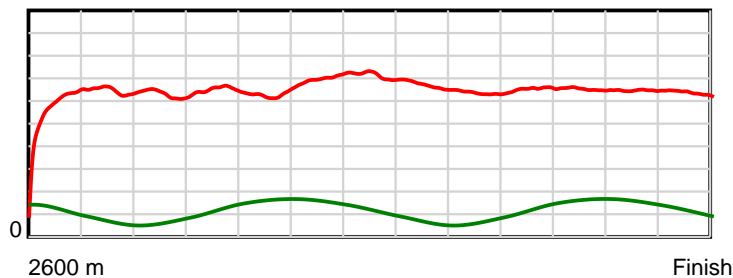
10 m Stride length



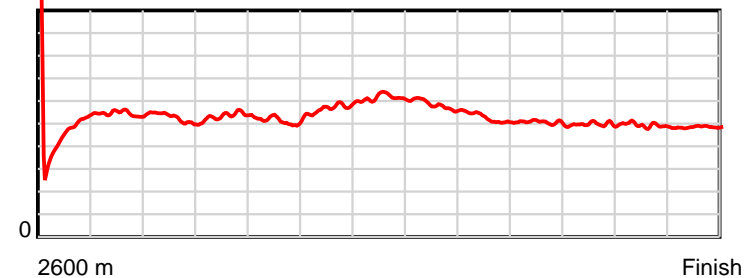
0.6 s Stride duration



20 m/sec Speed



100 % Stride efficiency



Note: Horizontal distance axis grid lines are 200m furlongs.

Disclaimer.

HRNZ and NZMTC and Thoroughbred Ratings Pty Ltd accepts no responsibility for the completeness or accuracy of any of the information contained herein, and makes no representations about its suitability for any particular purpose. Users should make their own judgements about those matters and/or seek independent advice. You assume all risks associated with use of the data provided on this page.



Race Results



June 14, 2024, Race 2, TK PLASTERING TROT, Distance 2600m, Addington - Survey 3200m

| Result | TAB no. | Horse (Barrier) | 2600 to | 2400m to |
|--------|---------|------------------------------|--------------|--------------|
| 2nd | 4 | Aspirational D... (5) | 2400m | 2200m |
| | | Position in running (margin) | - | 4(4.6) |
| | | Sectional time (s) | 16.63 | 15.75 |
| | | Cumulative time (s) | 202.61 | 185.98 |
| | | Speed (m/s) | 12.02 | 12.70 |
| | | Stride length (m) | 5.85 | 6.32 |
| | | Stride duration (s) | 0.477 | 0.498 |
| | | Stride efficiency (%) | 53.54 | 62.47 |
| | | Stride count | 34.17 | 31.63 |

Disclaimer.

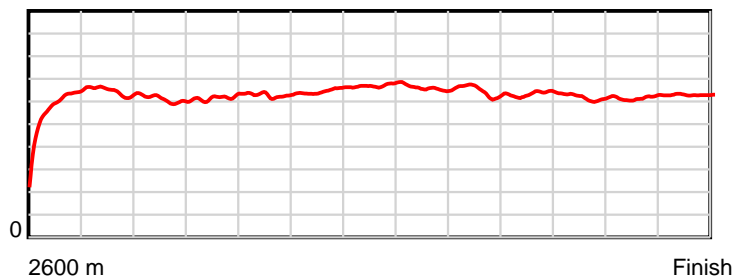
HRNZ and NZMTC and Thoroughbred Ratings Pty Ltd accepts no responsibility for the completeness or accuracy of any of the information contained herein, and makes no representations about its suitability for any particular purpose. Users should make their own judgements about those matters and/or seek independent advice. You assume all risks associated with use of the data provided on this page.

Race Results

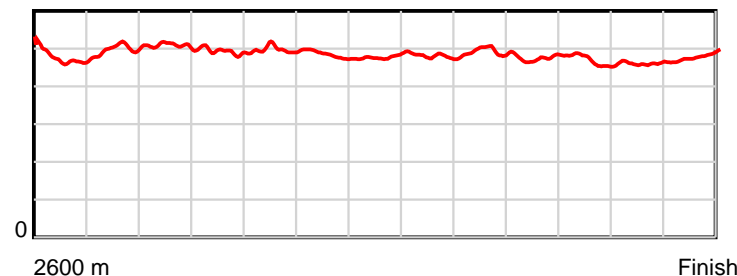
June 14, 2024, Race 2, TK PLASTERING TROT, Distance 2600m, Addington - Survey 3200m

| Result | TAB no. | Horse (Barrier) | 2200m to | 2000m to | 1800m to | 1600m to | 1400m to | 1200m to | 1000m to | 800m to | 600m to | 400m to | 200m to | Total or | Margin |
|--------|---------|------------------------------|----------|----------|----------|----------|----------|----------|----------|---------|---------|---------|---------|----------|--------|
| 2nd | 4 | Aspirational D... (5) | 2000m | 1800m | 1600m | 1400m | 1200m | 1000m | 800m | 600m | 400m | 200m | WP | Average | |
| | | Position in running (margin) | 4(4.8) | 5(6.7) | 7(7.6) | 6(6.5) | 6(6.8) | 6(8.8) | 6(8.0) | 5(6.8) | 5(6.3) | 3(7.0) | 2(6.5) | | 4.00 |
| | | Sectional time (s) | 16.78 | 16.10 | 16.13 | 15.27 | 14.29 | 14.97 | 15.49 | 15.05 | 15.45 | 15.29 | 15.41 | | |
| | | Cumulative time (s) | 170.23 | 153.45 | 137.35 | 121.22 | 105.95 | 91.66 | 76.69 | 61.20 | 46.15 | 30.70 | 15.41 | 3:22.61 | |
| | | Speed (m/s) | 11.92 | 12.42 | 12.40 | 13.10 | 14.00 | 13.36 | 12.91 | 13.29 | 12.94 | 13.08 | 12.98 | 12.83 | |
| | | Stride length (m) | 6.06 | 6.13 | 6.16 | 6.35 | 6.69 | 6.41 | 6.37 | 6.31 | 6.05 | 6.04 | 6.24 | 6.22 | |
| | | Stride duration (s) | 0.508 | 0.494 | 0.497 | 0.485 | 0.478 | 0.480 | 0.493 | 0.474 | 0.468 | 0.461 | 0.480 | 0.485 | |
| | | Stride efficiency (%) | 57.33 | 58.80 | 59.26 | 62.94 | 69.92 | 64.25 | 63.31 | 62.14 | 57.24 | 56.92 | 60.77 | 60.49 | |
| | | Stride count | 33.02 | 32.60 | 32.48 | 31.51 | 29.90 | 31.19 | 31.42 | 31.72 | 33.05 | 33.14 | 32.07 | 417.90 | |

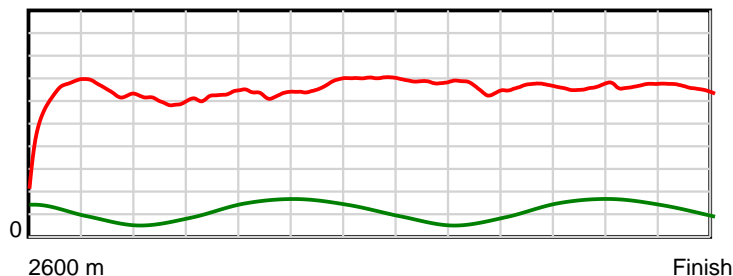
10 m Stride length



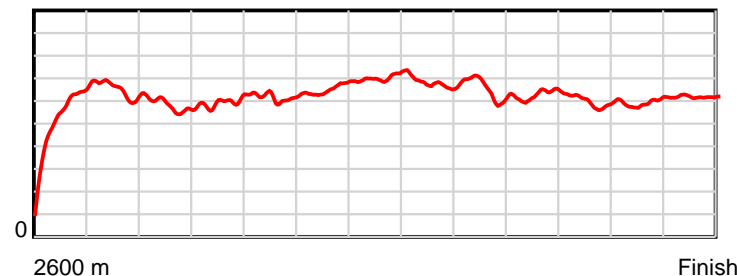
0.6 s Stride duration



20 m/sec Speed



100 % Stride efficiency



Note: Horizontal distance axis grid lines are 200m furlongs.

Disclaimer.

HRNZ and NZMTC and Thoroughbred Ratings Pty Ltd accepts no responsibility for the completeness or accuracy of any of the information contained herein, and makes no representations about its suitability for any particular purpose. Users should make their own judgements about those matters and/or seek independent advice. You assume all risks associated with use of the data provided on this page.



Race Results



June 14, 2024, Race 2, TK PLASTERING TROT, Distance 2600m, Addington - Survey 3200m

| Result | TAB no. | Horse (Barrier) | 2600 to | 2400m to |
|--------|---------|------------------------------|--------------|--------------|
| 3rd | 3 | Bevron (4) | 2400m | 2200m |
| | | Position in running (margin) | - | 2(2.6) |
| | | Sectional time (s) | 16.28 | 15.74 |
| | | Cumulative time (s) | 202.97 | 186.69 |
| | | Speed (m/s) | 12.28 | 12.71 |
| | | Stride length (m) | 5.67 | 6.05 |
| | | Stride duration (s) | 0.459 | 0.476 |
| | | Stride efficiency (%) | 50.28 | 57.27 |
| | | Stride count | 35.26 | 33.04 |

Disclaimer.

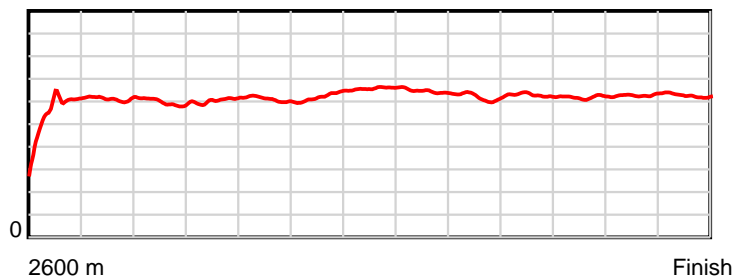
HRNZ and NZMTC and Thoroughbred Ratings Pty Ltd accepts no responsibility for the completeness or accuracy of any of the information contained herein, and makes no representations about its suitability for any particular purpose. Users should make their own judgements about those matters and/or seek independent advice. You assume all risks associated with use of the data provided on this page.

Race Results

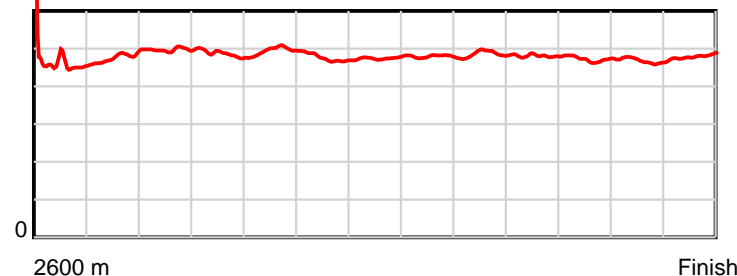
June 14, 2024, Race 2, TK PLASTERING TROT, Distance 2600m, Addington - Survey 3200m

| Result | TAB no. | Horse (Barrier) | 2200m to | 2000m to | 1800m to | 1600m to | 1400m to | 1200m to | 1000m to | 800m to | 600m to | 400m to | 200m to | Total or | Margin |
|--------|---------|------------------------------|--------------|--------------|--------------|--------------|--------------|--------------|-------------|-------------|-------------|-------------|-----------|----------------|--------|
| 3rd | 3 | Bevron (4) | 2000m | 1800m | 1600m | 1400m | 1200m | 1000m | 800m | 600m | 400m | 200m | WP | Average | |
| | | Position in running (margin) | 3(2.7) | 3(4.4) | 5(5.3) | 4(4.6) | 5(4.9) | 5(8.1) | 5(7.6) | 6(7.1) | 6(8.0) | 6(8.8) | 4(8.7) | | 6.00 |
| | | Sectional time (s) | 16.74 | 16.09 | 16.21 | 15.27 | 14.49 | 15.00 | 15.61 | 15.28 | 15.47 | 15.37 | 15.42 | | |
| | | Cumulative time (s) | 170.95 | 154.21 | 138.12 | 121.91 | 106.64 | 92.15 | 77.15 | 61.54 | 46.26 | 30.79 | 15.42 | 3:22.97 | |
| | | Speed (m/s) | 11.95 | 12.43 | 12.34 | 13.10 | 13.80 | 13.33 | 12.81 | 13.09 | 12.93 | 13.01 | 12.97 | 12.81 | |
| | | Stride length (m) | 5.93 | 6.05 | 6.10 | 6.23 | 6.55 | 6.39 | 6.22 | 6.29 | 6.11 | 6.09 | 6.23 | 6.14 | |
| | | Stride duration (s) | 0.497 | 0.487 | 0.495 | 0.476 | 0.474 | 0.479 | 0.485 | 0.481 | 0.472 | 0.468 | 0.480 | 0.479 | |
| | | Stride efficiency (%) | 54.97 | 57.26 | 58.24 | 60.63 | 67.01 | 63.78 | 60.43 | 61.85 | 58.26 | 57.93 | 60.58 | 58.91 | |
| | | Stride count | 33.72 | 33.04 | 32.76 | 32.11 | 30.54 | 31.31 | 32.16 | 31.79 | 32.76 | 32.85 | 32.12 | 423.46 | |

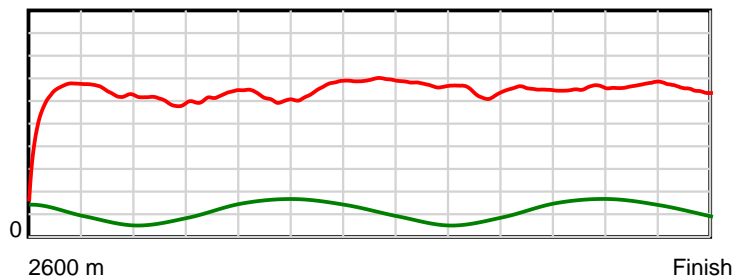
10 m Stride length



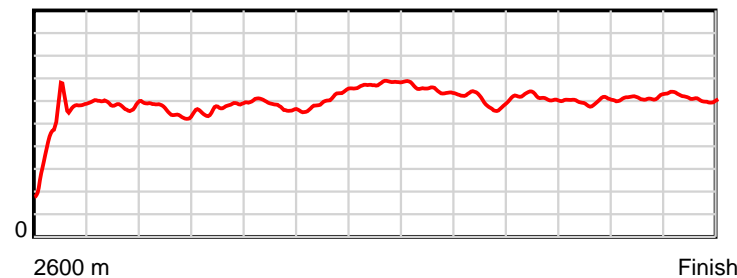
0.6 s Stride duration



20 m/sec Speed



100 % Stride efficiency



Note: Horizontal distance axis grid lines are 200m furlongs.

Disclaimer.

HRNZ and NZMTC and Thoroughbred Ratings Pty Ltd accepts no responsibility for the completeness or accuracy of any of the information contained herein, and makes no representations about its suitability for any particular purpose. Users should make their own judgements about those matters and/or seek independent advice. You assume all risks associated with use of the data provided on this page.



Race Results



June 14, 2024, Race 2, TK PLASTERING TROT, Distance 2600m, Addington - Survey 3200m

| Result | TAB no. | Horse (Barrier) | 2600 to | 2400m to |
|--------|---------|------------------------------|---------|----------|
| 5th | 15 | King Of Diamon... (0) | 2400m | 2200m |
| | | Position in running (margin) | - | 10(14.3) |
| | | Sectional time (s) | 18.16 | 16.11 |
| | | Cumulative time (s) | 203.50 | 185.34 |
| | | Speed (m/s) | 11.01 | 12.41 |
| | | Stride length (m) | 5.62 | 5.87 |
| | | Stride duration (s) | 0.472 | 0.473 |
| | | Stride efficiency (%) | 49.35 | 53.81 |
| | | Stride count | 35.59 | 34.08 |

Disclaimer.

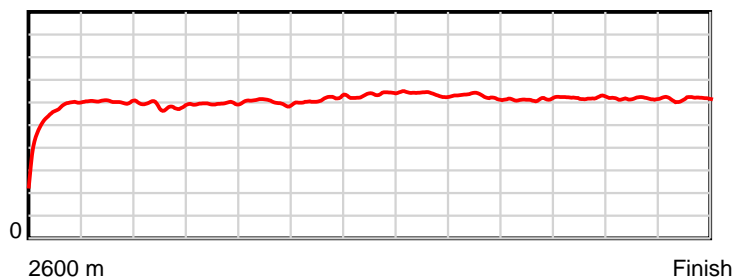
HRNZ and NZMTC and Thoroughbred Ratings Pty Ltd accepts no responsibility for the completeness or accuracy of any of the information contained herein, and makes no representations about its suitability for any particular purpose. Users should make their own judgements about those matters and/or seek independent advice. You assume all risks associated with use of the data provided on this page.

Race Results

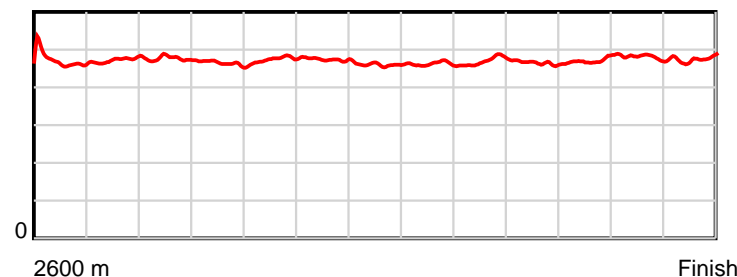
June 14, 2024, Race 2, TK PLASTERING TROT, Distance 2600m, Addington - Survey 3200m

| Result | TAB no. | Horse (Barrier) | 2200m to | 2000m to | 1800m to | 1600m to | 1400m to | 1200m to | 1000m to | 800m to | 600m to | 400m to | 200m to | Total or | Margin |
|--------|---------|------------------------------|----------|----------|----------|----------|----------|----------|----------|---------|---------|---------|---------|----------|--------|
| 5th | 15 | King Of Diamon... (0) | 2000m | 1800m | 1600m | 1400m | 1200m | 1000m | 800m | 600m | 400m | 200m | WP | Average | |
| | | Position in running (margin) | 10(16.6) | 9(16.1) | 9(13.9) | 8(11.0) | 8(13.3) | 8(16.0) | 8(13.9) | 8(10.7) | 7(10.9) | 7(9.6) | 7(11.0) | | 8.90 |
| | | Sectional time (s) | 16.38 | 15.58 | 15.82 | 15.62 | 14.40 | 14.75 | 15.16 | 15.15 | 15.12 | 15.60 | 15.65 | | |
| | | Cumulative time (s) | 169.23 | 152.85 | 137.27 | 121.45 | 105.83 | 91.43 | 76.68 | 61.52 | 46.37 | 31.25 | 15.65 | 3:23.50 | |
| | | Speed (m/s) | 12.21 | 12.84 | 12.64 | 12.80 | 13.89 | 13.56 | 13.19 | 13.20 | 13.23 | 12.82 | 12.78 | 12.78 | |
| | | Stride length (m) | 5.81 | 5.96 | 6.00 | 6.06 | 6.38 | 6.27 | 6.20 | 6.13 | 6.25 | 6.15 | 6.10 | 6.05 | |
| | | Stride duration (s) | 0.476 | 0.464 | 0.475 | 0.473 | 0.460 | 0.462 | 0.470 | 0.464 | 0.472 | 0.480 | 0.477 | 0.474 | |
| | | Stride efficiency (%) | 52.77 | 55.42 | 56.24 | 57.44 | 63.69 | 61.44 | 60.10 | 58.70 | 61.01 | 59.04 | 58.13 | 57.28 | |
| | | Stride count | 34.42 | 33.58 | 33.34 | 32.99 | 31.33 | 31.90 | 32.25 | 32.63 | 32.01 | 32.54 | 32.79 | 429.45 | |

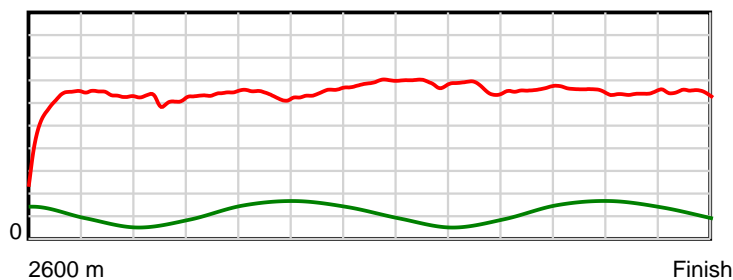
10 m Stride length



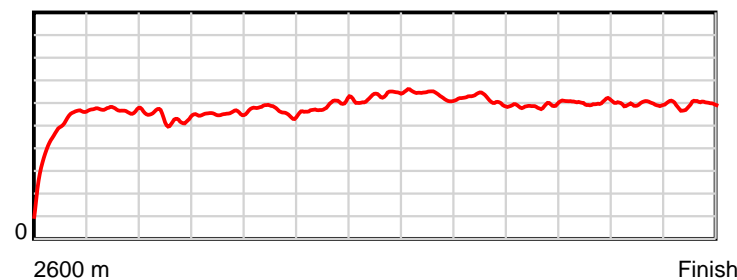
0.6 s Stride duration



20 m/sec Speed



100 % Stride efficiency



Note: Horizontal distance axis grid lines are 200m furlongs.

Disclaimer.

HRNZ and NZMTC and Thoroughbred Ratings Pty Ltd accepts no responsibility for the completeness or accuracy of any of the information contained herein, and makes no representations about its suitability for any particular purpose. Users should make their own judgements about those matters and/or seek independent advice. You assume all risks associated with use of the data provided on this page.



Race Results



June 14, 2024, Race 2, TK PLASTERING TROT, Distance 2600m, Addington - Survey 3200m

| Result | TAB no. | Horse (Barrier) | 2600 to | 2400m to |
|--------|---------|------------------------------|---------|----------|
| 6th | 8 | Penelope Hall (7) | 2400m | 2200m |
| | | Position in running (margin) | - | 1(0.0) |
| | | Sectional time (s) | 15.96 | 15.82 |
| | | Cumulative time (s) | 203.68 | 187.72 |
| | | Speed (m/s) | 12.53 | 12.64 |
| | | Stride length (m) | 0.00 | 79.91 |
| | | Stride duration (s) | 0.000 | 6.323 |
| | | Stride efficiency (%) | 0.00 | 9977.86 |
| | | Stride count | 0.00 | 2.50 |


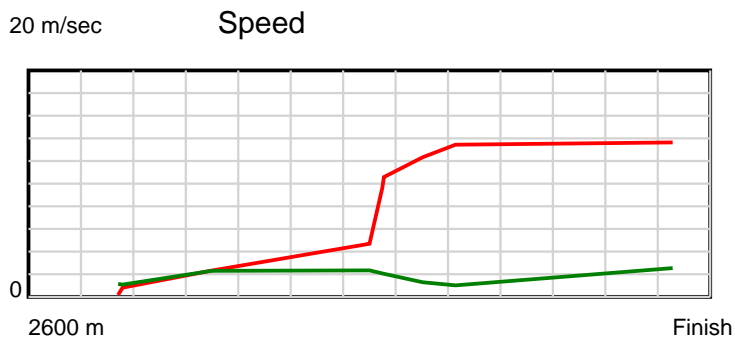
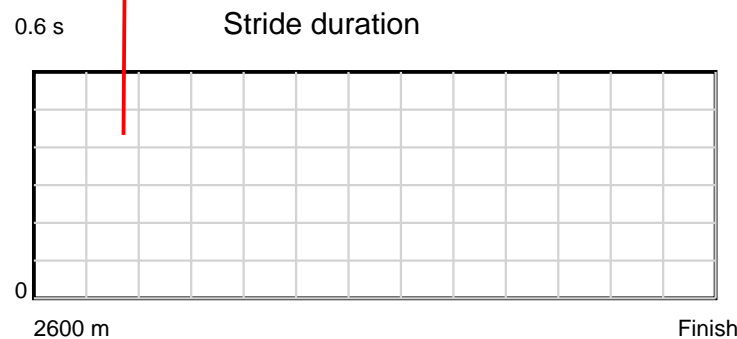
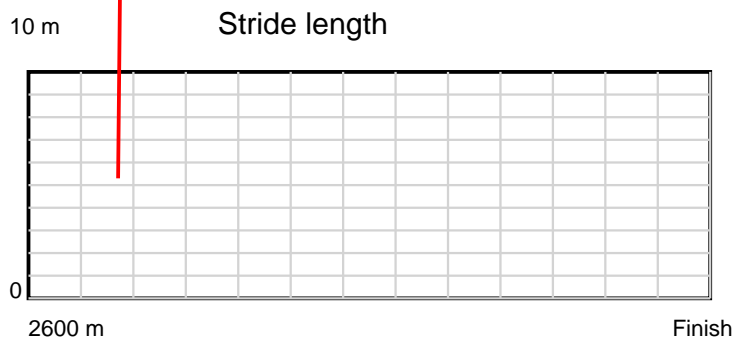
Disclaimer.

HRNZ and NZMTC and Thoroughbred Ratings Pty Ltd accepts no responsibility for the completeness or accuracy of any of the information contained herein, and makes no representations about its suitability for any particular purpose. Users should make their own judgements about those matters and/or seek independent advice. You assume all risks associated with use of the data provided on this page.

Race Results

June 14, 2024, Race 2, TK PLASTERING TROT, Distance 2600m, Addington - Survey 3200m

| Result | TAB no. | Horse (Barrier) | 2200m to | 2000m to | 1800m to | 1600m to | 1400m to | 1200m to | 1000m to | 800m to | 600m to | 400m to | 200m to | Total or | Margin |
|--------|---------|------------------------------|----------|----------|-----------|-----------|----------|----------|----------|----------|----------|----------|-----------|----------|--------|
| 6th | 8 | Penelope Hall (7) | 2000m | 1800m | 1600m | 1400m | 1200m | 1000m | 800m | 600m | 400m | 200m | WP | Average | |
| | | Position in running (margin) | 2(0.6) | 2(2.0) | 3(2.9) | 2(2.7) | 3(3.1) | 3(6.4) | 3(5.7) | 3(5.2) | 4(5.7) | 5(7.9) | 5(9.3) | | 9.90 |
| | | Sectional time (s) | 16.70 | 16.09 | 16.28 | 15.31 | 14.50 | 14.98 | 15.61 | 15.20 | 15.70 | 15.61 | 15.92 | | |
| | | Cumulative time (s) | 171.90 | 155.20 | 139.11 | 122.83 | 107.52 | 93.02 | 78.04 | 62.43 | 47.23 | 31.53 | 15.92 | 3:23.68 | |
| | | Speed (m/s) | 11.98 | 12.43 | 12.29 | 13.06 | 13.79 | 13.35 | 12.81 | 13.16 | 12.74 | 12.81 | 12.56 | 12.76 | |
| | | Stride length (m) | 16.08 | 31.55 | 345.62 | 367.61 | 24.77 | 11.37 | 121.70 | 122.95 | 119.02 | 119.72 | 330.34 | 47.02 | |
| | | Stride duration (s) | 1.342 | 2.538 | 28.134 | 28.134 | 1.796 | 0.851 | 9.497 | 9.346 | 9.346 | 9.346 | 26.301 | 3.684 | |
| | | Stride efficiency (%) | 403.88 | 1555.68 | 186668.02 | 211174.33 | 958.85 | 201.94 | 23144.94 | 23620.92 | 22137.18 | 22396.69 | 170524.58 | 3455.55 | |
| | | Stride count | 12.44 | 6.34 | 0.58 | 0.54 | 8.07 | 17.59 | 1.64 | 1.63 | 1.68 | 1.67 | 0.61 | 55.29 | |



Note: Horizontal distance axis grid lines are 200m furlongs.

Disclaimer.

HRNZ and NZMTC and Thoroughbred Ratings Pty Ltd accepts no responsibility for the completeness or accuracy of any of the information contained herein, and makes no representations about its suitability for any particular purpose. Users should make their own judgements about those matters and/or seek independent advice. You assume all risks associated with use of the data provided on this page.



Race Results



June 14, 2024, Race 2, TK PLASTERING TROT, Distance 2600m, Addington - Survey 3200m

| Result | TAB no. | Horse (Barrier) | 2600 to | 2400m to |
|--------|---------|------------------------------|---------|----------|
| 7th | 10 | A Reason To Fi... (9) | 2400m | 2200m |
| | | Position in running (margin) | - | 3(3.9) |
| | | Sectional time (s) | 16.56 | 15.09 |
| | | Cumulative time (s) | 203.81 | 187.25 |
| | | Speed (m/s) | 12.08 | 13.25 |
| | | Stride length (m) | 5.38 | 5.91 |
| | | Stride duration (s) | 0.437 | 0.446 |
| | | Stride efficiency (%) | 45.27 | 54.53 |
| | | Stride count | 37.16 | 33.86 |

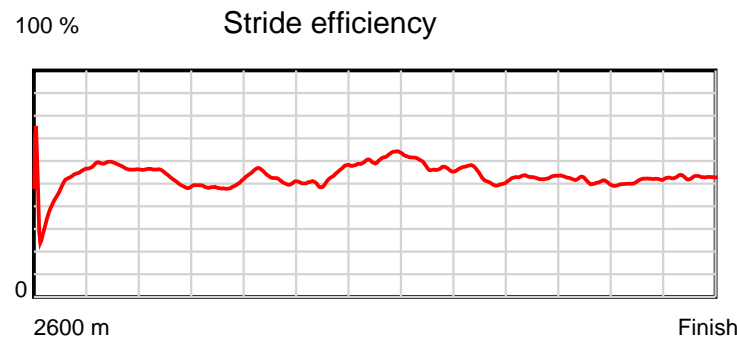
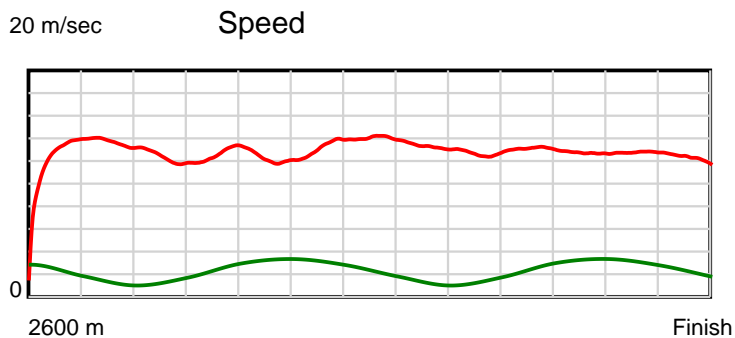
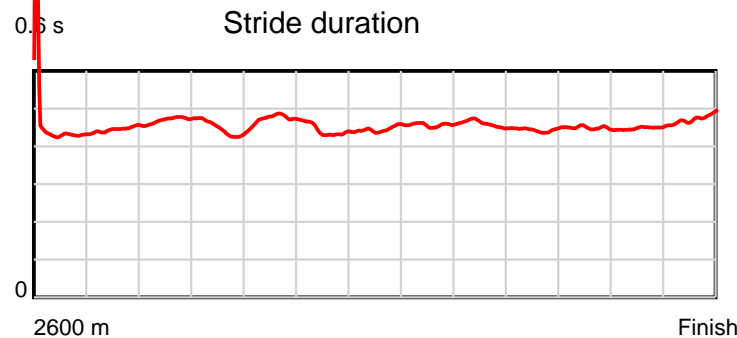
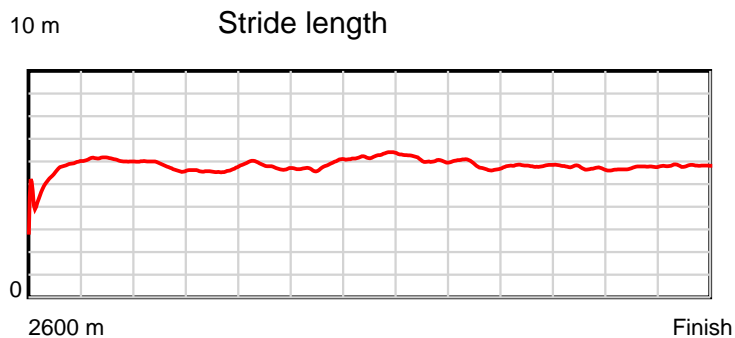
Disclaimer.

HRNZ and NZMTC and Thoroughbred Ratings Pty Ltd accepts no responsibility for the completeness or accuracy of any of the information contained herein, and makes no representations about its suitability for any particular purpose. Users should make their own judgements about those matters and/or seek independent advice. You assume all risks associated with use of the data provided on this page.

Race Results

June 14, 2024, Race 2, TK PLASTERING TROT, Distance 2600m, Addington - Survey 3200m

| Result | TAB no. | Horse (Barrier) | 2200m to | 2000m to | 1800m to | 1600m to | 1400m to | 1200m to | 1000m to | 800m to | 600m to | 400m to | 200m to | Total or | Margin |
|--------|---------|------------------------------|----------|----------|----------|----------|----------|----------|----------|---------|---------|---------|---------|----------|--------|
| 7th | 10 | A Reason To Fi... (9) | 2000m | 1800m | 1600m | 1400m | 1200m | 1000m | 800m | 600m | 400m | 200m | WP | Average | |
| | | Position in running (margin) | 1(0.0) | 1(0.0) | 1(0.0) | 1(0.0) | 2(0.1) | 2(2.2) | 2(2.2) | 2(2.3) | 2(3.4) | 2(5.3) | 3(7.3) | | 10.70 |
| | | Sectional time (s) | 16.46 | 15.94 | 16.32 | 15.24 | 14.31 | 15.08 | 15.71 | 15.31 | 15.66 | 15.71 | 16.42 | | |
| | | Cumulative time (s) | 172.16 | 155.70 | 139.76 | 123.44 | 108.20 | 93.89 | 78.81 | 63.10 | 47.79 | 32.13 | 16.42 | 3:23.81 | |
| | | Speed (m/s) | 12.15 | 12.55 | 12.25 | 13.12 | 13.98 | 13.26 | 12.73 | 13.06 | 12.77 | 12.73 | 12.18 | 12.76 | |
| | | Stride length (m) | 5.72 | 5.60 | 5.81 | 5.80 | 6.24 | 6.06 | 5.84 | 5.80 | 5.73 | 5.71 | 5.79 | 5.79 | |
| | | Stride duration (s) | 0.470 | 0.447 | 0.474 | 0.442 | 0.446 | 0.457 | 0.459 | 0.444 | 0.449 | 0.449 | 0.475 | 0.454 | |
| | | Stride efficiency (%) | 51.04 | 49.04 | 52.71 | 52.65 | 60.77 | 57.38 | 53.39 | 52.57 | 51.37 | 51.01 | 52.36 | 52.44 | |
| | | Stride count | 35.00 | 35.70 | 34.43 | 34.45 | 32.07 | 33.01 | 34.22 | 34.48 | 34.88 | 35.01 | 34.55 | 448.82 | |



Note: Horizontal distance axis grid lines are 200m furlongs.

Disclaimer.

HRNZ and NZMTC and Thoroughbred Ratings Pty Ltd accepts no responsibility for the completeness or accuracy of any of the information contained herein, and makes no representations about its suitability for any particular purpose. Users should make their own judgements about those matters and/or seek independent advice. You assume all risks associated with use of the data provided on this page.



Race Results



June 14, 2024, Race 2, TK PLASTERING TROT, Distance 2600m, Addington - Survey 3200m

| Result | TAB no. | Horse (Barrier) | 2600 to | 2400m to |
|--------|---------|------------------------------|--------------|--------------|
| 8th | 11 | Crossed Keys (10) | 2400m | 2200m |
| | | Position in running (margin) | - | 7(8.3) |
| | | Sectional time (s) | 17.21 | 16.01 |
| | | Cumulative time (s) | 204.57 | 187.36 |
| | | Speed (m/s) | 11.62 | 12.49 |
| | | Stride length (m) | 5.52 | 5.77 |
| | | Stride duration (s) | 0.462 | 0.462 |
| | | Stride efficiency (%) | 47.69 | 51.97 |
| | | Stride count | 36.20 | 34.68 |

Disclaimer.

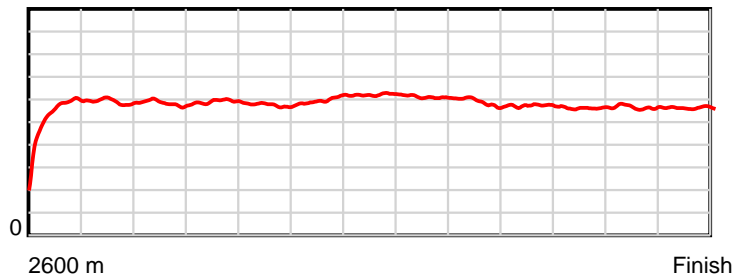
HRNZ and NZMTC and Thoroughbred Ratings Pty Ltd accepts no responsibility for the completeness or accuracy of any of the information contained herein, and makes no representations about its suitability for any particular purpose. Users should make their own judgements about those matters and/or seek independent advice. You assume all risks associated with use of the data provided on this page.

Race Results

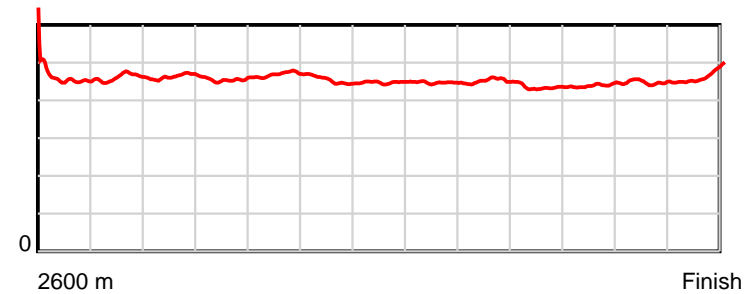
June 14, 2024, Race 2, TK PLASTERING TROT, Distance 2600m, Addington - Survey 3200m

| Result | TAB no. | Horse (Barrier) | 2200m to | 2000m to | 1800m to | 1600m to | 1400m to | 1200m to | 1000m to | 800m to | 600m to | 400m to | 200m to | Total or | Margin |
|--------|---------|------------------------------|--------------|--------------|--------------|--------------|--------------|--------------|-------------|-------------|-------------|-------------|-----------|----------------|--------|
| 8th | 11 | Crossed Keys (10) | 2000m | 1800m | 1600m | 1400m | 1200m | 1000m | 800m | 600m | 400m | 200m | WP | Average | |
| | | Position in running (margin) | 7(10.0) | 6(7.4) | 4(4.0) | 3(4.4) | 4(4.7) | 4(7.1) | 4(6.3) | 4(5.2) | 3(4.5) | 4(7.5) | 6(10.6) | | 14.80 |
| | | Sectional time (s) | 16.03 | 15.38 | 16.40 | 15.28 | 14.36 | 14.95 | 15.51 | 15.01 | 15.83 | 15.90 | 16.70 | | |
| | | Cumulative time (s) | 171.35 | 155.32 | 139.94 | 123.54 | 108.26 | 93.90 | 78.95 | 63.44 | 48.43 | 32.60 | 16.70 | 3:24.57 | |
| | | Speed (m/s) | 12.48 | 13.00 | 12.20 | 13.09 | 13.93 | 13.38 | 12.89 | 13.32 | 12.63 | 12.58 | 11.98 | 12.71 | |
| | | Stride length (m) | 5.78 | 5.91 | 5.72 | 5.93 | 6.24 | 5.98 | 5.82 | 5.78 | 5.56 | 5.64 | 5.60 | 5.78 | |
| | | Stride duration (s) | 0.463 | 0.455 | 0.469 | 0.453 | 0.448 | 0.447 | 0.451 | 0.434 | 0.440 | 0.448 | 0.468 | 0.455 | |
| | | Stride efficiency (%) | 52.19 | 54.67 | 51.16 | 55.01 | 60.79 | 55.87 | 52.94 | 52.21 | 48.24 | 49.62 | 49.06 | 52.25 | |
| | | Stride count | 34.61 | 33.81 | 34.95 | 33.71 | 32.07 | 33.45 | 34.36 | 34.60 | 36.00 | 35.49 | 35.69 | 449.62 | |

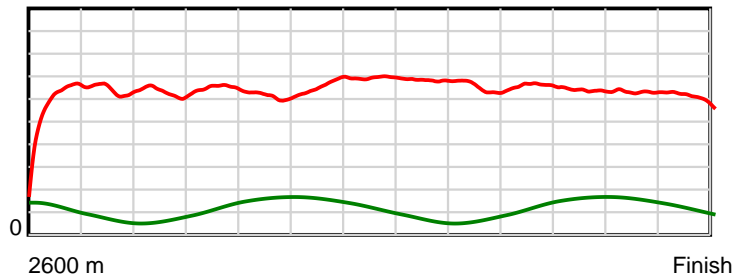
10 m Stride length



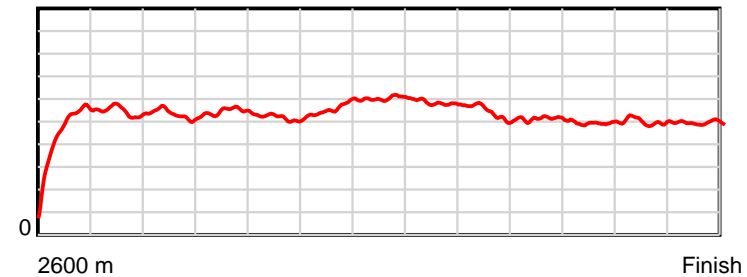
0.6 s Stride duration



20 m/sec Speed



100 % Stride efficiency



Note: Horizontal distance axis grid lines are 200m furlongs.

Disclaimer.

HRNZ and NZMTC and Thoroughbred Ratings Pty Ltd accepts no responsibility for the completeness or accuracy of any of the information contained herein, and makes no representations about its suitability for any particular purpose. Users should make their own judgements about those matters and/or seek independent advice. You assume all risks associated with use of the data provided on this page.



Race Results



June 14, 2024, Race 2, TK PLASTERING TROT, Distance 2600m, Addington - Survey 3200m

| Result | TAB no. | Horse (Barrier) | 2600 to | 2400m to |
|--------|---------|------------------------------|--------------|--------------|
| 9th | 12 | Our Evie Rae (1) | 2400m | 2200m |
| | | Position in running (margin) | - | 11(19.1) |
| | | Sectional time (s) | 19.11 | 16.14 |
| | | Cumulative time (s) | 204.60 | 185.49 |
| | | Speed (m/s) | 10.46 | 12.39 |
| | | Stride length (m) | 5.32 | 5.64 |
| | | Stride duration (s) | 0.460 | 0.455 |
| | | Stride efficiency (%) | 44.21 | 49.73 |
| | | Stride count | 37.60 | 35.45 |

Disclaimer.

HRNZ and NZMTC and Thoroughbred Ratings Pty Ltd accepts no responsibility for the completeness or accuracy of any of the information contained herein, and makes no representations about its suitability for any particular purpose. Users should make their own judgements about those matters and/or seek independent advice. You assume all risks associated with use of the data provided on this page.

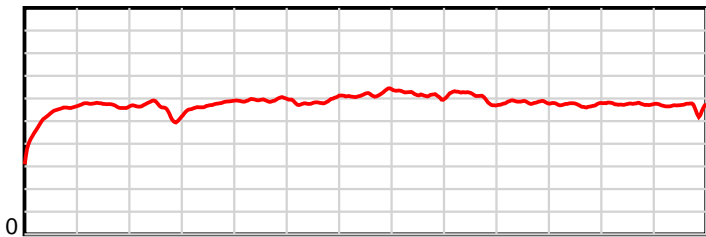
Race Results

June 14, 2024, Race 2, TK PLASTERING TROT, Distance 2600m, Addington - Survey 3200m

| Result | TAB no. | Horse (Barrier) | 2200m to | 2000m to | 1800m to | 1600m to | 1400m to | 1200m to | 1000m to | 800m to | 600m to | 400m to | 200m to | Total or | Margin |
|--------|---------|------------------------------|--------------|--------------|--------------|--------------|--------------|--------------|-------------|-------------|-------------|-------------|-----------|----------------|--------|
| 9th | 12 | Our Evie Rae (1) | 2000m | 1800m | 1600m | 1400m | 1200m | 1000m | 800m | 600m | 400m | 200m | WP | Average | |
| | | Position in running (margin) | 11(21.6) | 10(23.2) | 10(20.4) | 9(13.2) | 9(15.2) | 10(18.0) | 9(15.1) | 9(13.2) | 8(12.6) | 8(12.3) | 8(14.1) | | 15.00 |
| | | Sectional time (s) | 16.72 | 15.49 | 15.11 | 15.56 | 14.43 | 14.61 | 15.38 | 15.02 | 15.28 | 15.68 | 16.07 | | |
| | | Cumulative time (s) | 169.35 | 152.63 | 137.14 | 122.03 | 106.47 | 92.04 | 77.43 | 62.05 | 47.03 | 31.75 | 16.07 | 3:24.60 | |
| | | Speed (m/s) | 11.96 | 12.91 | 13.24 | 12.85 | 13.86 | 13.69 | 13.00 | 13.32 | 13.09 | 12.76 | 12.45 | 12.71 | |
| | | Stride length (m) | 5.46 | 5.75 | 5.92 | 5.78 | 6.22 | 6.00 | 5.91 | 5.86 | 5.54 | 5.55 | 5.60 | 5.73 | |
| | | Stride duration (s) | 0.457 | 0.446 | 0.447 | 0.450 | 0.448 | 0.439 | 0.454 | 0.440 | 0.424 | 0.435 | 0.450 | 0.451 | |
| | | Stride efficiency (%) | 46.66 | 51.69 | 54.77 | 52.21 | 60.37 | 56.35 | 54.50 | 53.62 | 48.04 | 48.05 | 49.06 | 51.22 | |
| | | Stride count | 36.60 | 34.77 | 33.78 | 34.60 | 32.18 | 33.31 | 33.87 | 34.14 | 36.07 | 36.07 | 35.69 | 454.13 | |

10 m

Stride length

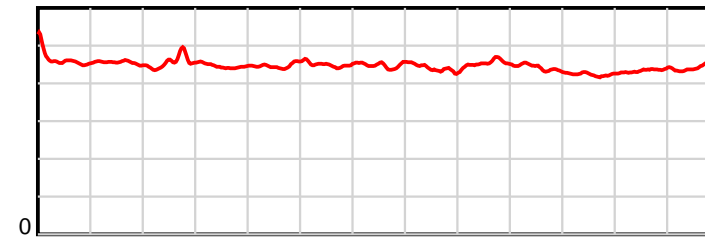


2600 m

Finish

0.6 s

Stride duration

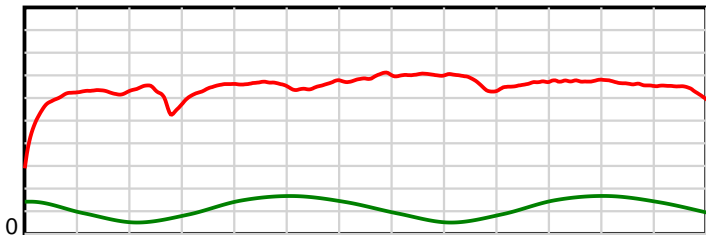


2600 m

Finish

20 m/sec

Speed

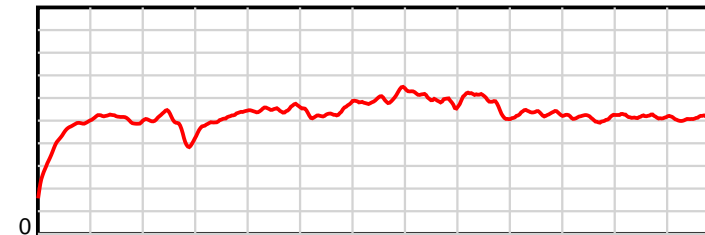


2600 m

Finish

100 %

Stride efficiency



2600 m

Finish

Note: Horizontal distance axis grid lines are 200m furlongs.

Disclaimer.

HRNZ and NZMTC and Thoroughbred Ratings Pty Ltd accepts no responsibility for the completeness or accuracy of any of the information contained herein, and makes no representations about its suitability for any particular purpose. Users should make their own judgements about those matters and/or seek independent advice. You assume all risks associated with use of the data provided on this page.



Race Results



June 14, 2024, Race 2, TK PLASTERING TROT, Distance 2600m, Addington - Survey 3200m

| Result | TAB no. | Horse (Barrier) | 2600 to | 2400m to |
|--------|---------|------------------------------|---------|----------|
| 10th | 9 | Loveyou To Da ... (8) | 2400m | 2200m |
| | | Position in running (margin) | - | 5(5.4) |
| | | Sectional time (s) | 16.77 | 16.06 |
| | | Cumulative time (s) | 209.16 | 192.39 |
| | | Speed (m/s) | 11.92 | 12.45 |
| | | Stride length (m) | 5.78 | 6.00 |
| | | Stride duration (s) | 0.479 | 0.482 |
| | | Stride efficiency (%) | 52.29 | 56.26 |
| | | Stride count | 34.57 | 33.33 |

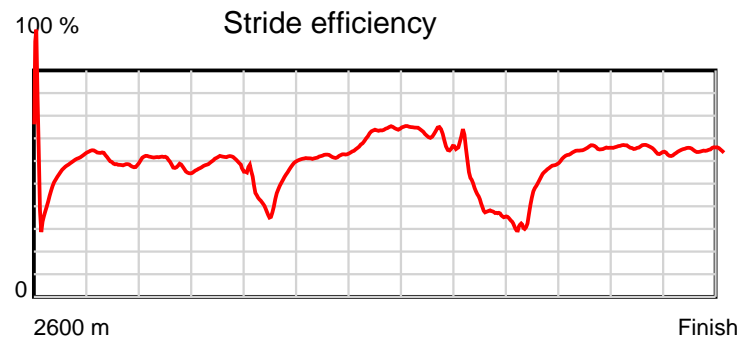
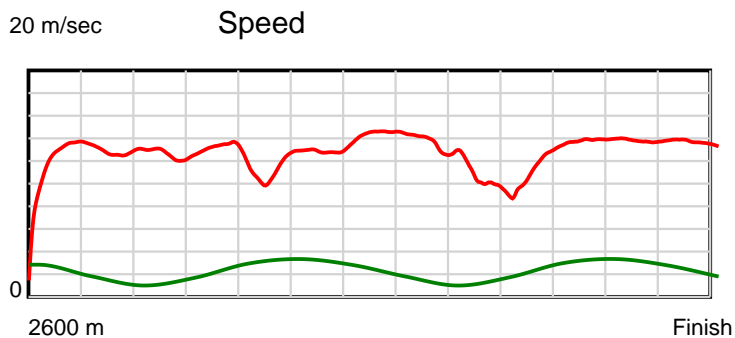
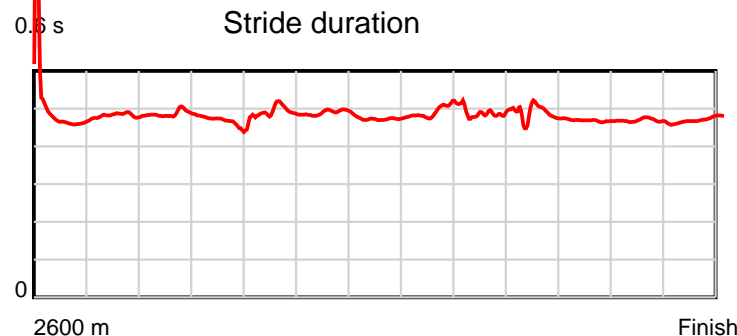
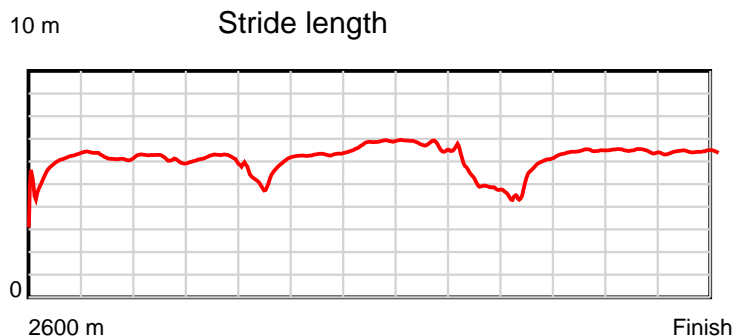
Disclaimer.

HRNZ and NZMTC and Thoroughbred Ratings Pty Ltd accepts no responsibility for the completeness or accuracy of any of the information contained herein, and makes no representations about its suitability for any particular purpose. Users should make their own judgements about those matters and/or seek independent advice. You assume all risks associated with use of the data provided on this page.

Race Results

June 14, 2024, Race 2, TK PLASTERING TROT, Distance 2600m, Addington - Survey 3200m

| Result | TAB no. | Horse (Barrier) | 2200m to | 2000m to | 1800m to | 1600m to | 1400m to | 1200m to | 1000m to | 800m to | 600m to | 400m to | 200m to | Total or | Margin |
|--------|---------|------------------------------|----------|----------|----------|----------|----------|----------|----------|----------|----------|----------|----------|----------|--------|
| 10th | 9 | Loveyou To Da ... (8) | 2000m | 1800m | 1600m | 1400m | 1200m | 1000m | 800m | 600m | 400m | 200m | WP | Average | |
| | | Position in running (margin) | 5(7.4) | 4(5.1) | 2(0.8) | 10(14.4) | 10(17.9) | 9(17.8) | 10(18.1) | 10(45.2) | 10(59.1) | 10(55.1) | 10(50.3) | | 40.40 |
| | | Sectional time (s) | 16.07 | 15.23 | 18.58 | 15.81 | 13.94 | 15.15 | 20.20 | 17.43 | 14.67 | 14.59 | 14.66 | | |
| | | Cumulative time (s) | 176.33 | 160.26 | 145.03 | 126.45 | 110.64 | 96.70 | 81.55 | 61.35 | 43.92 | 29.25 | 14.66 | 3:29.16 | |
| | | Speed (m/s) | 12.45 | 13.13 | 10.76 | 12.65 | 14.35 | 13.20 | 9.90 | 11.47 | 13.63 | 13.71 | 13.64 | 12.43 | |
| | | Stride length (m) | 6.05 | 6.05 | 5.28 | 6.19 | 6.79 | 6.57 | 4.80 | 5.53 | 6.38 | 6.40 | 6.45 | 5.97 | |
| | | Stride duration (s) | 0.486 | 0.461 | 0.491 | 0.489 | 0.473 | 0.498 | 0.485 | 0.482 | 0.468 | 0.467 | 0.473 | 0.480 | |
| | | Stride efficiency (%) | 57.25 | 57.12 | 43.59 | 59.79 | 71.94 | 67.51 | 36.01 | 47.74 | 63.64 | 63.98 | 65.03 | 55.68 | |
| | | Stride count | 33.04 | 33.08 | 37.87 | 32.33 | 29.48 | 30.43 | 41.66 | 36.18 | 31.34 | 31.26 | 31.00 | 435.57 | |



Note: Horizontal distance axis grid lines are 200m furlongs.

Disclaimer.

HRNZ and NZMTC and Thoroughbred Ratings Pty Ltd accepts no responsibility for the completeness or accuracy of any of the information contained herein, and makes no representations about its suitability for any particular purpose. Users should make their own judgements about those matters and/or seek independent advice. You assume all risks associated with use of the data provided on this page.



Race Results



June 14, 2024, Race 2, TK PLASTERING TROT, Distance 2600m, Addington - Survey 3200m

| Result | TAB no. | Horse (Barrier) | 2600 to | 2400m to |
|--------|---------|------------------------------|--------------|--------------|
| 11th | 6 | The Gardener's... (6) | 2400m | 2200m |
| | | Position in running (margin) | - | 6(6.6) |
| | | Sectional time (s) | 17.04 | 16.03 |
| | | Cumulative time (s) | 210.95 | 193.91 |
| | | Speed (m/s) | 11.74 | 12.48 |
| | | Stride length (m) | 5.60 | 5.88 |
| | | Stride duration (s) | 0.473 | 0.472 |
| | | Stride efficiency (%) | 49.09 | 54.11 |
| | | Stride count | 35.68 | 33.99 |

Disclaimer.

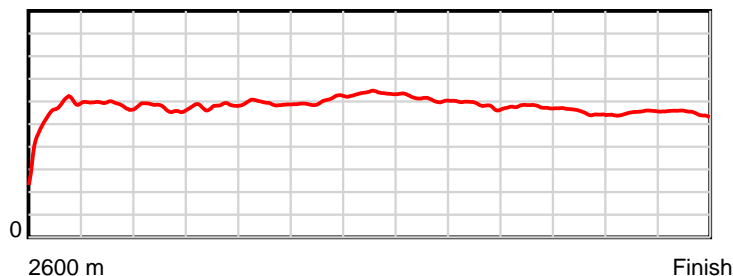
HRNZ and NZMTC and Thoroughbred Ratings Pty Ltd accepts no responsibility for the completeness or accuracy of any of the information contained herein, and makes no representations about its suitability for any particular purpose. Users should make their own judgements about those matters and/or seek independent advice. You assume all risks associated with use of the data provided on this page.

Race Results

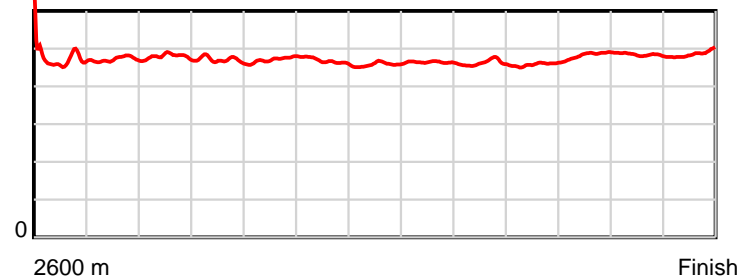
June 14, 2024, Race 2, TK PLASTERING TROT, Distance 2600m, Addington - Survey 3200m

| Result | TAB no. | Horse (Barrier) | 2200m to | 2000m to | 1800m to | 1600m to | 1400m to | 1200m to | 1000m to | 800m to | 600m to | 400m to | 200m to | Total or | Margin |
|--------|---------|------------------------------|----------|----------|----------|----------|----------|----------|----------|---------|---------|---------|---------|----------|--------|
| 11th | 6 | The Gardener's... (6) | 2000m | 1800m | 1600m | 1400m | 1200m | 1000m | 800m | 600m | 400m | 200m | WP | Average | |
| | | Position in running (margin) | 6(8.4) | 7(9.4) | 8(10.5) | 7(6.9) | 7(8.0) | 7(10.8) | 7(11.3) | 7(10.6) | 9(15.4) | 9(27.7) | 9(41.6) | | 50.30 |
| | | Sectional time (s) | 16.62 | 16.13 | 15.72 | 15.42 | 14.42 | 15.17 | 15.57 | 15.93 | 17.39 | 17.70 | 17.81 | | |
| | | Cumulative time (s) | 177.88 | 161.26 | 145.13 | 129.41 | 113.99 | 99.57 | 84.40 | 68.83 | 52.90 | 35.51 | 17.81 | 3:30.95 | |
| | | Speed (m/s) | 12.03 | 12.40 | 12.72 | 12.97 | 13.87 | 13.18 | 12.85 | 12.55 | 11.50 | 11.30 | 11.23 | 12.33 | |
| | | Stride length (m) | 5.77 | 5.84 | 5.99 | 6.07 | 6.35 | 6.12 | 5.94 | 5.75 | 5.55 | 5.47 | 5.47 | 5.82 | |
| | | Stride duration (s) | 0.479 | 0.471 | 0.471 | 0.468 | 0.458 | 0.464 | 0.462 | 0.458 | 0.483 | 0.484 | 0.487 | 0.472 | |
| | | Stride efficiency (%) | 51.97 | 53.27 | 56.13 | 57.54 | 62.99 | 58.46 | 55.09 | 51.68 | 48.13 | 46.77 | 46.75 | 52.92 | |
| | | Stride count | 34.68 | 34.26 | 33.37 | 32.96 | 31.50 | 32.70 | 33.69 | 34.78 | 36.04 | 36.56 | 36.56 | 446.77 | |

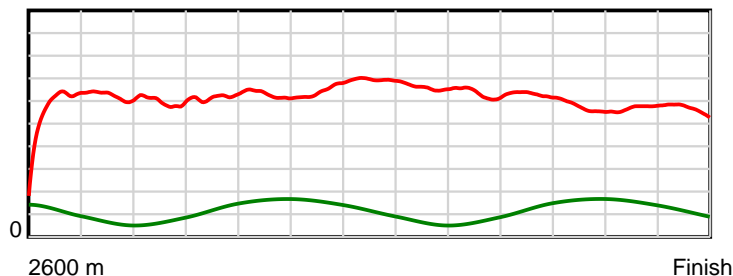
10 m Stride length



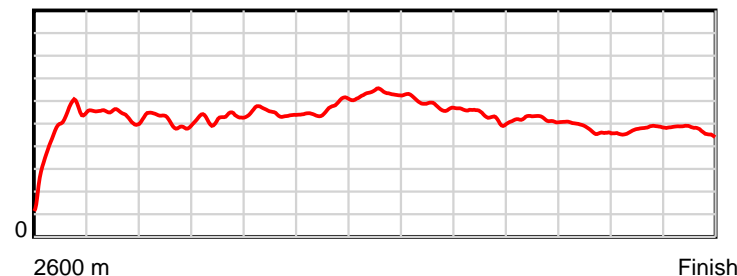
0.6 s Stride duration



20 m/sec Speed



100 % Stride efficiency



Note: Horizontal distance axis grid lines are 200m furlongs.

Disclaimer.

HRNZ and NZMTC and Thoroughbred Ratings Pty Ltd accepts no responsibility for the completeness or accuracy of any of the information contained herein, and makes no representations about its suitability for any particular purpose. Users should make their own judgements about those matters and/or seek independent advice. You assume all risks associated with use of the data provided on this page.



Race Results



June 14, 2024, Race 2, TK PLASTERING TROT, Distance 2600m, Addington - Survey 3200m

| Result | TAB no. | Horse (Barrier) | 2600 to | 2400m to |
|--------|---------|------------------------------|--------------|--------------|
| 12th | 14 | Bonjour Paris (2) | 2400m | 2200m |
| | | Position in running (margin) | - | 9(11.0) |
| | | Sectional time (s) | 17.83 | 16.29 |
| | | Cumulative time (s) | 225.03 | 207.20 |
| | | Speed (m/s) | 11.22 | 12.28 |
| | | Stride length (m) | 5.82 | 5.91 |
| | | Stride duration (s) | 0.479 | 0.481 |
| | | Stride efficiency (%) | 52.90 | 54.57 |
| | | Stride count | 34.37 | 33.85 |

Disclaimer.

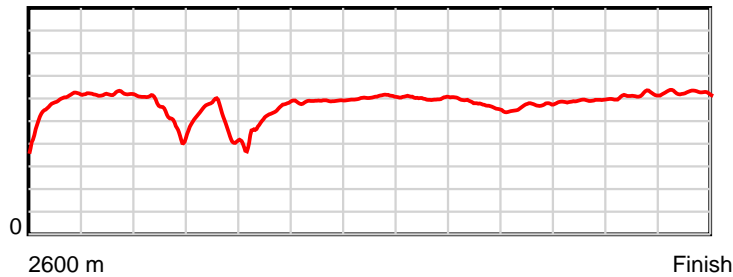
HRNZ and NZMTC and Thoroughbred Ratings Pty Ltd accepts no responsibility for the completeness or accuracy of any of the information contained herein, and makes no representations about its suitability for any particular purpose. Users should make their own judgements about those matters and/or seek independent advice. You assume all risks associated with use of the data provided on this page.

Race Results

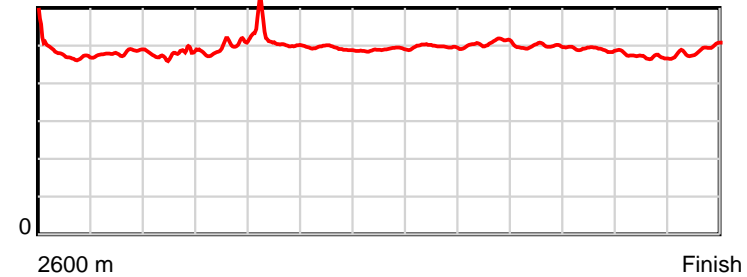
June 14, 2024, Race 2, TK PLASTERING TROT, Distance 2600m, Addington - Survey 3200m

| Result | TAB no. | Horse (Barrier) | 2200m to | 2000m to | 1800m to | 1600m to | 1400m to | 1200m to | 1000m to | 800m to | 600m to | 400m to | 200m to | Total or | Margin |
|--------|---------|------------------------------|--------------|--------------|--------------|--------------|--------------|--------------|-------------|-------------|-------------|-------------|-----------|----------------|--------|
| 12th | 14 | Bonjour Paris (2) | 2000m | 1800m | 1600m | 1400m | 1200m | 1000m | 800m | 600m | 400m | 200m | WP | Average | |
| | | Position in running (margin) | 9(14.4) | 11(28.6) | 11(53.9) | 11(78.3) | 11(87.0) | 11(100.0) | 11(109.4) | 11(122.0) | 11(134.4) | 11(140.7) | 11(139.1) | | 128.50 |
| | | Sectional time (s) | 18.82 | 20.15 | 20.40 | 16.67 | 16.12 | 16.66 | 17.80 | 17.19 | 16.39 | 15.10 | 15.61 | | |
| | | Cumulative time (s) | 190.91 | 172.09 | 151.94 | 131.54 | 114.87 | 98.75 | 82.09 | 64.29 | 47.10 | 30.71 | 15.61 | 3:45.03 | |
| | | Speed (m/s) | 10.63 | 9.93 | 9.80 | 12.00 | 12.41 | 12.00 | 11.24 | 11.63 | 12.20 | 13.25 | 12.81 | 11.55 | |
| | | Stride length (m) | 5.05 | 4.96 | 5.08 | 5.92 | 6.07 | 5.98 | 5.70 | 5.79 | 5.97 | 6.23 | 6.31 | 5.72 | |
| | | Stride duration (s) | 0.475 | 0.499 | 0.518 | 0.493 | 0.490 | 0.498 | 0.507 | 0.498 | 0.490 | 0.470 | 0.492 | 0.495 | |
| | | Stride efficiency (%) | 39.81 | 38.37 | 40.36 | 54.69 | 57.64 | 55.83 | 50.77 | 52.40 | 55.78 | 60.56 | 62.16 | 51.09 | |
| | | Stride count | 39.62 | 40.36 | 39.35 | 33.81 | 32.93 | 33.46 | 35.09 | 34.54 | 33.48 | 32.13 | 31.71 | 454.70 | |

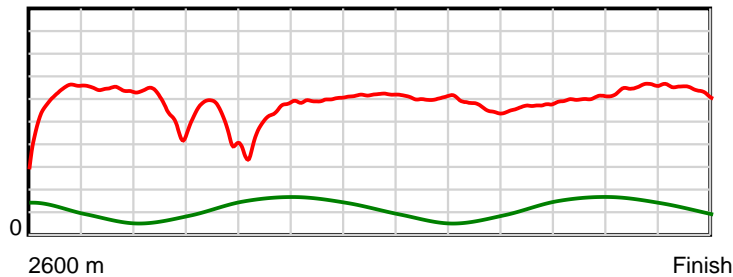
10 m Stride length



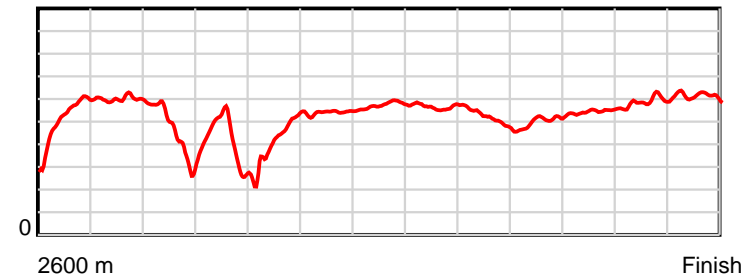
0.6 s Stride duration



20 m/sec Speed



100 % Stride efficiency



Note: Horizontal distance axis grid lines are 200m furlongs.

Disclaimer.

HRNZ and NZMTC and Thoroughbred Ratings Pty Ltd accepts no responsibility for the completeness or accuracy of any of the information contained herein, and makes no representations about its suitability for any particular purpose. Users should make their own judgements about those matters and/or seek independent advice. You assume all risks associated with use of the data provided on this page.



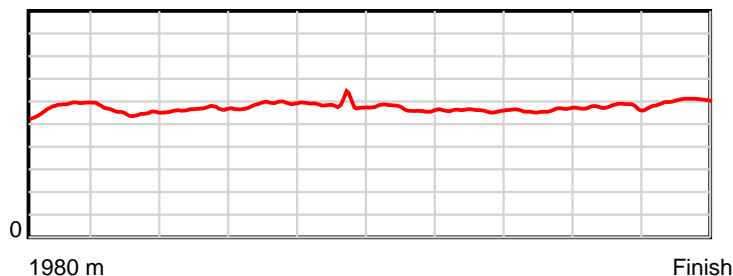
Race Results



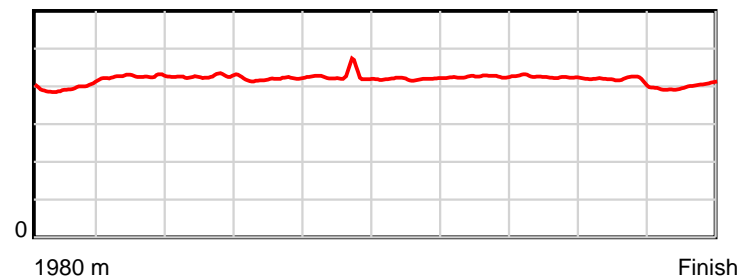
June 14, 2024, Race 3, WOODLANDS STUD SUPPORTING OUR FUTURE MOBILE PACE, Distance 1980m, Addington - Survey 1980m

| Result | TAB no. | Horse (Barrier) | 1980 to | 1800m to | 1600m to | 1400m to | 1200m to | 1000m to | 800m to | 600m to | 400m to | 200m to | Total or | Margin |
|--------|---------|------------------------------|---------|----------|----------|----------|----------|----------|---------|---------|---------|---------|----------|--------|
| 1st | 3 | Dynasty (3) | 1800m | 1600m | 1400m | 1200m | 1000m | 800m | 600m | 400m | 200m | WP | Average | |
| | | Position in running (margin) | - | 2(1.0) | 2(2.6) | 2(2.4) | 4(2.2) | 4(2.4) | 3(2.2) | 3(1.8) | 3(1.7) | 3(2.0) | | 0.00 |
| | | Sectional time (s) | 12.57 | 15.46 | 15.15 | 14.29 | 14.62 | 14.76 | 15.20 | 15.09 | 14.57 | 13.36 | | |
| | | Cumulative time (s) | 145.07 | 132.50 | 117.04 | 101.89 | 87.60 | 72.98 | 58.22 | 43.02 | 27.93 | 13.36 | 2:25.07 | |
| | | Speed (m/s) | 14.32 | 12.94 | 13.20 | 14.00 | 13.68 | 13.55 | 13.16 | 13.25 | 13.73 | 14.97 | 13.65 | |
| | | Stride length (m) | 5.75 | 5.52 | 5.63 | 5.87 | 5.83 | 5.68 | 5.60 | 5.63 | 5.73 | 6.00 | 5.72 | |
| | | Stride duration (s) | 0.396 | 0.426 | 0.427 | 0.419 | 0.426 | 0.419 | 0.426 | 0.425 | 0.418 | 0.400 | 0.419 | |
| | | Stride efficiency (%) | 51.69 | 47.56 | 49.51 | 53.83 | 53.08 | 50.46 | 49.02 | 49.61 | 51.32 | 56.16 | 51.13 | |
| | | Stride count | 31.30 | 36.25 | 35.53 | 34.08 | 34.32 | 35.20 | 35.71 | 35.49 | 34.90 | 33.36 | 346.14 | |

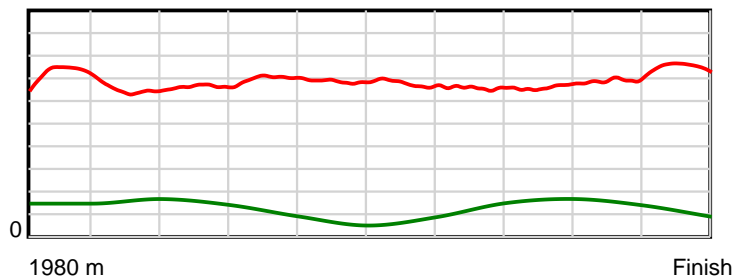
10 m Stride length



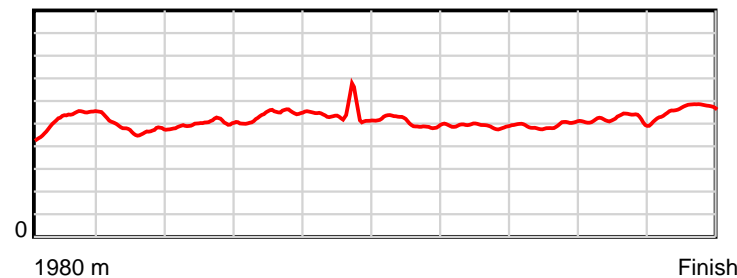
0.6 s Stride duration



20 m/sec Speed



100 % Stride efficiency



Note: Horizontal distance axis grid lines are 200m furlongs.

Disclaimer.

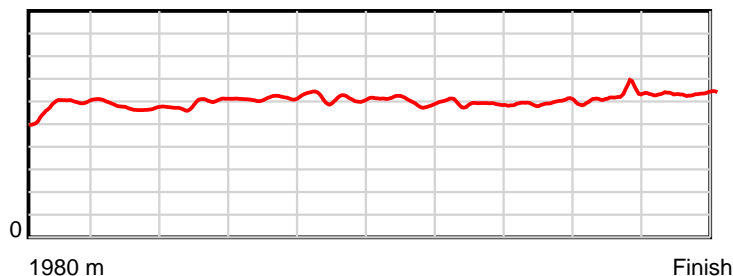
HRNZ and NZMTC and Thoroughbred Ratings Pty Ltd accepts no responsibility for the completeness or accuracy of any of the information contained herein, and makes no representations about its suitability for any particular purpose. Users should make their own judgements about those matters and/or seek independent advice. You assume all risks associated with use of the data provided on this page.

Race Results

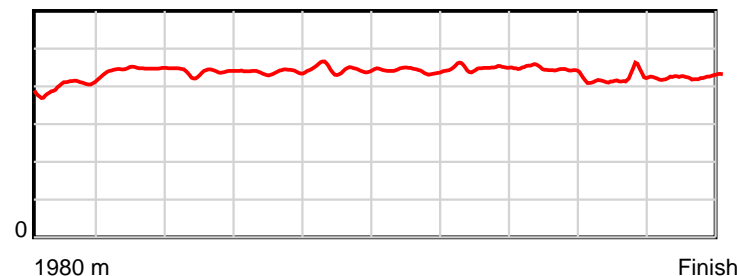
June 14, 2024, Race 3, WOODLANDS STUD SUPPORTING OUR FUTURE MOBILE PACE, Distance 1980m, Addington - Survey 1980m

| Result | TAB no. | Horse (Barrier) | 1980 to | 1800m to | 1600m to | 1400m to | 1200m to | 1000m to | 800m to | 600m to | 400m to | 200m to | Total or | Margin |
|--------|---------|------------------------------|--------------|--------------|--------------|--------------|--------------|-------------|-------------|-------------|-------------|-----------|----------------|--------|
| 2nd | 4 | Shakira (4) | 1800m | 1600m | 1400m | 1200m | 1000m | 800m | 600m | 400m | 200m | WP | Average | |
| | | Position in running (margin) | - | 3(2.0) | 5(6.1) | 7(5.9) | 8(5.6) | 9(7.2) | 9(8.4) | 9(8.3) | 10(8.8) | 8(4.5) | | 2.70 |
| | | Sectional time (s) | 12.72 | 15.87 | 15.17 | 14.26 | 14.88 | 14.99 | 15.24 | 15.19 | 13.81 | 13.40 | | |
| | | Cumulative time (s) | 145.53 | 132.81 | 116.94 | 101.77 | 87.51 | 72.63 | 57.64 | 42.40 | 27.21 | 13.40 | 2:25.53 | |
| | | Speed (m/s) | 14.15 | 12.60 | 13.18 | 14.03 | 13.44 | 13.34 | 13.12 | 13.17 | 14.48 | 14.93 | 13.61 | |
| | | Stride length (m) | 5.75 | 5.63 | 5.79 | 6.15 | 6.00 | 5.88 | 5.90 | 5.82 | 6.08 | 6.35 | 5.93 | |
| | | Stride duration (s) | 0.401 | 0.447 | 0.439 | 0.438 | 0.446 | 0.441 | 0.450 | 0.442 | 0.420 | 0.426 | 0.436 | |
| | | Stride efficiency (%) | 51.67 | 49.47 | 52.33 | 59.05 | 56.20 | 54.10 | 54.35 | 52.99 | 57.70 | 63.07 | 54.94 | |
| | | Stride count | 31.30 | 35.55 | 34.56 | 32.54 | 33.35 | 33.99 | 33.91 | 34.34 | 32.91 | 31.48 | 333.93 | |

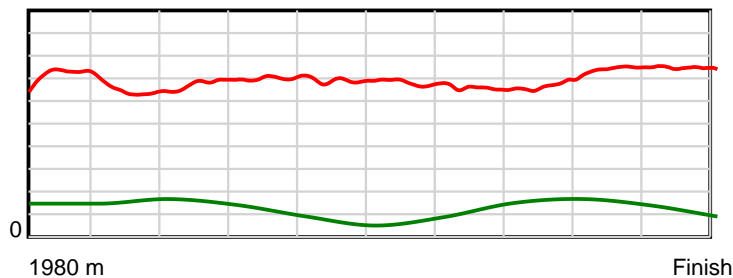
10 m Stride length



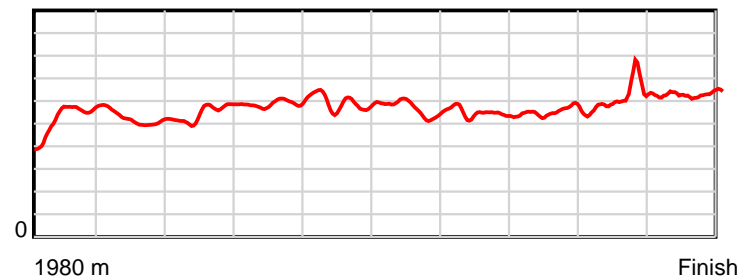
0.6 s Stride duration



20 m/sec Speed



100 % Stride efficiency



Note: Horizontal distance axis grid lines are 200m furlongs.

Disclaimer.

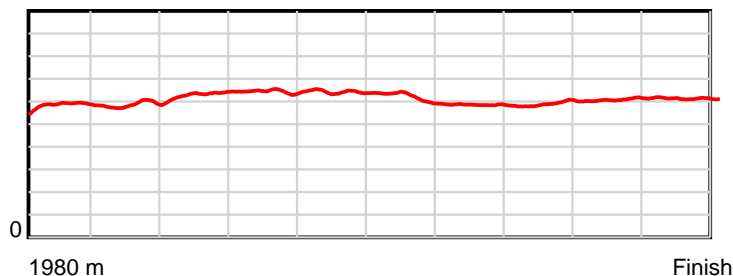
HRNZ and NZMTC and Thoroughbred Ratings Pty Ltd accepts no responsibility for the completeness or accuracy of any of the information contained herein, and makes no representations about its suitability for any particular purpose. Users should make their own judgements about those matters and/or seek independent advice. You assume all risks associated with use of the data provided on this page.

Race Results

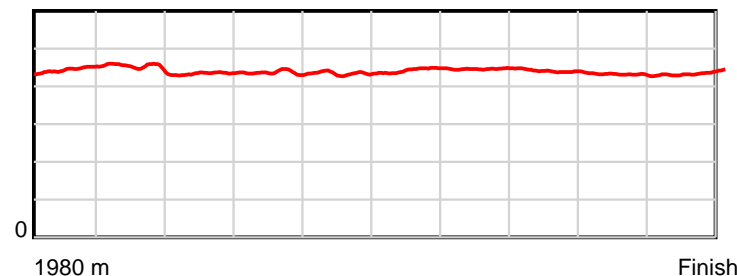
June 14, 2024, Race 3, WOODLANDS STUD SUPPORTING OUR FUTURE MOBILE PACE, Distance 1980m, Addington - Survey 1980m

| Result | TAB no. | Horse (Barrier) | 1980 to | 1800m to | 1600m to | 1400m to | 1200m to | 1000m to | 800m to | 600m to | 400m to | 200m to | Total or | Margin |
|--------|---------|------------------------------|--------------|--------------|--------------|--------------|--------------|-------------|-------------|-------------|-------------|-----------|----------------|--------|
| 3rd | 9 | Dancing Desire (9) | 1800m | 1600m | 1400m | 1200m | 1000m | 800m | 600m | 400m | 200m | WP | Average | |
| | | Position in running (margin) | - | 14(9.8) | 14(15.0) | 11(8.5) | 6(3.7) | 2(1.5) | 2(1.4) | 2(1.4) | 2(1.4) | 2(0.3) | | 3.20 |
| | | Sectional time (s) | 14.00 | 16.05 | 14.12 | 13.51 | 14.23 | 14.78 | 15.24 | 15.13 | 14.34 | 14.22 | | |
| | | Cumulative time (s) | 145.62 | 131.62 | 115.57 | 101.45 | 87.94 | 73.71 | 58.93 | 43.69 | 28.56 | 14.22 | 2:25.62 | |
| | | Speed (m/s) | 12.86 | 12.46 | 14.16 | 14.80 | 14.05 | 13.53 | 13.12 | 13.22 | 13.95 | 14.06 | 13.60 | |
| | | Stride length (m) | 5.81 | 5.63 | 6.15 | 6.45 | 6.11 | 6.01 | 5.86 | 5.81 | 6.01 | 6.12 | 5.99 | |
| | | Stride duration (s) | 0.445 | 0.452 | 0.434 | 0.436 | 0.434 | 0.444 | 0.446 | 0.439 | 0.431 | 0.435 | 0.441 | |
| | | Stride efficiency (%) | 52.80 | 49.51 | 59.13 | 65.10 | 58.27 | 56.39 | 53.62 | 52.76 | 56.49 | 58.56 | 56.08 | |
| | | Stride count | 30.97 | 35.53 | 32.51 | 30.99 | 32.75 | 33.29 | 34.14 | 34.42 | 33.26 | 32.67 | 330.53 | |

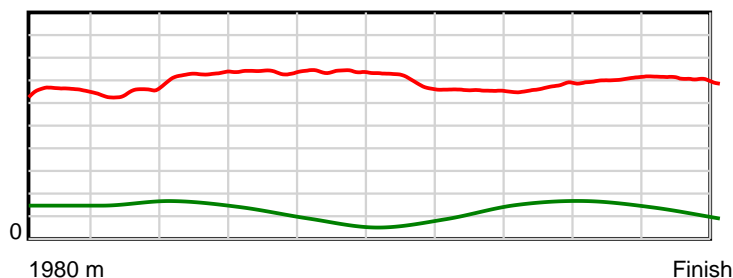
10 m Stride length



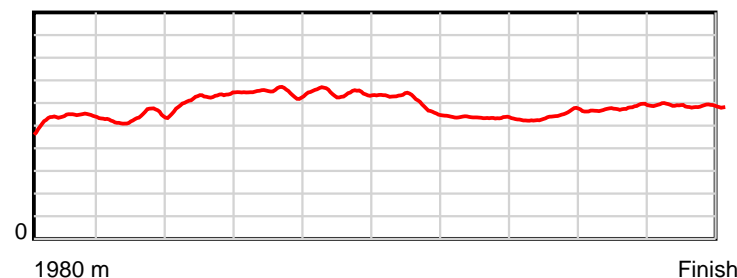
0.6 s Stride duration



20 m/sec Speed



100 % Stride efficiency



Note: Horizontal distance axis grid lines are 200m furlongs.

Disclaimer.

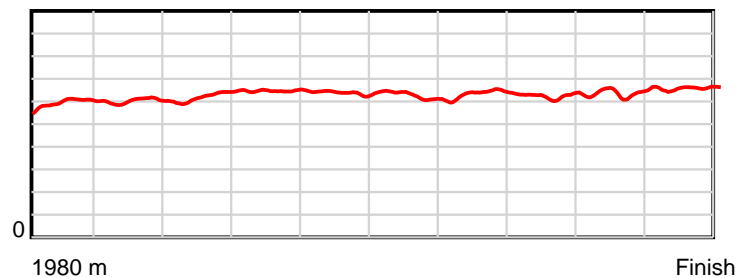
HRNZ and NZMTC and Thoroughbred Ratings Pty Ltd accepts no responsibility for the completeness or accuracy of any of the information contained herein, and makes no representations about its suitability for any particular purpose. Users should make their own judgements about those matters and/or seek independent advice. You assume all risks associated with use of the data provided on this page.

Race Results

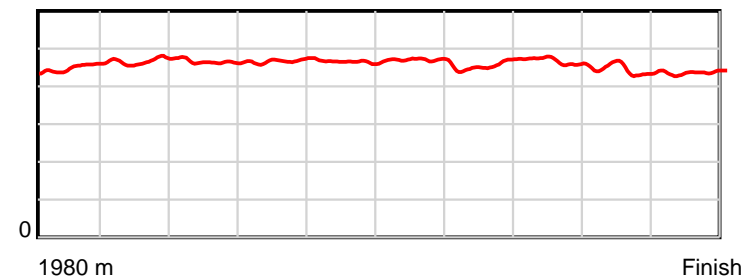
June 14, 2024, Race 3, WOODLANDS STUD SUPPORTING OUR FUTURE MOBILE PACE, Distance 1980m, Addington - Survey 1980m

| Result | TAB no. | Horse (Barrier) | 1980 to | 1800m to | 1600m to | 1400m to | 1200m to | 1000m to | 800m to | 600m to | 400m to | 200m to | Total or | Margin |
|--------|---------|------------------------------|---------|----------|----------|----------|----------|----------|----------|----------|---------|---------|----------|--------|
| 4th | 8 | Maren Franco (8) | 1800m | 1600m | 1400m | 1200m | 1000m | 800m | 600m | 400m | 200m | WP | Average | |
| | | Position in running (margin) | - | 13(8.1) | 13(13.0) | 14(13.2) | 14(13.4) | 14(14.9) | 14(16.4) | 12(10.6) | 11(8.9) | 11(7.0) | | 3.30 |
| | | Sectional time (s) | 13.61 | 16.01 | 15.23 | 14.34 | 14.85 | 15.05 | 14.30 | 14.82 | 14.20 | 13.21 | | |
| | | Cumulative time (s) | 145.62 | 132.01 | 116.00 | 100.77 | 86.43 | 71.58 | 56.53 | 42.23 | 27.41 | 13.21 | 2:25.62 | |
| | | Speed (m/s) | 13.22 | 12.49 | 13.13 | 13.95 | 13.47 | 13.29 | 13.99 | 13.50 | 14.08 | 15.14 | 13.60 | |
| | | Stride length (m) | 5.93 | 5.84 | 6.11 | 6.52 | 6.26 | 6.23 | 6.38 | 6.27 | 6.24 | 6.61 | 6.24 | |
| | | Stride duration (s) | 0.450 | 0.468 | 0.465 | 0.468 | 0.465 | 0.469 | 0.456 | 0.465 | 0.443 | 0.436 | 0.459 | |
| | | Stride efficiency (%) | 54.98 | 53.29 | 58.32 | 66.49 | 61.25 | 60.64 | 63.67 | 61.53 | 60.90 | 68.20 | 60.75 | |
| | | Stride count | 30.35 | 34.25 | 32.74 | 30.66 | 31.94 | 32.10 | 31.33 | 31.87 | 32.04 | 30.27 | 317.55 | |

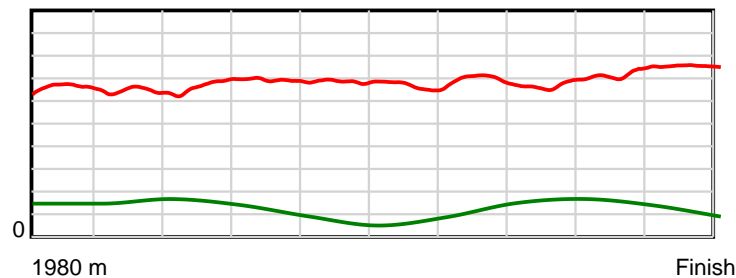
10 m Stride length



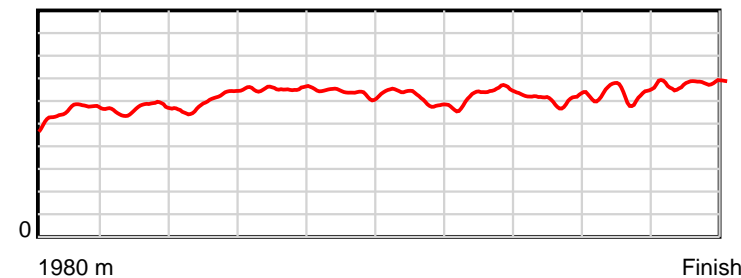
0.6 s Stride duration



20 m/sec Speed



100 % Stride efficiency



Note: Horizontal distance axis grid lines are 200m furlongs.

Disclaimer.

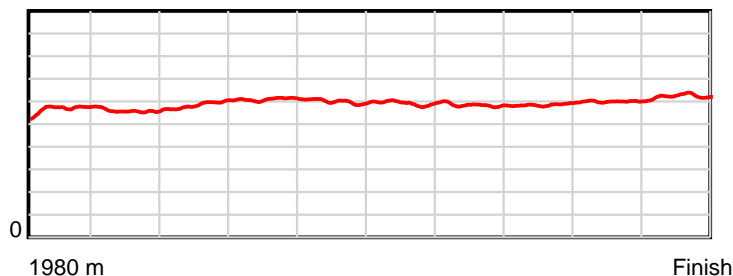
HRNZ and NZMTC and Thoroughbred Ratings Pty Ltd accepts no responsibility for the completeness or accuracy of any of the information contained herein, and makes no representations about its suitability for any particular purpose. Users should make their own judgements about those matters and/or seek independent advice. You assume all risks associated with use of the data provided on this page.

Race Results

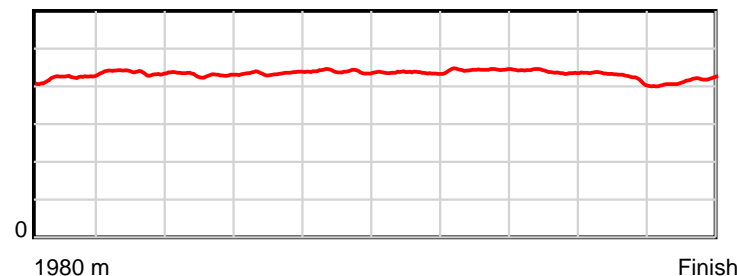
June 14, 2024, Race 3, WOODLANDS STUD SUPPORTING OUR FUTURE MOBILE PACE, Distance 1980m, Addington - Survey 1980m

| Result | TAB no. | Horse (Barrier) | 1980 to | 1800m to | 1600m to | 1400m to | 1200m to | 1000m to | 800m to | 600m to | 400m to | 200m to | Total or | Margin |
|--------|---------|------------------------------|--------------|--------------|--------------|--------------|--------------|-------------|-------------|-------------|-------------|-----------|----------------|--------|
| 5th | 6 | Flying Bird (6) | 1800m | 1600m | 1400m | 1200m | 1000m | 800m | 600m | 400m | 200m | WP | Average | |
| | | Position in running (margin) | - | 11(7.7) | 12(11.5) | 12(8.8) | 11(8.1) | 11(8.9) | 10(8.7) | 10(8.4) | 9(7.5) | 9(6.1) | | 3.40 |
| | | Sectional time (s) | 13.66 | 15.82 | 14.74 | 14.20 | 14.74 | 14.74 | 15.23 | 14.95 | 14.29 | 13.28 | | |
| | | Cumulative time (s) | 145.65 | 131.99 | 116.17 | 101.43 | 87.23 | 72.49 | 57.75 | 42.52 | 27.57 | 13.28 | 2:25.65 | |
| | | Speed (m/s) | 13.18 | 12.64 | 13.57 | 14.08 | 13.57 | 13.57 | 13.13 | 13.38 | 14.00 | 15.06 | 13.59 | |
| | | Stride length (m) | 5.63 | 5.52 | 5.85 | 6.13 | 5.96 | 5.91 | 5.84 | 5.87 | 5.95 | 6.23 | 5.89 | |
| | | Stride duration (s) | 0.423 | 0.437 | 0.431 | 0.435 | 0.440 | 0.436 | 0.445 | 0.439 | 0.425 | 0.414 | 0.433 | |
| | | Stride efficiency (%) | 49.51 | 47.67 | 53.40 | 58.74 | 55.59 | 54.58 | 53.25 | 53.81 | 55.36 | 60.70 | 54.13 | |
| | | Stride count | 31.98 | 36.21 | 34.21 | 32.62 | 33.53 | 33.84 | 34.26 | 34.08 | 33.60 | 32.09 | 336.42 | |

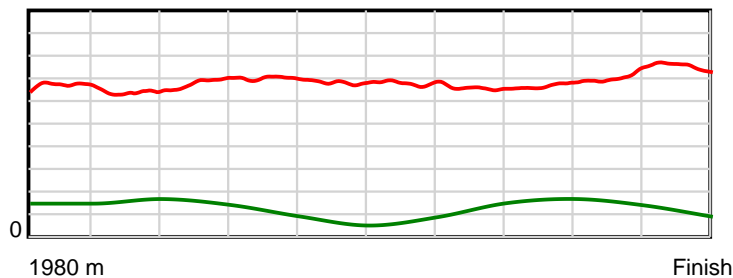
10 m Stride length



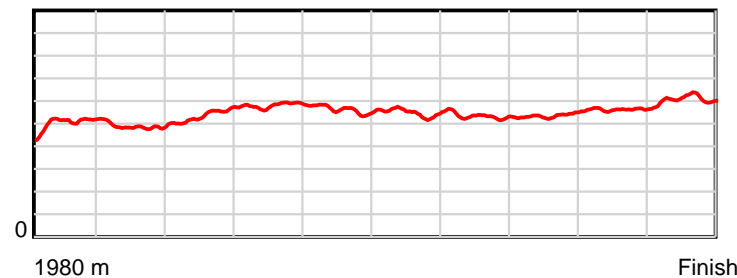
0.6 s Stride duration



20 m/sec Speed



100 % Stride efficiency



Note: Horizontal distance axis grid lines are 200m furlongs.

Disclaimer.

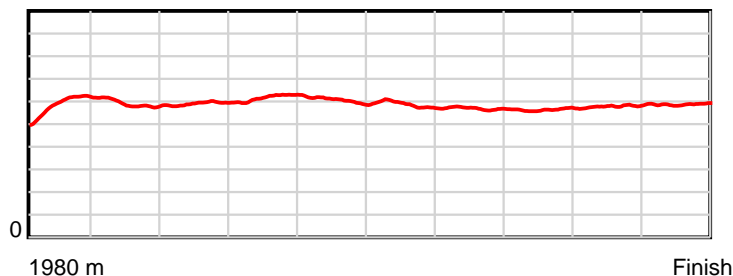
HRNZ and NZMTC and Thoroughbred Ratings Pty Ltd accepts no responsibility for the completeness or accuracy of any of the information contained herein, and makes no representations about its suitability for any particular purpose. Users should make their own judgements about those matters and/or seek independent advice. You assume all risks associated with use of the data provided on this page.

Race Results

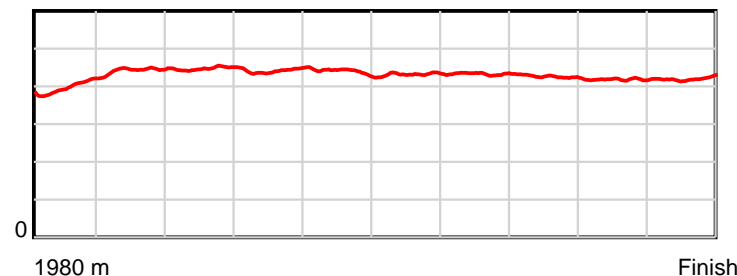
June 14, 2024, Race 3, WOODLANDS STUD SUPPORTING OUR FUTURE MOBILE PACE, Distance 1980m, Addington - Survey 1980m

| Result | TAB no. | Horse (Barrier) | 1980 to | 1800m to | 1600m to | 1400m to | 1200m to | 1000m to | 800m to | 600m to | 400m to | 200m to | Total or | Margin |
|--------|---------|------------------------------|--------------|--------------|--------------|--------------|--------------|-------------|-------------|-------------|-------------|-----------|----------------|--------|
| 6th | 5 | Follow Your Dr... (5) | 1800m | 1600m | 1400m | 1200m | 1000m | 800m | 600m | 400m | 200m | WP | Average | |
| | | Position in running (margin) | - | 1(0.0) | 1(0.0) | 1(0.0) | 1(0.0) | 1(0.0) | 1(0.0) | 1(0.0) | 1(0.0) | 1(0.0) | | 3.50 |
| | | Sectional time (s) | 12.23 | 15.19 | 15.19 | 14.32 | 14.60 | 14.79 | 15.27 | 15.10 | 14.52 | 14.46 | | |
| | | Cumulative time (s) | 145.67 | 133.44 | 118.25 | 103.06 | 88.74 | 74.14 | 59.35 | 44.08 | 28.98 | 14.46 | 2:25.67 | |
| | | Speed (m/s) | 14.72 | 13.17 | 13.17 | 13.97 | 13.70 | 13.52 | 13.10 | 13.25 | 13.77 | 13.83 | 13.59 | |
| | | Stride length (m) | 5.86 | 5.84 | 5.88 | 6.17 | 6.01 | 5.84 | 5.67 | 5.63 | 5.76 | 5.82 | 5.85 | |
| | | Stride duration (s) | 0.398 | 0.443 | 0.447 | 0.442 | 0.439 | 0.432 | 0.433 | 0.425 | 0.418 | 0.421 | 0.430 | |
| | | Stride efficiency (%) | 53.68 | 53.22 | 54.09 | 59.47 | 56.50 | 53.28 | 50.29 | 49.61 | 51.89 | 52.91 | 53.39 | |
| | | Stride count | 30.71 | 34.27 | 33.99 | 32.42 | 33.26 | 34.25 | 35.26 | 35.49 | 34.71 | 34.37 | 338.73 | |

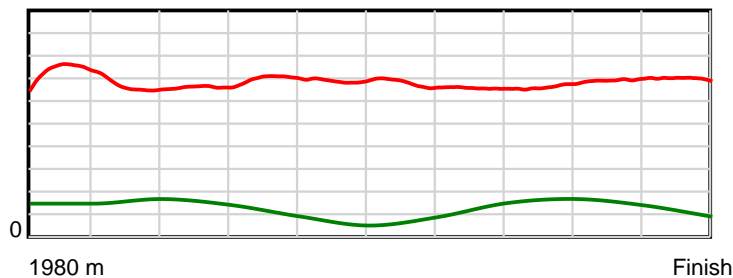
10 m Stride length



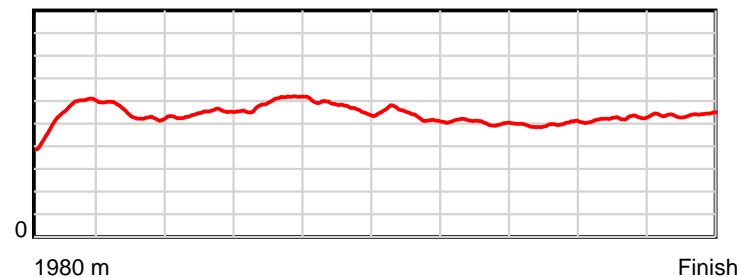
0.6 s Stride duration



20 m/sec Speed



100 % Stride efficiency



Note: Horizontal distance axis grid lines are 200m furlongs.

Disclaimer.

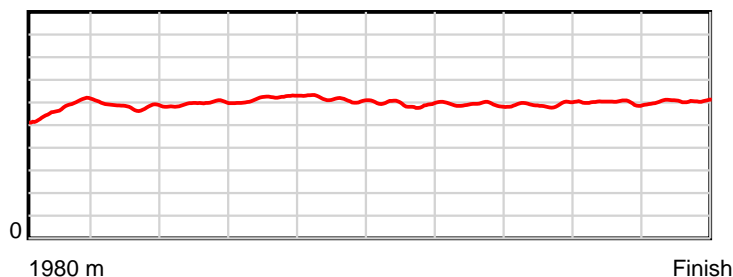
HRNZ and NZMTC and Thoroughbred Ratings Pty Ltd accepts no responsibility for the completeness or accuracy of any of the information contained herein, and makes no representations about its suitability for any particular purpose. Users should make their own judgements about those matters and/or seek independent advice. You assume all risks associated with use of the data provided on this page.

Race Results

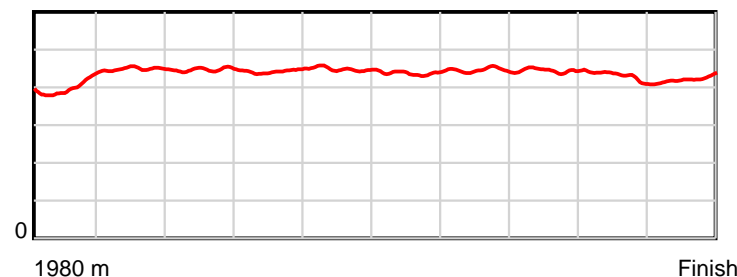
June 14, 2024, Race 3, WOODLANDS STUD SUPPORTING OUR FUTURE MOBILE PACE, Distance 1980m, Addington - Survey 1980m

| Result | TAB no. | Horse (Barrier) | 1980 to | 1800m to | 1600m to | 1400m to | 1200m to | 1000m to | 800m to | 600m to | 400m to | 200m to | Total or | Margin |
|--------|---------|------------------------------|---------|----------|----------|----------|----------|----------|---------|---------|---------|---------|----------|--------|
| 7th | 1 | Tact Teena (1) | 1800m | 1600m | 1400m | 1200m | 1000m | 800m | 600m | 400m | 200m | WP | Average | |
| | | Position in running (margin) | - | 4(3.1) | 4(5.9) | 5(4.7) | 7(4.4) | 6(5.4) | 5(5.2) | 5(4.4) | 5(4.8) | 5(3.6) | | 4.30 |
| | | Sectional time (s) | 13.00 | 15.66 | 15.00 | 14.27 | 14.76 | 14.77 | 15.13 | 15.17 | 14.31 | 13.74 | | |
| | | Cumulative time (s) | 145.81 | 132.81 | 117.15 | 102.15 | 87.88 | 73.12 | 58.35 | 43.22 | 28.05 | 13.74 | 2:25.81 | |
| | | Speed (m/s) | 13.85 | 12.77 | 13.33 | 14.02 | 13.55 | 13.54 | 13.22 | 13.18 | 13.98 | 14.56 | 13.58 | |
| | | Stride length (m) | 5.67 | 5.74 | 5.96 | 6.20 | 6.07 | 5.93 | 5.89 | 5.87 | 5.99 | 6.15 | 5.95 | |
| | | Stride duration (s) | 0.400 | 0.449 | 0.447 | 0.442 | 0.448 | 0.437 | 0.445 | 0.445 | 0.428 | 0.423 | 0.438 | |
| | | Stride efficiency (%) | 50.26 | 51.45 | 55.47 | 60.06 | 57.64 | 54.87 | 54.17 | 53.84 | 55.99 | 59.19 | 55.23 | |
| | | Stride count | 31.74 | 34.85 | 33.57 | 32.26 | 32.93 | 33.75 | 33.97 | 34.07 | 33.41 | 32.50 | 333.05 | |

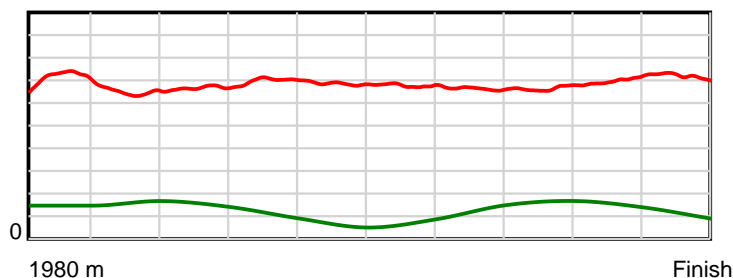
10 m Stride length



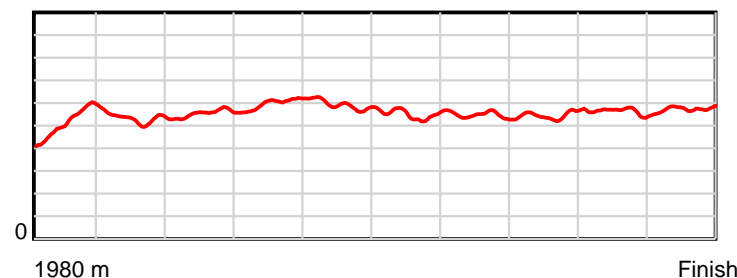
0.6 s Stride duration



20 m/sec Speed



100 % Stride efficiency



Note: Horizontal distance axis grid lines are 200m furlongs.

Disclaimer.

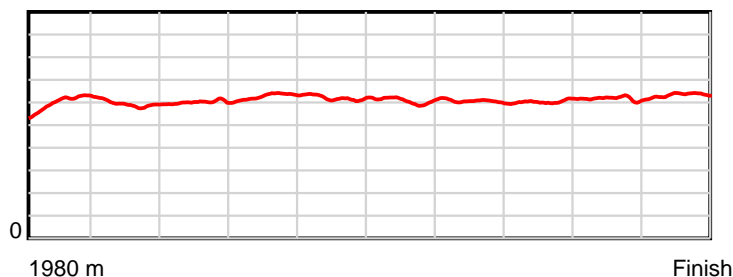
HRNZ and NZMTC and Thoroughbred Ratings Pty Ltd accepts no responsibility for the completeness or accuracy of any of the information contained herein, and makes no representations about its suitability for any particular purpose. Users should make their own judgements about those matters and/or seek independent advice. You assume all risks associated with use of the data provided on this page.

Race Results

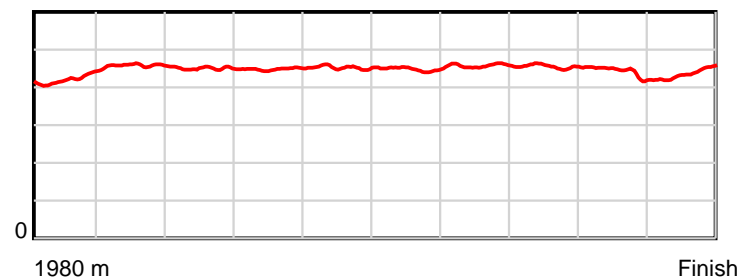
June 14, 2024, Race 3, WOODLANDS STUD SUPPORTING OUR FUTURE MOBILE PACE, Distance 1980m, Addington - Survey 1980m

| Result | TAB no. | Horse (Barrier) | 1980 to | 1800m to | 1600m to | 1400m to | 1200m to | 1000m to | 800m to | 600m to | 400m to | 200m to | Total or | Margin |
|--------|---------|------------------------------|---------|----------|----------|----------|----------|----------|---------|---------|---------|---------|----------|--------|
| 8th | 10 | Judgement Bay (10) | 1800m | 1600m | 1400m | 1200m | 1000m | 800m | 600m | 400m | 200m | WP | Average | |
| | | Position in running (margin) | - | 7(4.7) | 6(7.1) | 8(6.3) | 9(6.1) | 8(7.0) | 8(6.7) | 7(5.8) | 7(5.9) | 7(4.4) | | 5.00 |
| | | Sectional time (s) | 13.07 | 15.58 | 15.07 | 14.28 | 14.75 | 14.74 | 15.13 | 15.10 | 14.28 | 13.92 | | |
| | | Cumulative time (s) | 145.92 | 132.85 | 117.27 | 102.20 | 87.92 | 73.17 | 58.43 | 43.30 | 28.20 | 13.92 | 2:25.92 | |
| | | Speed (m/s) | 13.77 | 12.84 | 13.27 | 14.01 | 13.56 | 13.57 | 13.22 | 13.25 | 14.01 | 14.37 | 13.57 | |
| | | Stride length (m) | 6.00 | 5.88 | 5.97 | 6.28 | 6.14 | 6.08 | 6.05 | 6.02 | 6.18 | 6.29 | 6.09 | |
| | | Stride duration (s) | 0.422 | 0.458 | 0.450 | 0.449 | 0.452 | 0.448 | 0.458 | 0.455 | 0.441 | 0.438 | 0.449 | |
| | | Stride efficiency (%) | 56.29 | 54.03 | 55.73 | 61.71 | 58.84 | 57.75 | 57.18 | 56.69 | 59.66 | 61.90 | 57.92 | |
| | | Stride count | 29.99 | 34.01 | 33.49 | 31.83 | 32.59 | 32.90 | 33.06 | 33.21 | 32.37 | 31.78 | 325.23 | |

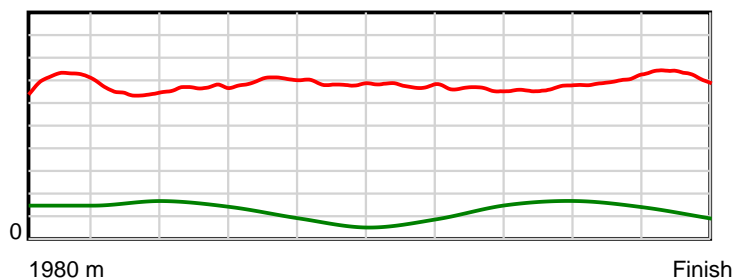
10 m Stride length



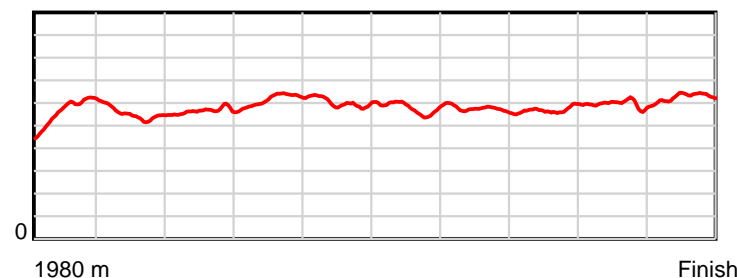
0.6 s Stride duration



20 m/sec Speed



100 % Stride efficiency



Note: Horizontal distance axis grid lines are 200m furlongs.

Disclaimer.

HRNZ and NZMTC and Thoroughbred Ratings Pty Ltd accepts no responsibility for the completeness or accuracy of any of the information contained herein, and makes no representations about its suitability for any particular purpose. Users should make their own judgements about those matters and/or seek independent advice. You assume all risks associated with use of the data provided on this page.

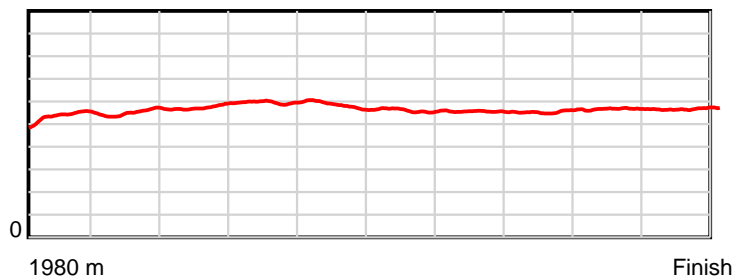


Race Results

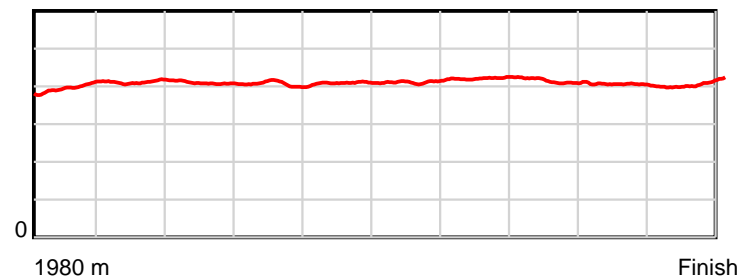
June 14, 2024, Race 3, WOODLANDS STUD SUPPORTING OUR FUTURE MOBILE PACE, Distance 1980m, Addington - Survey 1980m

| Result | TAB no. | Horse (Barrier) | 1980 to | 1800m to | 1600m to | 1400m to | 1200m to | 1000m to | 800m to | 600m to | 400m to | 200m to | Total or | Margin |
|--------|---------|------------------------------|--------------|--------------|--------------|--------------|--------------|-------------|-------------|-------------|-------------|-----------|----------------|--------|
| 9th | 7 | What A Minx (7) | 1800m | 1600m | 1400m | 1200m | 1000m | 800m | 600m | 400m | 200m | WP | Average | |
| | | Position in running (margin) | - | 10(6.9) | 9(8.8) | 6(5.8) | 3(2.2) | 3(1.8) | 4(2.7) | 4(2.3) | 4(2.7) | 4(3.4) | | 6.90 |
| | | Sectional time (s) | 13.50 | 15.50 | 14.70 | 13.71 | 14.54 | 14.94 | 15.21 | 15.16 | 14.64 | 14.34 | | |
| | | Cumulative time (s) | 146.24 | 132.74 | 117.24 | 102.54 | 88.83 | 74.29 | 59.35 | 44.14 | 28.98 | 14.34 | 2:26.24 | |
| | | Speed (m/s) | 13.33 | 12.90 | 13.61 | 14.59 | 13.76 | 13.39 | 13.15 | 13.19 | 13.66 | 13.95 | 13.54 | |
| | | Stride length (m) | 5.31 | 5.31 | 5.56 | 5.92 | 5.63 | 5.52 | 5.54 | 5.45 | 5.53 | 5.68 | 5.54 | |
| | | Stride duration (s) | 0.396 | 0.412 | 0.409 | 0.406 | 0.409 | 0.412 | 0.422 | 0.413 | 0.405 | 0.408 | 0.409 | |
| | | Stride efficiency (%) | 44.11 | 44.13 | 48.33 | 54.83 | 49.50 | 47.65 | 48.01 | 46.35 | 47.82 | 50.50 | 48.03 | |
| | | Stride count | 33.88 | 37.64 | 35.96 | 33.76 | 35.54 | 36.22 | 36.08 | 36.72 | 36.16 | 35.18 | 357.14 | |

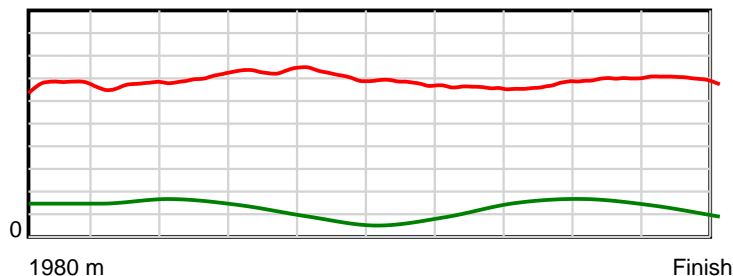
10 m Stride length



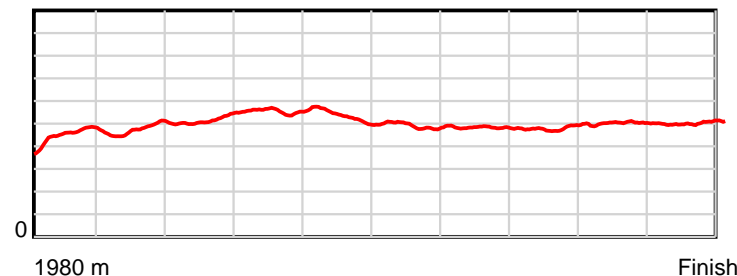
0.6 s Stride duration



20 m/sec Speed



100 % Stride efficiency



Note: Horizontal distance axis grid lines are 200m furlongs.

Disclaimer.

HRNZ and NZMTC and Thoroughbred Ratings Pty Ltd accepts no responsibility for the completeness or accuracy of any of the information contained herein, and makes no representations about its suitability for any particular purpose. Users should make their own judgements about those matters and/or seek independent advice. You assume all risks associated with use of the data provided on this page.

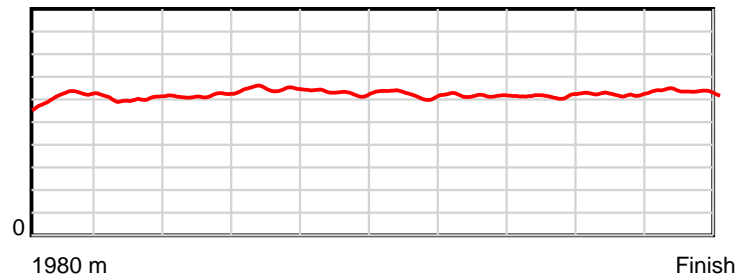


Race Results

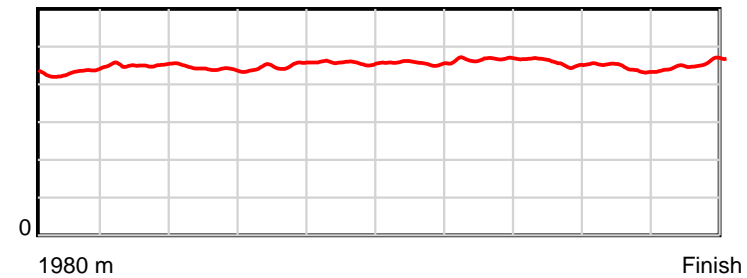
June 14, 2024, Race 3, WOODLANDS STUD SUPPORTING OUR FUTURE MOBILE PACE, Distance 1980m, Addington - Survey 1980m

| Result | TAB no. | Horse (Barrier) | 1980 to | 1800m to | 1600m to | 1400m to | 1200m to | 1000m to | 800m to | 600m to | 400m to | 200m to | Total or | Margin |
|--------|---------|------------------------------|--------------|--------------|--------------|--------------|--------------|-------------|-------------|-------------|-------------|-----------|----------------|--------|
| 10th | 13 | Double Quick (13) | 1800m | 1600m | 1400m | 1200m | 1000m | 800m | 600m | 400m | 200m | WP | Average | |
| | | Position in running (margin) | - | 8(5.7) | 7(7.6) | 4(4.1) | 2(1.8) | 5(4.0) | 6(5.3) | 6(5.0) | 6(5.3) | 6(4.2) | | 8.60 |
| | | Sectional time (s) | 13.33 | 15.50 | 14.62 | 13.93 | 14.97 | 15.01 | 15.21 | 15.16 | 14.33 | 14.47 | | |
| | | Cumulative time (s) | 146.53 | 133.20 | 117.70 | 103.08 | 89.15 | 74.18 | 59.17 | 43.96 | 28.80 | 14.47 | 2:26.53 | |
| | | Speed (m/s) | 13.50 | 12.90 | 13.68 | 14.36 | 13.36 | 13.32 | 13.15 | 13.19 | 13.96 | 13.82 | 13.51 | |
| | | Stride length (m) | 6.09 | 5.82 | 6.04 | 6.45 | 6.10 | 6.08 | 6.14 | 6.04 | 6.18 | 6.30 | 6.12 | |
| | | Stride duration (s) | 0.431 | 0.451 | 0.442 | 0.449 | 0.457 | 0.457 | 0.467 | 0.458 | 0.443 | 0.456 | 0.453 | |
| | | Stride efficiency (%) | 57.86 | 52.92 | 57.02 | 64.97 | 58.23 | 57.82 | 58.95 | 56.98 | 59.60 | 62.05 | 58.53 | |
| | | Stride count | 29.58 | 34.37 | 33.11 | 31.02 | 32.76 | 32.88 | 32.56 | 33.12 | 32.38 | 31.74 | 323.52 | |

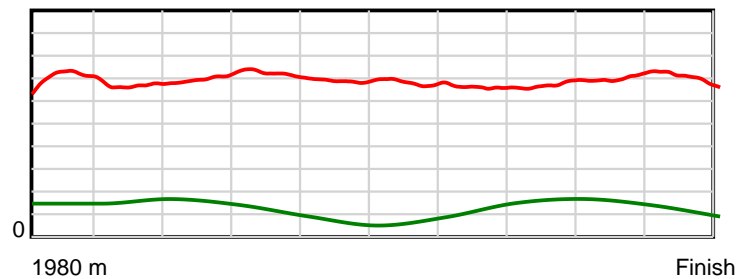
10 m Stride length



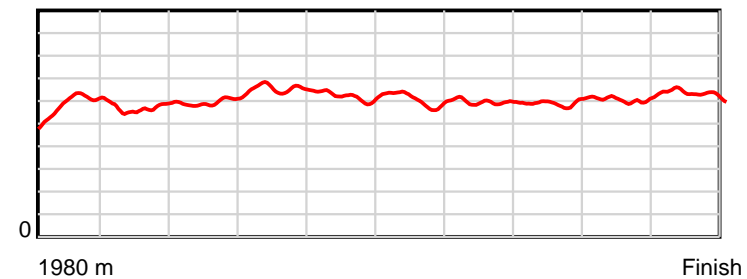
0.6 s Stride duration



20 m/sec Speed



100 % Stride efficiency



Note: Horizontal distance axis grid lines are 200m furlongs.

Disclaimer.

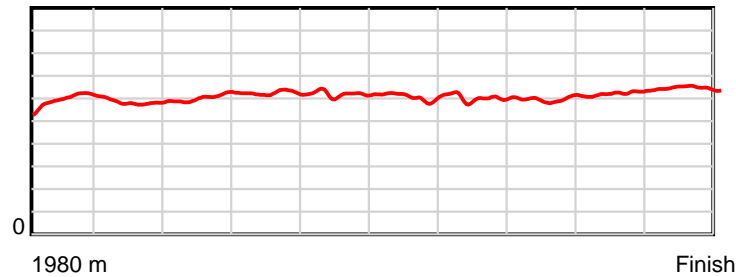
HRNZ and NZMTC and Thoroughbred Ratings Pty Ltd accepts no responsibility for the completeness or accuracy of any of the information contained herein, and makes no representations about its suitability for any particular purpose. Users should make their own judgements about those matters and/or seek independent advice. You assume all risks associated with use of the data provided on this page.

Race Results

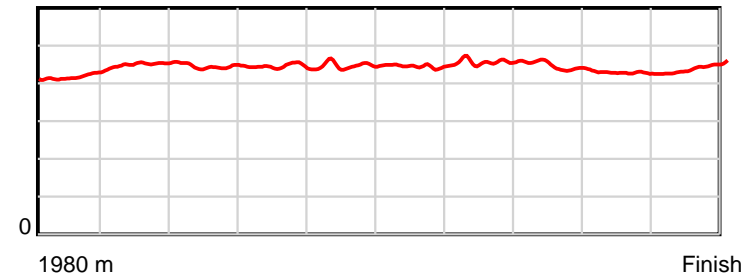
June 14, 2024, Race 3, WOODLANDS STUD SUPPORTING OUR FUTURE MOBILE PACE, Distance 1980m, Addington - Survey 1980m

| Result | TAB no. | Horse (Barrier) | 1980 to | 1800m to | 1600m to | 1400m to | 1200m to | 1000m to | 800m to | 600m to | 400m to | 200m to | Total or | Margin |
|--------|---------|------------------------------|--------------|--------------|--------------|--------------|--------------|-------------|-------------|-------------|-------------|-----------|----------------|--------|
| 11th | 2 | Jukebox Gypsy (2) | 1800m | 1600m | 1400m | 1200m | 1000m | 800m | 600m | 400m | 200m | WP | Average | |
| | | Position in running (margin) | - | 5(3.2) | 8(8.1) | 9(7.6) | 10(7.5) | 10(8.8) | 11(9.8) | 11(10.2) | 12(10.6) | 12(8.6) | | 8.70 |
| | | Sectional time (s) | 12.87 | 16.00 | 15.12 | 14.30 | 14.81 | 14.96 | 15.35 | 15.17 | 14.19 | 13.78 | | |
| | | Cumulative time (s) | 146.55 | 133.68 | 117.68 | 102.56 | 88.26 | 73.45 | 58.49 | 43.14 | 27.97 | 13.78 | 2:26.55 | |
| | | Speed (m/s) | 13.98 | 12.50 | 13.23 | 13.99 | 13.50 | 13.37 | 13.03 | 13.18 | 14.09 | 14.51 | 13.51 | |
| | | Stride length (m) | 5.92 | 5.63 | 5.89 | 6.22 | 6.05 | 5.95 | 5.97 | 5.87 | 6.03 | 6.43 | 5.99 | |
| | | Stride duration (s) | 0.418 | 0.450 | 0.445 | 0.445 | 0.448 | 0.445 | 0.458 | 0.445 | 0.428 | 0.443 | 0.443 | |
| | | Stride efficiency (%) | 54.77 | 49.51 | 54.18 | 60.43 | 57.11 | 55.38 | 55.63 | 53.83 | 56.73 | 64.58 | 56.04 | |
| | | Stride count | 30.40 | 35.53 | 33.97 | 32.16 | 33.08 | 33.60 | 33.52 | 34.08 | 33.19 | 31.11 | 330.64 | |

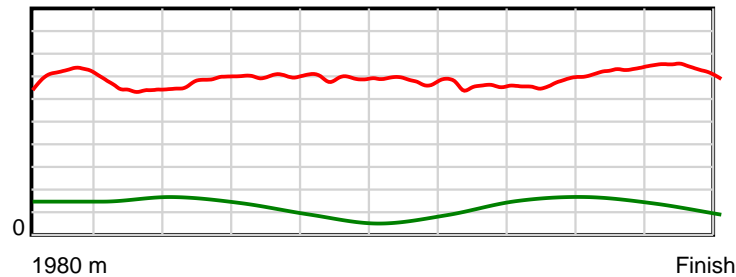
10 m Stride length



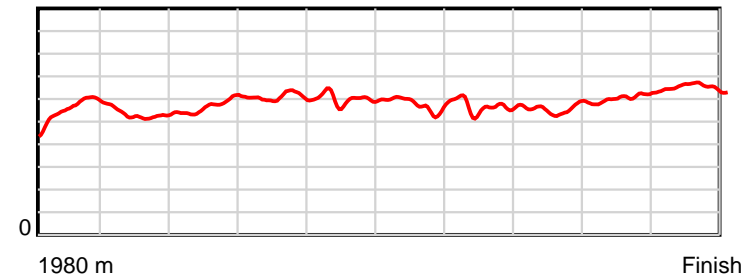
0.6 s Stride duration



20 m/sec Speed



100 % Stride efficiency



Note: Horizontal distance axis grid lines are 200m furlongs.

Disclaimer.

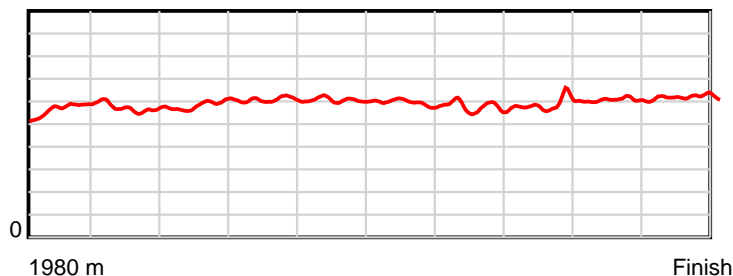
HRNZ and NZMTC and Thoroughbred Ratings Pty Ltd accepts no responsibility for the completeness or accuracy of any of the information contained herein, and makes no representations about its suitability for any particular purpose. Users should make their own judgements about those matters and/or seek independent advice. You assume all risks associated with use of the data provided on this page.

Race Results

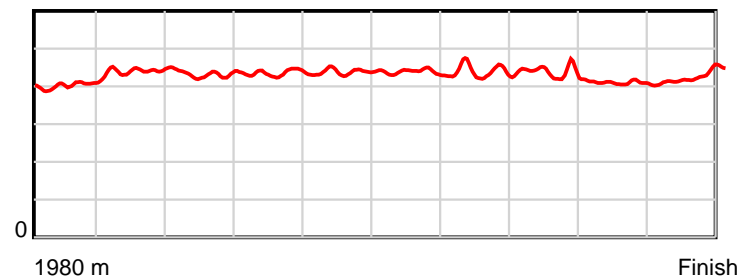
June 14, 2024, Race 3, WOODLANDS STUD SUPPORTING OUR FUTURE MOBILE PACE, Distance 1980m, Addington - Survey 1980m

| Result | TAB no. | Horse (Barrier) | 1980 to | 1800m to | 1600m to | 1400m to | 1200m to | 1000m to | 800m to | 600m to | 400m to | 200m to | Total or | Margin |
|--------|---------|------------------------------|---------|----------|----------|----------|----------|----------|----------|----------|----------|---------|----------|--------|
| 12th | 11 | Trojan Princes... (11) | 1800m | 1600m | 1400m | 1200m | 1000m | 800m | 600m | 400m | 200m | WP | Average | |
| | | Position in running (margin) | - | 9(6.0) | 10(9.0) | 10(8.5) | 12(8.8) | 12(10.6) | 12(12.2) | 13(12.2) | 13(11.7) | 13(8.9) | | 9.60 |
| | | Sectional time (s) | 13.38 | 15.69 | 15.10 | 14.37 | 14.89 | 15.06 | 15.27 | 15.03 | 14.06 | 13.84 | | |
| | | Cumulative time (s) | 146.69 | 133.31 | 117.62 | 102.52 | 88.15 | 73.26 | 58.20 | 42.93 | 27.90 | 13.84 | 2:26.69 | |
| | | Speed (m/s) | 13.45 | 12.75 | 13.25 | 13.92 | 13.43 | 13.28 | 13.10 | 13.31 | 14.22 | 14.45 | 13.50 | |
| | | Stride length (m) | 5.62 | 5.62 | 5.73 | 6.06 | 5.89 | 5.81 | 5.76 | 5.78 | 5.82 | 6.21 | 5.83 | |
| | | Stride duration (s) | 0.402 | 0.441 | 0.433 | 0.435 | 0.439 | 0.437 | 0.440 | 0.434 | 0.409 | 0.430 | 0.432 | |
| | | Stride efficiency (%) | 49.43 | 49.44 | 51.25 | 57.34 | 54.21 | 52.74 | 51.90 | 52.22 | 52.86 | 60.23 | 53.06 | |
| | | Stride count | 32.00 | 35.56 | 34.92 | 33.02 | 33.96 | 34.43 | 34.70 | 34.60 | 34.39 | 32.22 | 339.80 | |

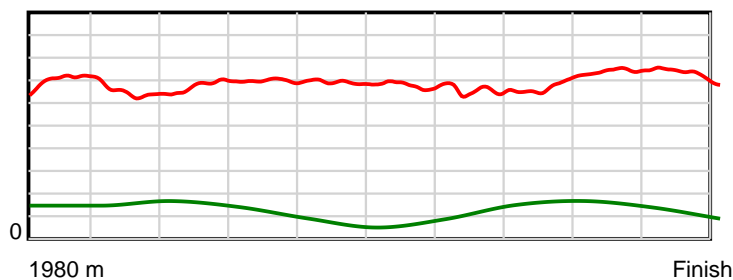
10 m Stride length



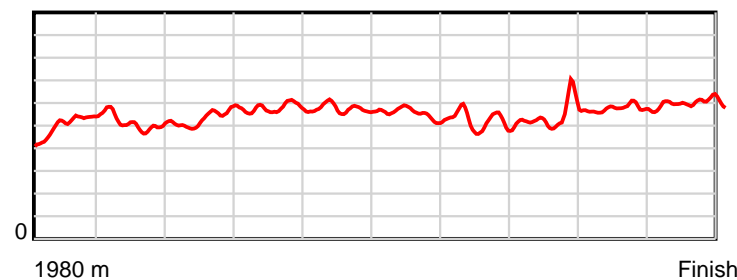
0.6 s Stride duration



20 m/sec Speed



100 % Stride efficiency



Note: Horizontal distance axis grid lines are 200m furlongs.

Disclaimer.

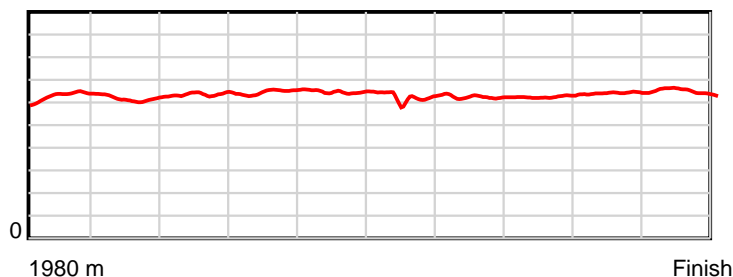
HRNZ and NZMTC and Thoroughbred Ratings Pty Ltd accepts no responsibility for the completeness or accuracy of any of the information contained herein, and makes no representations about its suitability for any particular purpose. Users should make their own judgements about those matters and/or seek independent advice. You assume all risks associated with use of the data provided on this page.

Race Results

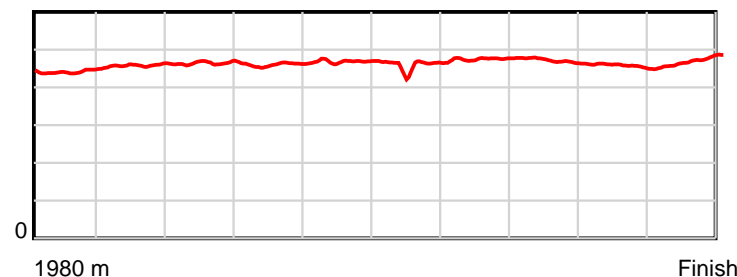
June 14, 2024, Race 3, WOODLANDS STUD SUPPORTING OUR FUTURE MOBILE PACE, Distance 1980m, Addington - Survey 1980m

| Result | TAB no. | Horse (Barrier) | 1980 to | 1800m to | 1600m to | 1400m to | 1200m to | 1000m to | 800m to | 600m to | 400m to | 200m to | Total or | Margin |
|--------|---------|------------------------------|--------------|--------------|--------------|--------------|--------------|-------------|-------------|-------------|-------------|-----------|----------------|--------|
| 13th | 14 | Woodlea Jewel (14) | 1800m | 1600m | 1400m | 1200m | 1000m | 800m | 600m | 400m | 200m | WP | Average | |
| | | Position in running (margin) | - | 6(4.6) | 3(5.2) | 3(3.5) | 5(3.5) | 7(5.5) | 7(6.4) | 8(6.6) | 8(6.7) | 10(6.4) | | 11.40 |
| | | Sectional time (s) | 13.11 | 15.28 | 14.92 | 14.31 | 14.94 | 14.94 | 15.30 | 15.12 | 14.47 | 14.62 | | |
| | | Cumulative time (s) | 147.01 | 133.90 | 118.62 | 103.70 | 89.39 | 74.45 | 59.51 | 44.21 | 29.09 | 14.62 | 2:27.01 | |
| | | Speed (m/s) | 13.73 | 13.09 | 13.40 | 13.98 | 13.39 | 13.39 | 13.07 | 13.23 | 13.82 | 13.68 | 13.47 | |
| | | Stride length (m) | 6.27 | 6.00 | 6.22 | 6.43 | 6.27 | 6.13 | 6.22 | 6.22 | 6.31 | 6.46 | 6.25 | |
| | | Stride duration (s) | 0.441 | 0.459 | 0.464 | 0.460 | 0.469 | 0.458 | 0.476 | 0.470 | 0.456 | 0.472 | 0.464 | |
| | | Stride efficiency (%) | 61.39 | 56.26 | 60.39 | 64.60 | 61.49 | 58.74 | 60.47 | 60.46 | 62.15 | 65.12 | 61.03 | |
| | | Stride count | 28.72 | 33.33 | 32.17 | 31.11 | 31.88 | 32.62 | 32.15 | 32.15 | 31.71 | 30.98 | 316.82 | |

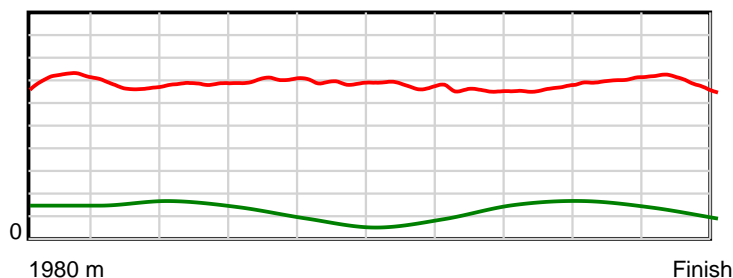
10 m Stride length



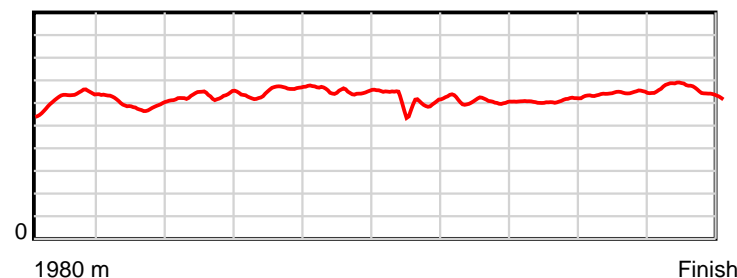
0.6 s Stride duration



20 m/sec Speed



100 % Stride efficiency



Note: Horizontal distance axis grid lines are 200m furlongs.

Disclaimer.

HRNZ and NZMTC and Thoroughbred Ratings Pty Ltd accepts no responsibility for the completeness or accuracy of any of the information contained herein, and makes no representations about its suitability for any particular purpose. Users should make their own judgements about those matters and/or seek independent advice. You assume all risks associated with use of the data provided on this page.

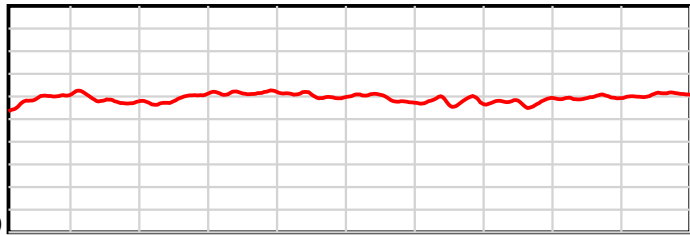
Race Results

June 14, 2024, Race 3, WOODLANDS STUD SUPPORTING OUR FUTURE MOBILE PACE, Distance 1980m, Addington - Survey 1980m

| Result | TAB no. | Horse (Barrier) | 1980 to | 1800m to | 1600m to | 1400m to | 1200m to | 1000m to | 800m to | 600m to | 400m to | 200m to | Total or | Margin |
|--------|---------|------------------------------|--------------|--------------|--------------|--------------|--------------|-------------|-------------|-------------|-------------|-----------|----------------|--------|
| 14th | 12 | First Rose (12) | 1800m | 1600m | 1400m | 1200m | 1000m | 800m | 600m | 400m | 200m | WP | Average | |
| | | Position in running (margin) | - | 12(7.8) | 11(11.0) | 13(10.6) | 13(11.3) | 13(13.0) | 13(15.0) | 14(14.3) | 14(14.1) | 14(10.6) | | 13.90 |
| | | Sectional time (s) | 13.54 | 15.72 | 15.13 | 14.43 | 14.89 | 15.13 | 15.14 | 15.08 | 13.93 | 14.43 | | |
| | | Cumulative time (s) | 147.42 | 133.88 | 118.16 | 103.03 | 88.60 | 73.71 | 58.58 | 43.44 | 28.36 | 14.43 | 2:27.42 | |
| | | Speed (m/s) | 13.29 | 12.72 | 13.22 | 13.86 | 13.43 | 13.22 | 13.21 | 13.26 | 14.36 | 13.86 | 13.43 | |
| | | Stride length (m) | 5.84 | 5.76 | 5.82 | 6.13 | 5.88 | 5.78 | 5.79 | 5.70 | 5.93 | 6.03 | 5.86 | |
| | | Stride duration (s) | 0.425 | 0.453 | 0.440 | 0.442 | 0.437 | 0.438 | 0.438 | 0.430 | 0.413 | 0.435 | 0.436 | |
| | | Stride efficiency (%) | 53.26 | 51.83 | 52.86 | 58.71 | 53.99 | 52.28 | 52.36 | 50.77 | 54.98 | 56.74 | 53.71 | |
| | | Stride count | 30.83 | 34.73 | 34.39 | 32.63 | 34.03 | 34.58 | 34.55 | 35.09 | 33.72 | 33.19 | 337.74 | |

10 m

Stride length

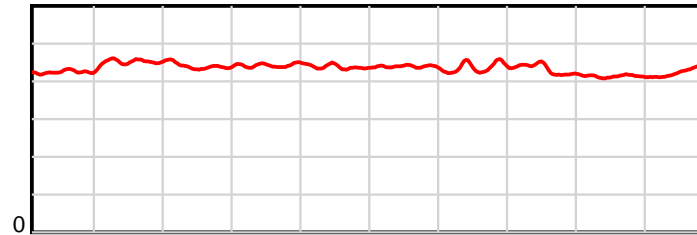


1980 m

Finish

0.6 s

Stride duration

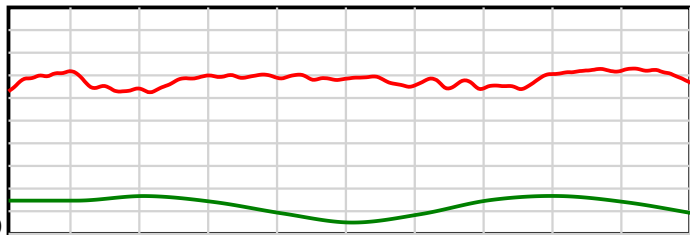


1980 m

Finish

20 m/sec

Speed

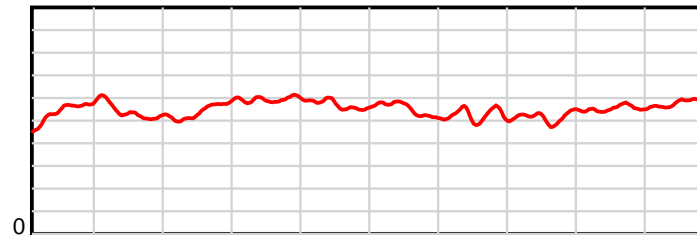


1980 m

Finish

100 %

Stride efficiency



1980 m

Finish

Note: Horizontal distance axis grid lines are 200m furlongs.

Disclaimer.

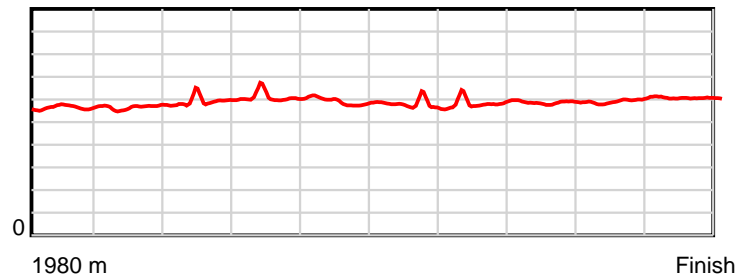
HRNZ and NZMTC and Thoroughbred Ratings Pty Ltd accepts no responsibility for the completeness or accuracy of any of the information contained herein, and makes no representations about its suitability for any particular purpose. Users should make their own judgements about those matters and/or seek independent advice. You assume all risks associated with use of the data provided on this page.

Race Results

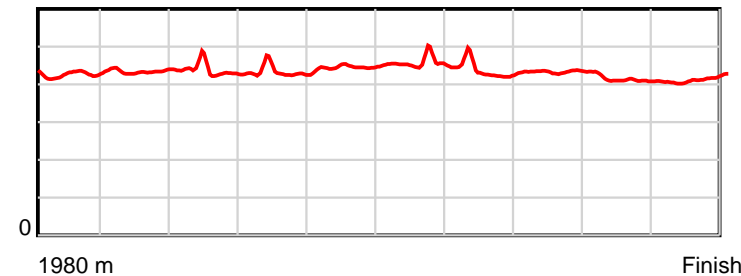
June 14, 2024, Race 4, TYRE GENERAL MOBILE TROT, Distance 1980m, Addington - Survey 1980m

| Result | TAB no. | Horse (Barrier) | 1980 to | 1800m to | 1600m to | 1400m to | 1200m to | 1000m to | 800m to | 600m to | 400m to | 200m to | Total or | Margin |
|--------|---------|------------------------------|--------------|--------------|--------------|--------------|--------------|-------------|-------------|-------------|-------------|-----------|----------------|--------|
| 1st | 11 | George Eliot (0) | 1800m | 1600m | 1400m | 1200m | 1000m | 800m | 600m | 400m | 200m | WP | Average | |
| | | Position in running (margin) | - | 7(7.5) | 7(9.3) | 7(9.7) | 7(9.1) | 8(8.4) | 8(7.4) | 7(6.8) | 7(5.1) | 3(0.8) | | 0.00 |
| | | Sectional time (s) | 14.14 | 15.59 | 15.09 | 14.16 | 15.44 | 16.06 | 14.83 | 15.16 | 14.34 | 13.66 | | |
| | | Cumulative time (s) | 148.47 | 134.33 | 118.74 | 103.65 | 89.49 | 74.05 | 57.99 | 43.16 | 28.00 | 13.66 | 2:28.47 | |
| | | Speed (m/s) | 12.73 | 12.83 | 13.25 | 14.12 | 12.95 | 12.45 | 13.49 | 13.19 | 13.95 | 14.64 | 13.34 | |
| | | Stride length (m) | 5.62 | 5.57 | 5.76 | 6.09 | 5.78 | 5.66 | 5.86 | 5.71 | 5.74 | 6.06 | 5.78 | |
| | | Stride duration (s) | 0.425 | 0.434 | 0.434 | 0.431 | 0.446 | 0.454 | 0.434 | 0.433 | 0.412 | 0.414 | 0.434 | |
| | | Stride efficiency (%) | 49.38 | 48.52 | 51.80 | 57.96 | 52.19 | 50.00 | 53.59 | 50.98 | 51.56 | 57.41 | 52.24 | |
| | | Stride count | 32.02 | 35.89 | 34.74 | 32.84 | 34.61 | 35.36 | 34.15 | 35.02 | 34.82 | 33.00 | 342.45 | |

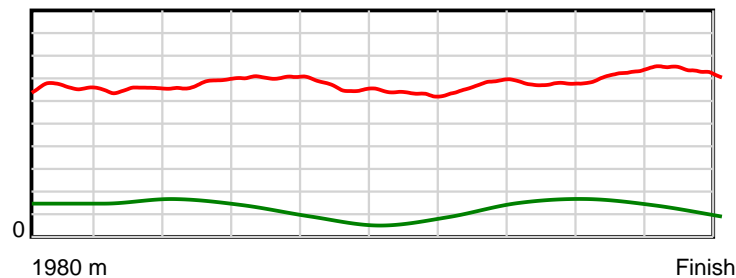
10 m Stride length



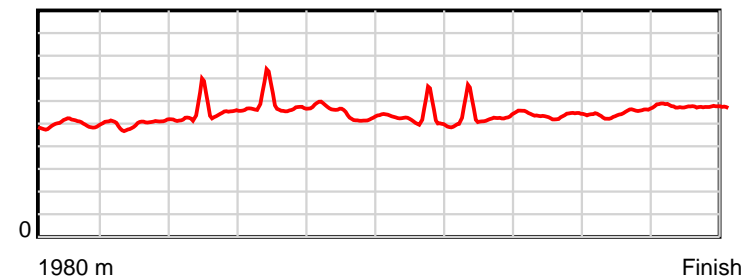
0.6 s Stride duration



20 m/sec Speed



100 % Stride efficiency



Note: Horizontal distance axis grid lines are 200m furlongs.

Disclaimer.

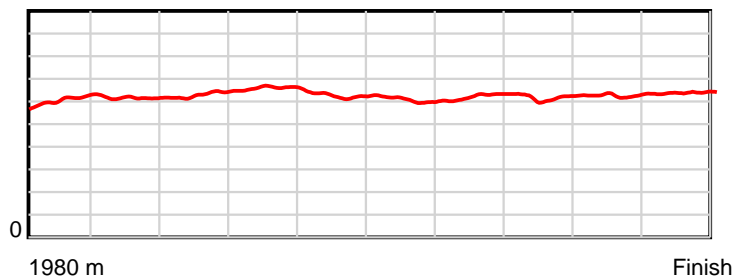
HRNZ and NZMTC and Thoroughbred Ratings Pty Ltd accepts no responsibility for the completeness or accuracy of any of the information contained herein, and makes no representations about its suitability for any particular purpose. Users should make their own judgements about those matters and/or seek independent advice. You assume all risks associated with use of the data provided on this page.

Race Results

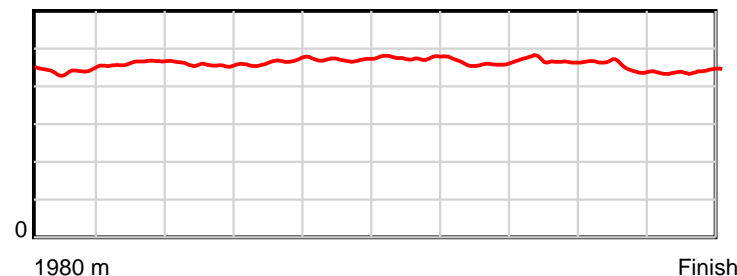
June 14, 2024, Race 4, TYRE GENERAL MOBILE TROT, Distance 1980m, Addington - Survey 1980m

| Result | TAB no. | Horse (Barrier) | 1980 to | 1800m to | 1600m to | 1400m to | 1200m to | 1000m to | 800m to | 600m to | 400m to | 200m to | Total or | Margin |
|--------|---------|------------------------------|---------|----------|----------|----------|----------|----------|---------|---------|---------|---------|----------|--------|
| 2nd | 10 | Miss Yo (9) | 1800m | 1600m | 1400m | 1200m | 1000m | 800m | 600m | 400m | 200m | WP | Average | |
| | | Position in running (margin) | - | 5(5.2) | 5(5.0) | 4(4.5) | 4(4.2) | 5(4.5) | 4(3.3) | 3(2.0) | 4(2.4) | 1(0.0) | | 0.40 |
| | | Sectional time (s) | 13.78 | 15.27 | 14.93 | 14.22 | 15.60 | 16.02 | 14.73 | 15.52 | 14.65 | 13.81 | | |
| | | Cumulative time (s) | 148.53 | 134.75 | 119.48 | 104.55 | 90.33 | 74.73 | 58.71 | 43.98 | 28.46 | 13.81 | 2:28.53 | |
| | | Speed (m/s) | 13.06 | 13.10 | 13.40 | 14.06 | 12.82 | 12.48 | 13.58 | 12.89 | 13.65 | 14.48 | 13.33 | |
| | | Stride length (m) | 6.04 | 6.06 | 6.13 | 6.55 | 6.04 | 5.94 | 6.25 | 6.04 | 6.16 | 6.37 | 6.15 | |
| | | Stride duration (s) | 0.441 | 0.462 | 0.458 | 0.465 | 0.471 | 0.476 | 0.461 | 0.469 | 0.451 | 0.440 | 0.462 | |
| | | Stride efficiency (%) | 57.10 | 57.36 | 58.70 | 66.96 | 56.97 | 55.15 | 61.13 | 56.96 | 59.29 | 63.46 | 59.19 | |
| | | Stride count | 29.78 | 33.01 | 32.63 | 30.55 | 33.12 | 33.67 | 31.98 | 33.13 | 32.47 | 31.38 | 321.72 | |

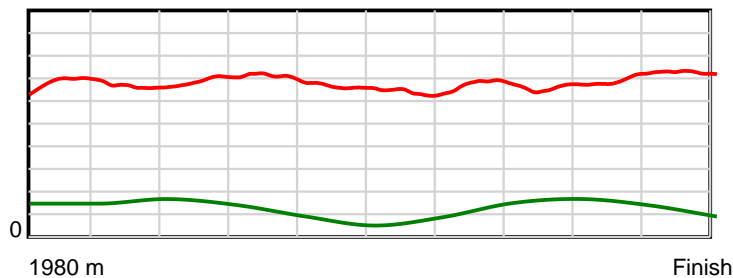
10 m Stride length



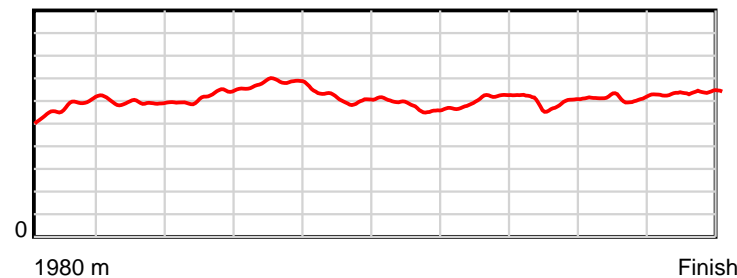
0.6 s Stride duration



20 m/sec Speed



100 % Stride efficiency



Note: Horizontal distance axis grid lines are 200m furlongs.

Disclaimer.

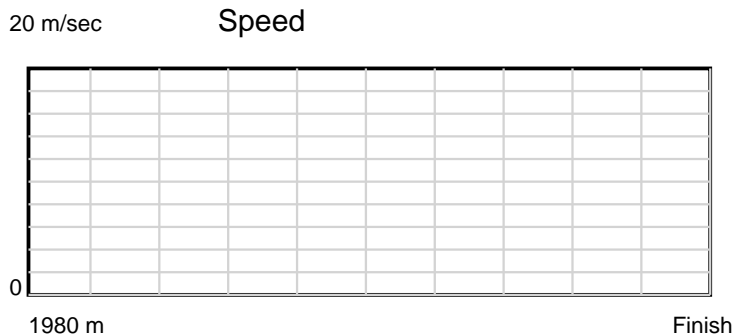
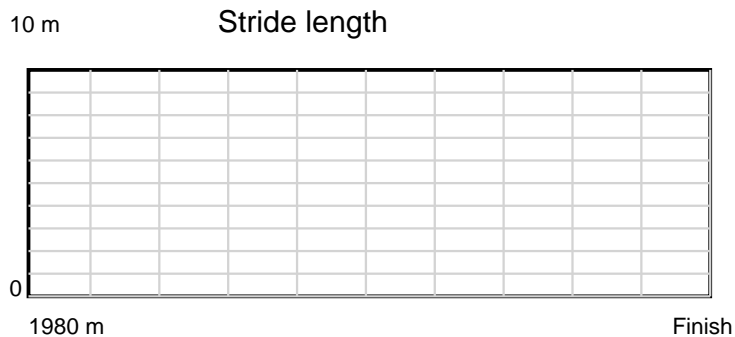
HRNZ and NZMTC and Thoroughbred Ratings Pty Ltd accepts no responsibility for the completeness or accuracy of any of the information contained herein, and makes no representations about its suitability for any particular purpose. Users should make their own judgements about those matters and/or seek independent advice. You assume all risks associated with use of the data provided on this page.



Race Results

June 14, 2024, Race 4, TYRE GENERAL MOBILE TROT, Distance 1980m, Addington - Survey 1980m

| Result | TAB no. | Horse (Barrier) | 1980 to 1800m | 1800m to 1600m | 1600m to 1400m | 1400m to 1200m | 1200m to 1000m | 1000m to 800m | 800m to 600m | 600m to 400m | 400m to 200m | 200m to WP | Total or Average | Margin |
|--------|---------|------------------------------|---------------|----------------|----------------|----------------|----------------|---------------|--------------|--------------|--------------|------------|------------------|--------|
| 3rd | 2 | Markthewarrior (2) | | | | | | | | | | | | |
| | | Position in running (margin) | - | () | () | () | () | () | () | () | () | () | | 5.80 |
| | | Sectional time (s) | | | | | | | | | | | | |
| | | Cumulative time (s) | NaN | NaN | NaN | NaN | NaN | NaN | NaN | NaN | NaN | NaN | 2:29.52 | |
| | | Speed (m/s) | | | | | | | | | | | | |
| | | Stride length (m) | | | | | | | | | | | | |
| | | Stride duration (s) | | | | | | | | | | | | |
| | | Stride efficiency (%) | | | | | | | | | | | | |
| | | Stride count | | | | | | | | | | | | |



Note: Horizontal distance axis grid lines are 200m furlongs.

Disclaimer.

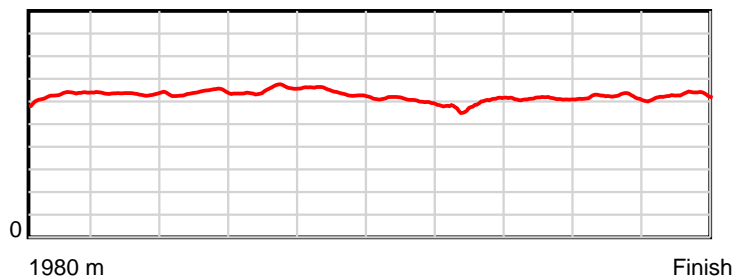
HRNZ and NZMTC and Thoroughbred Ratings Pty Ltd accepts no responsibility for the completeness or accuracy of any of the information contained herein, and makes no representations about its suitability for any particular purpose. Users should make their own judgements about those matters and/or seek independent advice. You assume all risks associated with use of the data provided on this page.

Race Results

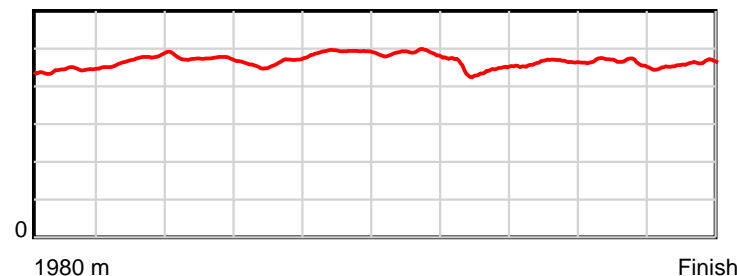
June 14, 2024, Race 4, TYRE GENERAL MOBILE TROT, Distance 1980m, Addington - Survey 1980m

| Result | TAB no. | Horse (Barrier) | 1980 to | 1800m to | 1600m to | 1400m to | 1200m to | 1000m to | 800m to | 600m to | 400m to | 200m to | Total or | Margin |
|--------|---------|------------------------------|---------|----------|----------|----------|----------|----------|---------|---------|---------|---------|----------|--------|
| 4th | 6 | Clyde (6) | 1800m | 1600m | 1400m | 1200m | 1000m | 800m | 600m | 400m | 200m | WP | Average | |
| | | Position in running (margin) | - | 2(0.8) | 1(0.0) | 1(0.0) | 1(0.0) | 1(0.0) | 1(0.0) | 2(1.3) | 1(0.0) | 2(0.2) | | 5.90 |
| | | Sectional time (s) | 13.22 | 15.16 | 15.02 | 14.26 | 15.55 | 16.23 | 15.15 | 15.24 | 15.10 | 14.60 | | |
| | | Cumulative time (s) | 149.53 | 136.31 | 121.15 | 106.13 | 91.87 | 76.32 | 60.09 | 44.94 | 29.70 | 14.60 | 2:29.53 | |
| | | Speed (m/s) | 13.62 | 13.19 | 13.32 | 14.03 | 12.86 | 12.32 | 13.20 | 13.12 | 13.25 | 13.70 | 13.24 | |
| | | Stride length (m) | 6.18 | 6.21 | 6.30 | 6.49 | 6.32 | 6.00 | 5.89 | 6.07 | 6.14 | 6.29 | 6.19 | |
| | | Stride duration (s) | 0.444 | 0.471 | 0.473 | 0.463 | 0.492 | 0.487 | 0.446 | 0.462 | 0.464 | 0.459 | 0.467 | |
| | | Stride efficiency (%) | 59.76 | 60.33 | 62.04 | 65.78 | 62.50 | 56.25 | 54.23 | 57.53 | 58.98 | 61.78 | 59.79 | |
| | | Stride count | 29.11 | 32.19 | 31.74 | 30.83 | 31.62 | 33.33 | 33.95 | 32.96 | 32.56 | 31.81 | 320.10 | |

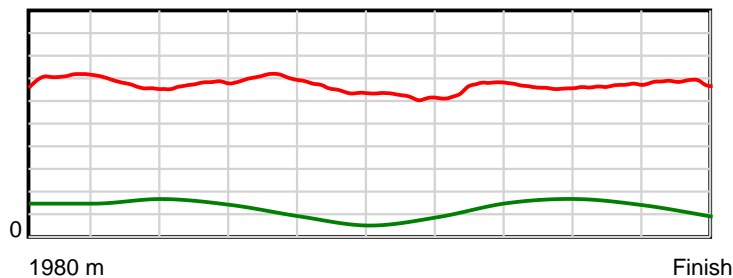
10 m Stride length



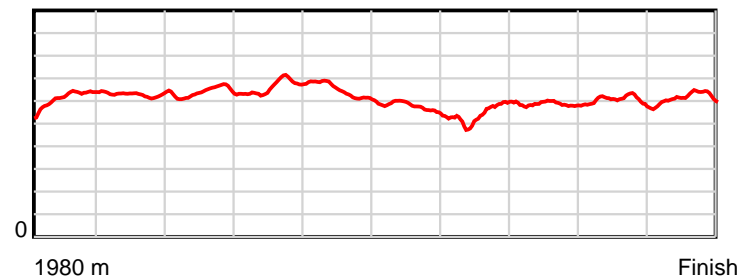
0.6 s Stride duration



20 m/sec Speed



100 % Stride efficiency



Note: Horizontal distance axis grid lines are 200m furlongs.

Disclaimer.

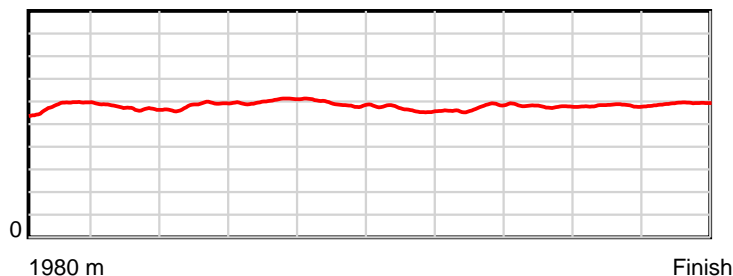
HRNZ and NZMTC and Thoroughbred Ratings Pty Ltd accepts no responsibility for the completeness or accuracy of any of the information contained herein, and makes no representations about its suitability for any particular purpose. Users should make their own judgements about those matters and/or seek independent advice. You assume all risks associated with use of the data provided on this page.

Race Results

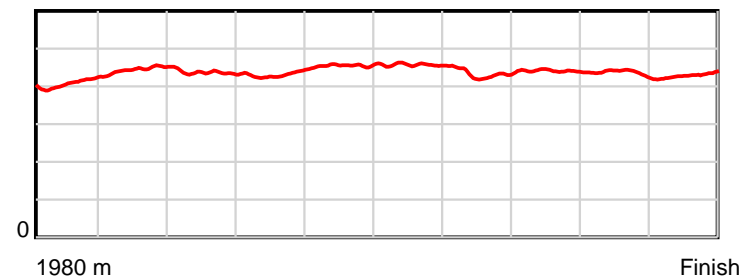
June 14, 2024, Race 4, TYRE GENERAL MOBILE TROT, Distance 1980m, Addington - Survey 1980m

| Result | TAB no. | Horse (Barrier) | 1980 to | 1800m to | 1600m to | 1400m to | 1200m to | 1000m to | 800m to | 600m to | 400m to | 200m to | Total or | Margin |
|--------|---------|------------------------------|---------|----------|----------|----------|----------|----------|---------|---------|---------|---------|----------|--------|
| 5th | 5 | Martha Stuart (5) | 1800m | 1600m | 1400m | 1200m | 1000m | 800m | 600m | 400m | 200m | WP | Average | |
| | | Position in running (margin) | - | 1(0.0) | 2(1.2) | 2(2.0) | 2(2.0) | 2(1.9) | 3(1.5) | 4(2.9) | 3(1.9) | 5(2.0) | | 6.00 |
| | | Sectional time (s) | 12.83 | 15.50 | 15.15 | 14.25 | 15.53 | 16.17 | 15.16 | 15.28 | 15.08 | 14.61 | | |
| | | Cumulative time (s) | 149.56 | 136.73 | 121.23 | 106.08 | 91.83 | 76.30 | 60.13 | 44.97 | 29.69 | 14.61 | 2:29.56 | |
| | | Speed (m/s) | 14.03 | 12.90 | 13.20 | 14.04 | 12.88 | 12.37 | 13.19 | 13.09 | 13.26 | 13.69 | 13.24 | |
| | | Stride length (m) | 5.76 | 5.74 | 5.76 | 6.06 | 5.86 | 5.64 | 5.72 | 5.77 | 5.78 | 5.89 | 5.80 | |
| | | Stride duration (s) | 0.408 | 0.445 | 0.437 | 0.432 | 0.455 | 0.456 | 0.434 | 0.441 | 0.436 | 0.430 | 0.438 | |
| | | Stride efficiency (%) | 51.81 | 51.52 | 51.91 | 57.38 | 53.75 | 49.78 | 51.13 | 52.04 | 52.14 | 54.21 | 52.52 | |
| | | Stride count | 31.26 | 34.83 | 34.70 | 33.01 | 34.10 | 35.44 | 34.97 | 34.66 | 34.62 | 33.96 | 341.55 | |

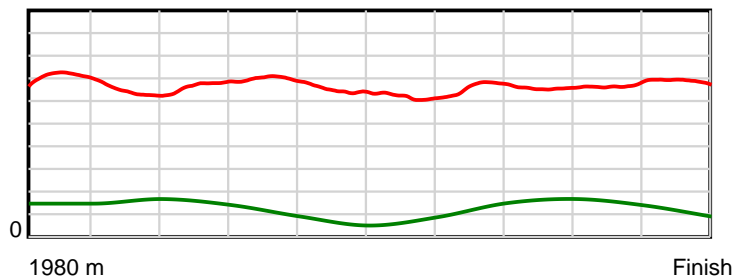
10 m Stride length



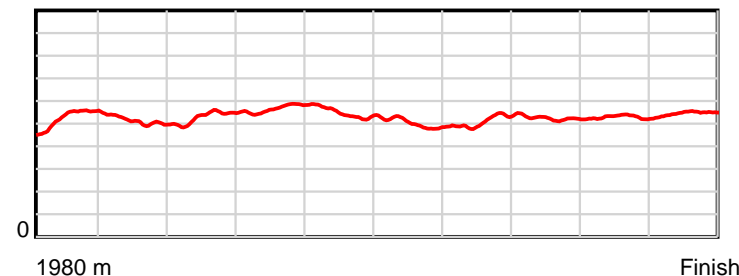
0.6 s Stride duration



20 m/sec Speed



100 % Stride efficiency



Note: Horizontal distance axis grid lines are 200m furlongs.

Disclaimer.

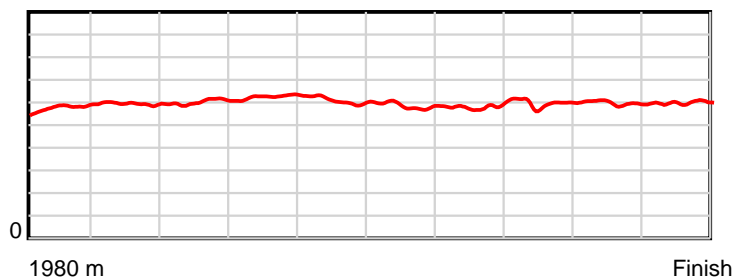
HRNZ and NZMTC and Thoroughbred Ratings Pty Ltd accepts no responsibility for the completeness or accuracy of any of the information contained herein, and makes no representations about its suitability for any particular purpose. Users should make their own judgements about those matters and/or seek independent advice. You assume all risks associated with use of the data provided on this page.

Race Results

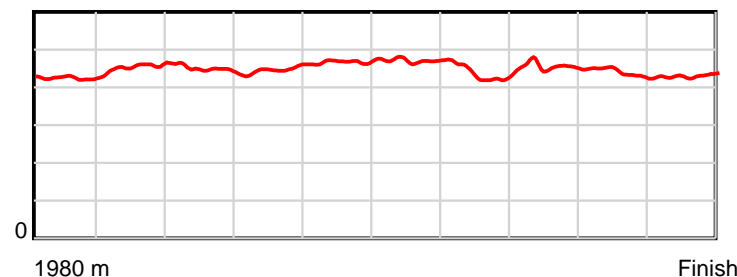
June 14, 2024, Race 4, TYRE GENERAL MOBILE TROT, Distance 1980m, Addington - Survey 1980m

| Result | TAB no. | Horse (Barrier) | 1980 to | 1800m to | 1600m to | 1400m to | 1200m to | 1000m to | 800m to | 600m to | 400m to | 200m to | Total or | Margin |
|--------|---------|------------------------------|---------|----------|----------|----------|----------|----------|---------|---------|---------|---------|----------|--------|
| 6th | 1 | Elizabeth Hill (1) | 1800m | 1600m | 1400m | 1200m | 1000m | 800m | 600m | 400m | 200m | WP | Average | |
| | | Position in running (margin) | - | 4(4.6) | 4(4.8) | 5(4.8) | 5(4.5) | 4(4.2) | 5(3.3) | 5(4.0) | 6(4.3) | 6(3.4) | | 6.30 |
| | | Sectional time (s) | 13.65 | 15.34 | 15.01 | 14.20 | 15.51 | 16.08 | 15.05 | 15.50 | 14.91 | 14.36 | | |
| | | Cumulative time (s) | 149.61 | 135.96 | 120.62 | 105.61 | 91.41 | 75.90 | 59.82 | 44.77 | 29.27 | 14.36 | 2:29.61 | |
| | | Speed (m/s) | 13.19 | 13.04 | 13.32 | 14.08 | 12.89 | 12.44 | 13.29 | 12.90 | 13.41 | 13.93 | 13.23 | |
| | | Stride length (m) | 5.72 | 5.92 | 6.00 | 6.28 | 6.03 | 5.85 | 5.82 | 5.88 | 5.89 | 6.00 | 5.94 | |
| | | Stride duration (s) | 0.424 | 0.454 | 0.450 | 0.446 | 0.467 | 0.471 | 0.437 | 0.455 | 0.439 | 0.431 | 0.449 | |
| | | Stride efficiency (%) | 51.09 | 54.79 | 56.19 | 61.68 | 56.78 | 53.55 | 52.84 | 53.97 | 54.28 | 56.19 | 55.08 | |
| | | Stride count | 31.48 | 33.78 | 33.35 | 31.83 | 33.18 | 34.17 | 34.39 | 34.03 | 33.94 | 33.35 | 333.50 | |

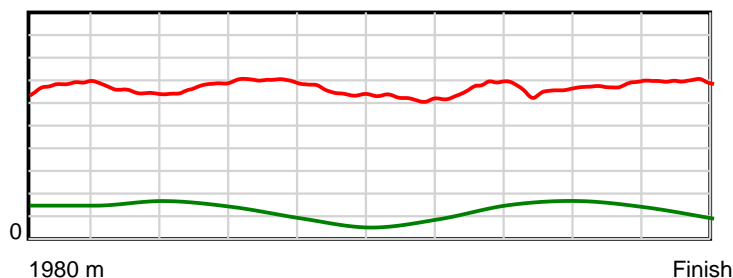
10 m Stride length



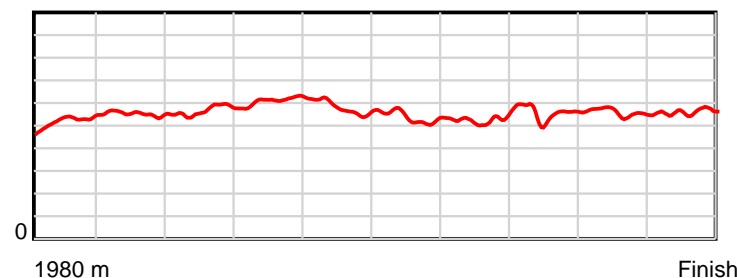
0.6 s Stride duration



20 m/sec Speed



100 % Stride efficiency



Note: Horizontal distance axis grid lines are 200m furlongs.

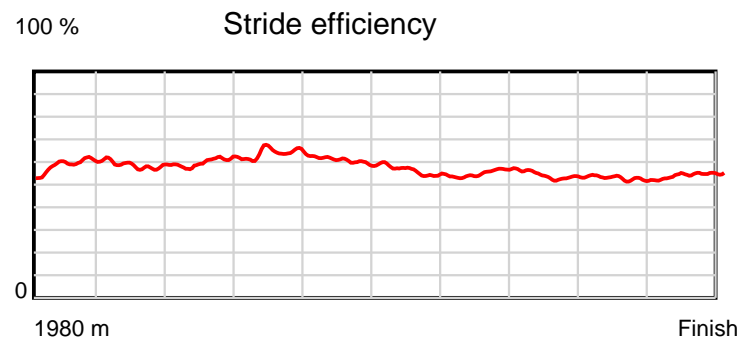
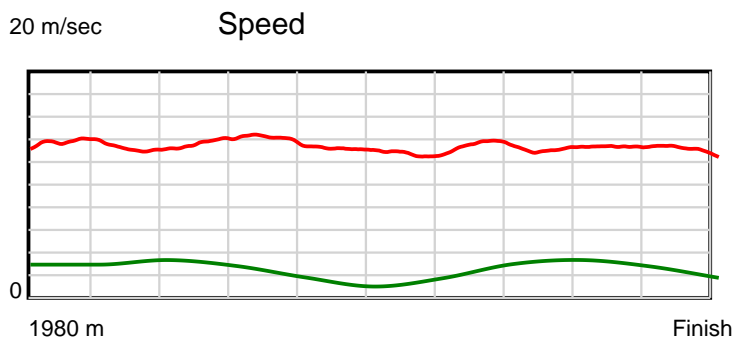
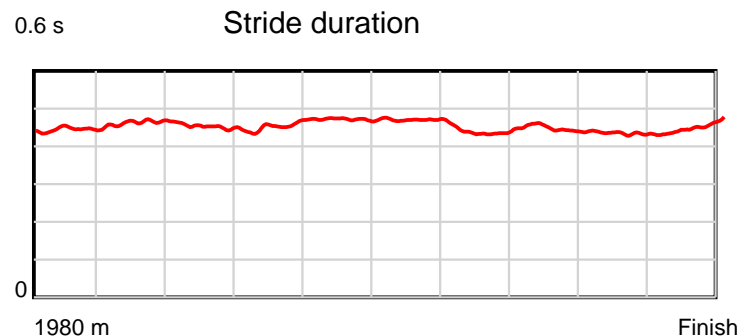
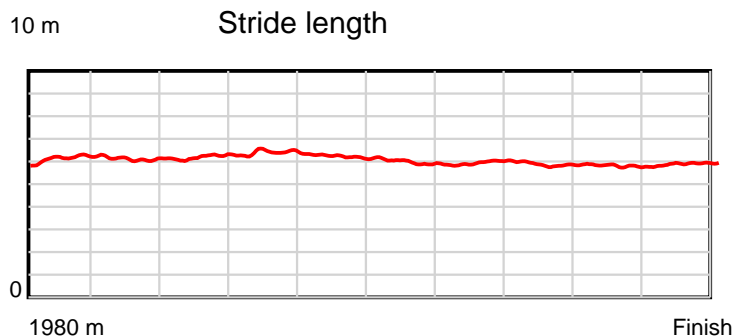
Disclaimer.

HRNZ and NZMTC and Thoroughbred Ratings Pty Ltd accepts no responsibility for the completeness or accuracy of any of the information contained herein, and makes no representations about its suitability for any particular purpose. Users should make their own judgements about those matters and/or seek independent advice. You assume all risks associated with use of the data provided on this page.

Race Results

June 14, 2024, Race 4, TYRE GENERAL MOBILE TROT, Distance 1980m, Addington - Survey 1980m

| Result | TAB no. | Horse (Barrier) | 1980 to | 1800m to | 1600m to | 1400m to | 1200m to | 1000m to | 800m to | 600m to | 400m to | 200m to | Total or | Margin |
|--------|---------|------------------------------|--------------|--------------|--------------|--------------|--------------|-------------|-------------|-------------|-------------|-----------|----------------|--------|
| 7th | 4 | Fight For Free... (4) | 1800m | 1600m | 1400m | 1200m | 1000m | 800m | 600m | 400m | 200m | WP | Average | |
| | | Position in running (margin) | - | 3(2.2) | 3(3.4) | 3(3.2) | 3(2.6) | 3(2.7) | 2(0.6) | 1(0.0) | 2(0.7) | 4(1.4) | | 9.60 |
| | | Sectional time (s) | 13.16 | 15.50 | 14.98 | 14.16 | 15.58 | 15.88 | 14.83 | 15.57 | 15.16 | 15.38 | | |
| | | Cumulative time (s) | 150.20 | 137.04 | 121.54 | 106.56 | 92.40 | 76.82 | 60.94 | 46.11 | 30.54 | 15.38 | 2:30.20 | |
| | | Speed (m/s) | 13.68 | 12.90 | 13.35 | 14.12 | 12.84 | 12.59 | 13.49 | 12.85 | 13.19 | 13.00 | 13.18 | |
| | | Stride length (m) | 6.10 | 5.97 | 6.04 | 6.41 | 6.05 | 5.92 | 5.92 | 5.74 | 5.73 | 5.88 | 5.97 | |
| | | Stride duration (s) | 0.444 | 0.463 | 0.453 | 0.454 | 0.471 | 0.470 | 0.439 | 0.447 | 0.434 | 0.452 | 0.453 | |
| | | Stride efficiency (%) | 58.09 | 55.68 | 57.10 | 64.18 | 57.27 | 54.74 | 54.72 | 51.57 | 51.26 | 54.08 | 55.68 | |
| | | Stride count | 29.52 | 33.51 | 33.09 | 31.21 | 33.04 | 33.79 | 33.80 | 34.82 | 34.92 | 34.00 | 331.70 | |



Note: Horizontal distance axis grid lines are 200m furlongs.

Disclaimer.

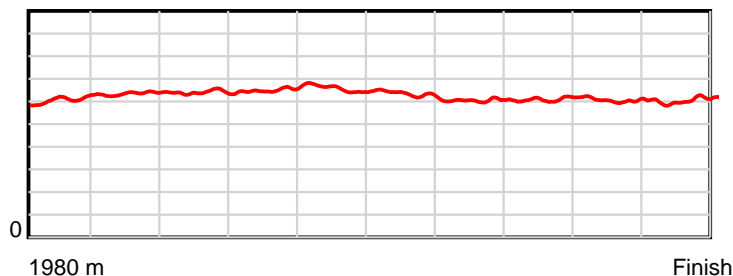
HRNZ and NZMTC and Thoroughbred Ratings Pty Ltd accepts no responsibility for the completeness or accuracy of any of the information contained herein, and makes no representations about its suitability for any particular purpose. Users should make their own judgements about those matters and/or seek independent advice. You assume all risks associated with use of the data provided on this page.

Race Results

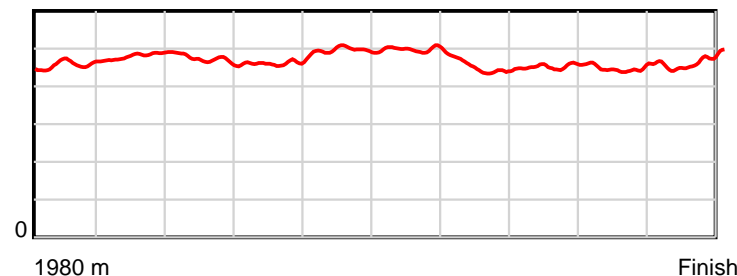
June 14, 2024, Race 4, TYRE GENERAL MOBILE TROT, Distance 1980m, Addington - Survey 1980m

| Result | TAB no. | Horse (Barrier) | 1980 to | 1800m to | 1600m to | 1400m to | 1200m to | 1000m to | 800m to | 600m to | 400m to | 200m to | Total or | Margin |
|--------|---------|------------------------------|---------|----------|----------|----------|----------|----------|---------|---------|---------|---------|----------|--------|
| 8th | 9 | Moses (8) | 1800m | 1600m | 1400m | 1200m | 1000m | 800m | 600m | 400m | 200m | WP | Average | |
| | | Position in running (margin) | - | 6(6.5) | 6(7.2) | 6(7.3) | 6(7.0) | 6(6.0) | 6(5.6) | 6(4.9) | 5(3.3) | 7(4.1) | | 12.80 |
| | | Sectional time (s) | 14.10 | 15.42 | 15.04 | 14.20 | 15.40 | 16.15 | 14.83 | 15.18 | 15.19 | 15.27 | | |
| | | Cumulative time (s) | 150.78 | 136.68 | 121.26 | 106.22 | 92.02 | 76.62 | 60.47 | 45.64 | 30.46 | 15.27 | 2:30.78 | |
| | | Speed (m/s) | 12.77 | 12.97 | 13.30 | 14.08 | 12.99 | 12.38 | 13.49 | 13.18 | 13.17 | 13.10 | 13.13 | |
| | | Stride length (m) | 5.99 | 6.24 | 6.27 | 6.51 | 6.44 | 6.16 | 6.05 | 5.97 | 5.90 | 6.09 | 6.16 | |
| | | Stride duration (s) | 0.458 | 0.481 | 0.472 | 0.462 | 0.496 | 0.498 | 0.449 | 0.453 | 0.448 | 0.465 | 0.469 | |
| | | Stride efficiency (%) | 56.07 | 60.83 | 61.47 | 66.23 | 64.81 | 59.35 | 57.23 | 55.70 | 54.42 | 57.89 | 59.26 | |
| | | Stride count | 30.05 | 32.05 | 31.89 | 30.72 | 31.06 | 32.45 | 33.05 | 33.50 | 33.89 | 32.86 | 321.52 | |

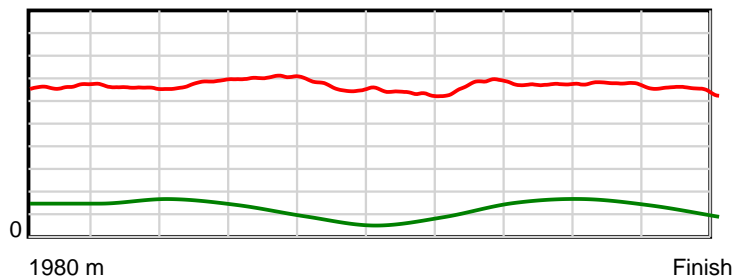
10 m Stride length



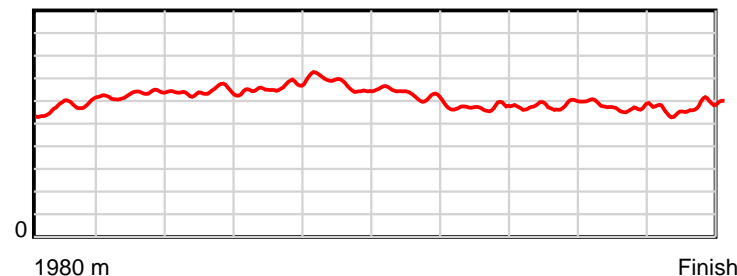
0.6 s Stride duration



20 m/sec Speed



100 % Stride efficiency



Note: Horizontal distance axis grid lines are 200m furlongs.

Disclaimer.

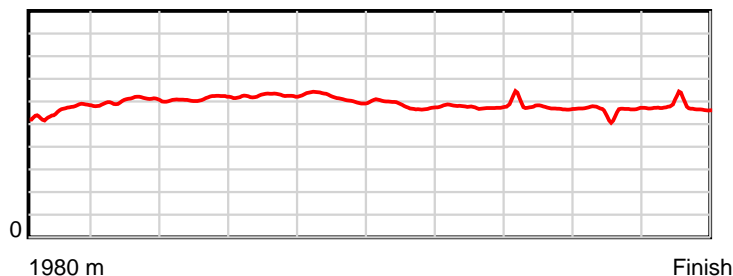
HRNZ and NZMTC and Thoroughbred Ratings Pty Ltd accepts no responsibility for the completeness or accuracy of any of the information contained herein, and makes no representations about its suitability for any particular purpose. Users should make their own judgements about those matters and/or seek independent advice. You assume all risks associated with use of the data provided on this page.

Race Results

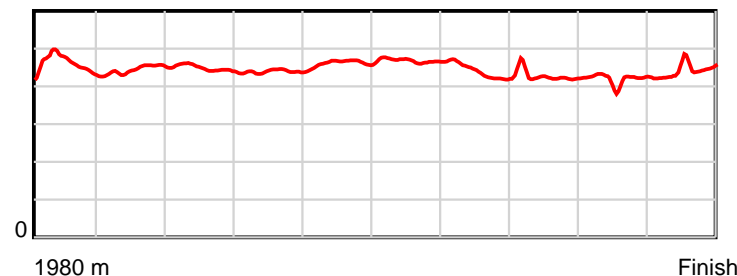
June 14, 2024, Race 4, TYRE GENERAL MOBILE TROT, Distance 1980m, Addington - Survey 1980m

| Result | TAB no. | Horse (Barrier) | 1980 to | 1800m to | 1600m to | 1400m to | 1200m to | 1000m to | 800m to | 600m to | 400m to | 200m to | Total or | Margin |
|--------|---------|------------------------------|---------|----------|----------|----------|----------|----------|---------|---------|---------|---------|----------|--------|
| 9th | 7 | Missalyssa (7) | 1800m | 1600m | 1400m | 1200m | 1000m | 800m | 600m | 400m | 200m | WP | Average | |
| | | Position in running (margin) | - | 8(14.2) | 8(11.5) | 8(10.9) | 8(10.3) | 7(8.0) | 7(7.4) | 8(9.5) | 8(5.3) | 8(5.3) | | 13.80 |
| | | Sectional time (s) | 15.13 | 14.85 | 14.91 | 14.16 | 15.17 | 16.13 | 15.28 | 14.76 | 15.05 | 15.51 | | |
| | | Cumulative time (s) | 150.95 | 135.82 | 120.97 | 106.06 | 91.90 | 76.73 | 60.60 | 45.32 | 30.56 | 15.51 | 2:30.95 | |
| | | Speed (m/s) | 11.90 | 13.47 | 13.41 | 14.12 | 13.18 | 12.40 | 13.09 | 13.55 | 13.29 | 12.89 | 13.12 | |
| | | Stride length (m) | 5.51 | 5.99 | 6.01 | 6.20 | 6.10 | 5.80 | 5.73 | 5.77 | 5.57 | 5.70 | 5.83 | |
| | | Stride duration (s) | 0.461 | 0.445 | 0.448 | 0.439 | 0.463 | 0.468 | 0.438 | 0.426 | 0.419 | 0.442 | 0.445 | |
| | | Stride efficiency (%) | 47.37 | 56.09 | 56.39 | 60.16 | 58.19 | 52.64 | 51.27 | 52.11 | 48.43 | 50.76 | 53.19 | |
| | | Stride count | 32.69 | 33.38 | 33.29 | 32.23 | 32.78 | 34.46 | 34.92 | 34.63 | 35.92 | 35.09 | 339.39 | |

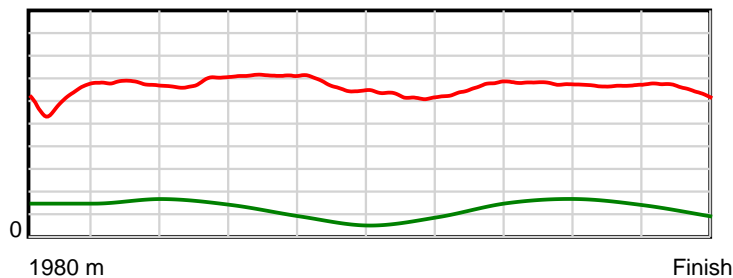
10 m Stride length



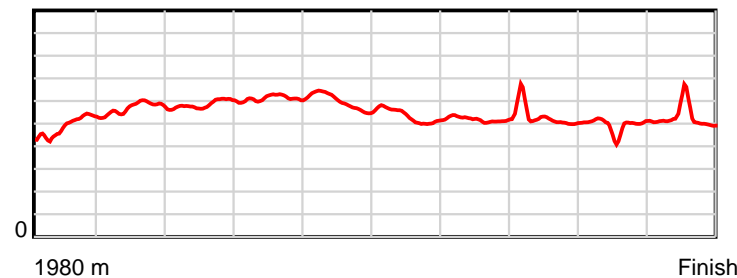
0.6 s Stride duration



20 m/sec Speed



100 % Stride efficiency



Note: Horizontal distance axis grid lines are 200m furlongs.

Disclaimer.

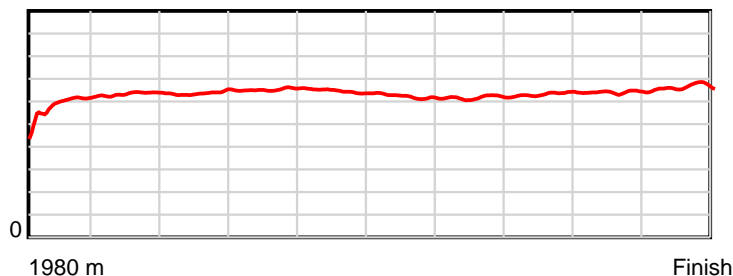
HRNZ and NZMTC and Thoroughbred Ratings Pty Ltd accepts no responsibility for the completeness or accuracy of any of the information contained herein, and makes no representations about its suitability for any particular purpose. Users should make their own judgements about those matters and/or seek independent advice. You assume all risks associated with use of the data provided on this page.

Race Results

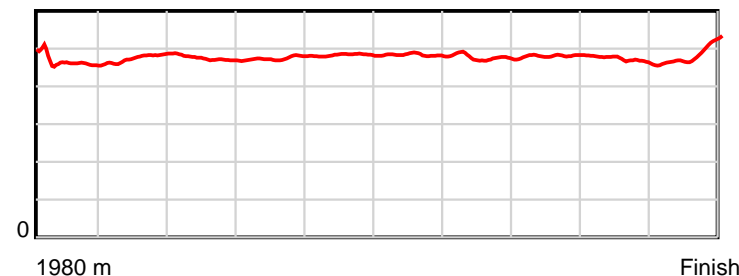
June 14, 2024, Race 4, TYRE GENERAL MOBILE TROT, Distance 1980m, Addington - Survey 1980m

| Result | TAB no. | Horse (Barrier) | 1980 to | 1800m to | 1600m to | 1400m to | 1200m to | 1000m to | 800m to | 600m to | 400m to | 200m to | Total or | Margin |
|--------|---------|------------------------------|--------------|--------------|--------------|--------------|--------------|-------------|-------------|-------------|-------------|-----------|----------------|--------|
| 10th | 3 | MM Sunshine (3) | 1800m | 1600m | 1400m | 1200m | 1000m | 800m | 600m | 400m | 200m | WP | Average | |
| | | Position in running (margin) | - | 9(24.8) | 9(25.0) | 9(24.8) | 9(25.8) | 9(22.7) | 9(17.7) | 9(20.1) | 9(19.2) | 9(17.0) | | 20.80 |
| | | Sectional time (s) | 16.94 | 15.34 | 14.97 | 14.43 | 15.03 | 15.40 | 15.32 | 15.31 | 14.70 | 14.77 | | |
| | | Cumulative time (s) | 152.21 | 135.27 | 119.93 | 104.96 | 90.53 | 75.50 | 60.10 | 44.78 | 29.47 | 14.77 | 2:32.21 | |
| | | Speed (m/s) | 10.63 | 13.04 | 13.36 | 13.86 | 13.31 | 12.99 | 13.05 | 13.06 | 13.61 | 13.54 | 13.01 | |
| | | Stride length (m) | 5.89 | 6.20 | 6.33 | 6.58 | 6.42 | 6.27 | 6.22 | 6.29 | 6.40 | 6.64 | 6.32 | |
| | | Stride duration (s) | 0.463 | 0.475 | 0.474 | 0.475 | 0.483 | 0.483 | 0.476 | 0.481 | 0.470 | 0.490 | 0.486 | |
| | | Stride efficiency (%) | 54.16 | 60.01 | 62.64 | 67.71 | 64.45 | 61.52 | 60.40 | 61.76 | 63.99 | 68.88 | 62.46 | |
| | | Stride count | 30.58 | 32.27 | 31.59 | 30.38 | 31.14 | 31.88 | 32.17 | 31.81 | 31.25 | 30.12 | 313.19 | |

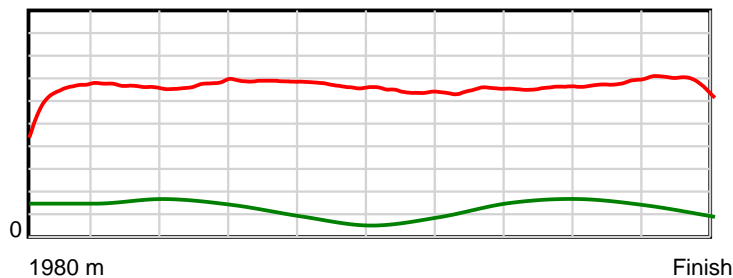
10 m Stride length



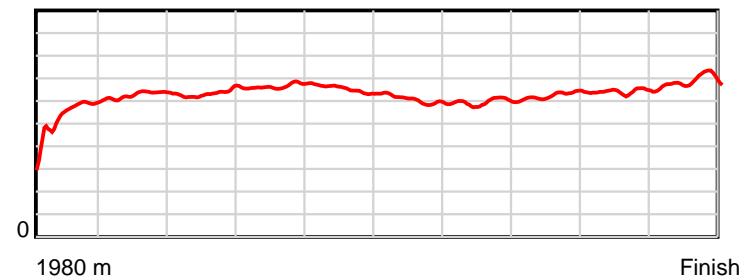
0.6 s Stride duration



20 m/sec Speed



100 % Stride efficiency



Note: Horizontal distance axis grid lines are 200m furlongs.

Disclaimer.

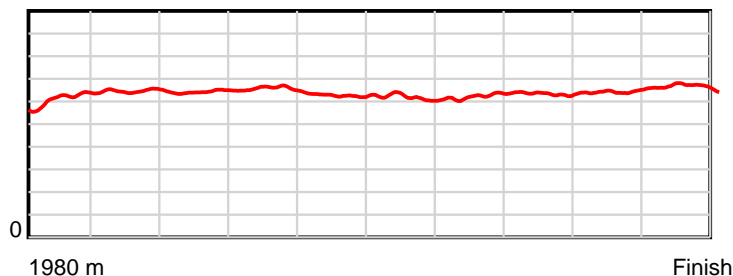
HRNZ and NZMTC and Thoroughbred Ratings Pty Ltd accepts no responsibility for the completeness or accuracy of any of the information contained herein, and makes no representations about its suitability for any particular purpose. Users should make their own judgements about those matters and/or seek independent advice. You assume all risks associated with use of the data provided on this page.

Race Results

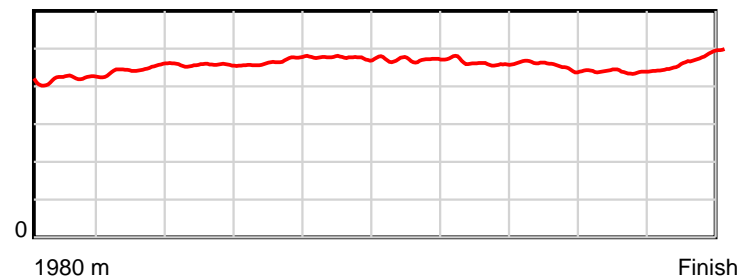
June 14, 2024, Race 5, , Distance 1980m, Addington - Survey 1980m

| Result | TAB no. | Horse (Barrier) | 1980 to | 1800m to | 1600m to | 1400m to | 1200m to | 1000m to | 800m to | 600m to | 400m to | 200m to | Total or | Margin |
|--------|---------|------------------------------|--------------|--------------|--------------|--------------|--------------|-------------|-------------|-------------|-------------|-----------|----------------|--------|
| 1st | 7 | Raging Whiteba... (6) | 1800m | 1600m | 1400m | 1200m | 1000m | 800m | 600m | 400m | 200m | WP | Average | |
| | | Position in running (margin) | - | 5(2.7) | 6(5.9) | 6(6.2) | 6(5.4) | 6(5.5) | 6(4.4) | 5(3.3) | 3(3.8) | 1(0.0) | | 0.00 |
| | | Sectional time (s) | 12.49 | 14.20 | 14.36 | 14.18 | 15.50 | 15.53 | 14.71 | 14.56 | 13.89 | 14.29 | | |
| | | Cumulative time (s) | 143.71 | 131.22 | 117.02 | 102.66 | 88.48 | 72.98 | 57.45 | 42.74 | 28.18 | 14.29 | 2:23.71 | |
| | | Speed (m/s) | 14.41 | 14.08 | 13.93 | 14.10 | 12.90 | 12.88 | 13.60 | 13.74 | 14.40 | 14.00 | 13.78 | |
| | | Stride length (m) | 6.14 | 6.29 | 6.36 | 6.59 | 6.15 | 6.06 | 6.28 | 6.23 | 6.31 | 6.65 | 6.30 | |
| | | Stride duration (s) | 0.420 | 0.446 | 0.457 | 0.467 | 0.476 | 0.470 | 0.462 | 0.454 | 0.438 | 0.475 | 0.457 | |
| | | Stride efficiency (%) | 58.88 | 61.74 | 63.21 | 67.93 | 59.01 | 57.29 | 61.72 | 60.65 | 62.31 | 69.07 | 62.07 | |
| | | Stride count | 29.32 | 31.82 | 31.45 | 30.33 | 32.55 | 33.03 | 31.82 | 32.10 | 31.67 | 30.08 | 314.17 | |

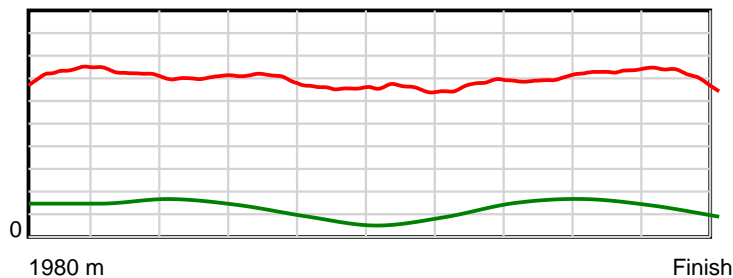
10 m Stride length



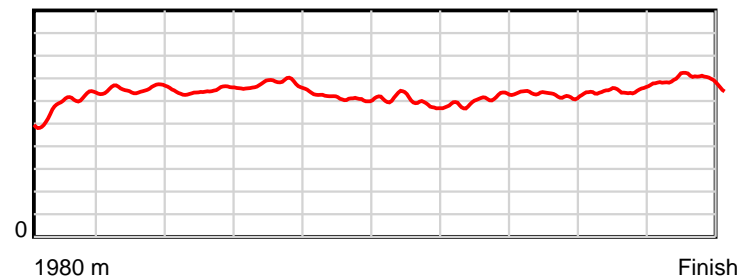
0.6 s Stride duration



20 m/sec Speed



100 % Stride efficiency



Note: Horizontal distance axis grid lines are 200m furlongs.

Disclaimer.

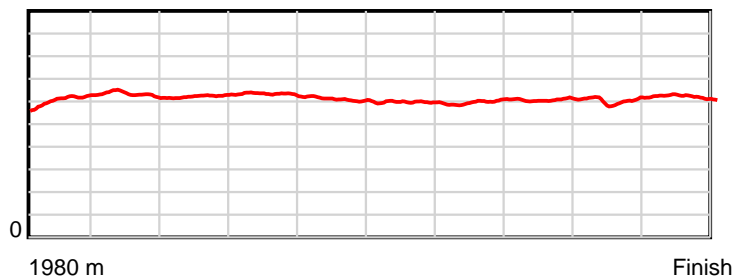
HRNZ and NZMTC and Thoroughbred Ratings Pty Ltd accepts no responsibility for the completeness or accuracy of any of the information contained herein, and makes no representations about its suitability for any particular purpose. Users should make their own judgements about those matters and/or seek independent advice. You assume all risks associated with use of the data provided on this page.

Race Results

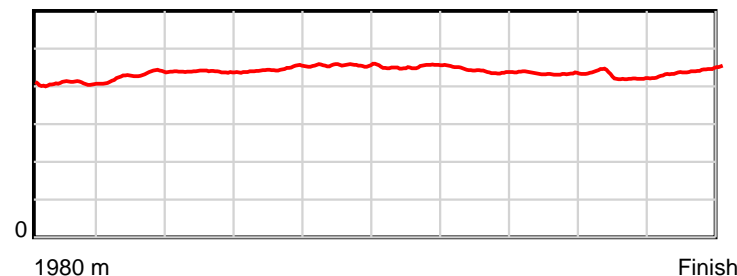
June 14, 2024, Race 5, , Distance 1980m, Addington - Survey 1980m

| Result | TAB no. | Horse (Barrier) | 1980 to | 1800m to | 1600m to | 1400m to | 1200m to | 1000m to | 800m to | 600m to | 400m to | 200m to | Total or | Margin |
|--------|---------|------------------------------|--------------|--------------|--------------|--------------|--------------|-------------|-------------|-------------|-------------|-----------|----------------|--------|
| 2nd | 9 | Tempo Warrior (8) | 1800m | 1600m | 1400m | 1200m | 1000m | 800m | 600m | 400m | 200m | WP | Average | |
| | | Position in running (margin) | - | 3(1.9) | 4(4.0) | 5(4.3) | 4(3.7) | 4(4.1) | 4(3.2) | 3(2.1) | 2(2.0) | 2(0.2) | | 1.00 |
| | | Sectional time (s) | 12.45 | 14.02 | 14.36 | 14.20 | 15.53 | 15.57 | 14.71 | 14.46 | 14.22 | 14.38 | | |
| | | Cumulative time (s) | 143.90 | 131.45 | 117.43 | 103.07 | 88.87 | 73.34 | 57.77 | 43.06 | 28.60 | 14.38 | 2:23.90 | |
| | | Speed (m/s) | 14.46 | 14.27 | 13.93 | 14.08 | 12.88 | 12.85 | 13.60 | 13.83 | 14.06 | 13.91 | 13.76 | |
| | | Stride length (m) | 6.01 | 6.12 | 6.11 | 6.28 | 5.87 | 5.80 | 5.99 | 6.00 | 6.00 | 6.15 | 6.03 | |
| | | Stride duration (s) | 0.407 | 0.429 | 0.439 | 0.446 | 0.456 | 0.452 | 0.440 | 0.434 | 0.427 | 0.442 | 0.438 | |
| | | Stride efficiency (%) | 56.40 | 58.56 | 58.39 | 61.69 | 53.82 | 52.63 | 56.00 | 56.34 | 56.29 | 59.03 | 56.84 | |
| | | Stride count | 29.96 | 32.67 | 32.72 | 31.83 | 34.08 | 34.46 | 33.41 | 33.31 | 33.32 | 32.54 | 328.30 | |

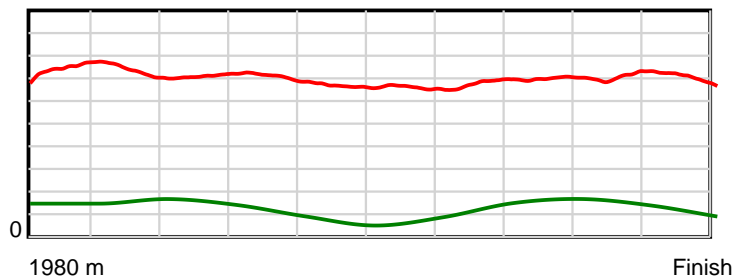
10 m Stride length



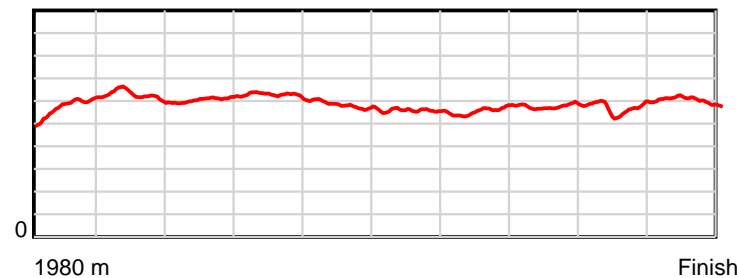
0.6 s Stride duration



20 m/sec Speed



100 % Stride efficiency



Note: Horizontal distance axis grid lines are 200m furlongs.

Disclaimer.

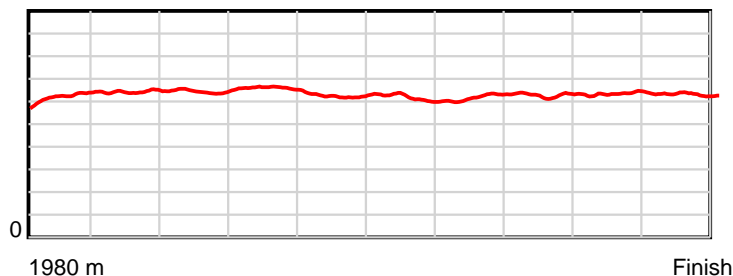
HRNZ and NZMTC and Thoroughbred Ratings Pty Ltd accepts no responsibility for the completeness or accuracy of any of the information contained herein, and makes no representations about its suitability for any particular purpose. Users should make their own judgements about those matters and/or seek independent advice. You assume all risks associated with use of the data provided on this page.

Race Results

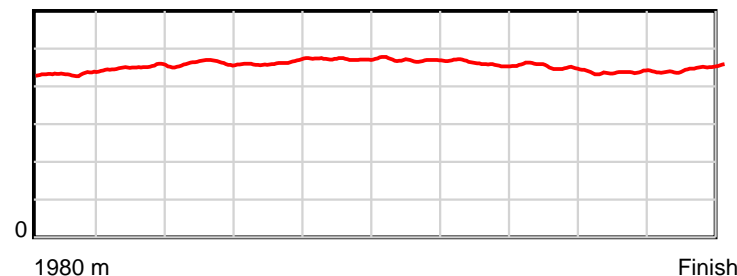
June 14, 2024, Race 5, , Distance 1980m, Addington - Survey 1980m

| Result | TAB no. | Horse (Barrier) | 1980 to | 1800m to | 1600m to | 1400m to | 1200m to | 1000m to | 800m to | 600m to | 400m to | 200m to | Total or | Margin |
|--------|---------|------------------------------|--------------|--------------|--------------|--------------|--------------|-------------|-------------|-------------|-------------|-----------|----------------|--------|
| 3rd | 2 | Miki Bennett (2) | 1800m | 1600m | 1400m | 1200m | 1000m | 800m | 600m | 400m | 200m | WP | Average | |
| | | Position in running (margin) | - | 7(4.6) | 7(8.5) | 8(9.7) | 8(7.4) | 8(7.7) | 8(6.5) | 7(5.1) | 4(6.0) | 4(2.4) | | 1.70 |
| | | Sectional time (s) | 13.03 | 14.31 | 14.52 | 13.92 | 15.52 | 15.54 | 14.64 | 14.61 | 13.93 | 14.00 | | |
| | | Cumulative time (s) | 144.02 | 130.99 | 116.68 | 102.16 | 88.24 | 72.72 | 57.18 | 42.54 | 27.93 | 14.00 | 2:24.02 | |
| | | Speed (m/s) | 13.81 | 13.98 | 13.77 | 14.37 | 12.89 | 12.87 | 13.66 | 13.69 | 14.36 | 14.29 | 13.75 | |
| | | Stride length (m) | 6.21 | 6.29 | 6.36 | 6.65 | 6.09 | 6.04 | 6.28 | 6.17 | 6.27 | 6.40 | 6.27 | |
| | | Stride duration (s) | 0.434 | 0.450 | 0.461 | 0.463 | 0.472 | 0.469 | 0.460 | 0.451 | 0.436 | 0.448 | 0.456 | |
| | | Stride efficiency (%) | 60.30 | 61.91 | 63.18 | 69.20 | 57.89 | 57.00 | 61.63 | 59.55 | 61.36 | 63.99 | 61.49 | |
| | | Stride count | 28.98 | 31.77 | 31.45 | 30.05 | 32.86 | 33.11 | 31.85 | 32.40 | 31.92 | 31.25 | 315.64 | |

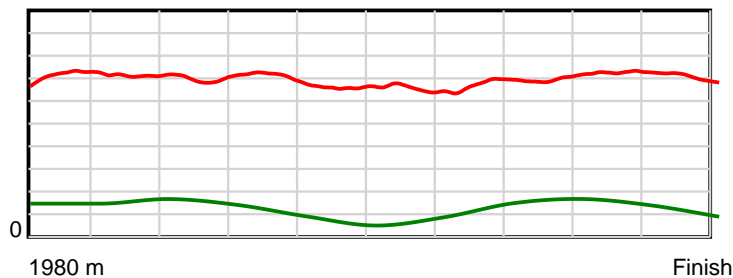
10 m Stride length



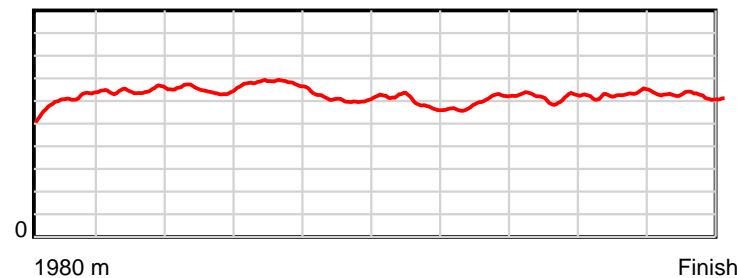
0.6 s Stride duration



20 m/sec Speed



100 % Stride efficiency



Note: Horizontal distance axis grid lines are 200m furlongs.

Disclaimer.

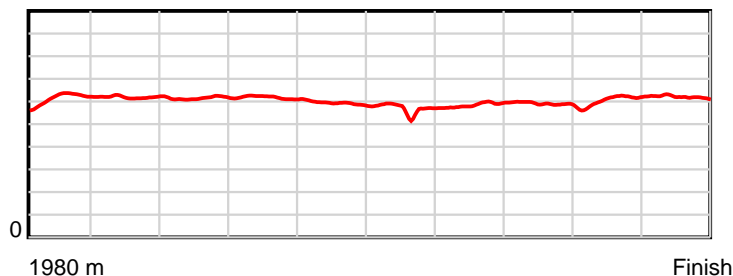
HRNZ and NZMTC and Thoroughbred Ratings Pty Ltd accepts no responsibility for the completeness or accuracy of any of the information contained herein, and makes no representations about its suitability for any particular purpose. Users should make their own judgements about those matters and/or seek independent advice. You assume all risks associated with use of the data provided on this page.

Race Results

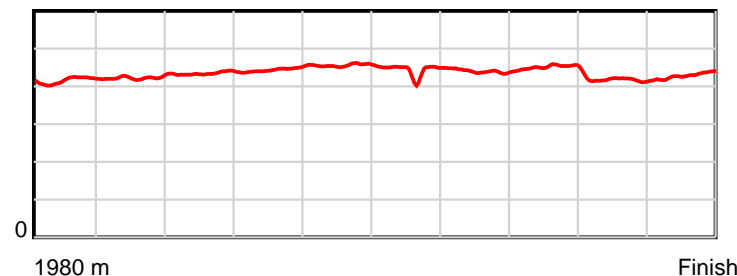
June 14, 2024, Race 5, , Distance 1980m, Addington - Survey 1980m

| Result | TAB no. | Horse (Barrier) | 1980 to | 1800m to | 1600m to | 1400m to | 1200m to | 1000m to | 800m to | 600m to | 400m to | 200m to | Total or | Margin |
|--------|---------|------------------------------|---------|----------|----------|----------|----------|----------|---------|---------|---------|---------|----------|--------|
| 4th | 5 | Pure Courage (5) | 1800m | 1600m | 1400m | 1200m | 1000m | 800m | 600m | 400m | 200m | WP | Average | |
| | | Position in running (margin) | - | 4(2.4) | 3(2.6) | 2(1.6) | 3(2.0) | 3(2.2) | 3(1.8) | 4(2.8) | 6(7.9) | 5(4.6) | | 3.00 |
| | | Sectional time (s) | 12.67 | 13.69 | 14.14 | 14.37 | 15.52 | 15.66 | 15.06 | 15.31 | 13.99 | 13.85 | | |
| | | Cumulative time (s) | 144.26 | 131.59 | 117.90 | 103.76 | 89.39 | 73.87 | 58.21 | 43.15 | 27.84 | 13.85 | 2:24.26 | |
| | | Speed (m/s) | 14.21 | 14.61 | 14.14 | 13.92 | 12.89 | 12.77 | 13.28 | 13.06 | 14.30 | 14.44 | 13.73 | |
| | | Stride length (m) | 6.11 | 6.18 | 6.14 | 6.19 | 5.88 | 5.66 | 5.84 | 5.89 | 5.95 | 6.21 | 6.00 | |
| | | Stride duration (s) | 0.416 | 0.423 | 0.434 | 0.444 | 0.456 | 0.443 | 0.440 | 0.451 | 0.416 | 0.430 | 0.437 | |
| | | Stride efficiency (%) | 58.36 | 59.67 | 58.99 | 59.79 | 53.95 | 49.99 | 53.38 | 54.24 | 55.34 | 60.29 | 56.23 | |
| | | Stride count | 29.45 | 32.37 | 32.55 | 32.33 | 34.04 | 35.36 | 34.22 | 33.95 | 33.61 | 32.20 | 330.08 | |

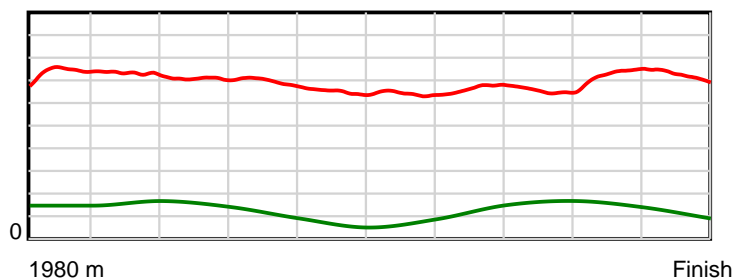
10 m Stride length



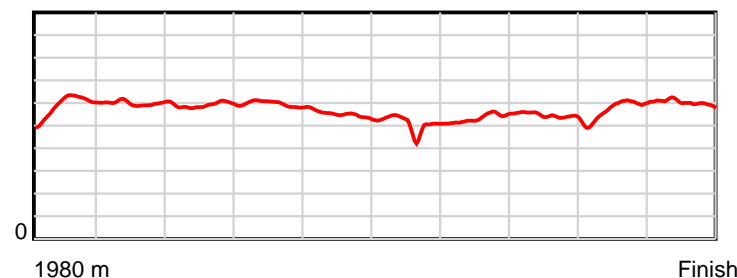
0.6 s Stride duration



20 m/sec Speed



100 % Stride efficiency



Note: Horizontal distance axis grid lines are 200m furlongs.

Disclaimer.

HRNZ and NZMTC and Thoroughbred Ratings Pty Ltd accepts no responsibility for the completeness or accuracy of any of the information contained herein, and makes no representations about its suitability for any particular purpose. Users should make their own judgements about those matters and/or seek independent advice. You assume all risks associated with use of the data provided on this page.


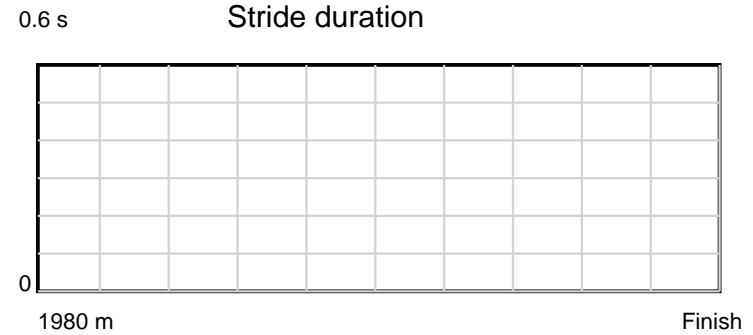
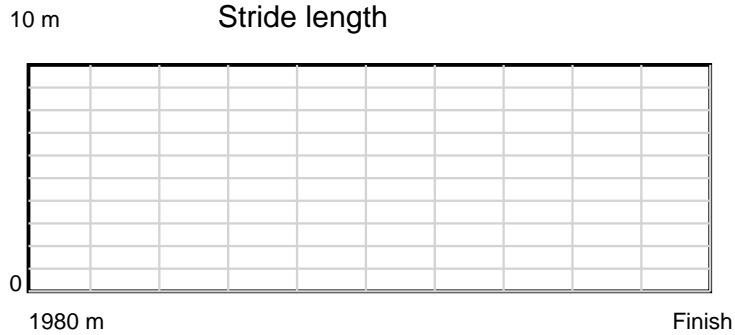


Race Results



June 14, 2024, Race 5, , Distance 1980m, Addington - Survey 1980m

| Result | TAB no. | Horse (Barrier) | 1980 to | 1800m to | 1600m to | 1400m to | 1200m to | 1000m to | 800m to | 600m to | 400m to | 200m to | Total or | Margin |
|--------|---------|------------------------------|---------|----------|----------|----------|----------|----------|---------|---------|---------|---------|----------|--------|
| 5th | 8 | Stephs Boy (7) | 1800m | 1600m | 1400m | 1200m | 1000m | 800m | 600m | 400m | 200m | WP | Average | |
| | | Position in running (margin) | - | 1(0.0) | 2(1.3) | 3(1.9) | 2(1.8) | 2(1.8) | 2(0.6) | 1(0.0) | 1(0.0) | 3(1.0) | | 5.20 |
| | | Sectional time (s) | 12.05 | 13.88 | 14.42 | 14.29 | 15.47 | 15.54 | 14.77 | 14.47 | 14.69 | 15.09 | | |
| | | Cumulative time (s) | 144.67 | 132.62 | 118.74 | 104.32 | 90.03 | 74.56 | 59.02 | 44.25 | 29.78 | 15.09 | 2:24.67 | |
| | | Speed (m/s) | 14.94 | 14.41 | 13.87 | 14.00 | 12.93 | 12.87 | 13.54 | 13.82 | 13.61 | 13.25 | 13.69 | |
| | | Stride length (m) | 0.00 | 0.00 | 0.00 | 0.00 | 0.00 | 0.00 | 0.00 | 0.00 | 0.00 | 0.00 | nan | |
| | | Stride duration (s) | 0.000 | 0.000 | 0.000 | 0.000 | 0.000 | 0.000 | 0.000 | 0.000 | 0.000 | 0.000 | nan | |
| | | Stride efficiency (%) | 0.00 | 0.00 | 0.00 | 0.00 | 0.00 | 0.00 | 0.00 | 0.00 | 0.00 | 0.00 | nan | |
| | | Stride count | 0.00 | 0.00 | 0.00 | 0.00 | 0.00 | 0.00 | 0.00 | 0.00 | 0.00 | 0.00 | 0.00 | |



Note: Horizontal distance axis grid lines are 200m furlongs.

Disclaimer.
 HRNZ and NZMTC and Thoroughbred Ratings Pty Ltd accepts no responsibility for the completeness or accuracy of any of the information contained herein, and makes no representations about its suitability for any particular purpose. Users should make their own judgements about those matters and/or seek independent advice. You assume all risks associated with use of the data provided on this page.

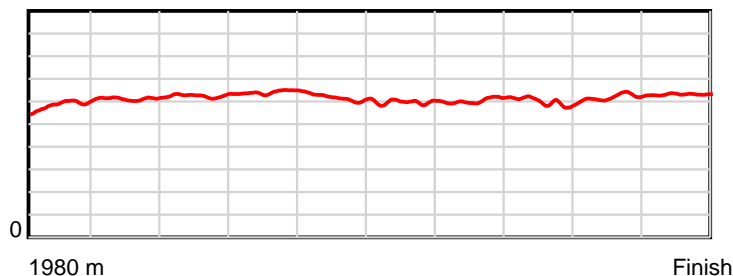


Race Results

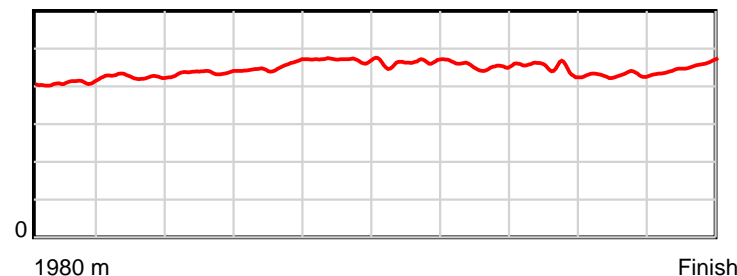
June 14, 2024, Race 5, , Distance 1980m, Addington - Survey 1980m

| Result | TAB no. | Horse (Barrier) | 1980 to | 1800m to | 1600m to | 1400m to | 1200m to | 1000m to | 800m to | 600m to | 400m to | 200m to | Total or | Margin |
|--------|---------|------------------------------|--------------|--------------|--------------|--------------|--------------|-------------|-------------|-------------|-------------|-----------|----------------|--------|
| 6th | 10 | Eddie Osei (9) | 1800m | 1600m | 1400m | 1200m | 1000m | 800m | 600m | 400m | 200m | WP | Average | |
| | | Position in running (margin) | - | 9(6.7) | 8(8.6) | 7(6.9) | 7(6.1) | 7(5.6) | 7(4.9) | 8(6.2) | 9(10.8) | 7(8.4) | | 8.00 |
| | | Sectional time (s) | 13.21 | 13.98 | 14.02 | 14.17 | 15.40 | 15.61 | 15.09 | 15.24 | 14.13 | 14.34 | | |
| | | Cumulative time (s) | 145.19 | 131.98 | 118.00 | 103.98 | 89.81 | 74.41 | 58.80 | 43.71 | 28.47 | 14.34 | 2:25.19 | |
| | | Speed (m/s) | 13.63 | 14.31 | 14.27 | 14.11 | 12.99 | 12.81 | 13.25 | 13.12 | 14.15 | 13.95 | 13.64 | |
| | | Stride length (m) | 5.85 | 6.09 | 6.23 | 6.39 | 6.12 | 5.94 | 6.02 | 5.89 | 6.09 | 6.34 | 6.09 | |
| | | Stride duration (s) | 0.410 | 0.426 | 0.437 | 0.453 | 0.471 | 0.463 | 0.454 | 0.448 | 0.430 | 0.454 | 0.447 | |
| | | Stride efficiency (%) | 53.52 | 57.94 | 60.66 | 63.78 | 58.44 | 55.06 | 56.64 | 54.13 | 57.88 | 62.73 | 57.99 | |
| | | Stride count | 30.76 | 32.85 | 32.10 | 31.30 | 32.71 | 33.69 | 33.22 | 33.98 | 32.86 | 31.57 | 325.04 | |

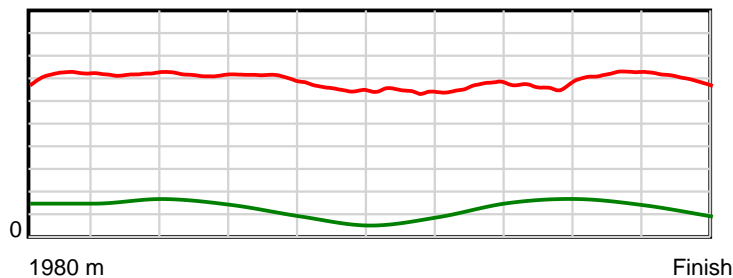
10 m Stride length



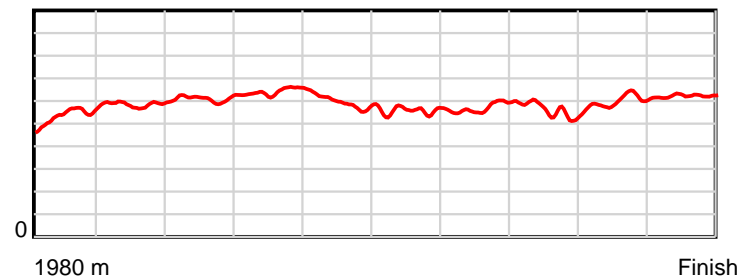
0.6 s Stride duration



20 m/sec Speed



100 % Stride efficiency



Note: Horizontal distance axis grid lines are 200m furlongs.

Disclaimer.

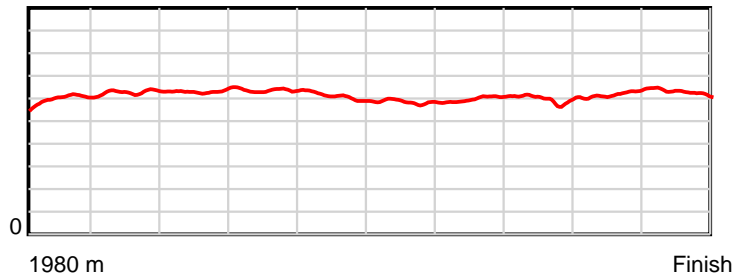
HRNZ and NZMTC and Thoroughbred Ratings Pty Ltd accepts no responsibility for the completeness or accuracy of any of the information contained herein, and makes no representations about its suitability for any particular purpose. Users should make their own judgements about those matters and/or seek independent advice. You assume all risks associated with use of the data provided on this page.

Race Results

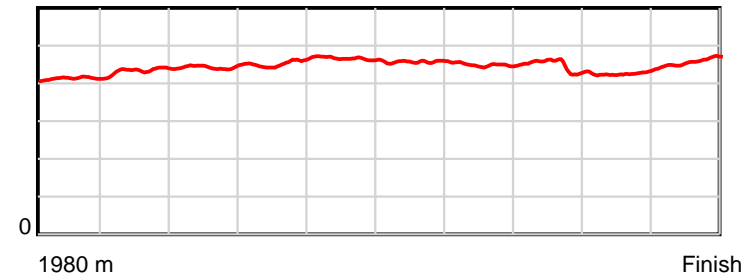
June 14, 2024, Race 5, , Distance 1980m, Addington - Survey 1980m

| Result | TAB no. | Horse (Barrier) | 1980 to | 1800m to | 1600m to | 1400m to | 1200m to | 1000m to | 800m to | 600m to | 400m to | 200m to | Total or | Margin |
|--------|---------|------------------------------|---------|----------|----------|----------|----------|----------|---------|---------|---------|---------|----------|--------|
| 7th | 1 | Herb (1) | 1800m | 1600m | 1400m | 1200m | 1000m | 800m | 600m | 400m | 200m | WP | Average | |
| | | Position in running (margin) | - | 6(3.9) | 5(5.3) | 4(3.9) | 5(3.8) | 5(4.3) | 5(3.7) | 6(4.5) | 7(8.6) | 6(6.2) | | 8.10 |
| | | Sectional time (s) | 12.78 | 13.88 | 14.09 | 14.30 | 15.55 | 15.63 | 15.01 | 15.16 | 14.13 | 14.67 | | |
| | | Cumulative time (s) | 145.20 | 132.42 | 118.54 | 104.45 | 90.15 | 74.60 | 58.97 | 43.96 | 28.80 | 14.67 | 2:25.20 | |
| | | Speed (m/s) | 14.08 | 14.41 | 14.19 | 13.99 | 12.86 | 12.80 | 13.32 | 13.19 | 14.15 | 13.63 | 13.64 | |
| | | Stride length (m) | 5.97 | 6.25 | 6.29 | 6.34 | 5.99 | 5.85 | 5.98 | 5.90 | 6.03 | 6.26 | 6.08 | |
| | | Stride duration (s) | 0.413 | 0.434 | 0.443 | 0.453 | 0.466 | 0.457 | 0.449 | 0.447 | 0.426 | 0.459 | 0.446 | |
| | | Stride efficiency (%) | 55.78 | 61.12 | 61.74 | 62.77 | 56.10 | 53.39 | 55.92 | 54.32 | 56.75 | 61.19 | 57.79 | |
| | | Stride count | 30.13 | 31.98 | 31.82 | 31.56 | 33.38 | 34.22 | 33.43 | 33.92 | 33.19 | 31.96 | 325.59 | |

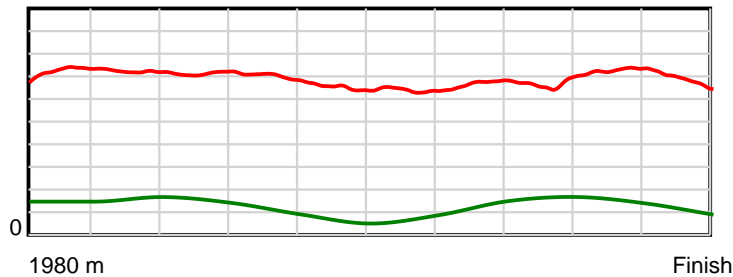
10 m Stride length



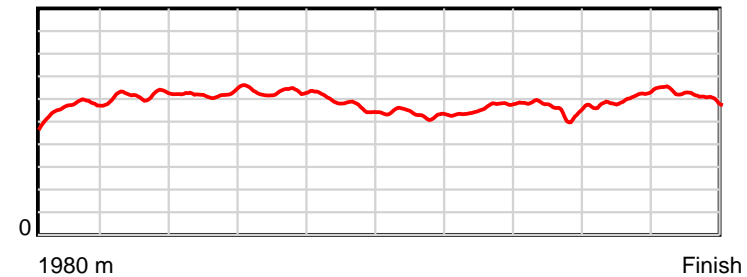
0.6 s Stride duration



20 m/sec Speed



100 % Stride efficiency



Note: Horizontal distance axis grid lines are 200m furlongs.

Disclaimer.

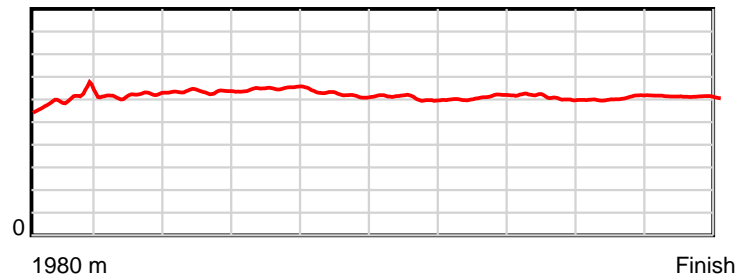
HRNZ and NZMTC and Thoroughbred Ratings Pty Ltd accepts no responsibility for the completeness or accuracy of any of the information contained herein, and makes no representations about its suitability for any particular purpose. Users should make their own judgements about those matters and/or seek independent advice. You assume all risks associated with use of the data provided on this page.

Race Results

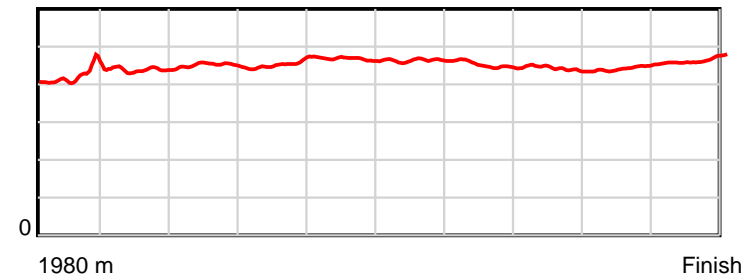
June 14, 2024, Race 5, , Distance 1980m, Addington - Survey 1980m

| Result | TAB no. | Horse (Barrier) | 1980 to | 1800m to | 1600m to | 1400m to | 1200m to | 1000m to | 800m to | 600m to | 400m to | 200m to | Total or | Margin |
|--------|---------|------------------------------|--------------|--------------|--------------|--------------|--------------|-------------|-------------|-------------|-------------|-----------|----------------|--------|
| 8th | 3 | Kowhai Nugget (3) | 1800m | 1600m | 1400m | 1200m | 1000m | 800m | 600m | 400m | 200m | WP | Average | |
| | | Position in running (margin) | - | 8(5.5) | 9(10.4) | 9(11.3) | 9(9.6) | 9(9.8) | 9(8.4) | 9(7.9) | 8(9.9) | 8(13.2) | | 17.70 |
| | | Sectional time (s) | 13.13 | 14.47 | 14.46 | 14.02 | 15.52 | 15.49 | 14.80 | 14.80 | 15.08 | 15.22 | | |
| | | Cumulative time (s) | 146.99 | 133.86 | 119.39 | 104.93 | 90.91 | 75.39 | 59.90 | 45.10 | 30.30 | 15.22 | 2:26.99 | |
| | | Speed (m/s) | 13.71 | 13.82 | 13.83 | 14.27 | 12.89 | 12.91 | 13.51 | 13.51 | 13.26 | 13.14 | 13.47 | |
| | | Stride length (m) | 5.97 | 6.06 | 6.25 | 6.47 | 6.02 | 5.98 | 6.09 | 5.96 | 5.89 | 6.11 | 6.08 | |
| | | Stride duration (s) | 0.422 | 0.438 | 0.452 | 0.454 | 0.467 | 0.464 | 0.451 | 0.441 | 0.444 | 0.465 | 0.451 | |
| | | Stride efficiency (%) | 55.61 | 57.38 | 61.01 | 65.39 | 56.63 | 55.95 | 58.01 | 55.59 | 54.25 | 58.35 | 57.72 | |
| | | Stride count | 30.17 | 33.01 | 32.01 | 30.92 | 33.22 | 33.43 | 32.83 | 33.53 | 33.94 | 32.73 | 325.79 | |

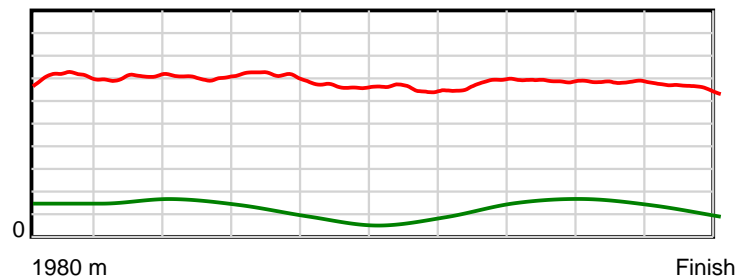
10 m Stride length



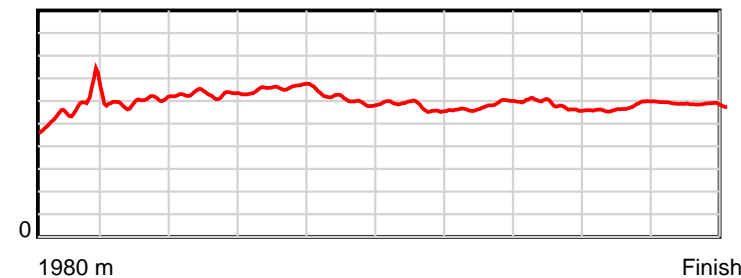
0.6 s Stride duration



20 m/sec Speed



100 % Stride efficiency



Note: Horizontal distance axis grid lines are 200m furlongs.

Disclaimer.

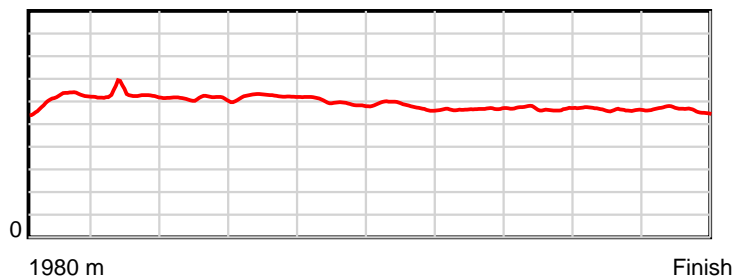
HRNZ and NZMTC and Thoroughbred Ratings Pty Ltd accepts no responsibility for the completeness or accuracy of any of the information contained herein, and makes no representations about its suitability for any particular purpose. Users should make their own judgements about those matters and/or seek independent advice. You assume all risks associated with use of the data provided on this page.

Race Results

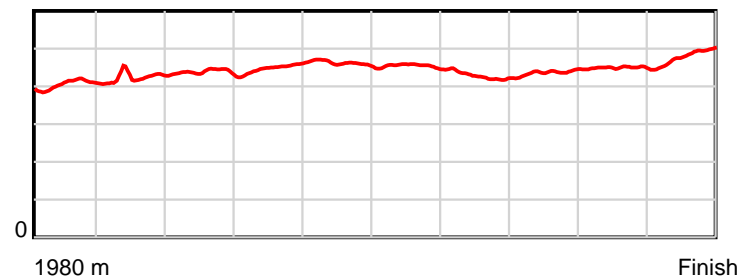
June 14, 2024, Race 5, , Distance 1980m, Addington - Survey 1980m

| Result | TAB no. | Horse (Barrier) | 1980 to | 1800m to | 1600m to | 1400m to | 1200m to | 1000m to | 800m to | 600m to | 400m to | 200m to | Total or | Margin |
|--------|---------|------------------------------|--------------|--------------|--------------|--------------|--------------|-------------|-------------|-------------|-------------|-----------|----------------|--------|
| 9th | 4 | Done Rockn (4) | 1800m | 1600m | 1400m | 1200m | 1000m | 800m | 600m | 400m | 200m | WP | Average | |
| | | Position in running (margin) | - | 2(0.8) | 1(0.0) | 1(0.0) | 1(0.0) | 1(0.0) | 1(0.0) | 2(1.2) | 5(6.8) | 9(14.8) | | 28.80 |
| | | Sectional time (s) | 12.06 | 13.52 | 14.31 | 14.31 | 15.48 | 15.73 | 15.07 | 15.42 | 15.86 | 17.27 | | |
| | | Cumulative time (s) | 149.03 | 136.97 | 123.45 | 109.14 | 94.83 | 79.35 | 63.62 | 48.55 | 33.13 | 17.27 | 2:29.03 | |
| | | Speed (m/s) | 14.93 | 14.79 | 13.98 | 13.98 | 12.92 | 12.71 | 13.27 | 12.97 | 12.61 | 11.58 | 13.29 | |
| | | Stride length (m) | 6.06 | 6.24 | 6.12 | 6.28 | 5.96 | 5.77 | 5.67 | 5.67 | 5.66 | 5.58 | 5.89 | |
| | | Stride duration (s) | 0.406 | 0.422 | 0.438 | 0.449 | 0.461 | 0.454 | 0.427 | 0.437 | 0.449 | 0.482 | 0.443 | |
| | | Stride efficiency (%) | 57.42 | 60.80 | 58.52 | 61.68 | 55.53 | 52.00 | 50.28 | 50.29 | 50.10 | 48.58 | 54.21 | |
| | | Stride count | 29.69 | 32.06 | 32.68 | 31.83 | 33.55 | 34.67 | 35.26 | 35.25 | 35.32 | 35.87 | 336.18 | |

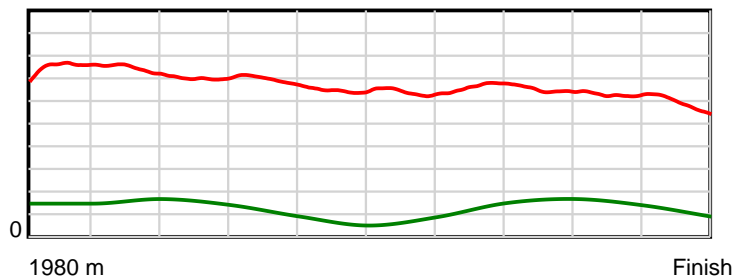
10 m Stride length



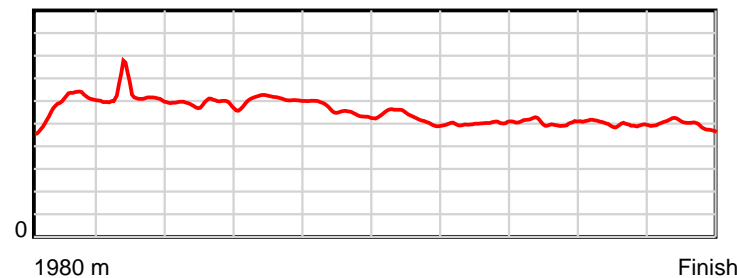
0.6 s Stride duration



20 m/sec Speed



100 % Stride efficiency



Note: Horizontal distance axis grid lines are 200m furlongs.

Disclaimer.

HRNZ and NZMTC and Thoroughbred Ratings Pty Ltd accepts no responsibility for the completeness or accuracy of any of the information contained herein, and makes no representations about its suitability for any particular purpose. Users should make their own judgements about those matters and/or seek independent advice. You assume all risks associated with use of the data provided on this page.



Race Results



June 14, 2024, Race 6, CONTINENTAL EVENT HIRE HANDICAP TROT, Distance 2600m, Addington - Survey 3200m

| Result | TAB no. | Horse (Barrier) | 2600 to | 2400m to |
|--------|---------|------------------------------|--------------|--------------|
| 1st | 3 | Tectonic (0) | 2400m | 2200m |
| | | Position in running (margin) | - | 2(0.3) |
| | | Sectional time (s) | 16.36 | 14.69 |
| | | Cumulative time (s) | 200.20 | 183.84 |
| | | Speed (m/s) | 12.22 | 13.61 |
| | | Stride length (m) | 5.91 | 6.07 |
| | | Stride duration (s) | 0.440 | 0.446 |
| | | Stride efficiency (%) | 54.63 | 57.51 |
| | | Stride count | 33.82 | 32.97 |

Disclaimer.

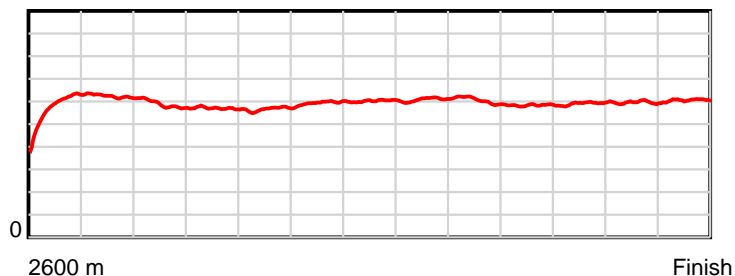
HRNZ and NZMTC and Thoroughbred Ratings Pty Ltd accepts no responsibility for the completeness or accuracy of any of the information contained herein, and makes no representations about its suitability for any particular purpose. Users should make their own judgements about those matters and/or seek independent advice. You assume all risks associated with use of the data provided on this page.

Race Results

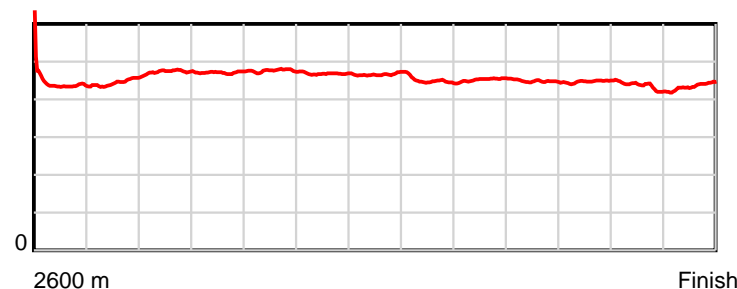
June 14, 2024, Race 6, CONTINENTAL EVENT HIRE HANDICAP TROT, Distance 2600m, Addington - Survey 3200m

| Result | TAB no. | Horse (Barrier) | 2200m to | 2000m to | 1800m to | 1600m to | 1400m to | 1200m to | 1000m to | 800m to | 600m to | 400m to | 200m to | Total or | Margin |
|--------|---------|------------------------------|--------------|--------------|--------------|--------------|--------------|--------------|-------------|-------------|-------------|-------------|-----------|----------------|--------|
| 1st | 3 | Tectonic (0) | 2000m | 1800m | 1600m | 1400m | 1200m | 1000m | 800m | 600m | 400m | 200m | WP | Average | |
| | | Position in running (margin) | 1(0.0) | 1(0.0) | 1(0.0) | 1(0.0) | 1(0.0) | 1(0.0) | 1(0.0) | 1(0.0) | 1(0.0) | 1(0.0) | 2(0.0) | | 0.00 |
| | | Sectional time (s) | 16.12 | 16.38 | 16.62 | 15.69 | 15.43 | 14.76 | 15.01 | 15.14 | 14.92 | 14.60 | 14.48 | | |
| | | Cumulative time (s) | 169.15 | 153.03 | 136.65 | 120.03 | 104.34 | 88.91 | 74.15 | 59.14 | 44.00 | 29.08 | 14.48 | 3:20.20 | |
| | | Speed (m/s) | 12.41 | 12.21 | 12.03 | 12.75 | 12.96 | 13.55 | 13.32 | 13.21 | 13.40 | 13.70 | 13.81 | 12.99 | |
| | | Stride length (m) | 5.87 | 5.75 | 5.73 | 5.96 | 6.04 | 6.08 | 6.04 | 5.92 | 5.99 | 5.95 | 6.02 | 5.95 | |
| | | Stride duration (s) | 0.473 | 0.471 | 0.476 | 0.467 | 0.466 | 0.448 | 0.453 | 0.448 | 0.447 | 0.435 | 0.435 | 0.458 | |
| | | Stride efficiency (%) | 53.81 | 51.71 | 51.24 | 55.45 | 57.00 | 57.70 | 56.95 | 54.69 | 56.12 | 55.34 | 56.54 | 55.23 | |
| | | Stride count | 34.08 | 34.77 | 34.93 | 33.57 | 33.12 | 32.91 | 33.13 | 33.81 | 33.37 | 33.61 | 33.25 | 437.34 | |

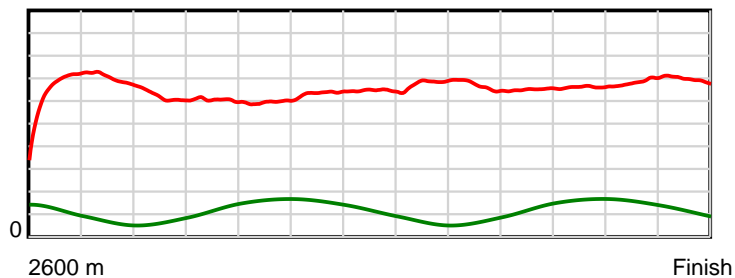
10 m Stride length



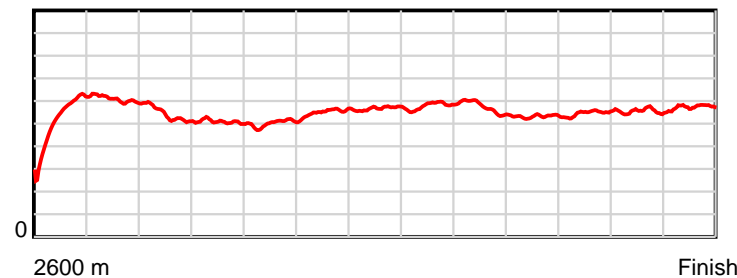
0.6 s Stride duration



20 m/sec Speed



100 % Stride efficiency



Note: Horizontal distance axis grid lines are 200m furlongs.

Disclaimer.

HRNZ and NZMTC and Thoroughbred Ratings Pty Ltd accepts no responsibility for the completeness or accuracy of any of the information contained herein, and makes no representations about its suitability for any particular purpose. Users should make their own judgements about those matters and/or seek independent advice. You assume all risks associated with use of the data provided on this page.



Race Results



June 14, 2024, Race 6, CONTINENTAL EVENT HIRE HANDICAP TROT, Distance 2600m, Addington - Survey 3200m

| Result | TAB no. | Horse (Barrier) | 2600 to | 2400m to |
|--------|---------|------------------------------|--------------|--------------|
| 2nd | 6 | Jimmy Carter (1) | 2400m | 2200m |
| | | Position in running (margin) | - | 6(21.1) |
| | | Sectional time (s) | 19.84 | 15.31 |
| | | Cumulative time (s) | 200.23 | 180.39 |
| | | Speed (m/s) | 10.08 | 13.06 |
| | | Stride length (m) | 5.93 | 6.14 |
| | | Stride duration (s) | 0.471 | 0.470 |
| | | Stride efficiency (%) | 54.95 | 58.85 |
| | | Stride count | 33.73 | 32.59 |

Disclaimer.

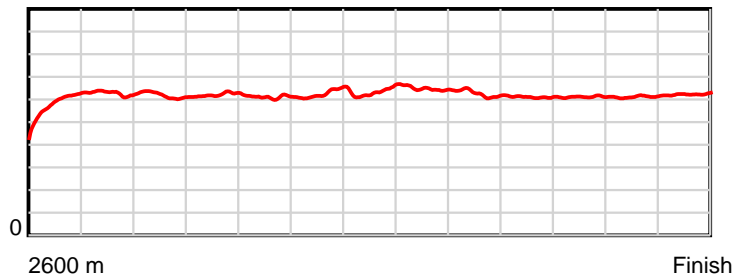
HRNZ and NZMTC and Thoroughbred Ratings Pty Ltd accepts no responsibility for the completeness or accuracy of any of the information contained herein, and makes no representations about its suitability for any particular purpose. Users should make their own judgements about those matters and/or seek independent advice. You assume all risks associated with use of the data provided on this page.

Race Results

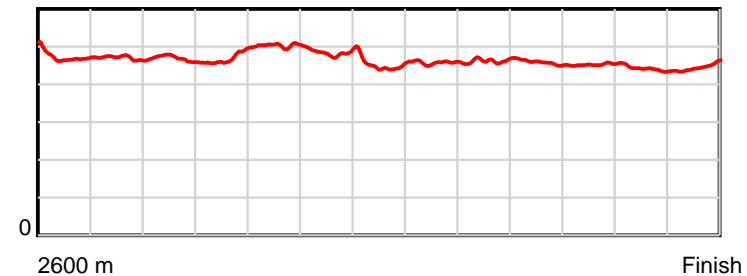
June 14, 2024, Race 6, CONTINENTAL EVENT HIRE HANDICAP TROT, Distance 2600m, Addington - Survey 3200m

| Result | TAB no. | Horse (Barrier) | 2200m to | 2000m to | 1800m to | 1600m to | 1400m to | 1200m to | 1000m to | 800m to | 600m to | 400m to | 200m to | Total or | Margin |
|--------|---------|------------------------------|--------------|--------------|--------------|--------------|--------------|--------------|-------------|-------------|-------------|-------------|-----------|----------------|--------|
| 2nd | 6 | Jimmy Carter (1) | 2000m | 1800m | 1600m | 1400m | 1200m | 1000m | 800m | 600m | 400m | 200m | WP | Average | |
| | | Position in running (margin) | 6(24.5) | 6(19.2) | 6(11.3) | 6(10.1) | 6(9.3) | 3(2.3) | 2(1.0) | 2(1.1) | 2(0.2) | 2(0.1) | 1(0.0) | | 0.20 |
| | | Sectional time (s) | 15.24 | 15.07 | 16.41 | 15.57 | 14.27 | 14.54 | 15.01 | 14.99 | 14.90 | 14.59 | 14.49 | | |
| | | Cumulative time (s) | 165.08 | 149.84 | 134.77 | 118.36 | 102.79 | 88.52 | 73.98 | 58.97 | 43.98 | 29.08 | 14.49 | 3:20.23 | |
| | | Speed (m/s) | 13.12 | 13.27 | 12.19 | 12.85 | 14.02 | 13.76 | 13.32 | 13.34 | 13.42 | 13.71 | 13.80 | 12.98 | |
| | | Stride length (m) | 6.16 | 6.23 | 6.13 | 6.23 | 6.32 | 6.29 | 6.16 | 6.11 | 6.07 | 6.05 | 6.18 | 6.15 | |
| | | Stride duration (s) | 0.469 | 0.469 | 0.503 | 0.485 | 0.451 | 0.457 | 0.463 | 0.458 | 0.453 | 0.441 | 0.448 | 0.474 | |
| | | Stride efficiency (%) | 59.25 | 60.62 | 58.77 | 60.70 | 62.51 | 61.88 | 59.35 | 58.32 | 57.66 | 57.10 | 59.68 | 59.16 | |
| | | Stride count | 32.48 | 32.11 | 32.61 | 32.09 | 31.62 | 31.78 | 32.45 | 32.74 | 32.92 | 33.08 | 32.36 | 422.56 | |

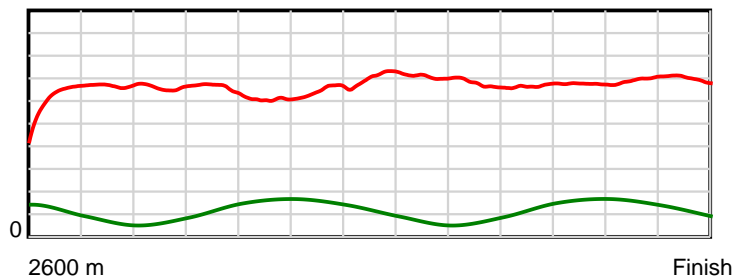
10 m Stride length



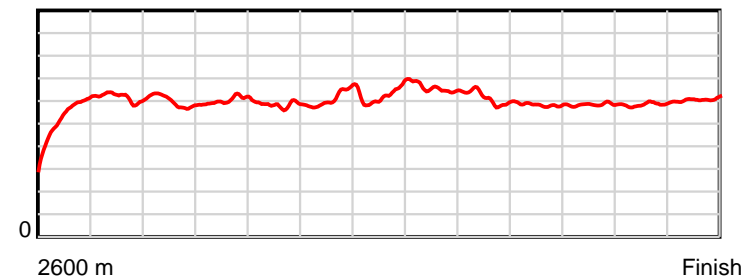
0.6 s Stride duration



20 m/sec Speed



100 % Stride efficiency



Note: Horizontal distance axis grid lines are 200m furlongs.

Disclaimer.

HRNZ and NZMTC and Thoroughbred Ratings Pty Ltd accepts no responsibility for the completeness or accuracy of any of the information contained herein, and makes no representations about its suitability for any particular purpose. Users should make their own judgements about those matters and/or seek independent advice. You assume all risks associated with use of the data provided on this page.



Race Results



June 14, 2024, Race 6, CONTINENTAL EVENT HIRE HANDICAP TROT, Distance 2600m, Addington - Survey 3200m

| Result | TAB no. | Horse (Barrier) | 2600 to | 2400m to |
|--------|---------|------------------------------|---------|----------|
| 3rd | 4 | Andy Hall (2) | 2400m | 2200m |
| | | Position in running (margin) | - | 4(9.4) |
| | | Sectional time (s) | 17.81 | 14.91 |
| | | Cumulative time (s) | 200.34 | 182.53 |
| | | Speed (m/s) | 11.23 | 13.41 |
| | | Stride length (m) | 5.79 | 6.37 |
| | | Stride duration (s) | 0.468 | 0.475 |
| | | Stride efficiency (%) | 52.31 | 63.40 |
| | | Stride count | 34.57 | 31.40 |

Disclaimer.

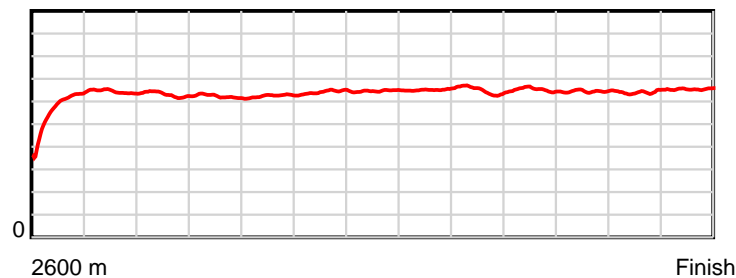
HRNZ and NZMTC and Thoroughbred Ratings Pty Ltd accepts no responsibility for the completeness or accuracy of any of the information contained herein, and makes no representations about its suitability for any particular purpose. Users should make their own judgements about those matters and/or seek independent advice. You assume all risks associated with use of the data provided on this page.

Race Results

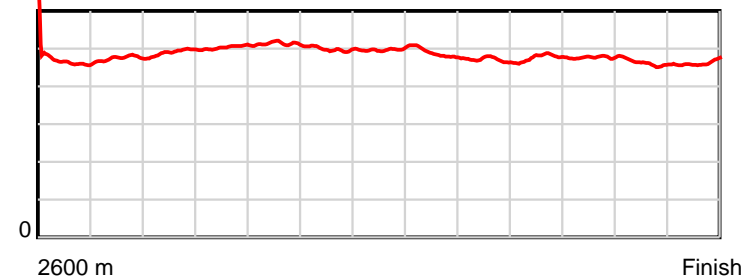
June 14, 2024, Race 6, CONTINENTAL EVENT HIRE HANDICAP TROT, Distance 2600m, Addington - Survey 3200m

| Result | TAB no. | Horse (Barrier) | 2200m to | 2000m to | 1800m to | 1600m to | 1400m to | 1200m to | 1000m to | 800m to | 600m to | 400m to | 200m to | Total or | Margin |
|--------|---------|------------------------------|----------|----------|----------|----------|----------|----------|----------|---------|---------|---------|---------|----------|--------|
| 3rd | 4 | Andy Hall (2) | 2000m | 1800m | 1600m | 1400m | 1200m | 1000m | 800m | 600m | 400m | 200m | WP | Average | |
| | | Position in running (margin) | 4(10.4) | 4(6.8) | 4(6.2) | 4(5.8) | 4(5.6) | 5(5.6) | 5(7.7) | 5(5.0) | 4(2.3) | 4(2.4) | 5(2.3) | | 0.80 |
| | | Sectional time (s) | 15.52 | 16.27 | 16.57 | 15.66 | 15.42 | 15.11 | 14.56 | 14.69 | 14.94 | 14.58 | 14.30 | | |
| | | Cumulative time (s) | 167.62 | 152.10 | 135.83 | 119.26 | 103.60 | 88.18 | 73.07 | 58.51 | 43.82 | 28.88 | 14.30 | 3:20.34 | |
| | | Speed (m/s) | 12.89 | 12.29 | 12.07 | 12.77 | 12.97 | 13.24 | 13.74 | 13.61 | 13.39 | 13.72 | 13.99 | 12.98 | |
| | | Stride length (m) | 6.32 | 6.19 | 6.19 | 6.37 | 6.45 | 6.46 | 6.46 | 6.49 | 6.38 | 6.33 | 6.49 | 6.32 | |
| | | Stride duration (s) | 0.491 | 0.503 | 0.513 | 0.499 | 0.497 | 0.488 | 0.470 | 0.476 | 0.477 | 0.462 | 0.464 | 0.487 | |
| | | Stride efficiency (%) | 62.50 | 59.78 | 59.94 | 63.43 | 65.04 | 65.12 | 65.23 | 65.75 | 63.63 | 62.70 | 65.83 | 62.51 | |
| | | Stride count | 31.62 | 32.34 | 32.29 | 31.39 | 31.00 | 30.98 | 30.95 | 30.83 | 31.34 | 31.57 | 30.81 | 411.09 | |

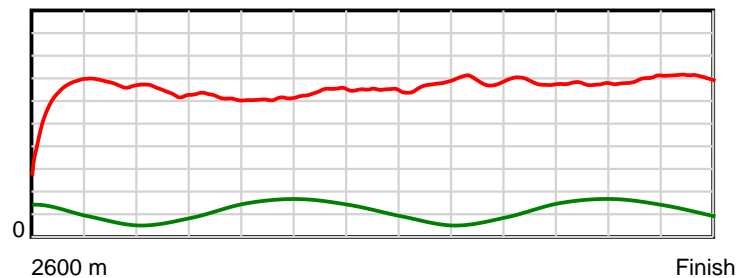
10 m Stride length



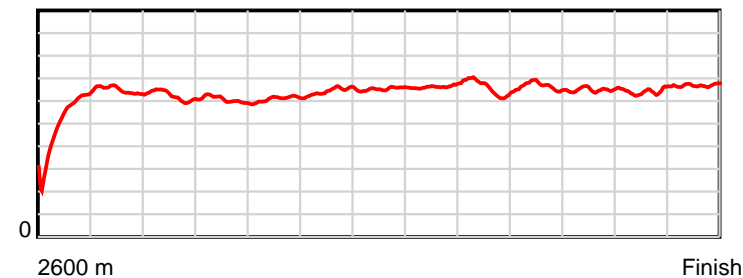
0.6 s Stride duration



20 m/sec Speed



100 % Stride efficiency



Note: Horizontal distance axis grid lines are 200m furlongs.

Disclaimer.

HRNZ and NZMTC and Thoroughbred Ratings Pty Ltd accepts no responsibility for the completeness or accuracy of any of the information contained herein, and makes no representations about its suitability for any particular purpose. Users should make their own judgements about those matters and/or seek independent advice. You assume all risks associated with use of the data provided on this page.



Race Results



June 14, 2024, Race 6, CONTINENTAL EVENT HIRE HANDICAP TROT, Distance 2600m, Addington - Survey 3200m

| Result | TAB no. | Horse (Barrier) | 2600 to | 2400m to |
|--------|---------|------------------------------|---------|----------|
| 4th | 5 | Harold Smith (3) | 2400m | 2200m |
| | | Position in running (margin) | - | 5(18.6) |
| | | Sectional time (s) | 19.41 | 14.94 |
| | | Cumulative time (s) | 200.41 | 181.00 |
| | | Speed (m/s) | 10.30 | 13.39 |
| | | Stride length (m) | 6.06 | 6.25 |
| | | Stride duration (s) | 0.473 | 0.467 |
| | | Stride efficiency (%) | 57.31 | 61.01 |
| | | Stride count | 33.02 | 32.01 |

Disclaimer.

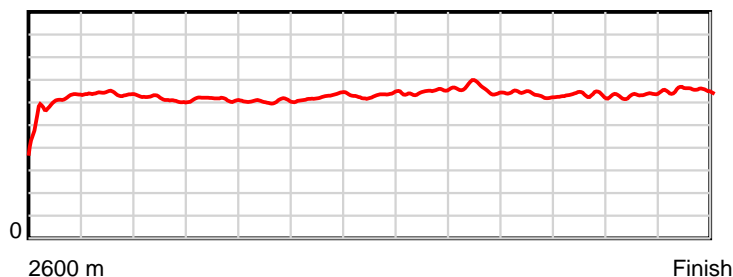
HRNZ and NZMTC and Thoroughbred Ratings Pty Ltd accepts no responsibility for the completeness or accuracy of any of the information contained herein, and makes no representations about its suitability for any particular purpose. Users should make their own judgements about those matters and/or seek independent advice. You assume all risks associated with use of the data provided on this page.

Race Results

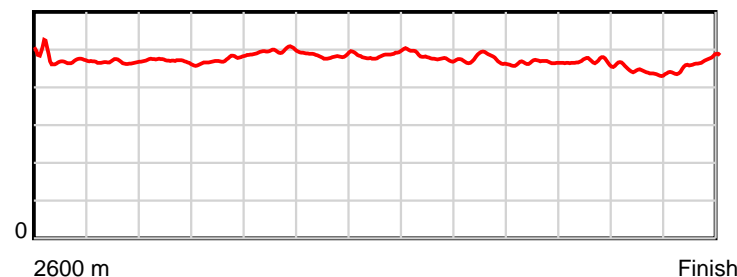
June 14, 2024, Race 6, CONTINENTAL EVENT HIRE HANDICAP TROT, Distance 2600m, Addington - Survey 3200m

| Result | TAB no. | Horse (Barrier) | 2200m to | 2000m to | 1800m to | 1600m to | 1400m to | 1200m to | 1000m to | 800m to | 600m to | 400m to | 200m to | Total or | Margin |
|--------|---------|------------------------------|--------------|--------------|--------------|--------------|--------------|--------------|-------------|-------------|-------------|-------------|-----------|----------------|--------|
| 4th | 5 | Harold Smith (3) | 2000m | 1800m | 1600m | 1400m | 1200m | 1000m | 800m | 600m | 400m | 200m | WP | Average | |
| | | Position in running (margin) | 5(19.9) | 5(15.2) | 5(9.7) | 5(8.2) | 5(7.9) | 6(7.5) | 6(9.8) | 6(7.3) | 6(4.5) | 5(4.3) | 4(2.2) | | 1.20 |
| | | Sectional time (s) | 15.35 | 15.46 | 16.38 | 15.64 | 15.36 | 15.14 | 14.59 | 14.68 | 14.90 | 14.24 | 14.32 | | |
| | | Cumulative time (s) | 166.06 | 150.71 | 135.25 | 118.87 | 103.23 | 87.87 | 72.73 | 58.14 | 43.46 | 28.56 | 14.32 | 3:20.41 | |
| | | Speed (m/s) | 13.03 | 12.94 | 12.21 | 12.79 | 13.02 | 13.21 | 13.71 | 13.62 | 13.42 | 14.04 | 13.97 | 12.97 | |
| | | Stride length (m) | 6.13 | 6.12 | 6.05 | 6.20 | 6.33 | 6.34 | 6.50 | 6.35 | 6.28 | 6.21 | 6.49 | 6.25 | |
| | | Stride duration (s) | 0.470 | 0.473 | 0.496 | 0.485 | 0.486 | 0.480 | 0.474 | 0.466 | 0.468 | 0.443 | 0.465 | 0.482 | |
| | | Stride efficiency (%) | 58.71 | 58.51 | 57.27 | 60.08 | 62.53 | 62.87 | 65.95 | 63.03 | 61.68 | 60.34 | 65.84 | 61.07 | |
| | | Stride count | 32.63 | 32.69 | 33.04 | 32.26 | 31.62 | 31.53 | 30.79 | 31.49 | 31.83 | 32.19 | 30.81 | 415.91 | |

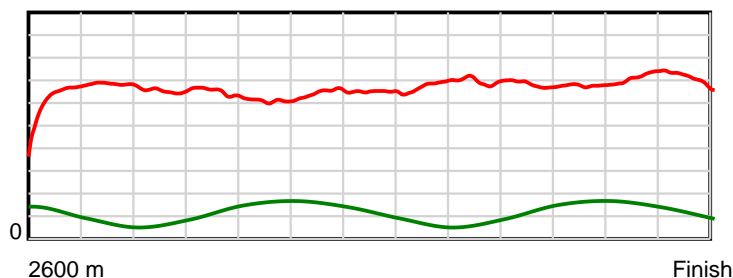
10 m Stride length



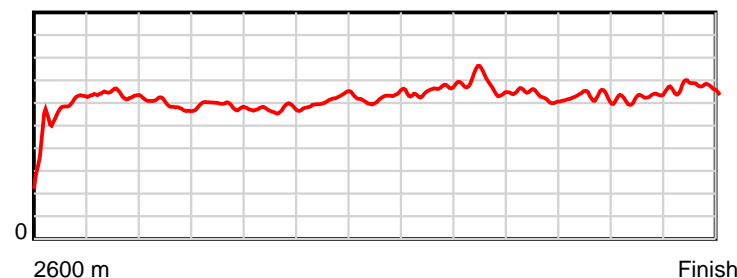
0.6 s Stride duration



20 m/sec Speed



100 % Stride efficiency



Note: Horizontal distance axis grid lines are 200m furlongs.

Disclaimer.

HRNZ and NZMTC and Thoroughbred Ratings Pty Ltd accepts no responsibility for the completeness or accuracy of any of the information contained herein, and makes no representations about its suitability for any particular purpose. Users should make their own judgements about those matters and/or seek independent advice. You assume all risks associated with use of the data provided on this page.



Race Results



June 14, 2024, Race 6, CONTINENTAL EVENT HIRE HANDICAP TROT, Distance 2600m, Addington - Survey 3200m

| Result | TAB no. | Horse (Barrier) | 2600 to | 2400m to |
|--------|---------|------------------------------|---------|----------|
| 5th | 2 | Paige (5) | 2400m | 2200m |
| | | Position in running (margin) | - | 1(0.0) |
| | | Sectional time (s) | 16.42 | 15.02 |
| | | Cumulative time (s) | 200.51 | 184.09 |
| | | Speed (m/s) | 12.18 | 13.32 |
| | | Stride length (m) | 5.61 | 6.16 |
| | | Stride duration (s) | 0.454 | 0.463 |
| | | Stride efficiency (%) | 49.14 | 59.34 |
| | | Stride count | 35.67 | 32.46 |

Disclaimer.

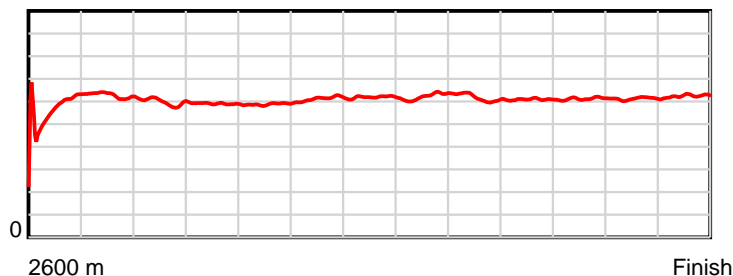
HRNZ and NZMTC and Thoroughbred Ratings Pty Ltd accepts no responsibility for the completeness or accuracy of any of the information contained herein, and makes no representations about its suitability for any particular purpose. Users should make their own judgements about those matters and/or seek independent advice. You assume all risks associated with use of the data provided on this page.

Race Results

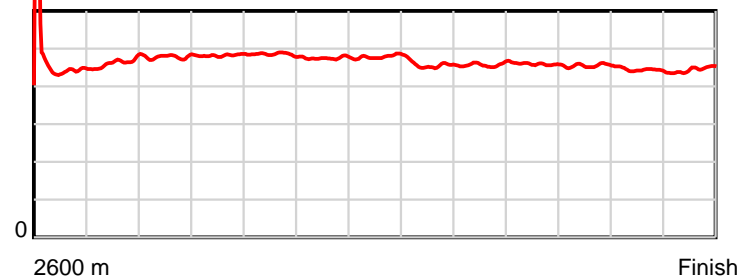
June 14, 2024, Race 6, CONTINENTAL EVENT HIRE HANDICAP TROT, Distance 2600m, Addington - Survey 3200m

| Result | TAB no. | Horse (Barrier) | 2200m to | 2000m to | 1800m to | 1600m to | 1400m to | 1200m to | 1000m to | 800m to | 600m to | 400m to | 200m to | Total or | Margin |
|--------|---------|------------------------------|----------|----------|----------|----------|----------|----------|----------|---------|---------|---------|---------|----------|--------|
| 5th | 2 | Paige (5) | 2000m | 1800m | 1600m | 1400m | 1200m | 1000m | 800m | 600m | 400m | 200m | WP | Average | |
| | | Position in running (margin) | 2(1.7) | 2(1.6) | 2(2.1) | 2(1.7) | 2(2.0) | 2(2.0) | 3(2.4) | 3(1.2) | 3(1.4) | 3(1.5) | 3(2.0) | | 1.70 |
| | | Sectional time (s) | 16.10 | 16.45 | 16.56 | 15.75 | 15.42 | 14.82 | 14.81 | 15.17 | 14.94 | 14.67 | 14.38 | | |
| | | Cumulative time (s) | 169.07 | 152.97 | 136.52 | 119.96 | 104.21 | 88.79 | 73.97 | 59.16 | 43.99 | 29.05 | 14.38 | 3:20.51 | |
| | | Speed (m/s) | 12.42 | 12.16 | 12.08 | 12.70 | 12.97 | 13.50 | 13.50 | 13.18 | 13.39 | 13.63 | 13.91 | 12.97 | |
| | | Stride length (m) | 5.94 | 5.86 | 5.86 | 6.04 | 6.21 | 6.16 | 6.18 | 6.05 | 6.08 | 6.05 | 6.19 | 6.02 | |
| | | Stride duration (s) | 0.478 | 0.482 | 0.485 | 0.475 | 0.479 | 0.457 | 0.457 | 0.459 | 0.454 | 0.444 | 0.445 | 0.465 | |
| | | Stride efficiency (%) | 55.14 | 53.62 | 53.58 | 56.96 | 60.26 | 59.35 | 59.60 | 57.22 | 57.85 | 57.27 | 59.81 | 56.72 | |
| | | Stride count | 33.67 | 34.14 | 34.16 | 33.13 | 32.21 | 32.45 | 32.38 | 33.05 | 32.87 | 33.04 | 32.33 | 431.56 | |

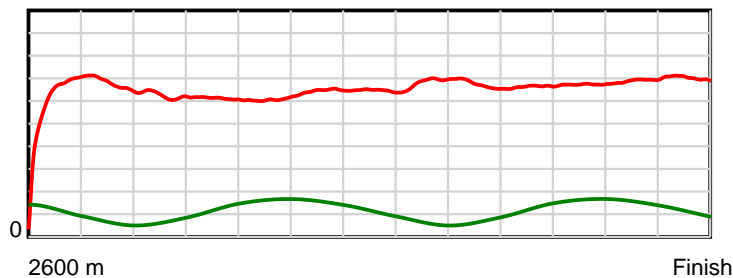
10 m Stride length



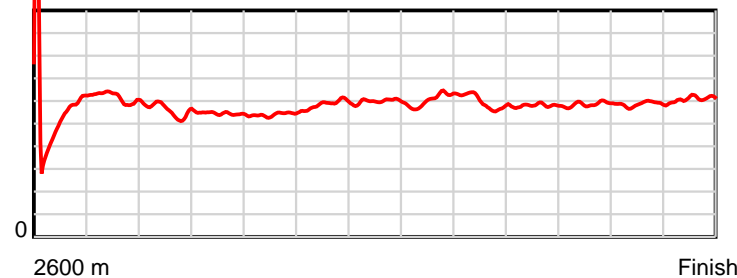
0.5 s Stride duration



20 m/sec Speed



100 % Stride efficiency



Note: Horizontal distance axis grid lines are 200m furlongs.

Disclaimer.

HRNZ and NZMTC and Thoroughbred Ratings Pty Ltd accepts no responsibility for the completeness or accuracy of any of the information contained herein, and makes no representations about its suitability for any particular purpose. Users should make their own judgements about those matters and/or seek independent advice. You assume all risks associated with use of the data provided on this page.



Race Results



June 14, 2024, Race 6, CONTINENTAL EVENT HIRE HANDICAP TROT, Distance 2600m, Addington - Survey 3200m

| Result | TAB no. | Horse (Barrier) | 2600 to | 2400m to |
|--------|---------|------------------------------|--------------|--------------|
| 6th | 1 | Grand Eagle (4) | 2400m | 2200m |
| | | Position in running (margin) | - | 3(3.1) |
| | | Sectional time (s) | 16.97 | 15.19 |
| | | Cumulative time (s) | 203.58 | 186.61 |
| | | Speed (m/s) | 11.78 | 13.17 |
| | | Stride length (m) | 5.54 | 6.22 |
| | | Stride duration (s) | 0.460 | 0.472 |
| | | Stride efficiency (%) | 48.04 | 60.41 |
| | | Stride count | 36.07 | 32.17 |

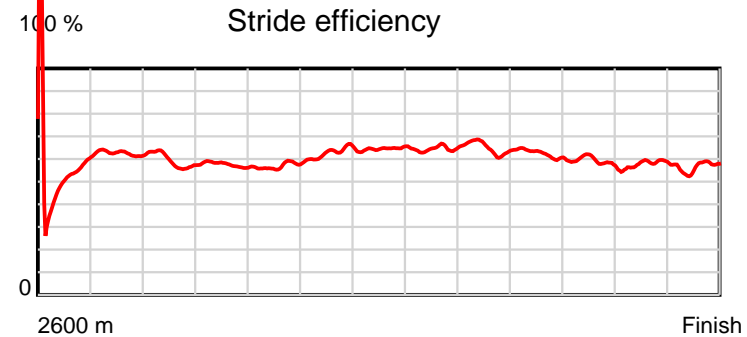
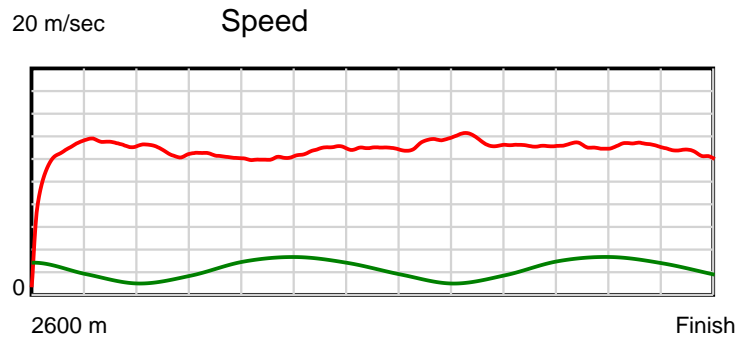
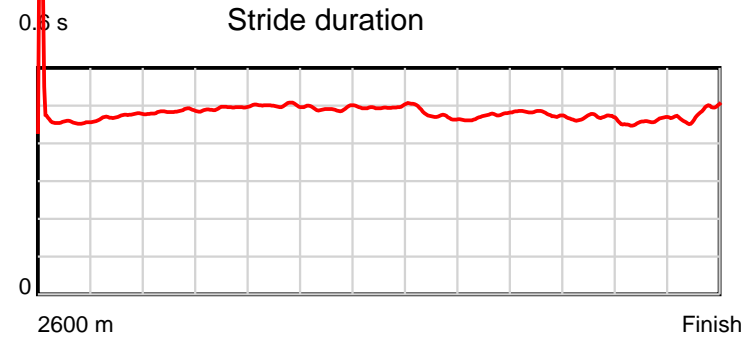
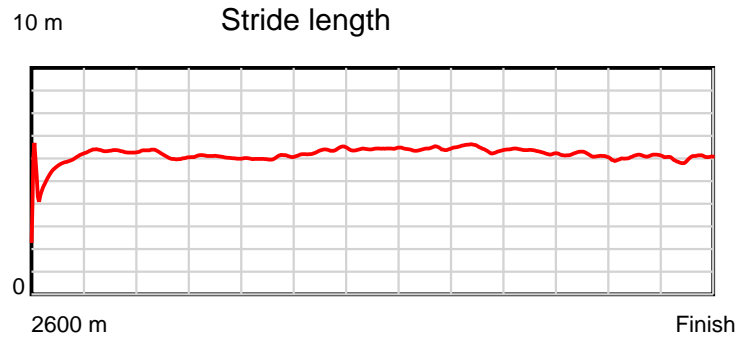
Disclaimer.

HRNZ and NZMTC and Thoroughbred Ratings Pty Ltd accepts no responsibility for the completeness or accuracy of any of the information contained herein, and makes no representations about its suitability for any particular purpose. Users should make their own judgements about those matters and/or seek independent advice. You assume all risks associated with use of the data provided on this page.

Race Results

June 14, 2024, Race 6, CONTINENTAL EVENT HIRE HANDICAP TROT, Distance 2600m, Addington - Survey 3200m

| Result | TAB no. | Horse (Barrier) | 2200m to | 2000m to | 1800m to | 1600m to | 1400m to | 1200m to | 1000m to | 800m to | 600m to | 400m to | 200m to | Total or | Margin |
|--------|---------|------------------------------|--------------|--------------|--------------|--------------|--------------|--------------|-------------|-------------|-------------|-------------|-----------|----------------|--------|
| 6th | 1 | Grand Eagle (4) | 2000m | 1800m | 1600m | 1400m | 1200m | 1000m | 800m | 600m | 400m | 200m | WP | Average | |
| | | Position in running (margin) | 3(5.8) | 3(4.7) | 3(3.6) | 3(3.4) | 3(3.9) | 4(3.4) | 4(5.6) | 4(3.8) | 5(3.9) | 6(5.7) | 6(9.4) | | 18.30 |
| | | Sectional time (s) | 15.94 | 16.20 | 16.59 | 15.77 | 15.34 | 15.13 | 14.69 | 15.17 | 15.21 | 15.23 | 16.15 | | |
| | | Cumulative time (s) | 171.42 | 155.48 | 139.28 | 122.69 | 106.92 | 91.58 | 76.45 | 61.76 | 46.59 | 31.38 | 16.15 | 3:23.58 | |
| | | Speed (m/s) | 12.55 | 12.35 | 12.06 | 12.68 | 13.04 | 13.22 | 13.61 | 13.18 | 13.15 | 13.13 | 12.38 | 12.77 | |
| | | Stride length (m) | 6.09 | 6.09 | 6.04 | 6.25 | 6.47 | 6.30 | 6.44 | 6.31 | 6.16 | 6.00 | 5.96 | 6.13 | |
| | | Stride duration (s) | 0.485 | 0.494 | 0.501 | 0.493 | 0.496 | 0.476 | 0.473 | 0.479 | 0.469 | 0.457 | 0.481 | 0.480 | |
| | | Stride efficiency (%) | 57.89 | 58.04 | 56.93 | 61.09 | 65.37 | 61.95 | 64.74 | 62.28 | 59.32 | 56.27 | 55.53 | 58.81 | |
| | | Stride count | 32.86 | 32.82 | 33.14 | 31.99 | 30.92 | 31.76 | 31.07 | 31.68 | 32.46 | 33.33 | 33.55 | 423.82 | |



Note: Horizontal distance axis grid lines are 200m furlongs.

Disclaimer.

HRNZ and NZMTC and Thoroughbred Ratings Pty Ltd accepts no responsibility for the completeness or accuracy of any of the information contained herein, and makes no representations about its suitability for any particular purpose. Users should make their own judgements about those matters and/or seek independent advice. You assume all risks associated with use of the data provided on this page.



Race Results



June 14, 2024, Race 7, THE SEAHORSE SUPPLEMENTS HANDICAP PACE, Distance 2600m, Addington - Survey 3200m

| Result | TAB no. | Horse (Barrier) | 2600 to | 2400m to |
|--------|---------|------------------------------|--------------|--------------|
| 1st | 5 | Tact McLeod (0) | 2400m | 2200m |
| | | Position in running (margin) | - | 2(0.7) |
| | | Sectional time (s) | 15.75 | 13.60 |
| | | Cumulative time (s) | 196.18 | 180.43 |
| | | Speed (m/s) | 12.70 | 14.71 |
| | | Stride length (m) | 6.63 | 6.89 |
| | | Stride duration (s) | 0.455 | 0.469 |
| | | Stride efficiency (%) | 68.77 | 74.19 |
| | | Stride count | 30.15 | 29.03 |

Disclaimer.

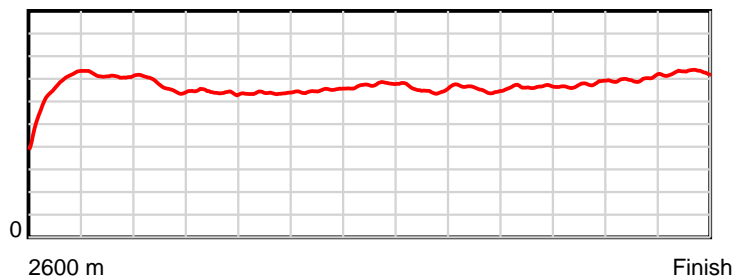
HRNZ and NZMTC and Thoroughbred Ratings Pty Ltd accepts no responsibility for the completeness or accuracy of any of the information contained herein, and makes no representations about its suitability for any particular purpose. Users should make their own judgements about those matters and/or seek independent advice. You assume all risks associated with use of the data provided on this page.

Race Results

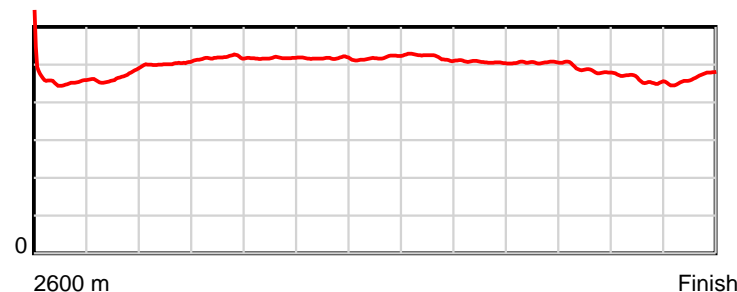
June 14, 2024, Race 7, THE SEAHORSE SUPPLEMENTS HANDICAP PACE, Distance 2600m, Addington - Survey 3200m

| Result | TAB no. | Horse (Barrier) | 2200m to | 2000m to | 1800m to | 1600m to | 1400m to | 1200m to | 1000m to | 800m to | 600m to | 400m to | 200m to | Total or | Margin |
|--------|---------|------------------------------|----------|----------|----------|----------|----------|----------|----------|---------|---------|---------|---------|----------|--------|
| 1st | 5 | Tact McLeod (0) | 2000m | 1800m | 1600m | 1400m | 1200m | 1000m | 800m | 600m | 400m | 200m | WP | Average | |
| | | Position in running (margin) | 1(0.0) | 1(0.0) | 1(0.0) | 1(0.0) | 1(0.0) | 1(0.0) | 1(0.0) | 1(0.0) | 1(0.0) | 1(0.0) | 1(0.0) | | 0.00 |
| | | Sectional time (s) | 15.31 | 16.31 | 16.14 | 16.16 | 15.54 | 16.20 | 15.40 | 15.27 | 14.44 | 13.24 | 12.82 | | |
| | | Cumulative time (s) | 166.83 | 151.52 | 135.21 | 119.07 | 102.91 | 87.37 | 71.17 | 55.77 | 40.50 | 26.06 | 12.82 | 3:16.18 | |
| | | Speed (m/s) | 13.06 | 12.26 | 12.39 | 12.38 | 12.87 | 12.35 | 12.99 | 13.10 | 13.85 | 15.11 | 15.60 | 13.25 | |
| | | Stride length (m) | 6.57 | 6.37 | 6.41 | 6.40 | 6.67 | 6.42 | 6.58 | 6.62 | 6.74 | 6.94 | 7.27 | 6.65 | |
| | | Stride duration (s) | 0.503 | 0.519 | 0.517 | 0.517 | 0.519 | 0.520 | 0.506 | 0.506 | 0.487 | 0.459 | 0.466 | 0.501 | |
| | | Stride efficiency (%) | 67.36 | 63.37 | 64.15 | 63.96 | 69.61 | 64.48 | 67.57 | 68.47 | 71.01 | 75.30 | 82.54 | 69.00 | |
| | | Stride count | 30.46 | 31.41 | 31.22 | 31.26 | 29.97 | 31.14 | 30.42 | 30.21 | 29.67 | 28.81 | 27.52 | 391.27 | |

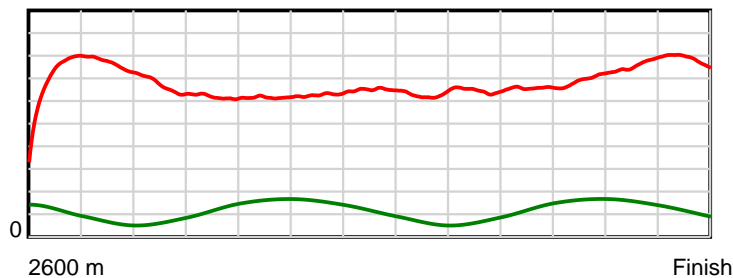
10 m Stride length



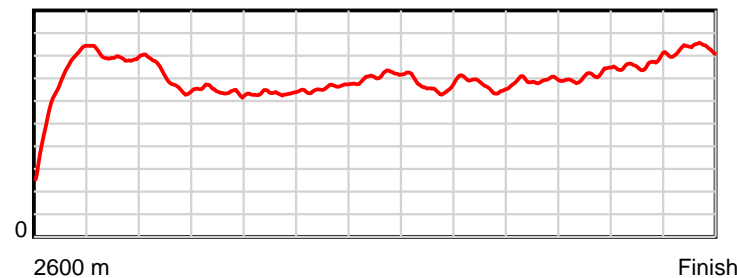
0.6 s Stride duration



20 m/sec Speed



100 % Stride efficiency



Note: Horizontal distance axis grid lines are 200m furlongs.

Disclaimer.

HRNZ and NZMTC and Thoroughbred Ratings Pty Ltd accepts no responsibility for the completeness or accuracy of any of the information contained herein, and makes no representations about its suitability for any particular purpose. Users should make their own judgements about those matters and/or seek independent advice. You assume all risks associated with use of the data provided on this page.



Race Results



June 14, 2024, Race 7, THE SEAHORSE SUPPLEMENTS HANDICAP PACE, Distance 2600m, Addington - Survey 3200m

| Result | TAB no. | Horse (Barrier) | 2600 to | 2400m to |
|--------|---------|------------------------------|--------------|--------------|
| 2nd | 1 | Commander Ben (1) | 2400m | 2200m |
| | | Position in running (margin) | - | 1(0.0) |
| | | Sectional time (s) | 15.57 | 14.06 |
| | | Cumulative time (s) | 196.60 | 181.03 |
| | | Speed (m/s) | 12.84 | 14.22 |
| | | Stride length (m) | 5.57 | 6.05 |
| | | Stride duration (s) | 0.432 | 0.425 |
| | | Stride efficiency (%) | 48.50 | 57.19 |
| | | Stride count | 35.90 | 33.06 |

Disclaimer.

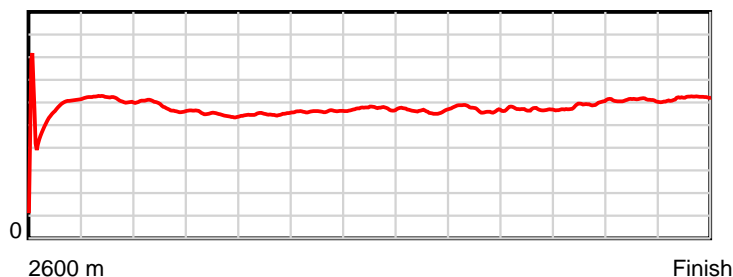
HRNZ and NZMTC and Thoroughbred Ratings Pty Ltd accepts no responsibility for the completeness or accuracy of any of the information contained herein, and makes no representations about its suitability for any particular purpose. Users should make their own judgements about those matters and/or seek independent advice. You assume all risks associated with use of the data provided on this page.

Race Results

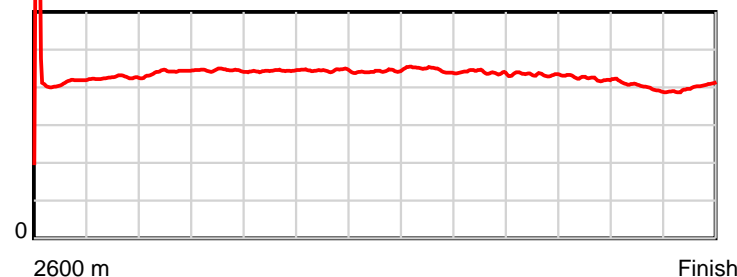
June 14, 2024, Race 7, THE SEAHORSE SUPPLEMENTS HANDICAP PACE, Distance 2600m, Addington - Survey 3200m

| Result | TAB no. | Horse (Barrier) | 2200m to | 2000m to | 1800m to | 1600m to | 1400m to | 1200m to | 1000m to | 800m to | 600m to | 400m to | 200m to | Total or | Margin |
|--------|---------|------------------------------|--------------|--------------|--------------|--------------|--------------|--------------|-------------|-------------|-------------|-------------|-----------|----------------|--------|
| 2nd | 1 | Commander Ben (1) | 2000m | 1800m | 1600m | 1400m | 1200m | 1000m | 800m | 600m | 400m | 200m | WP | Average | |
| | | Position in running (margin) | 2(2.1) | 2(2.1) | 2(1.8) | 2(2.1) | 2(1.8) | 2(1.5) | 2(1.7) | 2(1.8) | 3(1.5) | 3(1.6) | 2(2.1) | | 2.20 |
| | | Sectional time (s) | 15.32 | 16.26 | 16.18 | 16.11 | 15.49 | 16.24 | 15.41 | 15.22 | 14.46 | 13.31 | 12.97 | | |
| | | Cumulative time (s) | 166.97 | 151.65 | 135.39 | 119.21 | 103.10 | 87.61 | 71.37 | 55.96 | 40.74 | 26.28 | 12.97 | 3:16.60 | |
| | | Speed (m/s) | 13.05 | 12.30 | 12.36 | 12.41 | 12.91 | 12.32 | 12.98 | 13.14 | 13.83 | 15.03 | 15.42 | 13.22 | |
| | | Stride length (m) | 5.76 | 5.48 | 5.48 | 5.52 | 5.72 | 5.50 | 5.70 | 5.70 | 5.87 | 6.03 | 6.18 | 5.73 | |
| | | Stride duration (s) | 0.441 | 0.446 | 0.443 | 0.445 | 0.443 | 0.447 | 0.440 | 0.434 | 0.424 | 0.401 | 0.401 | 0.433 | |
| | | Stride efficiency (%) | 51.78 | 46.95 | 46.95 | 47.70 | 51.06 | 47.33 | 50.83 | 50.71 | 53.86 | 56.83 | 59.75 | 51.26 | |
| | | Stride count | 34.74 | 36.49 | 36.49 | 36.20 | 34.99 | 36.34 | 35.07 | 35.11 | 34.07 | 33.17 | 32.34 | 453.97 | |

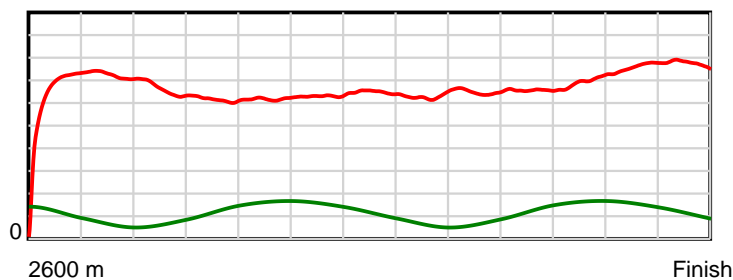
10 m Stride length



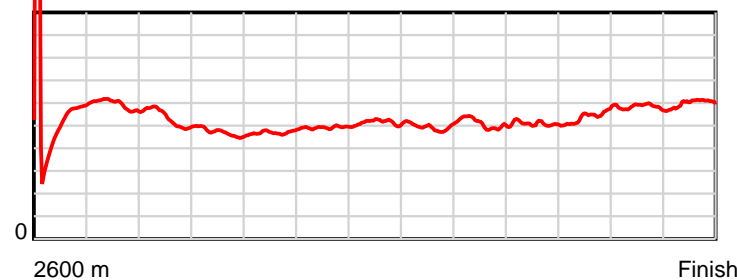
0.5 s Stride duration



20 m/sec Speed



100 % Stride efficiency



Note: Horizontal distance axis grid lines are 200m furlongs.

Disclaimer.

HRNZ and NZMTC and Thoroughbred Ratings Pty Ltd accepts no responsibility for the completeness or accuracy of any of the information contained herein, and makes no representations about its suitability for any particular purpose. Users should make their own judgements about those matters and/or seek independent advice. You assume all risks associated with use of the data provided on this page.



Race Results



June 14, 2024, Race 7, THE SEAHORSE SUPPLEMENTS HANDICAP PACE, Distance 2600m, Addington - Survey 3200m

| Result | TAB no. | Horse (Barrier) | 2600 to | 2400m to |
|--------|---------|------------------------------|--------------|--------------|
| 3rd | 2 | Tanzania (4) | 2400m | 2200m |
| | | Position in running (margin) | - | 3(2.3) |
| | | Sectional time (s) | 15.84 | 14.42 |
| | | Cumulative time (s) | 196.91 | 181.07 |
| | | Speed (m/s) | 12.62 | 13.87 |
| | | Stride length (m) | 5.24 | 6.01 |
| | | Stride duration (s) | 0.406 | 0.433 |
| | | Stride efficiency (%) | 42.91 | 56.42 |
| | | Stride count | 38.17 | 33.28 |

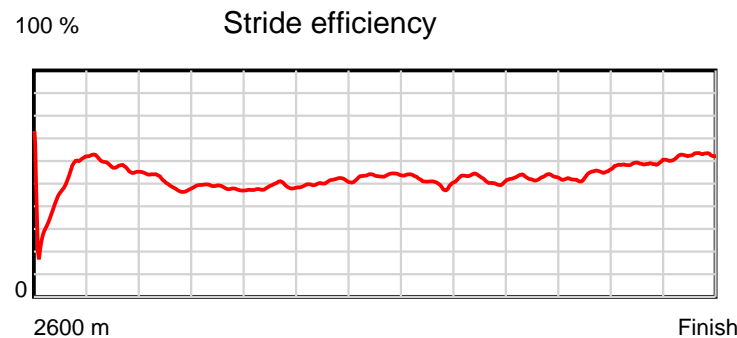
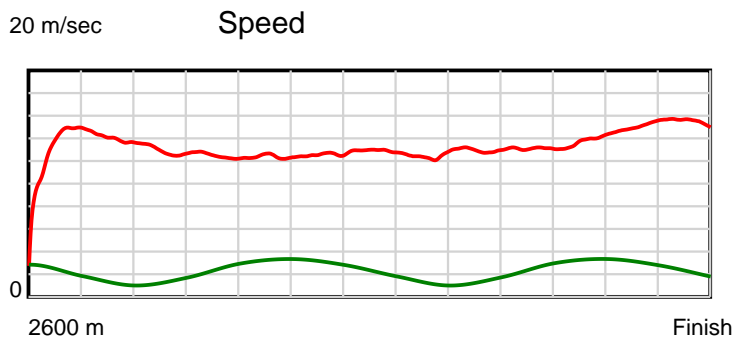
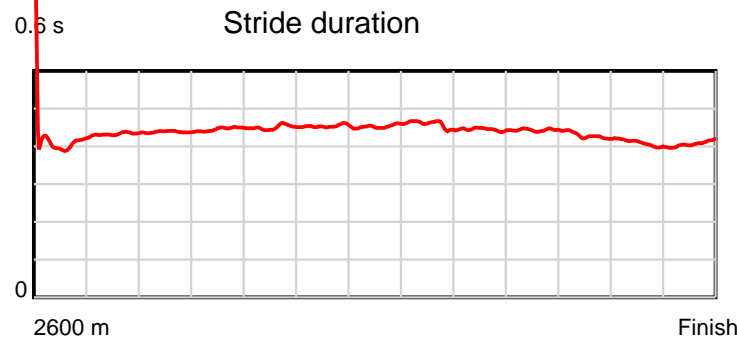
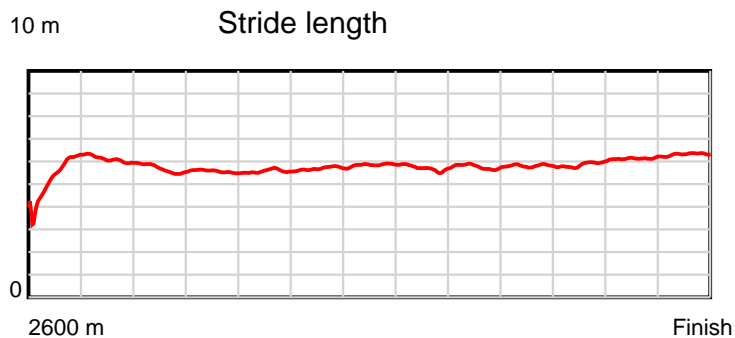
Disclaimer.

HRNZ and NZMTC and Thoroughbred Ratings Pty Ltd accepts no responsibility for the completeness or accuracy of any of the information contained herein, and makes no representations about its suitability for any particular purpose. Users should make their own judgements about those matters and/or seek independent advice. You assume all risks associated with use of the data provided on this page.

Race Results

June 14, 2024, Race 7, THE SEAHORSE SUPPLEMENTS HANDICAP PACE, Distance 2600m, Addington - Survey 3200m

| Result | TAB no. | Horse (Barrier) | 2200m to | 2000m to | 1800m to | 1600m to | 1400m to | 1200m to | 1000m to | 800m to | 600m to | 400m to | 200m to | Total or | Margin |
|--------|---------|------------------------------|----------|----------|----------|----------|----------|----------|----------|---------|---------|---------|---------|----------|--------|
| 3rd | 2 | Tanzania (4) | 2000m | 1800m | 1600m | 1400m | 1200m | 1000m | 800m | 600m | 400m | 200m | WP | Average | |
| | | Position in running (margin) | 3(6.5) | 3(7.2) | 3(5.0) | 3(4.5) | 3(4.1) | 3(3.6) | 4(3.8) | 4(3.8) | 5(3.6) | 5(3.7) | 4(4.4) | | 3.90 |
| | | Sectional time (s) | 15.43 | 15.94 | 16.05 | 16.09 | 15.46 | 16.24 | 15.40 | 15.23 | 14.47 | 13.36 | 12.98 | | |
| | | Cumulative time (s) | 166.65 | 151.22 | 135.28 | 119.23 | 103.14 | 87.68 | 71.44 | 56.04 | 40.81 | 26.34 | 12.98 | 3:16.91 | |
| | | Speed (m/s) | 12.96 | 12.55 | 12.46 | 12.43 | 12.94 | 12.32 | 12.99 | 13.13 | 13.82 | 14.97 | 15.41 | 13.20 | |
| | | Stride length (m) | 5.68 | 5.59 | 5.61 | 5.64 | 5.86 | 5.64 | 5.78 | 5.82 | 5.91 | 6.10 | 6.30 | 5.77 | |
| | | Stride duration (s) | 0.438 | 0.446 | 0.450 | 0.454 | 0.453 | 0.458 | 0.445 | 0.443 | 0.428 | 0.408 | 0.409 | 0.437 | |
| | | Stride efficiency (%) | 50.42 | 48.89 | 49.26 | 49.68 | 53.73 | 49.65 | 52.22 | 52.90 | 54.65 | 58.23 | 62.10 | 52.08 | |
| | | Stride count | 35.21 | 35.76 | 35.62 | 35.47 | 34.11 | 35.48 | 34.60 | 34.38 | 33.82 | 32.76 | 31.72 | 450.38 | |



Note: Horizontal distance axis grid lines are 200m furlongs.

Disclaimer.

HRNZ and NZMTC and Thoroughbred Ratings Pty Ltd accepts no responsibility for the completeness or accuracy of any of the information contained herein, and makes no representations about its suitability for any particular purpose. Users should make their own judgements about those matters and/or seek independent advice. You assume all risks associated with use of the data provided on this page.



Race Results



June 14, 2024, Race 7, THE SEAHORSE SUPPLEMENTS HANDICAP PACE, Distance 2600m, Addington - Survey 3200m

| Result | TAB no. | Horse (Barrier) | 2600 to | 2400m to |
|--------|---------|------------------------------|--------------|--------------|
| 4th | 6 | Heisenberg (2) | 2400m | 2200m |
| | | Position in running (margin) | - | 6(17.6) |
| | | Sectional time (s) | 18.51 | 14.96 |
| | | Cumulative time (s) | 197.03 | 178.52 |
| | | Speed (m/s) | 10.80 | 13.37 |
| | | Stride length (m) | 5.63 | 5.63 |
| | | Stride duration (s) | 0.401 | 0.421 |
| | | Stride efficiency (%) | 49.47 | 49.48 |
| | | Stride count | 35.55 | 35.54 |

Disclaimer.

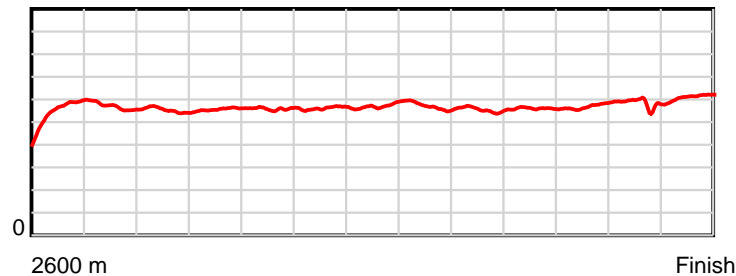
HRNZ and NZMTC and Thoroughbred Ratings Pty Ltd accepts no responsibility for the completeness or accuracy of any of the information contained herein, and makes no representations about its suitability for any particular purpose. Users should make their own judgements about those matters and/or seek independent advice. You assume all risks associated with use of the data provided on this page.

Race Results

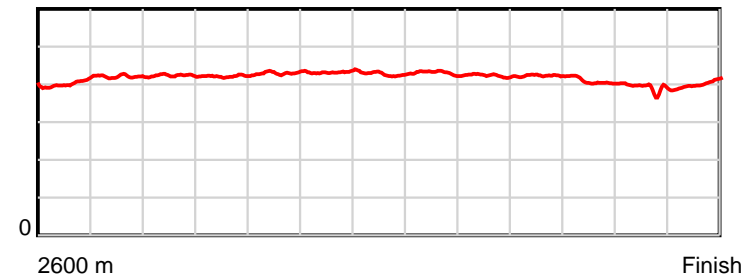
June 14, 2024, Race 7, THE SEAHORSE SUPPLEMENTS HANDICAP PACE, Distance 2600m, Addington - Survey 3200m

| Result | TAB no. | Horse (Barrier) | 2200m to | 2000m to | 1800m to | 1600m to | 1400m to | 1200m to | 1000m to | 800m to | 600m to | 400m to | 200m to | Total or | Margin |
|--------|---------|------------------------------|----------|----------|----------|----------|----------|----------|----------|---------|---------|---------|---------|----------|--------|
| 4th | 6 | Heisenberg (2) | 2000m | 1800m | 1600m | 1400m | 1200m | 1000m | 800m | 600m | 400m | 200m | WP | Average | |
| | | Position in running (margin) | 6(25.0) | 6(25.0) | 6(18.3) | 6(13.7) | 6(10.2) | 5(6.9) | 3(2.3) | 3(2.6) | 2(1.4) | 2(1.5) | 3(4.0) | | 4.60 |
| | | Sectional time (s) | 15.31 | 15.19 | 15.37 | 15.57 | 14.99 | 15.44 | 15.45 | 15.07 | 14.46 | 13.67 | 13.04 | | |
| | | Cumulative time (s) | 163.56 | 148.25 | 133.06 | 117.69 | 102.12 | 87.13 | 71.69 | 56.24 | 41.17 | 26.71 | 13.04 | 3:17.03 | |
| | | Speed (m/s) | 13.06 | 13.17 | 13.01 | 12.85 | 13.34 | 12.95 | 12.94 | 13.27 | 13.83 | 14.63 | 15.34 | 13.20 | |
| | | Stride length (m) | 5.52 | 5.55 | 5.59 | 5.55 | 5.70 | 5.58 | 5.48 | 5.61 | 5.64 | 5.72 | 6.17 | 5.64 | |
| | | Stride duration (s) | 0.423 | 0.421 | 0.430 | 0.432 | 0.427 | 0.430 | 0.423 | 0.423 | 0.408 | 0.391 | 0.402 | 0.427 | |
| | | Stride efficiency (%) | 47.68 | 48.09 | 48.88 | 48.11 | 50.77 | 48.58 | 46.96 | 49.18 | 49.72 | 51.12 | 59.51 | 49.69 | |
| | | Stride count | 36.21 | 36.05 | 35.76 | 36.05 | 35.09 | 35.87 | 36.48 | 35.65 | 35.46 | 34.97 | 32.41 | 461.09 | |

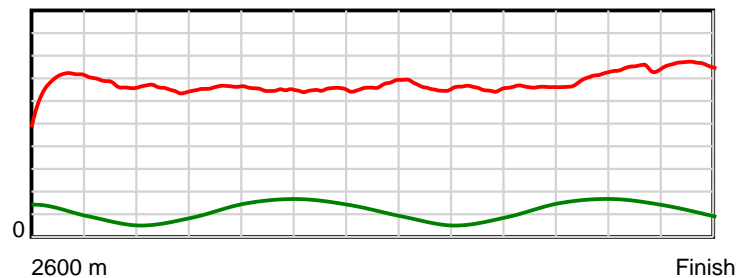
10 m Stride length



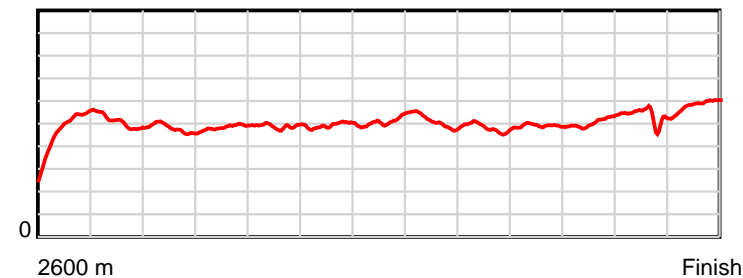
0.6 s Stride duration



20 m/sec Speed



100 % Stride efficiency



Note: Horizontal distance axis grid lines are 200m furlongs.

Disclaimer.

HRNZ and NZMTC and Thoroughbred Ratings Pty Ltd accepts no responsibility for the completeness or accuracy of any of the information contained herein, and makes no representations about its suitability for any particular purpose. Users should make their own judgements about those matters and/or seek independent advice. You assume all risks associated with use of the data provided on this page.



Race Results



June 14, 2024, Race 7, THE SEAHORSE SUPPLEMENTS HANDICAP PACE, Distance 2600m, Addington - Survey 3200m

| Result | TAB no. | Horse (Barrier) | 2600 to | 2400m to |
|--------|---------|------------------------------|---------|----------|
| 5th | 3 | Lester (3) | 2400m | 2200m |
| | | Position in running (margin) | - | 4(9.6) |
| | | Sectional time (s) | 17.02 | 14.43 |
| | | Cumulative time (s) | 197.08 | 180.06 |
| | | Speed (m/s) | 11.75 | 13.86 |
| | | Stride length (m) | 5.84 | 6.26 |
| | | Stride duration (s) | 0.435 | 0.452 |
| | | Stride efficiency (%) | 53.34 | 61.20 |
| | | Stride count | 34.23 | 31.96 |

Disclaimer.

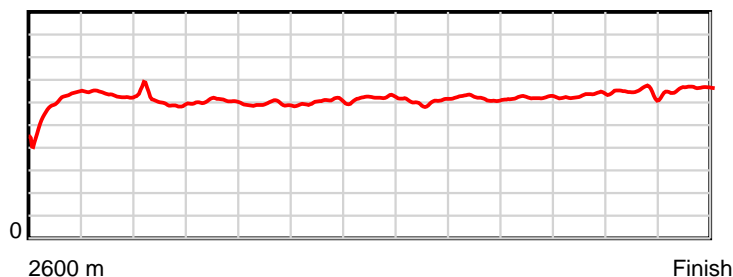
HRNZ and NZMTC and Thoroughbred Ratings Pty Ltd accepts no responsibility for the completeness or accuracy of any of the information contained herein, and makes no representations about its suitability for any particular purpose. Users should make their own judgements about those matters and/or seek independent advice. You assume all risks associated with use of the data provided on this page.

Race Results

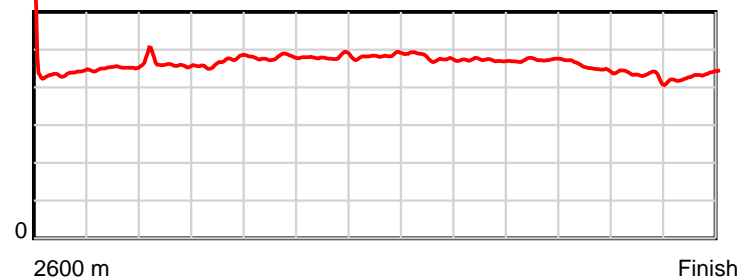
June 14, 2024, Race 7, THE SEAHORSE SUPPLEMENTS HANDICAP PACE, Distance 2600m, Addington - Survey 3200m

| Result | TAB no. | Horse (Barrier) | 2200m to | 2000m to | 1800m to | 1600m to | 1400m to | 1200m to | 1000m to | 800m to | 600m to | 400m to | 200m to | Total or | Margin |
|--------|---------|------------------------------|----------|----------|----------|----------|----------|----------|----------|---------|---------|---------|---------|----------|--------|
| 5th | 3 | Lester (3) | 2000m | 1800m | 1600m | 1400m | 1200m | 1000m | 800m | 600m | 400m | 200m | WP | Average | |
| | | Position in running (margin) | 4(13.9) | 4(13.4) | 4(7.1) | 4(7.2) | 4(6.2) | 4(5.6) | 5(4.7) | 5(4.1) | 4(3.2) | 4(3.3) | 5(5.3) | | 4.80 |
| | | Sectional time (s) | 15.24 | 15.26 | 16.15 | 15.99 | 15.45 | 16.04 | 15.31 | 15.11 | 14.46 | 13.57 | 13.05 | | |
| | | Cumulative time (s) | 165.63 | 150.39 | 135.13 | 118.98 | 102.99 | 87.54 | 71.50 | 56.19 | 41.08 | 26.62 | 13.05 | 3:17.08 | |
| | | Speed (m/s) | 13.12 | 13.11 | 12.38 | 12.51 | 12.94 | 12.47 | 13.06 | 13.24 | 13.83 | 14.74 | 15.33 | 13.19 | |
| | | Stride length (m) | 6.06 | 6.12 | 5.94 | 6.01 | 6.26 | 5.97 | 6.17 | 6.26 | 6.27 | 6.35 | 6.63 | 6.16 | |
| | | Stride duration (s) | 0.461 | 0.467 | 0.479 | 0.481 | 0.484 | 0.479 | 0.472 | 0.473 | 0.453 | 0.431 | 0.432 | 0.467 | |
| | | Stride efficiency (%) | 57.30 | 58.62 | 55.06 | 56.49 | 61.25 | 55.76 | 59.49 | 61.21 | 61.35 | 63.10 | 68.62 | 59.27 | |
| | | Stride count | 33.03 | 32.65 | 33.69 | 33.26 | 31.94 | 33.48 | 32.41 | 31.96 | 31.92 | 31.47 | 30.18 | 422.18 | |

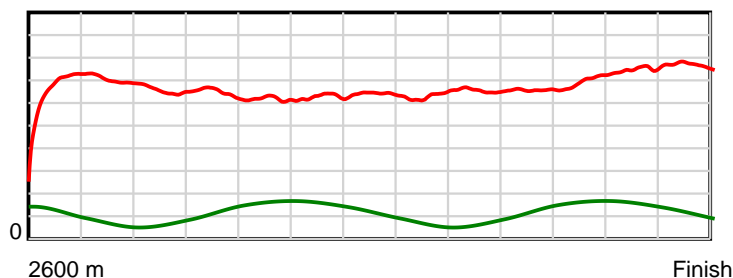
10 m Stride length



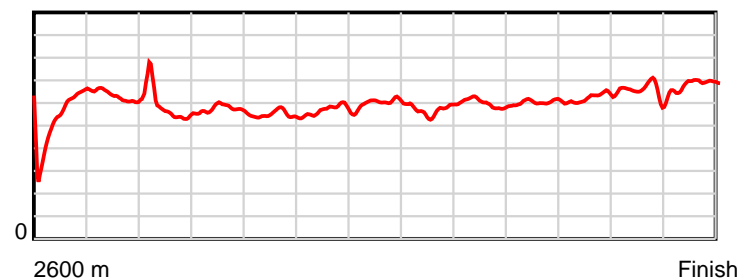
0.6 s Stride duration



20 m/sec Speed



100 % Stride efficiency



Note: Horizontal distance axis grid lines are 200m furlongs.

Disclaimer.

HRNZ and NZMTC and Thoroughbred Ratings Pty Ltd accepts no responsibility for the completeness or accuracy of any of the information contained herein, and makes no representations about its suitability for any particular purpose. Users should make their own judgements about those matters and/or seek independent advice. You assume all risks associated with use of the data provided on this page.



Race Results



June 14, 2024, Race 7, THE SEAHORSE SUPPLEMENTS HANDICAP PACE, Distance 2600m, Addington - Survey 3200m

| Result | TAB no. | Horse (Barrier) | 2600 to | 2400m to |
|--------|---------|------------------------------|--------------|--------------|
| 6th | 4 | Buckskin (5) | 2400m | 2200m |
| | | Position in running (margin) | - | 5(15.1) |
| | | Sectional time (s) | 18.04 | 15.11 |
| | | Cumulative time (s) | 198.38 | 180.34 |
| | | Speed (m/s) | 11.09 | 13.24 |
| | | Stride length (m) | 5.74 | 5.99 |
| | | Stride duration (s) | 0.440 | 0.453 |
| | | Stride efficiency (%) | 51.40 | 56.05 |
| | | Stride count | 34.87 | 33.39 |

Disclaimer.

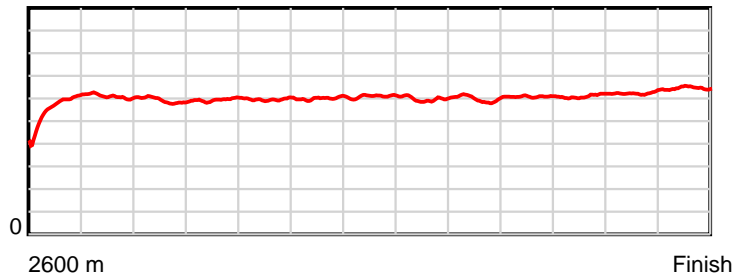
HRNZ and NZMTC and Thoroughbred Ratings Pty Ltd accepts no responsibility for the completeness or accuracy of any of the information contained herein, and makes no representations about its suitability for any particular purpose. Users should make their own judgements about those matters and/or seek independent advice. You assume all risks associated with use of the data provided on this page.

Race Results

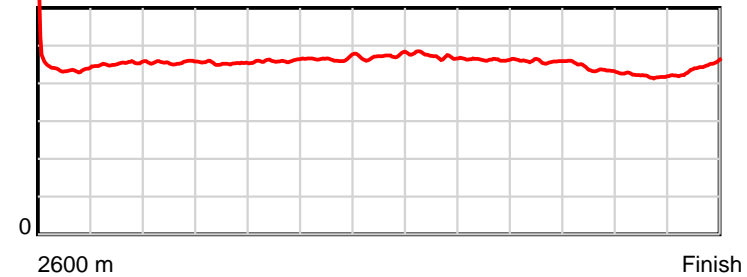
June 14, 2024, Race 7, THE SEAHORSE SUPPLEMENTS HANDICAP PACE, Distance 2600m, Addington - Survey 3200m

| Result | TAB no. | Horse (Barrier) | 2200m to | 2000m to | 1800m to | 1600m to | 1400m to | 1200m to | 1000m to | 800m to | 600m to | 400m to | 200m to | Total or | Margin |
|--------|---------|------------------------------|----------|----------|----------|----------|----------|----------|----------|---------|---------|---------|---------|----------|--------|
| 6th | 4 | Buckskin (5) | 2000m | 1800m | 1600m | 1400m | 1200m | 1000m | 800m | 600m | 400m | 200m | WP | Average | |
| | | Position in running (margin) | 5(23.5) | 5(23.7) | 5(16.5) | 5(12.3) | 5(8.5) | 6(7.5) | 6(6.6) | 6(6.2) | 6(5.0) | 6(5.9) | 6(8.3) | | 11.90 |
| | | Sectional time (s) | 15.35 | 15.10 | 15.45 | 15.52 | 15.38 | 16.05 | 15.34 | 15.08 | 14.58 | 13.65 | 13.73 | | |
| | | Cumulative time (s) | 165.23 | 149.88 | 134.78 | 119.33 | 103.81 | 88.43 | 72.38 | 57.04 | 41.96 | 27.38 | 13.73 | 3:18.38 | |
| | | Speed (m/s) | 13.03 | 13.25 | 12.94 | 12.89 | 13.00 | 12.46 | 13.04 | 13.26 | 13.72 | 14.65 | 14.57 | 13.11 | |
| | | Stride length (m) | 5.93 | 6.00 | 5.95 | 6.00 | 6.13 | 5.88 | 6.03 | 6.08 | 6.03 | 6.16 | 6.46 | 6.02 | |
| | | Stride duration (s) | 0.455 | 0.453 | 0.459 | 0.465 | 0.471 | 0.472 | 0.463 | 0.459 | 0.439 | 0.420 | 0.444 | 0.460 | |
| | | Stride efficiency (%) | 54.96 | 56.34 | 55.25 | 56.26 | 58.72 | 54.11 | 56.85 | 57.79 | 56.80 | 59.25 | 65.18 | 56.72 | |
| | | Stride count | 33.72 | 33.31 | 33.64 | 33.33 | 32.63 | 33.99 | 33.16 | 32.89 | 33.17 | 32.48 | 30.97 | 431.55 | |

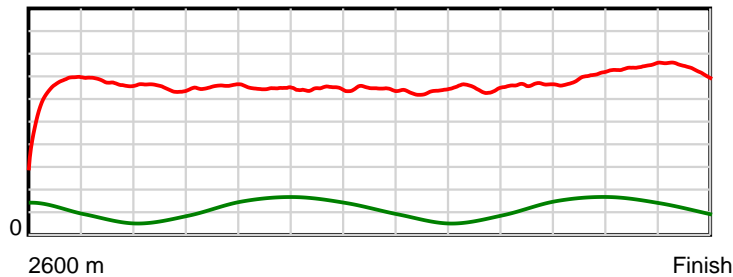
10 m Stride length



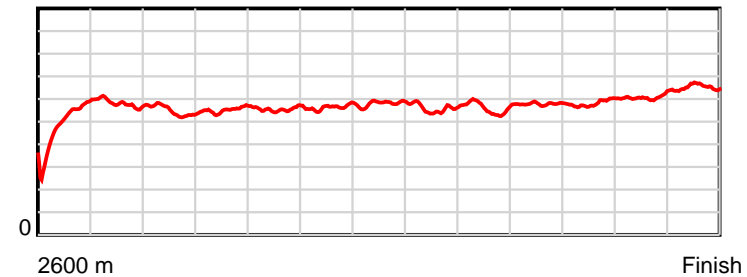
0.6 s Stride duration



20 m/sec Speed



100 % Stride efficiency



Note: Horizontal distance axis grid lines are 200m furlongs.

Disclaimer.

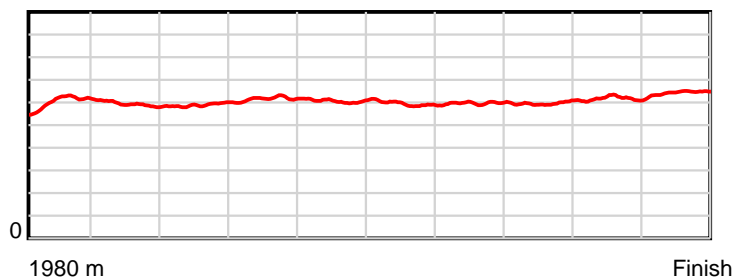
HRNZ and NZMTC and Thoroughbred Ratings Pty Ltd accepts no responsibility for the completeness or accuracy of any of the information contained herein, and makes no representations about its suitability for any particular purpose. Users should make their own judgements about those matters and/or seek independent advice. You assume all risks associated with use of the data provided on this page.

Race Results

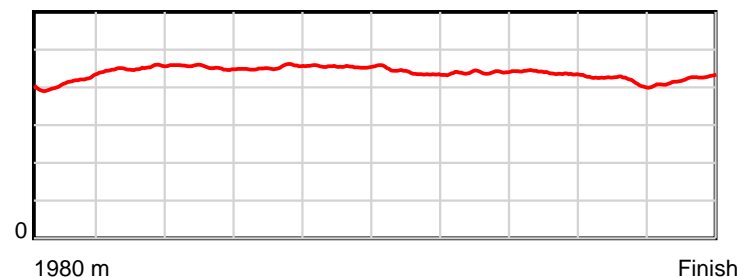
June 14, 2024, Race 8, HAMPTONS ITM WINTER THREE-YEAR-OLD STAKES (MOBILE PACE), Distance 1980m, Addington - Survey 1980m

| Result | TAB no. | Horse (Barrier) | 1980 to | 1800m to | 1600m to | 1400m to | 1200m to | 1000m to | 800m to | 600m to | 400m to | 200m to | Total or | Margin |
|--------|---------|------------------------------|---------|----------|----------|----------|----------|----------|---------|---------|---------|---------|----------|--------|
| 1st | 5 | Shards Matrix (5) | 1800m | 1600m | 1400m | 1200m | 1000m | 800m | 600m | 400m | 200m | WP | Average | |
| | | Position in running (margin) | - | 1(0.0) | 1(0.0) | 1(0.0) | 1(0.0) | 1(0.0) | 1(0.0) | 1(0.0) | 1(0.0) | 1(0.0) | | 0.00 |
| | | Sectional time (s) | 12.54 | 15.33 | 15.70 | 14.91 | 15.39 | 15.09 | 14.94 | 14.80 | 13.82 | 13.30 | | |
| | | Cumulative time (s) | 145.82 | 133.28 | 117.95 | 102.25 | 87.34 | 71.95 | 56.86 | 41.92 | 27.12 | 13.30 | 2:25.82 | |
| | | Speed (m/s) | 14.35 | 13.05 | 12.74 | 13.41 | 13.00 | 13.25 | 13.39 | 13.51 | 14.47 | 15.04 | 13.58 | |
| | | Stride length (m) | 5.99 | 5.88 | 5.78 | 6.07 | 5.91 | 5.84 | 5.88 | 5.93 | 6.05 | 6.34 | 5.96 | |
| | | Stride duration (s) | 0.413 | 0.451 | 0.454 | 0.453 | 0.455 | 0.440 | 0.439 | 0.439 | 0.418 | 0.421 | 0.439 | |
| | | Stride efficiency (%) | 56.03 | 54.12 | 52.28 | 57.58 | 54.58 | 53.21 | 54.09 | 54.90 | 57.28 | 62.75 | 55.57 | |
| | | Stride count | 30.06 | 33.99 | 34.58 | 32.95 | 33.84 | 34.27 | 34.00 | 33.74 | 33.03 | 31.56 | 332.02 | |

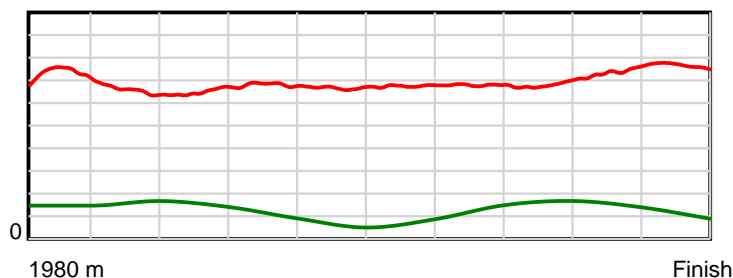
10 m Stride length



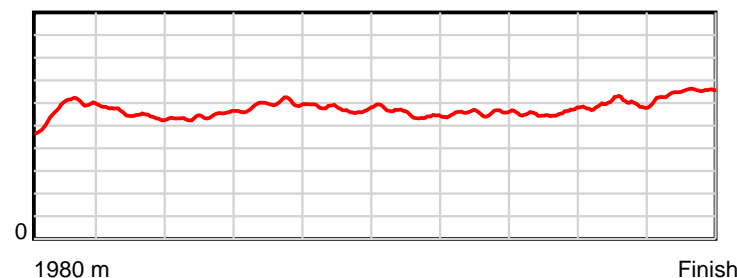
0.6 s Stride duration



20 m/sec Speed



100 % Stride efficiency



Note: Horizontal distance axis grid lines are 200m furlongs.

Disclaimer.

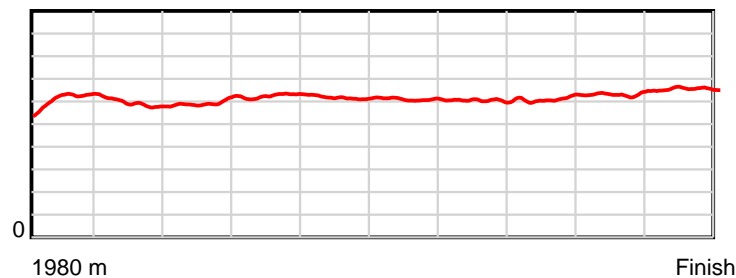
HRNZ and NZMTC and Thoroughbred Ratings Pty Ltd accepts no responsibility for the completeness or accuracy of any of the information contained herein, and makes no representations about its suitability for any particular purpose. Users should make their own judgements about those matters and/or seek independent advice. You assume all risks associated with use of the data provided on this page.

Race Results

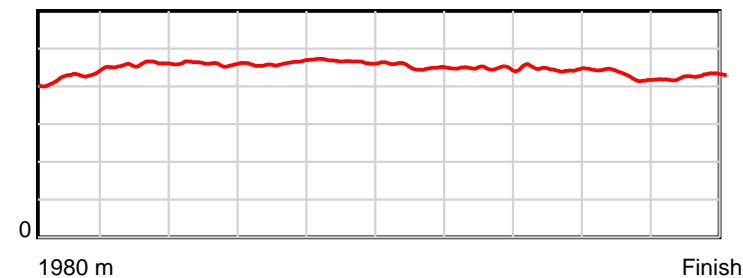
June 14, 2024, Race 8, HAMPTONS ITM WINTER THREE-YEAR-OLD STAKES (MOBILE PACE), Distance 1980m, Addington - Survey 1980m

| Result | TAB no. | Horse (Barrier) | 1980 to | 1800m to | 1600m to | 1400m to | 1200m to | 1000m to | 800m to | 600m to | 400m to | 200m to | Total or | Margin |
|--------|---------|------------------------------|---------|----------|----------|----------|----------|----------|---------|---------|---------|---------|----------|--------|
| 2nd | 6 | Dave Duley (6) | 1800m | 1600m | 1400m | 1200m | 1000m | 800m | 600m | 400m | 200m | WP | Average | |
| | | Position in running (margin) | - | 2(0.9) | 4(3.0) | 4(3.6) | 4(2.9) | 5(3.5) | 4(2.9) | 4(2.6) | 4(2.2) | 4(2.1) | | 0.60 |
| | | Sectional time (s) | 12.69 | 15.68 | 15.80 | 14.79 | 15.49 | 15.00 | 14.87 | 14.74 | 13.80 | 13.07 | | |
| | | Cumulative time (s) | 145.93 | 133.24 | 117.56 | 101.76 | 86.97 | 71.48 | 56.48 | 41.61 | 26.87 | 13.07 | 2:25.93 | |
| | | Speed (m/s) | 14.18 | 12.76 | 12.66 | 13.52 | 12.91 | 13.33 | 13.45 | 13.57 | 14.49 | 15.30 | 13.57 | |
| | | Stride length (m) | 6.08 | 5.84 | 5.82 | 6.24 | 6.02 | 6.02 | 6.02 | 6.05 | 6.21 | 6.54 | 6.08 | |
| | | Stride duration (s) | 0.426 | 0.458 | 0.460 | 0.461 | 0.466 | 0.452 | 0.448 | 0.446 | 0.428 | 0.427 | 0.448 | |
| | | Stride efficiency (%) | 57.82 | 53.38 | 52.99 | 60.79 | 56.61 | 56.62 | 56.71 | 57.28 | 60.23 | 66.81 | 57.74 | |
| | | Stride count | 29.59 | 34.22 | 34.35 | 32.07 | 33.23 | 33.23 | 33.20 | 33.03 | 32.21 | 30.59 | 325.72 | |

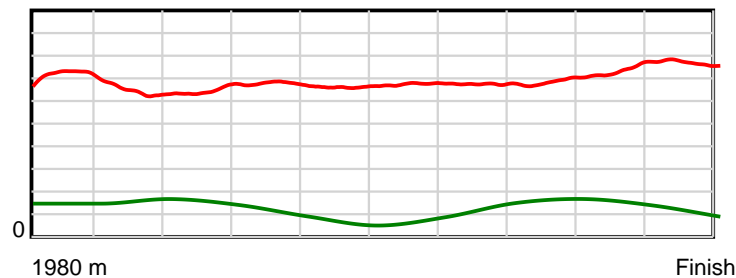
10 m Stride length



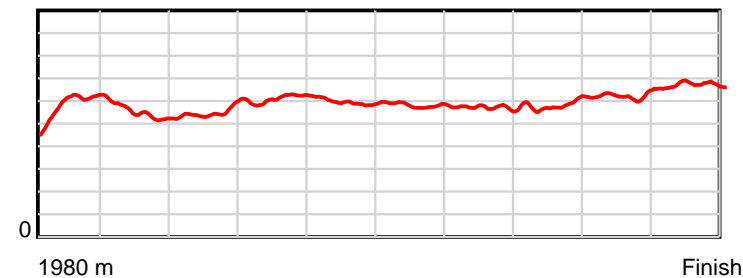
0.6 s Stride duration



20 m/sec Speed



100 % Stride efficiency



Note: Horizontal distance axis grid lines are 200m furlongs.

Disclaimer.

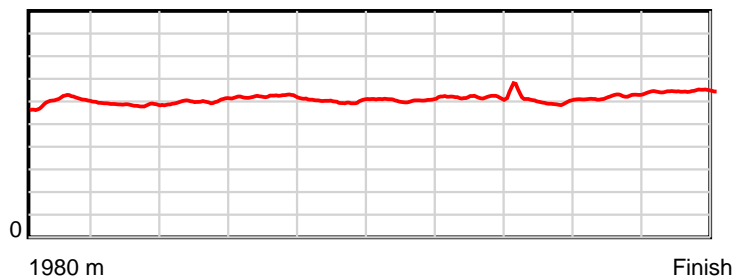
HRNZ and NZMTC and Thoroughbred Ratings Pty Ltd accepts no responsibility for the completeness or accuracy of any of the information contained herein, and makes no representations about its suitability for any particular purpose. Users should make their own judgements about those matters and/or seek independent advice. You assume all risks associated with use of the data provided on this page.

Race Results

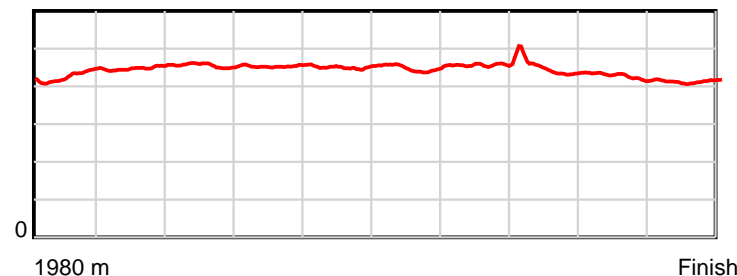
June 14, 2024, Race 8, HAMPTONS ITM WINTER THREE-YEAR-OLD STAKES (MOBILE PACE), Distance 1980m, Addington - Survey 1980m

| Result | TAB no. | Horse (Barrier) | 1980 to | 1800m to | 1600m to | 1400m to | 1200m to | 1000m to | 800m to | 600m to | 400m to | 200m to | Total or | Margin |
|--------|---------|------------------------------|---------|----------|----------|----------|----------|----------|---------|---------|---------|---------|----------|--------|
| 3rd | 3 | Kotare Kelso (3) | 1800m | 1600m | 1400m | 1200m | 1000m | 800m | 600m | 400m | 200m | WP | Average | |
| | | Position in running (margin) | - | 5(3.2) | 6(5.6) | 6(5.6) | 6(4.4) | 7(5.8) | 7(5.3) | 6(4.6) | 6(4.4) | 6(4.4) | | 1.20 |
| | | Sectional time (s) | 13.23 | 15.73 | 15.70 | 14.71 | 15.62 | 15.02 | 14.81 | 14.78 | 13.81 | 12.63 | | |
| | | Cumulative time (s) | 146.04 | 132.81 | 117.08 | 101.38 | 86.67 | 71.05 | 56.03 | 41.22 | 26.44 | 12.63 | 2:26.04 | |
| | | Speed (m/s) | 13.60 | 12.71 | 12.74 | 13.60 | 12.80 | 13.32 | 13.50 | 13.53 | 14.48 | 15.84 | 13.56 | |
| | | Stride length (m) | 5.95 | 5.69 | 5.79 | 6.17 | 5.75 | 5.97 | 6.21 | 5.99 | 6.16 | 6.54 | 6.01 | |
| | | Stride duration (s) | 0.427 | 0.447 | 0.455 | 0.454 | 0.449 | 0.448 | 0.460 | 0.443 | 0.425 | 0.413 | 0.443 | |
| | | Stride efficiency (%) | 55.24 | 50.55 | 52.42 | 59.46 | 51.70 | 55.63 | 60.34 | 56.06 | 59.28 | 66.80 | 56.49 | |
| | | Stride count | 30.27 | 35.16 | 34.53 | 32.42 | 34.77 | 33.52 | 32.19 | 33.39 | 32.47 | 30.59 | 329.31 | |

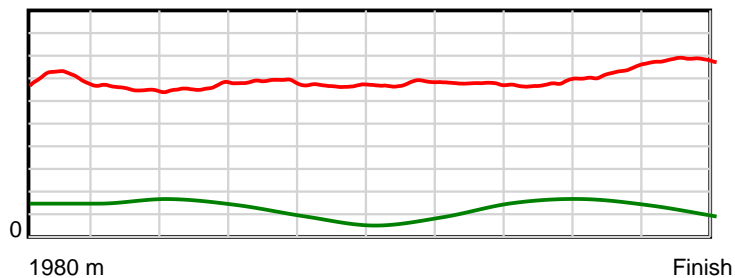
10 m Stride length



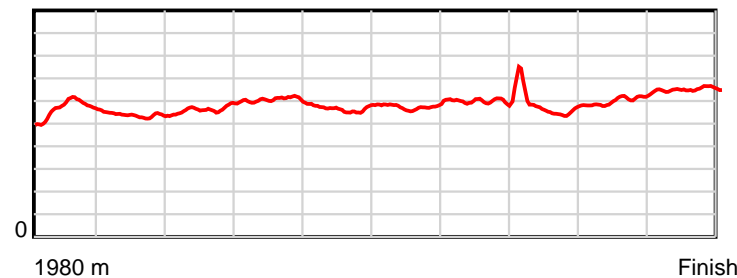
0.6 s Stride duration



20 m/sec Speed



100 % Stride efficiency



Note: Horizontal distance axis grid lines are 200m furlongs.

Disclaimer.

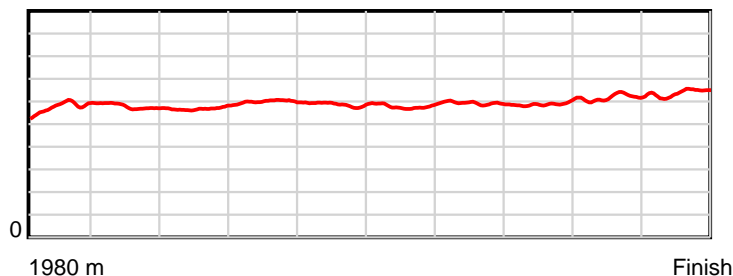
HRNZ and NZMTC and Thoroughbred Ratings Pty Ltd accepts no responsibility for the completeness or accuracy of any of the information contained herein, and makes no representations about its suitability for any particular purpose. Users should make their own judgements about those matters and/or seek independent advice. You assume all risks associated with use of the data provided on this page.

Race Results

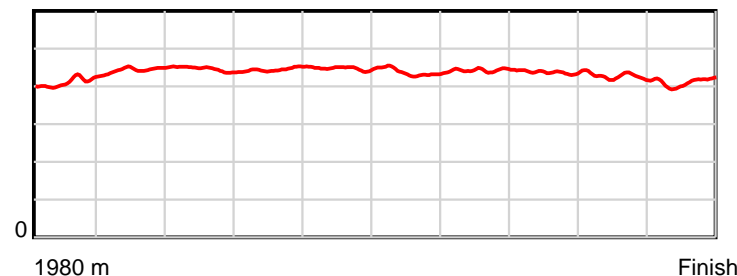
June 14, 2024, Race 8, HAMPTONS ITM WINTER THREE-YEAR-OLD STAKES (MOBILE PACE), Distance 1980m, Addington - Survey 1980m

| Result | TAB no. | Horse (Barrier) | 1980 to | 1800m to | 1600m to | 1400m to | 1200m to | 1000m to | 800m to | 600m to | 400m to | 200m to | Total or | Margin |
|--------|---------|------------------------------|---------|----------|----------|----------|----------|----------|---------|---------|---------|---------|----------|--------|
| 4th | 2 | Piccadilly Pet... (2) | 1800m | 1600m | 1400m | 1200m | 1000m | 800m | 600m | 400m | 200m | WP | Average | |
| | | Position in running (margin) | - | 6(3.4) | 5(3.5) | 5(3.7) | 5(3.7) | 4(3.4) | 5(3.3) | 5(3.3) | 5(3.5) | 5(3.4) | | 1.30 |
| | | Sectional time (s) | 13.17 | 15.34 | 15.74 | 14.91 | 15.35 | 15.07 | 14.94 | 14.82 | 13.81 | 12.91 | | |
| | | Cumulative time (s) | 146.06 | 132.89 | 117.55 | 101.81 | 86.90 | 71.55 | 56.48 | 41.54 | 26.72 | 12.91 | 2:26.06 | |
| | | Speed (m/s) | 13.67 | 13.04 | 12.71 | 13.41 | 13.03 | 13.27 | 13.39 | 13.50 | 14.48 | 15.49 | 13.56 | |
| | | Stride length (m) | 5.73 | 5.79 | 5.67 | 5.96 | 5.83 | 5.80 | 5.93 | 5.90 | 6.17 | 6.37 | 5.91 | |
| | | Stride duration (s) | 0.412 | 0.444 | 0.446 | 0.445 | 0.447 | 0.437 | 0.443 | 0.438 | 0.426 | 0.412 | 0.436 | |
| | | Stride efficiency (%) | 51.26 | 52.36 | 50.21 | 55.58 | 53.13 | 52.53 | 54.92 | 54.45 | 59.42 | 63.49 | 54.58 | |
| | | Stride count | 31.43 | 34.55 | 35.28 | 33.53 | 34.30 | 34.50 | 33.74 | 33.88 | 32.43 | 31.38 | 335.02 | |

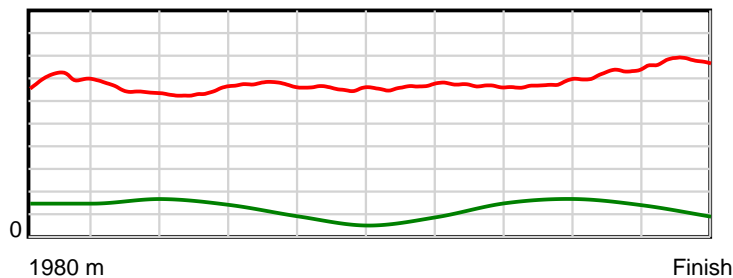
10 m Stride length



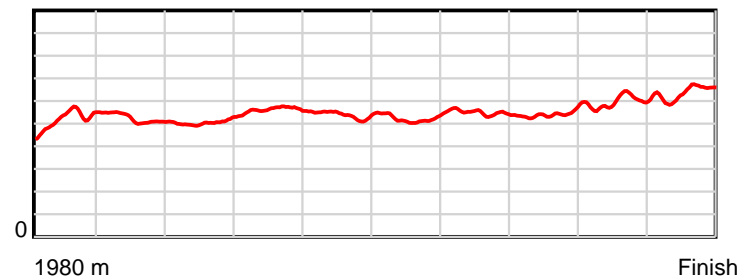
0.6 s Stride duration



20 m/sec Speed



100 % Stride efficiency



Note: Horizontal distance axis grid lines are 200m furlongs.

Disclaimer.

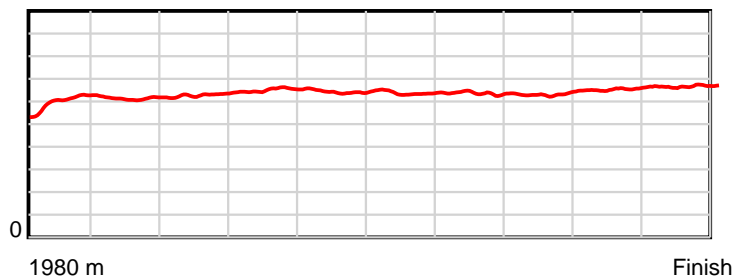
HRNZ and NZMTC and Thoroughbred Ratings Pty Ltd accepts no responsibility for the completeness or accuracy of any of the information contained herein, and makes no representations about its suitability for any particular purpose. Users should make their own judgements about those matters and/or seek independent advice. You assume all risks associated with use of the data provided on this page.

Race Results

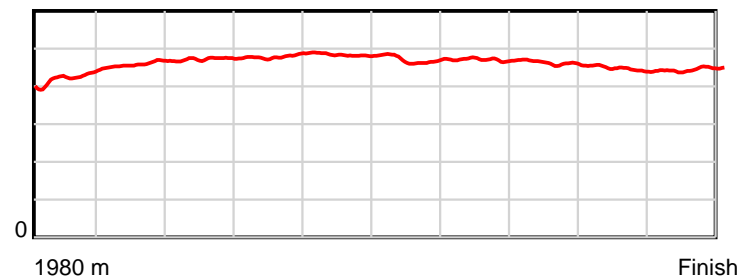
June 14, 2024, Race 8, HAMPTONS ITM WINTER THREE-YEAR-OLD STAKES (MOBILE PACE), Distance 1980m, Addington - Survey 1980m

| Result | TAB no. | Horse (Barrier) | 1980 to | 1800m to | 1600m to | 1400m to | 1200m to | 1000m to | 800m to | 600m to | 400m to | 200m to | Total or | Margin |
|--------|---------|------------------------------|---------|----------|----------|----------|----------|----------|---------|---------|---------|---------|----------|--------|
| 5th | 7 | Miki's Courage (7) | 1800m | 1600m | 1400m | 1200m | 1000m | 800m | 600m | 400m | 200m | WP | Average | |
| | | Position in running (margin) | - | 4(2.1) | 3(2.4) | 3(1.7) | 2(1.1) | 3(2.0) | 3(1.5) | 2(0.9) | 2(0.8) | 2(1.2) | | 1.80 |
| | | Sectional time (s) | 12.82 | 15.39 | 15.58 | 14.81 | 15.53 | 15.02 | 14.83 | 14.80 | 13.88 | 13.50 | | |
| | | Cumulative time (s) | 146.16 | 133.34 | 117.95 | 102.37 | 87.56 | 72.03 | 57.01 | 42.18 | 27.38 | 13.50 | 2:26.16 | |
| | | Speed (m/s) | 14.04 | 13.00 | 12.84 | 13.50 | 12.88 | 13.32 | 13.49 | 13.51 | 14.41 | 14.81 | 13.55 | |
| | | Stride length (m) | 5.97 | 5.96 | 6.06 | 6.48 | 6.22 | 6.25 | 6.35 | 6.23 | 6.43 | 6.60 | 6.25 | |
| | | Stride duration (s) | 0.423 | 0.459 | 0.472 | 0.480 | 0.483 | 0.469 | 0.470 | 0.461 | 0.446 | 0.445 | 0.462 | |
| | | Stride efficiency (%) | 55.75 | 55.58 | 57.43 | 65.59 | 60.50 | 61.09 | 62.91 | 60.71 | 64.65 | 68.01 | 61.09 | |
| | | Stride count | 30.14 | 33.53 | 32.99 | 30.87 | 32.14 | 31.99 | 31.52 | 32.09 | 31.09 | 30.32 | 316.68 | |

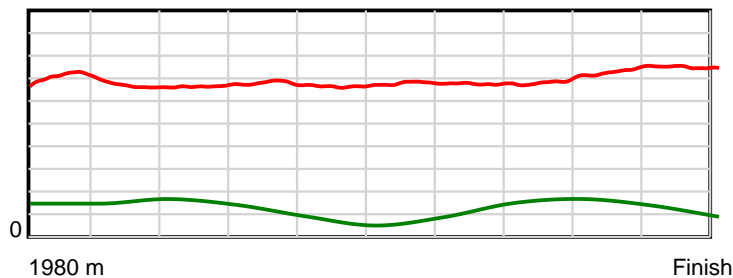
10 m Stride length



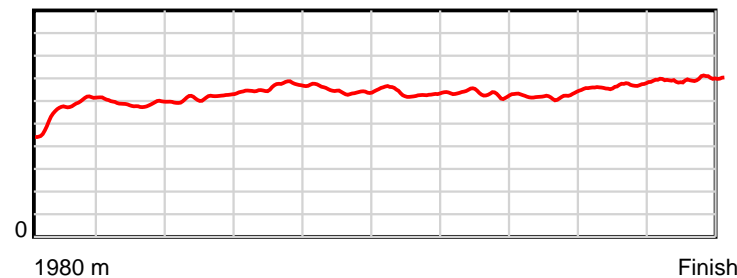
0.6 s Stride duration



20 m/sec Speed



100 % Stride efficiency



Note: Horizontal distance axis grid lines are 200m furlongs.

Disclaimer.

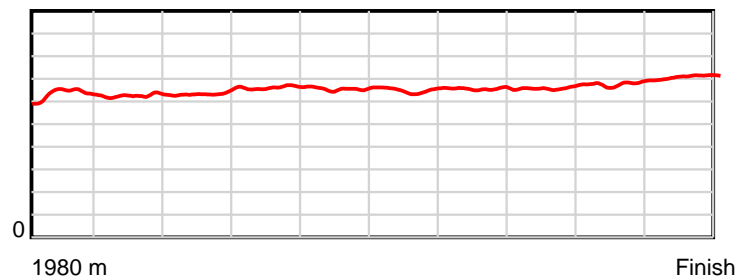
HRNZ and NZMTC and Thoroughbred Ratings Pty Ltd accepts no responsibility for the completeness or accuracy of any of the information contained herein, and makes no representations about its suitability for any particular purpose. Users should make their own judgements about those matters and/or seek independent advice. You assume all risks associated with use of the data provided on this page.

Race Results

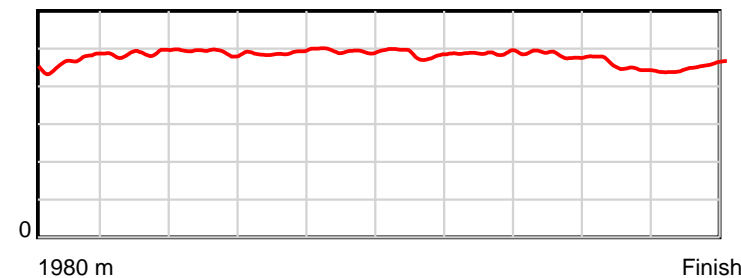
June 14, 2024, Race 8, HAMPTONS ITM WINTER THREE-YEAR-OLD STAKES (MOBILE PACE), Distance 1980m, Addington - Survey 1980m

| Result | TAB no. | Horse (Barrier) | 1980 to | 1800m to | 1600m to | 1400m to | 1200m to | 1000m to | 800m to | 600m to | 400m to | 200m to | Total or | Margin |
|--------|---------|------------------------------|---------|----------|----------|----------|----------|----------|---------|---------|---------|---------|----------|--------|
| 6th | 4 | Neverseenthera... (4) | 1800m | 1600m | 1400m | 1200m | 1000m | 800m | 600m | 400m | 200m | WP | Average | |
| | | Position in running (margin) | - | 7(5.1) | 7(7.4) | 7(7.7) | 8(6.7) | 8(7.3) | 8(7.1) | 8(6.3) | 8(6.1) | 7(4.8) | | 2.20 |
| | | Sectional time (s) | 13.52 | 15.72 | 15.74 | 14.76 | 15.48 | 15.07 | 14.79 | 14.78 | 13.60 | 12.77 | | |
| | | Cumulative time (s) | 146.23 | 132.71 | 116.99 | 101.25 | 86.49 | 71.01 | 55.94 | 41.15 | 26.37 | 12.77 | 2:26.23 | |
| | | Speed (m/s) | 13.31 | 12.72 | 12.71 | 13.55 | 12.92 | 13.27 | 13.52 | 13.53 | 14.71 | 15.66 | 13.54 | |
| | | Stride length (m) | 6.33 | 6.21 | 6.25 | 6.63 | 6.37 | 6.45 | 6.59 | 6.55 | 6.63 | 7.11 | 6.50 | |
| | | Stride duration (s) | 0.466 | 0.488 | 0.492 | 0.489 | 0.494 | 0.486 | 0.488 | 0.484 | 0.451 | 0.454 | 0.480 | |
| | | Stride efficiency (%) | 62.53 | 60.21 | 61.00 | 68.59 | 63.50 | 64.97 | 67.91 | 67.03 | 68.71 | 78.92 | 66.09 | |
| | | Stride count | 28.46 | 32.22 | 32.01 | 30.19 | 31.37 | 31.02 | 30.34 | 30.54 | 30.16 | 28.14 | 304.45 | |

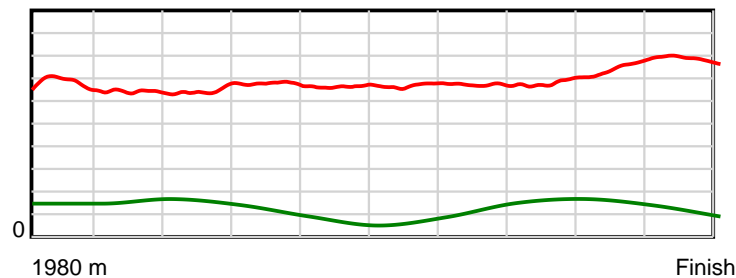
10 m Stride length



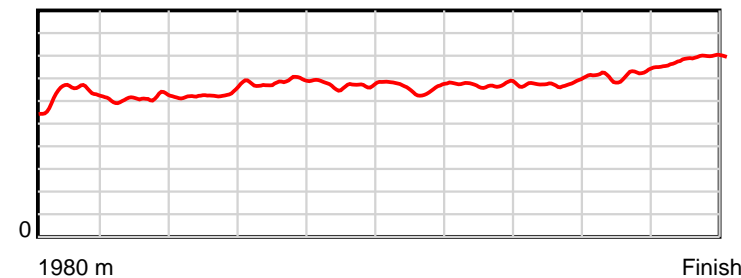
0.6 s Stride duration



20 m/sec Speed



100 % Stride efficiency



Note: Horizontal distance axis grid lines are 200m furlongs.

Disclaimer.

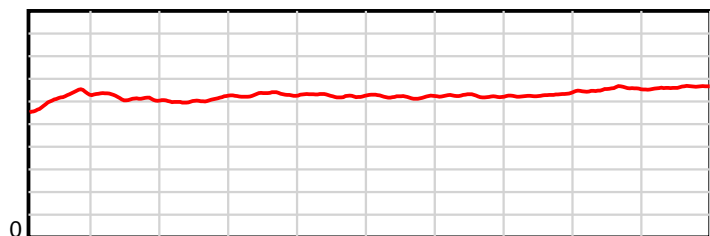
HRNZ and NZMTC and Thoroughbred Ratings Pty Ltd accepts no responsibility for the completeness or accuracy of any of the information contained herein, and makes no representations about its suitability for any particular purpose. Users should make their own judgements about those matters and/or seek independent advice. You assume all risks associated with use of the data provided on this page.

Race Results

June 14, 2024, Race 8, HAMPTONS ITM WINTER THREE-YEAR-OLD STAKES (MOBILE PACE), Distance 1980m, Addington - Survey 1980m

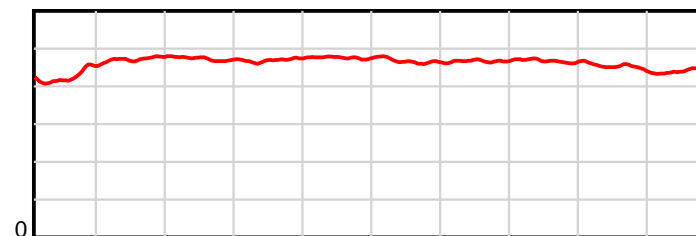
| Result | TAB no. | Horse (Barrier) | 1980 to | 1800m to | 1600m to | 1400m to | 1200m to | 1000m to | 800m to | 600m to | 400m to | 200m to | Total or | Margin |
|--------|---------|------------------------------|--------------|--------------|--------------|--------------|--------------|-------------|-------------|-------------|-------------|-----------|----------------|--------|
| 7th | 1 | Commander Joe (1) | 1800m | 1600m | 1400m | 1200m | 1000m | 800m | 600m | 400m | 200m | WP | Average | |
| | | Position in running (margin) | - | 3(1.1) | 2(1.5) | 2(1.4) | 3(1.4) | 2(1.4) | 2(1.2) | 3(1.3) | 3(1.5) | 3(1.8) | | 2.20 |
| | | Sectional time (s) | 12.85 | 15.39 | 15.69 | 14.91 | 15.39 | 15.06 | 14.96 | 14.82 | 13.87 | 13.29 | | |
| | | Cumulative time (s) | 146.23 | 133.38 | 117.99 | 102.30 | 87.39 | 72.00 | 56.94 | 41.98 | 27.16 | 13.29 | 2:26.23 | |
| | | Speed (m/s) | 14.01 | 13.00 | 12.75 | 13.41 | 13.00 | 13.28 | 13.37 | 13.50 | 14.42 | 15.05 | 13.54 | |
| | | Stride length (m) | 6.13 | 6.15 | 6.03 | 6.30 | 6.19 | 6.19 | 6.24 | 6.31 | 6.51 | 6.68 | 6.27 | |
| | | Stride duration (s) | 0.429 | 0.473 | 0.473 | 0.470 | 0.476 | 0.467 | 0.467 | 0.468 | 0.451 | 0.444 | 0.463 | |
| | | Stride efficiency (%) | 58.77 | 59.05 | 56.80 | 62.03 | 59.80 | 59.95 | 60.94 | 62.21 | 66.14 | 69.69 | 61.42 | |
| | | Stride count | 29.35 | 32.53 | 33.17 | 31.74 | 32.33 | 32.29 | 32.03 | 31.70 | 30.74 | 29.95 | 315.83 | |

10 m Stride length



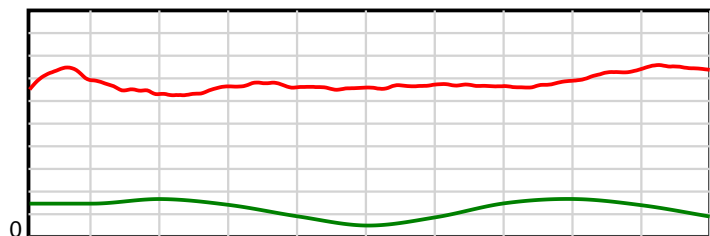
1980 m Finish

0.6 s Stride duration



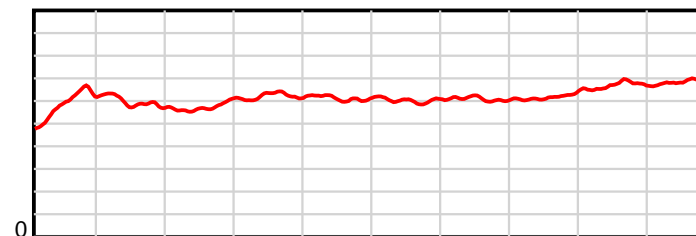
1980 m Finish

20 m/sec Speed



1980 m Finish

100 % Stride efficiency



1980 m Finish

Note: Horizontal distance axis grid lines are 200m furlongs.

Disclaimer.

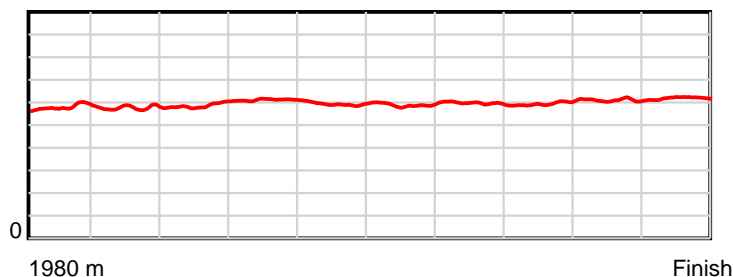
HRNZ and NZMTC and Thoroughbred Ratings Pty Ltd accepts no responsibility for the completeness or accuracy of any of the information contained herein, and makes no representations about its suitability for any particular purpose. Users should make their own judgements about those matters and/or seek independent advice. You assume all risks associated with use of the data provided on this page.

Race Results

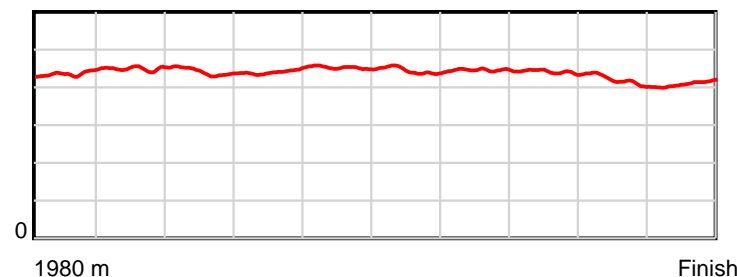
June 14, 2024, Race 8, HAMPTONS ITM WINTER THREE-YEAR-OLD STAKES (MOBILE PACE), Distance 1980m, Addington - Survey 1980m

| Result | TAB no. | Horse (Barrier) | 1980 to | 1800m to | 1600m to | 1400m to | 1200m to | 1000m to | 800m to | 600m to | 400m to | 200m to | Total or | Margin |
|--------|---------|------------------------------|---------|----------|----------|----------|----------|----------|---------|---------|---------|---------|----------|--------|
| 8th | 9 | Sweethomealaba... (9) | 1800m | 1600m | 1400m | 1200m | 1000m | 800m | 600m | 400m | 200m | WP | Average | |
| | | Position in running (margin) | - | 10(8.0) | 10(11.7) | 8(8.3) | 7(5.5) | 6(5.5) | 6(5.2) | 7(5.1) | 7(4.9) | 8(4.9) | | 4.40 |
| | | Sectional time (s) | 14.02 | 15.94 | 15.14 | 14.44 | 15.39 | 15.04 | 14.93 | 14.76 | 13.82 | 13.16 | | |
| | | Cumulative time (s) | 146.64 | 132.62 | 116.68 | 101.54 | 87.10 | 71.71 | 56.67 | 41.74 | 26.98 | 13.16 | 2:26.64 | |
| | | Speed (m/s) | 12.84 | 12.55 | 13.21 | 13.85 | 13.00 | 13.30 | 13.40 | 13.55 | 14.47 | 15.20 | 13.50 | |
| | | Stride length (m) | 5.74 | 5.64 | 5.83 | 6.12 | 5.87 | 5.90 | 5.97 | 5.98 | 6.04 | 6.24 | 5.93 | |
| | | Stride duration (s) | 0.437 | 0.450 | 0.441 | 0.442 | 0.452 | 0.444 | 0.446 | 0.441 | 0.417 | 0.411 | 0.439 | |
| | | Stride efficiency (%) | 51.44 | 49.69 | 53.17 | 58.46 | 53.93 | 54.48 | 55.76 | 55.81 | 57.02 | 60.86 | 54.97 | |
| | | Stride count | 31.37 | 35.47 | 34.29 | 32.70 | 34.04 | 33.87 | 33.48 | 33.47 | 33.11 | 32.05 | 333.85 | |

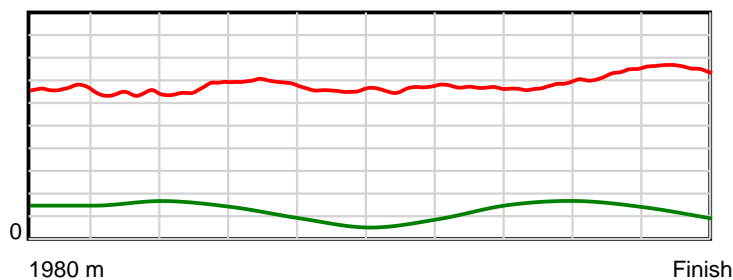
10 m Stride length



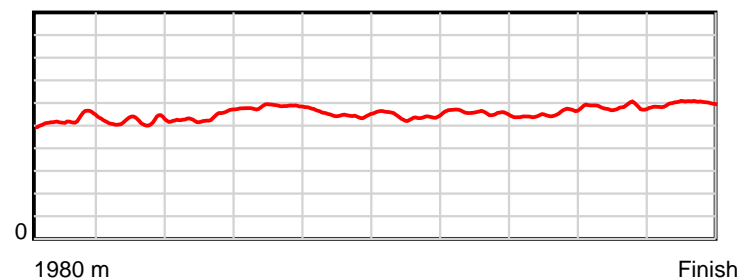
0.6 s Stride duration



20 m/sec Speed



100 % Stride efficiency



Note: Horizontal distance axis grid lines are 200m furlongs.

Disclaimer.

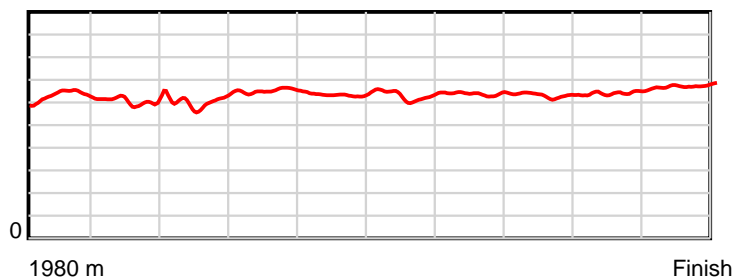
HRNZ and NZMTC and Thoroughbred Ratings Pty Ltd accepts no responsibility for the completeness or accuracy of any of the information contained herein, and makes no representations about its suitability for any particular purpose. Users should make their own judgements about those matters and/or seek independent advice. You assume all risks associated with use of the data provided on this page.

Race Results

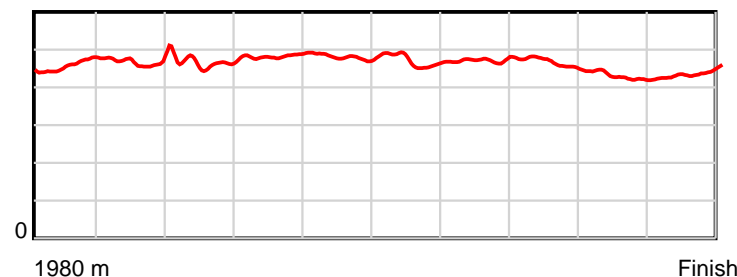
June 14, 2024, Race 8, HAMPTONS ITM WINTER THREE-YEAR-OLD STAKES (MOBILE PACE), Distance 1980m, Addington - Survey 1980m

| Result | TAB no. | Horse (Barrier) | 1980 to | 1800m to | 1600m to | 1400m to | 1200m to | 1000m to | 800m to | 600m to | 400m to | 200m to | Total or | Margin |
|--------|---------|------------------------------|---------|----------|----------|----------|----------|----------|---------|---------|---------|---------|----------|--------|
| 9th | 10 | Remission (0) | 1800m | 1600m | 1400m | 1200m | 1000m | 800m | 600m | 400m | 200m | WP | Average | |
| | | Position in running (margin) | - | 9(7.1) | 9(9.7) | 9(9.0) | 9(8.5) | 9(9.1) | 9(9.0) | 9(8.3) | 9(8.4) | 9(6.5) | | 4.90 |
| | | Sectional time (s) | 13.65 | 15.76 | 15.59 | 14.83 | 15.49 | 15.09 | 14.81 | 14.82 | 13.52 | 13.17 | | |
| | | Cumulative time (s) | 146.73 | 133.08 | 117.32 | 101.73 | 86.90 | 71.41 | 56.32 | 41.51 | 26.69 | 13.17 | 2:26.73 | |
| | | Speed (m/s) | 13.19 | 12.69 | 12.83 | 13.49 | 12.91 | 13.25 | 13.50 | 13.50 | 14.79 | 15.19 | 13.49 | |
| | | Stride length (m) | 6.22 | 5.95 | 5.96 | 6.51 | 6.20 | 6.23 | 6.37 | 6.26 | 6.33 | 6.67 | 6.26 | |
| | | Stride duration (s) | 0.459 | 0.469 | 0.464 | 0.483 | 0.480 | 0.470 | 0.472 | 0.463 | 0.428 | 0.440 | 0.464 | |
| | | Stride efficiency (%) | 60.44 | 55.34 | 55.42 | 66.25 | 60.11 | 60.71 | 63.50 | 61.16 | 62.71 | 69.60 | 61.32 | |
| | | Stride count | 28.94 | 33.61 | 33.58 | 30.72 | 32.25 | 32.09 | 31.37 | 31.97 | 31.57 | 29.97 | 316.07 | |

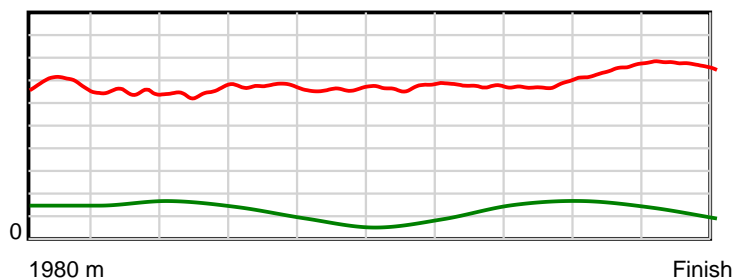
10 m Stride length



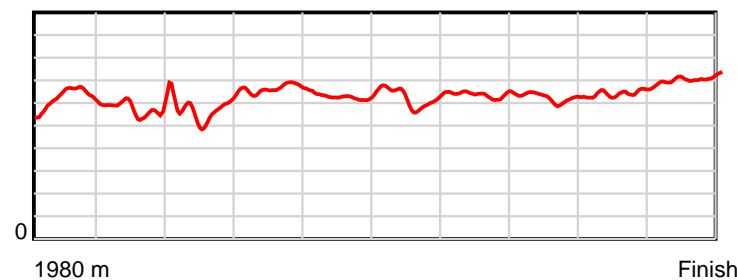
0.6 s Stride duration



20 m/sec Speed



100 % Stride efficiency



Note: Horizontal distance axis grid lines are 200m furlongs.

Disclaimer.

HRNZ and NZMTC and Thoroughbred Ratings Pty Ltd accepts no responsibility for the completeness or accuracy of any of the information contained herein, and makes no representations about its suitability for any particular purpose. Users should make their own judgements about those matters and/or seek independent advice. You assume all risks associated with use of the data provided on this page.

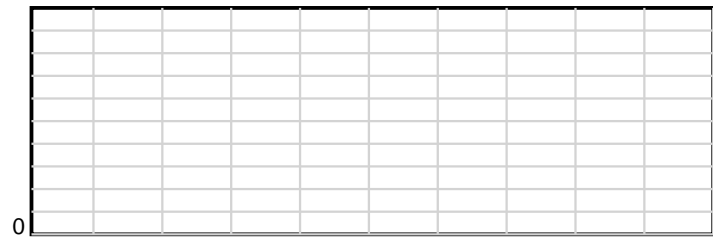


Race Results

June 14, 2024, Race 8, HAMPTONS ITM WINTER THREE-YEAR-OLD STAKES (MOBILE PACE), Distance 1980m, Addington - Survey 1980m


| Result | TAB no. | Horse (Barrier) | 1980 to | 1800m to | 1600m to | 1400m to | 1200m to | 1000m to | 800m to | 600m to | 400m to | 200m to | Total or | Margin |
|--------|---------|------------------------------|---------|----------|----------|----------|----------|----------|----------|----------|---------|---------|----------|--------|
| 10th | 8 | Spirit Of Anar... (8) | 1800m | 1600m | 1400m | 1200m | 1000m | 800m | 600m | 400m | 200m | WP | Average | |
| | | Position in running (margin) | - | 8(5.8) | 8(9.4) | 10(9.5) | 10(10.2) | 10(10.7) | 10(10.5) | 10(10.0) | 10(9.3) | 10(6.7) | | 6.50 |
| | | Sectional time (s) | 13.68 | 15.92 | 15.71 | 15.03 | 15.48 | 15.06 | 14.84 | 14.69 | 13.40 | 13.20 | | |
| | | Cumulative time (s) | 147.01 | 133.33 | 117.41 | 101.70 | 86.67 | 71.19 | 56.13 | 41.29 | 26.60 | 13.20 | 2:27.01 | |
| | | Speed (m/s) | 13.16 | 12.56 | 12.73 | 13.31 | 12.92 | 13.28 | 13.48 | 13.61 | 14.93 | 15.15 | 13.47 | |
| | | Stride length (m) | 0.00 | 0.00 | 0.00 | 0.00 | 0.00 | 0.00 | 0.00 | 0.00 | 0.00 | 0.00 | nan | |
| | | Stride duration (s) | 0.000 | 0.000 | 0.000 | 0.000 | 0.000 | 0.000 | 0.000 | 0.000 | 0.000 | 0.000 | nan | |
| | | Stride efficiency (%) | 0.00 | 0.00 | 0.00 | 0.00 | 0.00 | 0.00 | 0.00 | 0.00 | 0.00 | 0.00 | nan | |
| | | Stride count | 0.00 | 0.00 | 0.00 | 0.00 | 0.00 | 0.00 | 0.00 | 0.00 | 0.00 | 0.00 | 0.00 | |

10 m Stride length



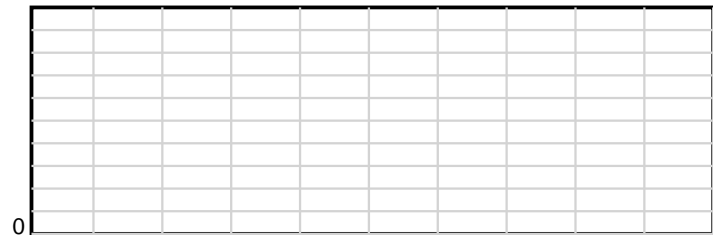
1980 m Finish

0.6 s Stride duration



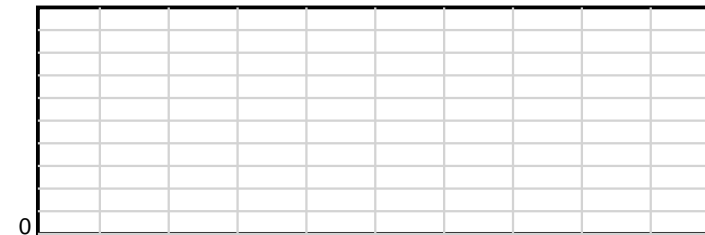
1980 m Finish

20 m/sec Speed



1980 m Finish

100 % Stride efficiency



1980 m Finish

Note: Horizontal distance axis grid lines are 200m furlongs.

Disclaimer.

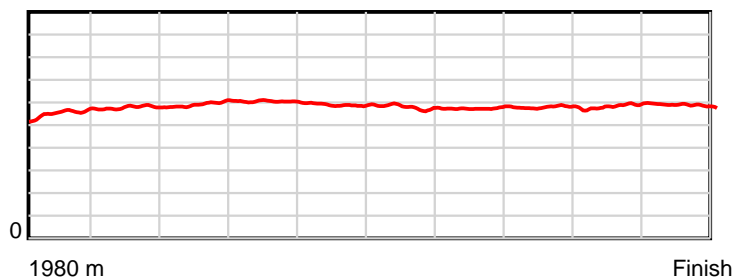
HRNZ and NZMTC and Thoroughbred Ratings Pty Ltd accepts no responsibility for the completeness or accuracy of any of the information contained herein, and makes no representations about its suitability for any particular purpose. Users should make their own judgements about those matters and/or seek independent advice. You assume all risks associated with use of the data provided on this page.

Race Results

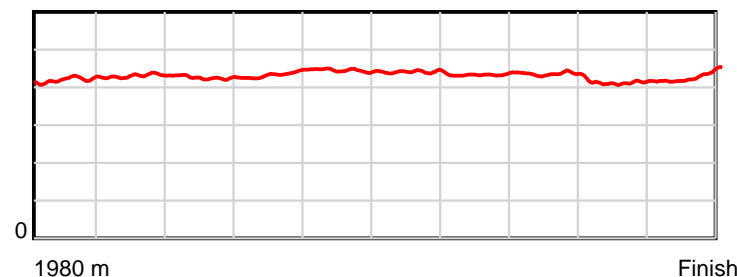
June 14, 2024, Race 9, FAHEY FENCE HIRE MOBILE TROT, Distance 1980m, Addington - Survey 1980m

| Result | TAB no. | Horse (Barrier) | 1980 to | 1800m to | 1600m to | 1400m to | 1200m to | 1000m to | 800m to | 600m to | 400m to | 200m to | Total or | Margin |
|--------|---------|------------------------------|---------|----------|----------|----------|----------|----------|---------|---------|---------|---------|----------|--------|
| 1st | 3 | Styx Jewel (3) | 1800m | 1600m | 1400m | 1200m | 1000m | 800m | 600m | 400m | 200m | WP | Average | |
| | | Position in running (margin) | - | 7(5.9) | 6(6.5) | 6(7.3) | 6(5.2) | 6(5.8) | 6(5.0) | 5(4.0) | 2(0.5) | | | 0.00 |
| | | Sectional time (s) | 13.87 | 15.04 | 14.62 | 14.34 | 15.41 | 15.47 | 14.97 | 15.09 | 14.52 | 14.58 | | |
| | | Cumulative time (s) | 147.91 | 134.04 | 119.00 | 104.38 | 90.04 | 74.63 | 59.16 | 44.19 | 29.10 | 14.58 | 2:27.91 | |
| | | Speed (m/s) | 12.98 | 13.30 | 13.68 | 13.95 | 12.98 | 12.93 | 13.36 | 13.25 | 13.77 | 13.72 | 13.39 | |
| | | Stride length (m) | 5.52 | 5.72 | 5.83 | 6.05 | 5.78 | 5.69 | 5.79 | 5.77 | 5.68 | 5.89 | 5.77 | |
| | | Stride duration (s) | 0.421 | 0.430 | 0.426 | 0.434 | 0.445 | 0.440 | 0.434 | 0.435 | 0.412 | 0.430 | 0.431 | |
| | | Stride efficiency (%) | 47.56 | 51.12 | 53.09 | 57.25 | 52.15 | 50.63 | 52.47 | 51.95 | 50.39 | 54.25 | 52.05 | |
| | | Stride count | 32.63 | 34.97 | 34.31 | 33.04 | 34.62 | 35.14 | 34.51 | 34.69 | 35.22 | 33.94 | 343.07 | |

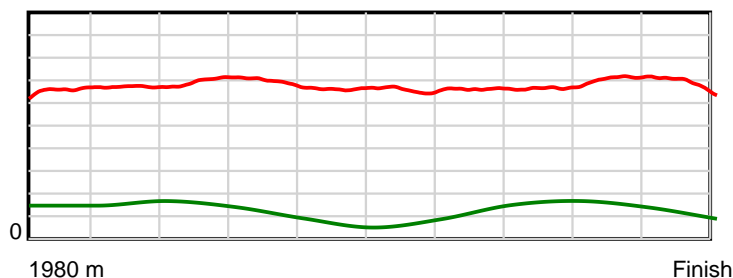
10 m Stride length



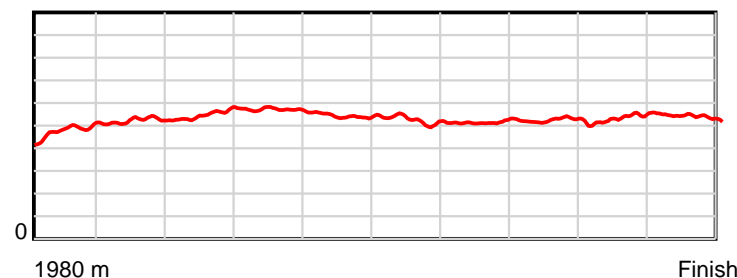
0.6 s Stride duration



20 m/sec Speed



100 % Stride efficiency



Note: Horizontal distance axis grid lines are 200m furlongs.

Disclaimer.

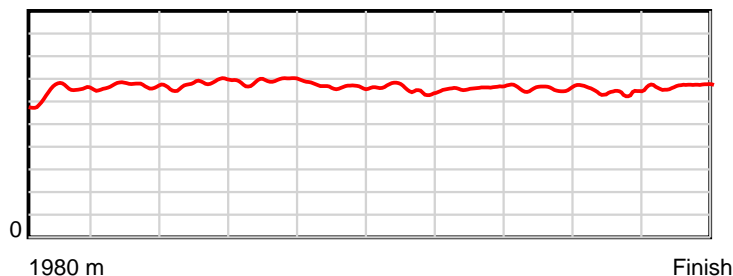
HRNZ and NZMTC and Thoroughbred Ratings Pty Ltd accepts no responsibility for the completeness or accuracy of any of the information contained herein, and makes no representations about its suitability for any particular purpose. Users should make their own judgements about those matters and/or seek independent advice. You assume all risks associated with use of the data provided on this page.

Race Results

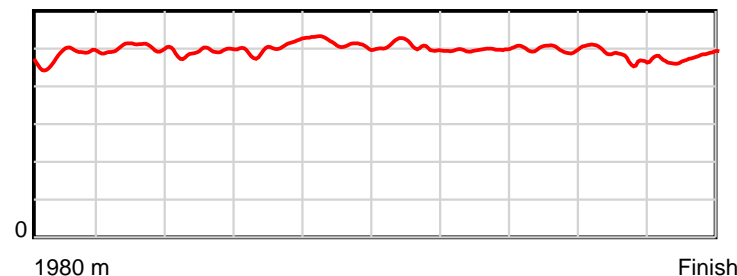
June 14, 2024, Race 9, FAHEY FENCE HIRE MOBILE TROT, Distance 1980m, Addington - Survey 1980m

| Result | TAB no. | Horse (Barrier) | 1980 to | 1800m to | 1600m to | 1400m to | 1200m to | 1000m to | 800m to | 600m to | 400m to | 200m to | Total or | Margin |
|--------|---------|------------------------------|--------------|--------------|--------------|--------------|--------------|-------------|-------------|-------------|-------------|-----------|----------------|--------|
| 2nd | 2 | Brett's Mate (2) | 1800m | 1600m | 1400m | 1200m | 1000m | 800m | 600m | 400m | 200m | WP | Average | |
| | | Position in running (margin) | - | 5(4.4) | 5(5.1) | 4(4.5) | 5(3.8) | 5(4.6) | 5(5.0) | 5(4.6) | 6(4.3) | 6(4.3) | | 1.10 |
| | | Sectional time (s) | 13.51 | 15.06 | 14.40 | 14.56 | 15.56 | 15.44 | 15.05 | 15.19 | 15.10 | 14.24 | | |
| | | Cumulative time (s) | 148.11 | 134.60 | 119.54 | 105.14 | 90.58 | 75.02 | 59.58 | 44.53 | 29.34 | 14.24 | 2:28.11 | |
| | | Speed (m/s) | 13.32 | 13.28 | 13.89 | 13.74 | 12.85 | 12.95 | 13.29 | 13.17 | 13.25 | 14.04 | 13.37 | |
| | | Stride length (m) | 6.44 | 6.69 | 6.83 | 6.93 | 6.60 | 6.56 | 6.61 | 6.58 | 6.38 | 6.70 | 6.63 | |
| | | Stride duration (s) | 0.481 | 0.504 | 0.491 | 0.504 | 0.514 | 0.506 | 0.497 | 0.499 | 0.481 | 0.477 | 0.496 | |
| | | Stride efficiency (%) | 64.79 | 69.92 | 72.83 | 74.98 | 68.14 | 67.15 | 68.30 | 67.57 | 63.51 | 70.09 | 68.66 | |
| | | Stride count | 27.95 | 29.90 | 29.30 | 28.87 | 30.29 | 30.51 | 30.25 | 30.41 | 31.37 | 29.86 | 298.71 | |

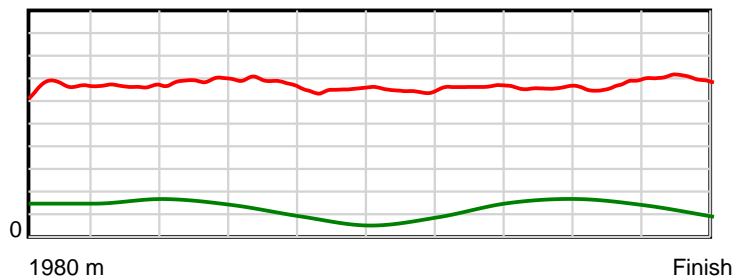
10 m Stride length



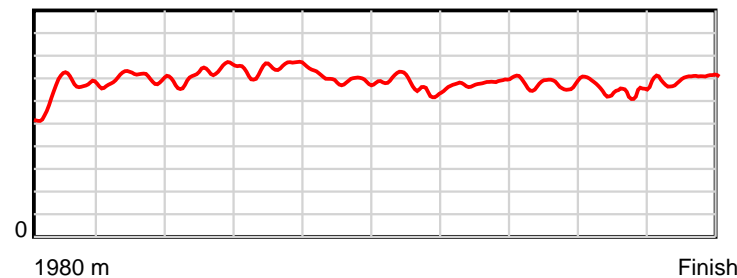
0.6 s Stride duration



20 m/sec Speed



100 % Stride efficiency



Note: Horizontal distance axis grid lines are 200m furlongs.

Disclaimer.

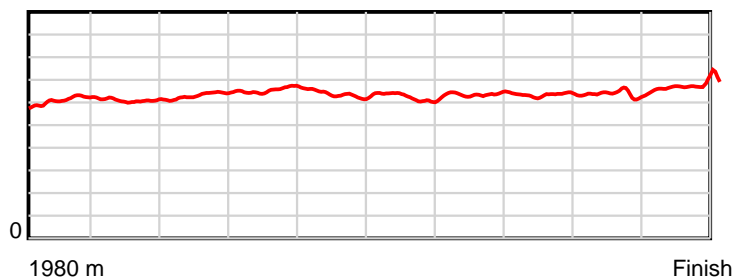
HRNZ and NZMTC and Thoroughbred Ratings Pty Ltd accepts no responsibility for the completeness or accuracy of any of the information contained herein, and makes no representations about its suitability for any particular purpose. Users should make their own judgements about those matters and/or seek independent advice. You assume all risks associated with use of the data provided on this page.

Race Results

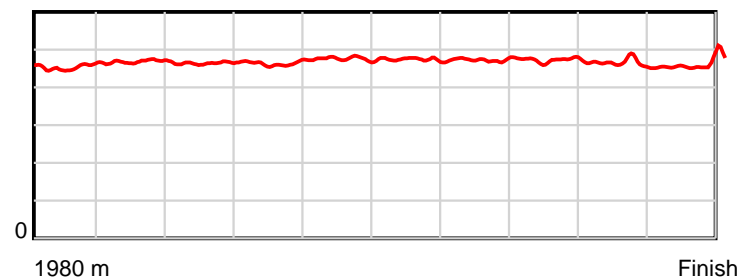
June 14, 2024, Race 9, FAHEY FENCE HIRE MOBILE TROT, Distance 1980m, Addington - Survey 1980m

| Result | TAB no. | Horse (Barrier) | 1980 to | 1800m to | 1600m to | 1400m to | 1200m to | 1000m to | 800m to | 600m to | 400m to | 200m to | Total or | Margin |
|--------|---------|------------------------------|---------|----------|----------|----------|----------|----------|---------|---------|---------|---------|----------|--------|
| 3rd | 9 | Galleons Ambas... (9) | 1800m | 1600m | 1400m | 1200m | 1000m | 800m | 600m | 400m | 200m | WP | Average | |
| | | Position in running (margin) | - | 6(4.7) | 8(9.9) | 9(12.7) | 9(9.7) | 9(9.7) | 9(9.7) | 9(8.3) | 9(7.9) | 8(7.6) | | 1.20 |
| | | Sectional time (s) | 13.55 | 15.81 | 14.97 | 14.17 | 15.42 | 15.37 | 14.88 | 15.19 | 15.04 | 13.73 | | |
| | | Cumulative time (s) | 148.13 | 134.58 | 118.77 | 103.80 | 89.63 | 74.21 | 58.84 | 43.96 | 28.77 | 13.73 | 2:28.13 | |
| | | Speed (m/s) | 13.28 | 12.65 | 13.36 | 14.11 | 12.97 | 13.01 | 13.44 | 13.17 | 13.30 | 14.57 | 13.37 | |
| | | Stride length (m) | 6.04 | 5.92 | 6.19 | 6.55 | 6.17 | 6.16 | 6.36 | 6.20 | 6.17 | 6.71 | 6.24 | |
| | | Stride duration (s) | 0.454 | 0.468 | 0.464 | 0.464 | 0.476 | 0.473 | 0.473 | 0.471 | 0.464 | 0.461 | 0.467 | |
| | | Stride efficiency (%) | 56.99 | 54.80 | 59.96 | 66.94 | 59.52 | 59.21 | 63.26 | 60.13 | 59.44 | 70.36 | 60.88 | |
| | | Stride count | 29.80 | 33.77 | 32.29 | 30.56 | 32.41 | 32.49 | 31.43 | 32.24 | 32.43 | 29.81 | 317.23 | |

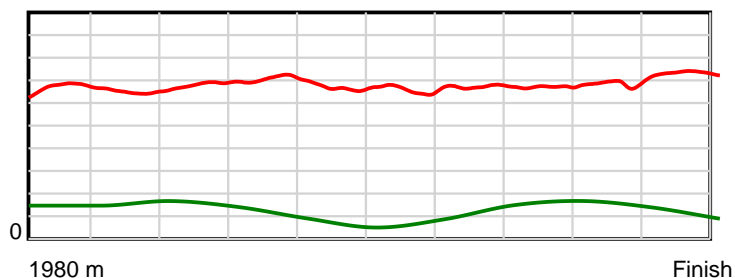
10 m Stride length



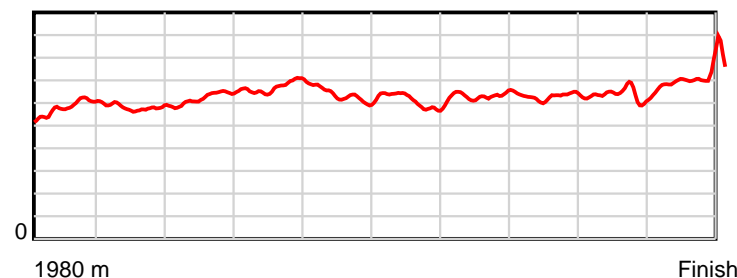
0.6 s Stride duration



20 m/sec Speed



100 % Stride efficiency



Note: Horizontal distance axis grid lines are 200m furlongs.

Disclaimer.

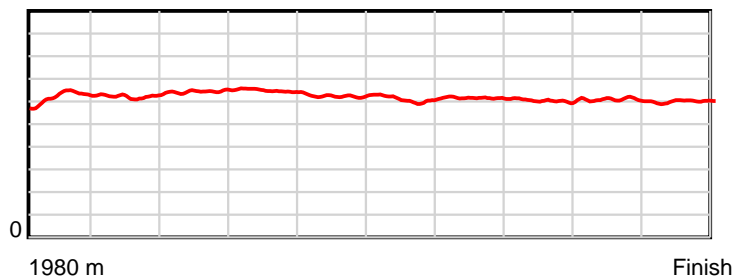
HRNZ and NZMTC and Thoroughbred Ratings Pty Ltd accepts no responsibility for the completeness or accuracy of any of the information contained herein, and makes no representations about its suitability for any particular purpose. Users should make their own judgements about those matters and/or seek independent advice. You assume all risks associated with use of the data provided on this page.

Race Results

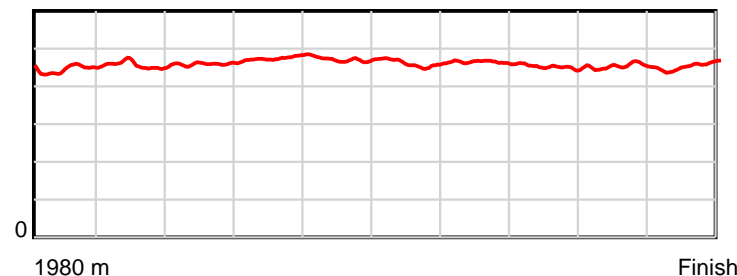
June 14, 2024, Race 9, FAHEY FENCE HIRE MOBILE TROT, Distance 1980m, Addington - Survey 1980m

| Result | TAB no. | Horse (Barrier) | 1980 to | 1800m to | 1600m to | 1400m to | 1200m to | 1000m to | 800m to | 600m to | 400m to | 200m to | Total or | Margin |
|--------|---------|------------------------------|---------|----------|----------|----------|----------|----------|---------|---------|---------|---------|----------|--------|
| 4th | 7 | Master Class (7) | 1800m | 1600m | 1400m | 1200m | 1000m | 800m | 600m | 400m | 200m | WP | Average | |
| | | Position in running (margin) | - | 2(1.7) | 2(0.9) | 2(0.6) | 2(1.0) | 2(0.7) | 2(0.6) | 2(0.7) | 2(0.2) | 1(0.0) | | 1.80 |
| | | Sectional time (s) | 13.20 | 14.81 | 14.45 | 14.76 | 15.38 | 15.35 | 15.12 | 15.16 | 15.06 | 14.96 | | |
| | | Cumulative time (s) | 148.25 | 135.05 | 120.24 | 105.79 | 91.03 | 75.65 | 60.30 | 45.18 | 30.02 | 14.96 | 2:28.25 | |
| | | Speed (m/s) | 13.63 | 13.50 | 13.84 | 13.55 | 13.00 | 13.03 | 13.23 | 13.19 | 13.28 | 13.37 | 13.36 | |
| | | Stride length (m) | 6.16 | 6.16 | 6.35 | 6.44 | 6.12 | 5.99 | 6.14 | 5.95 | 6.01 | 6.07 | 6.14 | |
| | | Stride duration (s) | 0.444 | 0.456 | 0.459 | 0.475 | 0.471 | 0.460 | 0.464 | 0.451 | 0.453 | 0.454 | 0.459 | |
| | | Stride efficiency (%) | 59.34 | 59.28 | 62.99 | 64.84 | 58.59 | 56.14 | 58.85 | 55.37 | 56.46 | 57.52 | 58.84 | |
| | | Stride count | 29.21 | 32.47 | 31.50 | 31.05 | 32.66 | 33.37 | 32.59 | 33.60 | 33.27 | 32.96 | 322.68 | |

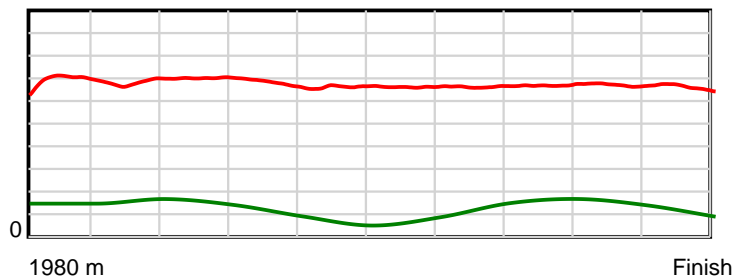
10 m Stride length



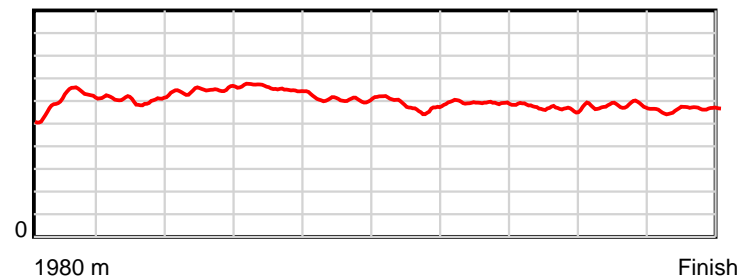
0.6 s Stride duration



20 m/sec Speed



100 % Stride efficiency



Note: Horizontal distance axis grid lines are 200m furlongs.

Disclaimer.

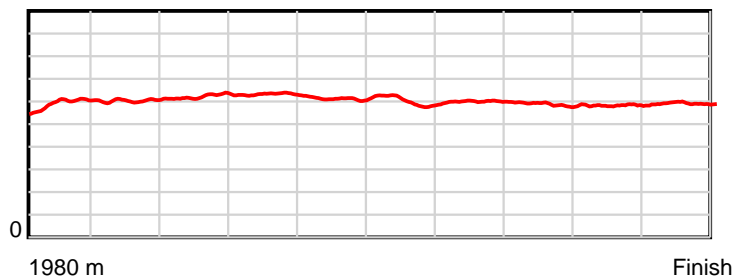
HRNZ and NZMTC and Thoroughbred Ratings Pty Ltd accepts no responsibility for the completeness or accuracy of any of the information contained herein, and makes no representations about its suitability for any particular purpose. Users should make their own judgements about those matters and/or seek independent advice. You assume all risks associated with use of the data provided on this page.

Race Results

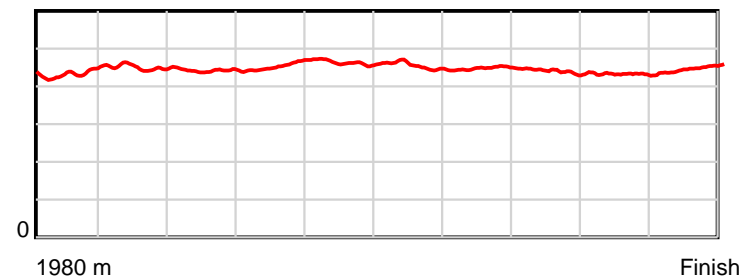
June 14, 2024, Race 9, FAHEY FENCE HIRE MOBILE TROT, Distance 1980m, Addington - Survey 1980m

| Result | TAB no. | Horse (Barrier) | 1980 to | 1800m to | 1600m to | 1400m to | 1200m to | 1000m to | 800m to | 600m to | 400m to | 200m to | Total or | Margin |
|--------|---------|------------------------------|---------|----------|----------|----------|----------|----------|---------|---------|---------|---------|----------|--------|
| 5th | 6 | Whats Wanted (6) | 1800m | 1600m | 1400m | 1200m | 1000m | 800m | 600m | 400m | 200m | WP | Average | |
| | | Position in running (margin) | - | 4(3.2) | 4(4.6) | 5(4.9) | 4(3.1) | 4(3.6) | 4(3.6) | 4(2.8) | 4(2.8) | 3(3.1) | | 5.40 |
| | | Sectional time (s) | 13.27 | 15.19 | 14.55 | 14.37 | 15.52 | 15.35 | 14.98 | 15.24 | 15.16 | 15.28 | | |
| | | Cumulative time (s) | 148.91 | 135.64 | 120.45 | 105.90 | 91.53 | 76.01 | 60.66 | 45.68 | 30.44 | 15.28 | 2:28.91 | |
| | | Speed (m/s) | 13.56 | 13.17 | 13.75 | 13.92 | 12.89 | 13.03 | 13.35 | 13.12 | 13.19 | 13.09 | 13.30 | |
| | | Stride length (m) | 5.87 | 5.94 | 6.07 | 6.32 | 5.96 | 5.90 | 5.98 | 5.77 | 5.70 | 5.87 | 5.93 | |
| | | Stride duration (s) | 0.433 | 0.451 | 0.442 | 0.454 | 0.463 | 0.453 | 0.448 | 0.439 | 0.432 | 0.449 | 0.446 | |
| | | Stride efficiency (%) | 53.80 | 55.05 | 57.62 | 62.51 | 55.59 | 54.47 | 55.90 | 51.95 | 50.79 | 53.84 | 55.04 | |
| | | Stride count | 30.68 | 33.70 | 32.94 | 31.62 | 33.53 | 33.88 | 33.44 | 34.69 | 35.08 | 34.07 | 333.63 | |

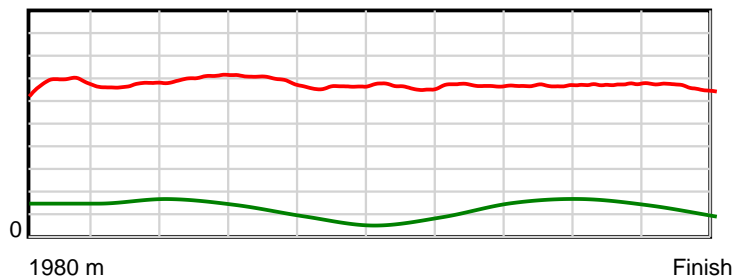
10 m Stride length



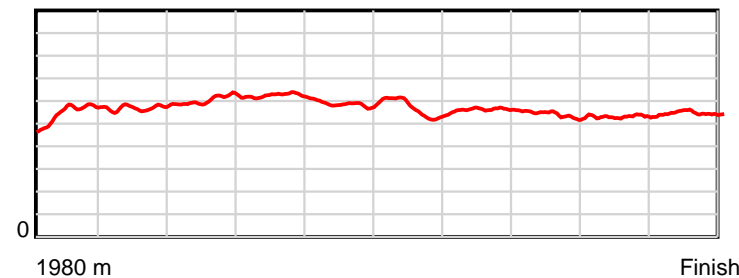
0.6 s Stride duration



20 m/sec Speed



100 % Stride efficiency



Note: Horizontal distance axis grid lines are 200m furlongs.

Disclaimer.

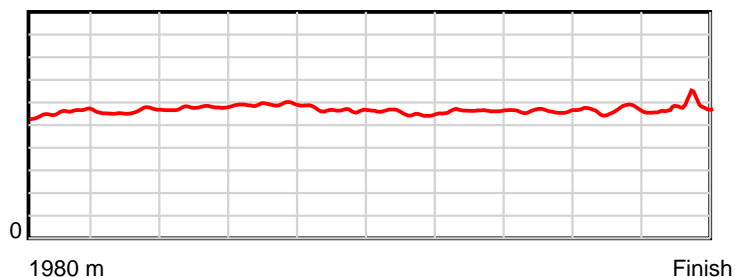
HRNZ and NZMTC and Thoroughbred Ratings Pty Ltd accepts no responsibility for the completeness or accuracy of any of the information contained herein, and makes no representations about its suitability for any particular purpose. Users should make their own judgements about those matters and/or seek independent advice. You assume all risks associated with use of the data provided on this page.

Race Results

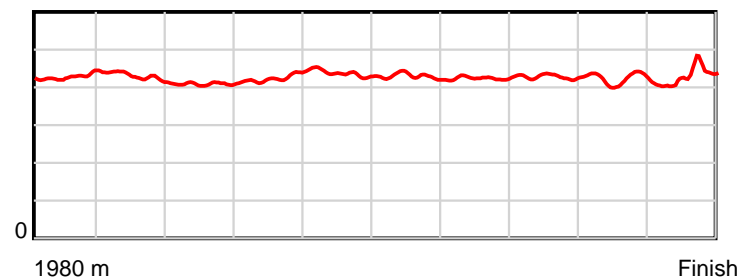
June 14, 2024, Race 9, FAHEY FENCE HIRE MOBILE TROT, Distance 1980m, Addington - Survey 1980m

| Result | TAB no. | Horse (Barrier) | 1980 to | 1800m to | 1600m to | 1400m to | 1200m to | 1000m to | 800m to | 600m to | 400m to | 200m to | Total or | Margin |
|--------|---------|------------------------------|--------------|--------------|--------------|--------------|--------------|-------------|-------------|-------------|-------------|-----------|----------------|--------|
| 6th | 4 | Buffy Northsta... (4) | 1800m | 1600m | 1400m | 1200m | 1000m | 800m | 600m | 400m | 200m | WP | Average | |
| | | Position in running (margin) | - | 8(7.1) | 9(10.2) | 7(8.0) | 7(6.2) | 7(6.5) | 7(7.2) | 8(6.6) | 8(6.3) | 7(5.4) | | 5.40 |
| | | Sectional time (s) | 14.00 | 15.45 | 14.15 | 14.37 | 15.48 | 15.48 | 15.01 | 15.21 | 14.94 | 14.82 | | |
| | | Cumulative time (s) | 148.91 | 134.91 | 119.46 | 105.31 | 90.94 | 75.46 | 59.98 | 44.97 | 29.76 | 14.82 | 2:28.91 | |
| | | Speed (m/s) | 12.85 | 12.94 | 14.13 | 13.92 | 12.92 | 12.92 | 13.32 | 13.15 | 13.39 | 13.50 | 13.30 | |
| | | Stride length (m) | 5.52 | 5.56 | 5.78 | 5.92 | 5.65 | 5.54 | 5.66 | 5.62 | 5.67 | 5.77 | 5.67 | |
| | | Stride duration (s) | 0.428 | 0.430 | 0.409 | 0.426 | 0.437 | 0.429 | 0.425 | 0.428 | 0.424 | 0.427 | 0.426 | |
| | | Stride efficiency (%) | 47.65 | 48.37 | 52.18 | 54.82 | 49.85 | 48.01 | 50.00 | 49.43 | 50.23 | 51.95 | 50.21 | |
| | | Stride count | 32.60 | 35.95 | 34.61 | 33.77 | 35.41 | 36.08 | 35.36 | 35.56 | 35.28 | 34.69 | 349.31 | |

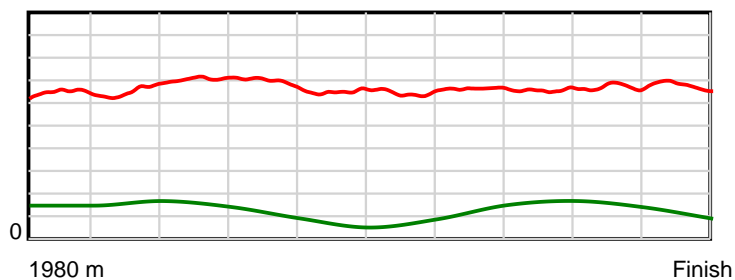
10 m Stride length



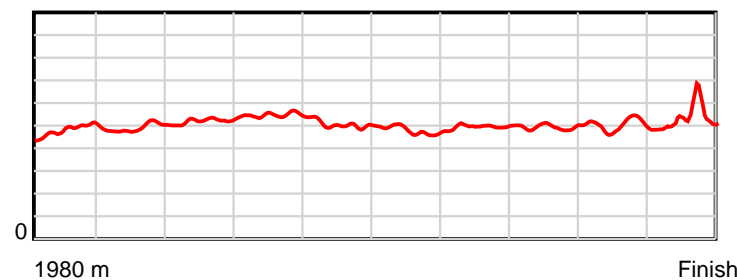
0.6 s Stride duration



20 m/sec Speed



100 % Stride efficiency



Note: Horizontal distance axis grid lines are 200m furlongs.

Disclaimer.

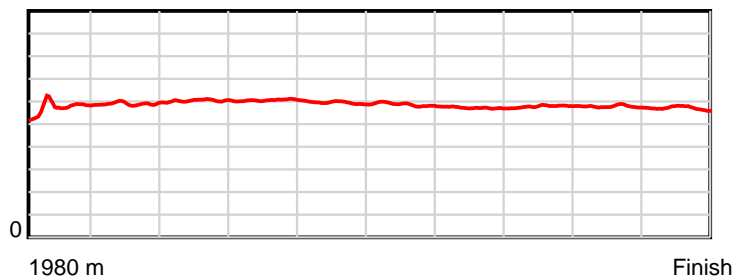
HRNZ and NZMTC and Thoroughbred Ratings Pty Ltd accepts no responsibility for the completeness or accuracy of any of the information contained herein, and makes no representations about its suitability for any particular purpose. Users should make their own judgements about those matters and/or seek independent advice. You assume all risks associated with use of the data provided on this page.

Race Results

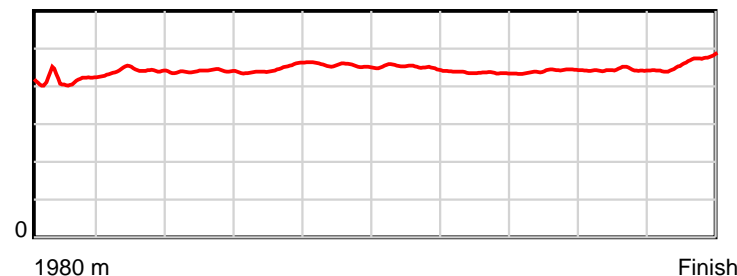
June 14, 2024, Race 9, FAHEY FENCE HIRE MOBILE TROT, Distance 1980m, Addington - Survey 1980m

| Result | TAB no. | Horse (Barrier) | 1980 to | 1800m to | 1600m to | 1400m to | 1200m to | 1000m to | 800m to | 600m to | 400m to | 200m to | Total or | Margin |
|--------|---------|------------------------------|---------|----------|----------|----------|----------|----------|---------|---------|---------|---------|----------|--------|
| 7th | 1 | T K Megastar (1) | 1800m | 1600m | 1400m | 1200m | 1000m | 800m | 600m | 400m | 200m | WP | Average | |
| | | Position in running (margin) | - | 3(2.2) | 3(1.8) | 3(2.0) | 3(2.0) | 3(1.9) | 3(1.9) | 3(2.4) | 3(2.2) | 5(3.9) | | 11.80 |
| | | Sectional time (s) | 13.07 | 14.86 | 14.54 | 14.67 | 15.42 | 15.36 | 15.19 | 15.23 | 15.38 | 16.37 | | |
| | | Cumulative time (s) | 150.09 | 137.02 | 122.16 | 107.62 | 92.95 | 77.53 | 62.17 | 46.98 | 31.75 | 16.37 | 2:30.09 | |
| | | Speed (m/s) | 13.77 | 13.46 | 13.76 | 13.63 | 12.97 | 13.02 | 13.17 | 13.13 | 13.00 | 12.22 | 13.19 | |
| | | Stride length (m) | 5.72 | 5.94 | 6.05 | 6.09 | 5.91 | 5.88 | 5.74 | 5.79 | 5.77 | 5.67 | 5.85 | |
| | | Stride duration (s) | 0.416 | 0.442 | 0.440 | 0.447 | 0.456 | 0.451 | 0.436 | 0.440 | 0.444 | 0.464 | 0.444 | |
| | | Stride efficiency (%) | 51.15 | 55.20 | 57.24 | 57.99 | 54.60 | 53.94 | 51.53 | 52.30 | 52.00 | 50.21 | 53.56 | |
| | | Stride count | 31.46 | 33.65 | 33.05 | 32.83 | 33.83 | 34.04 | 34.83 | 34.57 | 34.67 | 35.28 | 338.21 | |

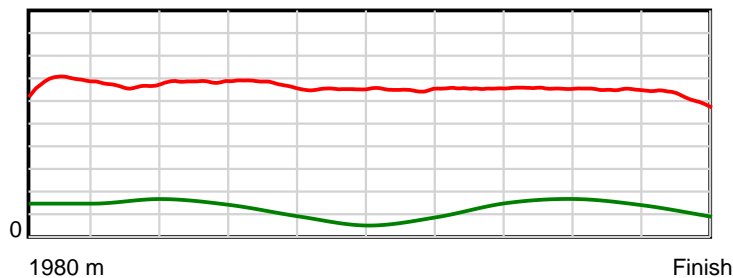
10 m Stride length



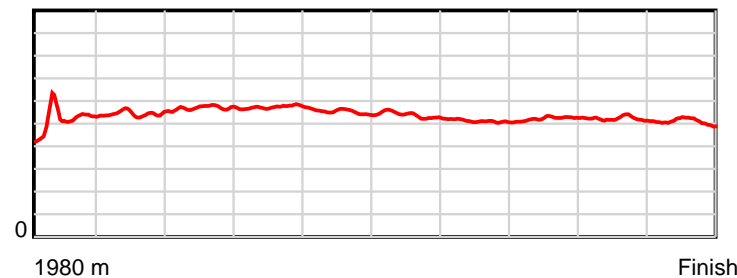
0.6 s Stride duration



20 m/sec Speed



100 % Stride efficiency



Note: Horizontal distance axis grid lines are 200m furlongs.

Disclaimer.

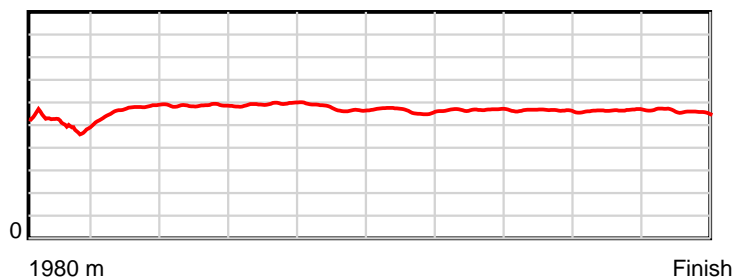
HRNZ and NZMTC and Thoroughbred Ratings Pty Ltd accepts no responsibility for the completeness or accuracy of any of the information contained herein, and makes no representations about its suitability for any particular purpose. Users should make their own judgements about those matters and/or seek independent advice. You assume all risks associated with use of the data provided on this page.

Race Results

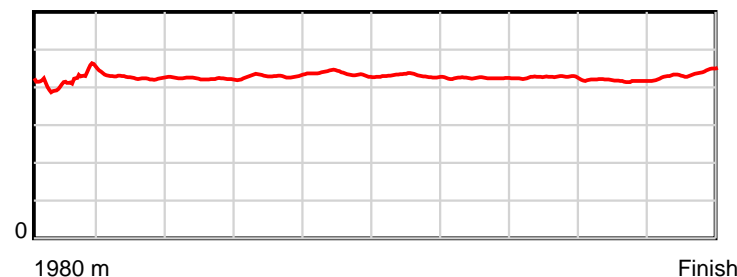
June 14, 2024, Race 9, FAHEY FENCE HIRE MOBILE TROT, Distance 1980m, Addington - Survey 1980m

| Result | TAB no. | Horse (Barrier) | 1980 to | 1800m to | 1600m to | 1400m to | 1200m to | 1000m to | 800m to | 600m to | 400m to | 200m to | Total or | Margin |
|--------|---------|------------------------------|--------------|--------------|--------------|--------------|--------------|-------------|-------------|-------------|-------------|-----------|----------------|--------|
| 8th | 8 | Bonnie Bagrie (8) | 1800m | 1600m | 1400m | 1200m | 1000m | 800m | 600m | 400m | 200m | WP | Average | |
| | | Position in running (margin) | - | 10(14.8) | 10(16.3) | 10(15.7) | 10(14.4) | 10(13.9) | 10(13.7) | 10(12.3) | 10(11.6) | 9(9.8) | | 13.60 |
| | | Sectional time (s) | 15.33 | 15.18 | 14.41 | 14.46 | 15.34 | 15.34 | 14.87 | 15.13 | 14.80 | 15.57 | | |
| | | Cumulative time (s) | 150.43 | 135.10 | 119.92 | 105.51 | 91.05 | 75.71 | 60.37 | 45.50 | 30.37 | 15.57 | 2:30.43 | |
| | | Speed (m/s) | 11.74 | 13.18 | 13.88 | 13.83 | 13.04 | 13.04 | 13.45 | 13.22 | 13.51 | 12.85 | 13.16 | |
| | | Stride length (m) | 4.91 | 5.62 | 5.87 | 5.96 | 5.68 | 5.62 | 5.71 | 5.63 | 5.66 | 5.62 | 5.62 | |
| | | Stride duration (s) | 0.414 | 0.426 | 0.423 | 0.431 | 0.436 | 0.431 | 0.424 | 0.426 | 0.418 | 0.438 | 0.427 | |
| | | Stride efficiency (%) | 37.64 | 49.32 | 53.82 | 55.48 | 50.48 | 49.32 | 50.90 | 49.57 | 50.00 | 49.37 | 49.39 | |
| | | Stride count | 36.68 | 35.60 | 34.08 | 33.56 | 35.19 | 35.60 | 35.04 | 35.51 | 35.36 | 35.58 | 352.20 | |

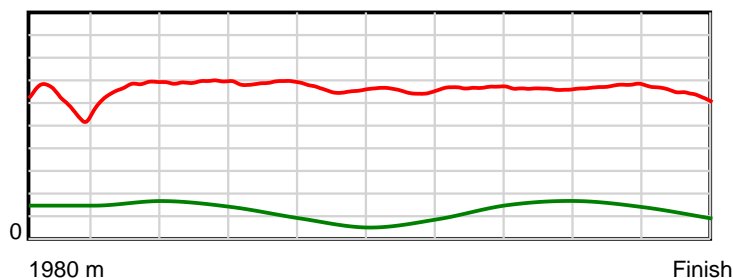
10 m Stride length



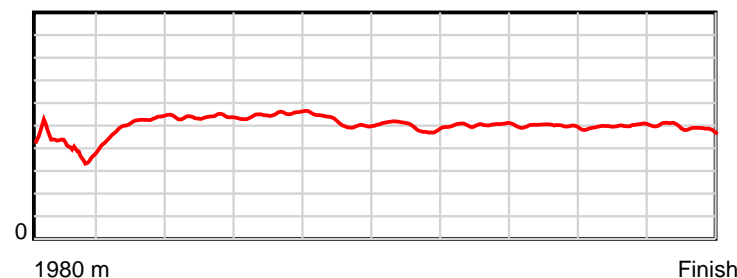
0.6 s Stride duration



20 m/sec Speed



100 % Stride efficiency



Note: Horizontal distance axis grid lines are 200m furlongs.

Disclaimer.

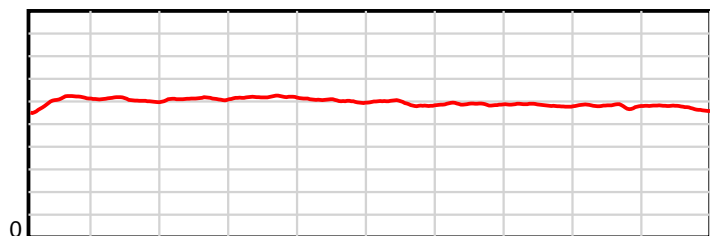
HRNZ and NZMTC and Thoroughbred Ratings Pty Ltd accepts no responsibility for the completeness or accuracy of any of the information contained herein, and makes no representations about its suitability for any particular purpose. Users should make their own judgements about those matters and/or seek independent advice. You assume all risks associated with use of the data provided on this page.

Race Results

June 14, 2024, Race 9, FAHEY FENCE HIRE MOBILE TROT, Distance 1980m, Addington - Survey 1980m

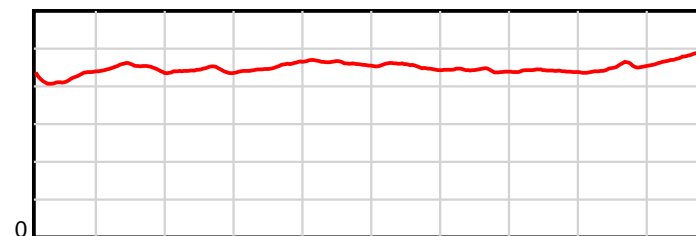
| Result | TAB no. | Horse (Barrier) | 1980 to | 1800m to | 1600m to | 1400m to | 1200m to | 1000m to | 800m to | 600m to | 400m to | 200m to | Total or | Margin |
|--------|---------|------------------------------|---------|----------|----------|----------|----------|----------|---------|---------|---------|---------|----------|--------|
| 9th | 5 | Prince Teka (5) | 1800m | 1600m | 1400m | 1200m | 1000m | 800m | 600m | 400m | 200m | WP | Average | |
| | | Position in running (margin) | - | 1(0.0) | 1(0.0) | 1(0.0) | 1(0.0) | 1(0.0) | 1(0.0) | 1(0.0) | 1(0.0) | 4(3.3) | | 15.30 |
| | | Sectional time (s) | 12.82 | 14.94 | 14.50 | 14.68 | 15.43 | 15.36 | 15.11 | 15.26 | 15.65 | 16.99 | | |
| | | Cumulative time (s) | 150.74 | 137.92 | 122.98 | 108.48 | 93.80 | 78.37 | 63.01 | 47.90 | 32.64 | 16.99 | 2:30.74 | |
| | | Speed (m/s) | 14.04 | 13.39 | 13.79 | 13.62 | 12.96 | 13.02 | 13.24 | 13.11 | 12.78 | 11.77 | 13.13 | |
| | | Stride length (m) | 5.96 | 6.02 | 6.11 | 6.17 | 5.99 | 5.90 | 5.86 | 5.78 | 5.75 | 5.68 | 5.92 | |
| | | Stride duration (s) | 0.423 | 0.450 | 0.443 | 0.453 | 0.462 | 0.453 | 0.442 | 0.441 | 0.450 | 0.482 | 0.450 | |
| | | Stride efficiency (%) | 55.56 | 56.62 | 58.29 | 59.40 | 56.00 | 54.35 | 53.58 | 52.17 | 51.61 | 50.38 | 54.68 | |
| | | Stride count | 30.19 | 33.22 | 32.75 | 32.44 | 33.41 | 33.91 | 34.15 | 34.62 | 34.80 | 35.22 | 334.71 | |

10 m Stride length



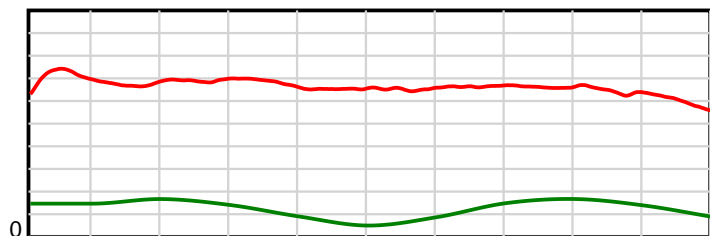
1980 m Finish

0.6 s Stride duration



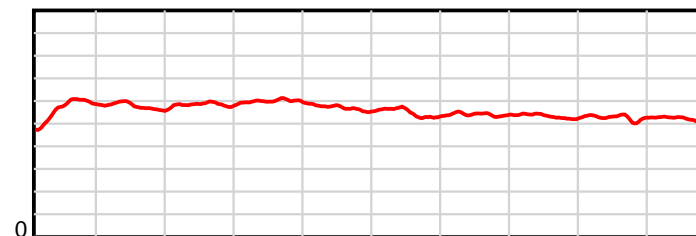
1980 m Finish

20 m/sec Speed



1980 m Finish

100 % Stride efficiency



1980 m Finish

Note: Horizontal distance axis grid lines are 200m furlongs.

Disclaimer.

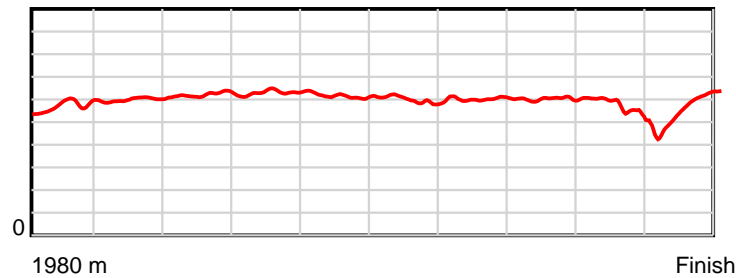
HRNZ and NZMTC and Thoroughbred Ratings Pty Ltd accepts no responsibility for the completeness or accuracy of any of the information contained herein, and makes no representations about its suitability for any particular purpose. Users should make their own judgements about those matters and/or seek independent advice. You assume all risks associated with use of the data provided on this page.

Race Results

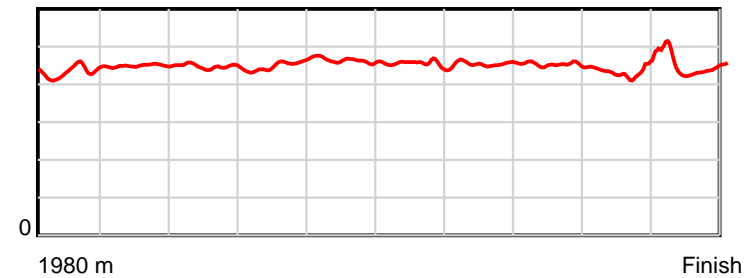
June 14, 2024, Race 9, FAHEY FENCE HIRE MOBILE TROT, Distance 1980m, Addington - Survey 1980m

| Result | TAB no. | Horse (Barrier) | 1980 to | 1800m to | 1600m to | 1400m to | 1200m to | 1000m to | 800m to | 600m to | 400m to | 200m to | Total or | Margin |
|--------|---------|------------------------------|--------------|--------------|--------------|--------------|--------------|-------------|-------------|-------------|-------------|-----------|----------------|--------|
| 10th | 10 | A Fine Patrick (10) | 1800m | 1600m | 1400m | 1200m | 1000m | 800m | 600m | 400m | 200m | WP | Average | |
| | | Position in running (margin) | - | 9(8.0) | 7(8.9) | 8(9.5) | 8(6.7) | 8(7.6) | 8(7.7) | 7(6.4) | 7(6.2) | 10(16.0) | | 20.60 |
| | | Sectional time (s) | 14.13 | 15.10 | 14.59 | 14.22 | 15.57 | 15.39 | 14.88 | 15.22 | 16.74 | 15.89 | | |
| | | Cumulative time (s) | 151.73 | 137.60 | 122.50 | 107.91 | 93.69 | 78.12 | 62.73 | 47.85 | 32.63 | 15.89 | 2:31.73 | |
| | | Speed (m/s) | 12.74 | 13.25 | 13.71 | 14.06 | 12.85 | 13.00 | 13.44 | 13.14 | 11.95 | 12.59 | 13.05 | |
| | | Stride length (m) | 5.75 | 5.95 | 6.13 | 6.34 | 5.95 | 5.89 | 6.11 | 5.94 | 5.24 | 5.66 | 5.88 | |
| | | Stride duration (s) | 0.434 | 0.449 | 0.447 | 0.451 | 0.463 | 0.454 | 0.455 | 0.452 | 0.438 | 0.449 | 0.451 | |
| | | Stride efficiency (%) | 51.58 | 55.28 | 58.70 | 62.87 | 55.24 | 54.28 | 58.41 | 55.20 | 42.86 | 50.02 | 54.07 | |
| | | Stride count | 31.33 | 33.63 | 32.63 | 31.53 | 33.64 | 33.94 | 32.71 | 33.65 | 38.19 | 35.35 | 336.60 | |

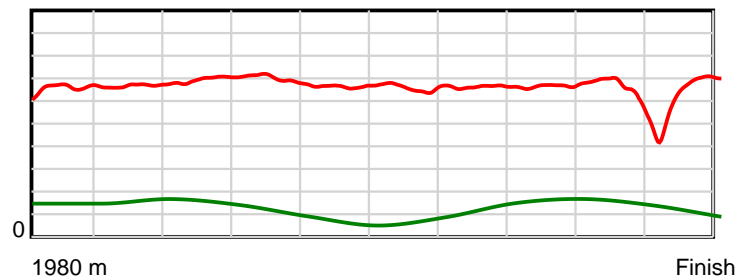
10 m Stride length



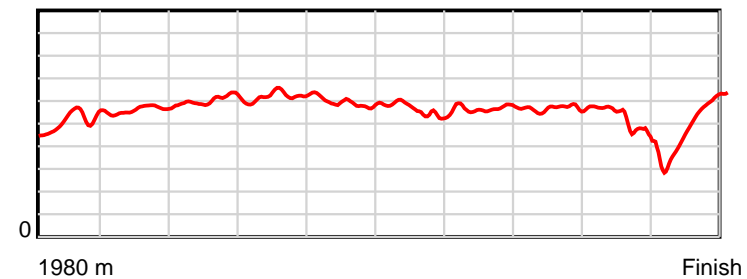
0.6 s Stride duration



20 m/sec Speed



100 % Stride efficiency



Note: Horizontal distance axis grid lines are 200m furlongs.

Disclaimer.

HRNZ and NZMTC and Thoroughbred Ratings Pty Ltd accepts no responsibility for the completeness or accuracy of any of the information contained herein, and makes no representations about its suitability for any particular purpose. Users should make their own judgements about those matters and/or seek independent advice. You assume all risks associated with use of the data provided on this page.

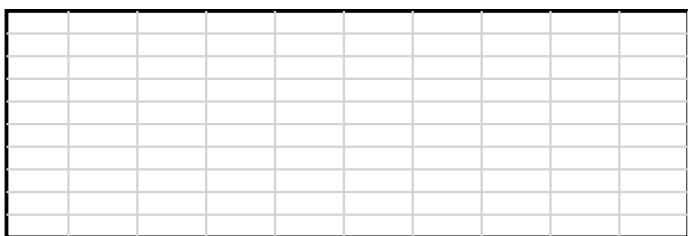


Race Results

June 14, 2024, Race 10, , Distance 1980m, Addington - Survey 1980m


| Result | TAB no. | Horse (Barrier) | 1980 to 1800m | 1800m to 1600m | 1600m to 1400m | 1400m to 1200m | 1200m to 1000m | 1000m to 800m | 800m to 600m | 600m to 400m | 400m to 200m | 200m to WP | Total or Average | Margin |
|--------|---------|------------------------------|---------------|----------------|----------------|----------------|----------------|---------------|--------------|--------------|--------------|------------|------------------|--------|
| 1st | 5 | Magician (5) | | | | | | | | | | | | |
| | | Position in running (margin) | - | () | () | () | () | () | () | () | () | () | | 0.00 |
| | | Sectional time (s) | | | | | | | | | | | | |
| | | Cumulative time (s) | NaN | NaN | NaN | NaN | NaN | NaN | NaN | NaN | NaN | NaN | 2:28.85 | |
| | | Speed (m/s) | | | | | | | | | | | | |
| | | Stride length (m) | | | | | | | | | | | | |
| | | Stride duration (s) | | | | | | | | | | | | |
| | | Stride efficiency (%) | | | | | | | | | | | | |
| | | Stride count | | | | | | | | | | | | |

10 m Stride length



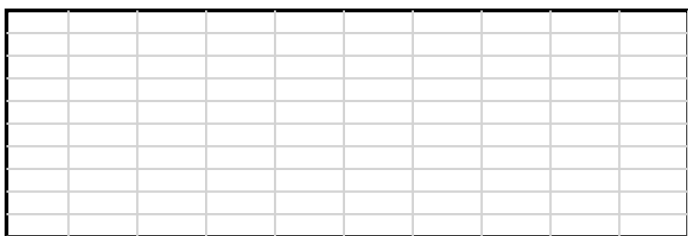
1980 m Finish

0.6 s Stride duration



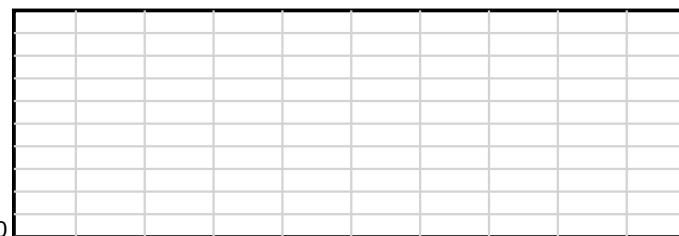
1980 m Finish

20 m/sec Speed



1980 m Finish

100 % Stride efficiency



1980 m Finish

Note: Horizontal distance axis grid lines are 200m furlongs.

Disclaimer.

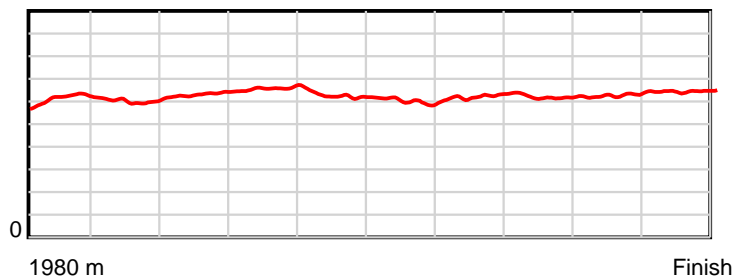
HRNZ and NZMTC and Thoroughbred Ratings Pty Ltd accepts no responsibility for the completeness or accuracy of any of the information contained herein, and makes no representations about its suitability for any particular purpose. Users should make their own judgements about those matters and/or seek independent advice. You assume all risks associated with use of the data provided on this page.

Race Results

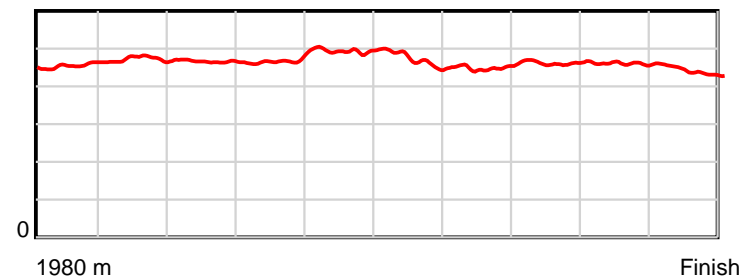
June 14, 2024, Race 10, , Distance 1980m, Addington - Survey 1980m

| Result | TAB no. | Horse (Barrier) | 1980 to | 1800m to | 1600m to | 1400m to | 1200m to | 1000m to | 800m to | 600m to | 400m to | 200m to | Total or | Margin |
|--------|---------|------------------------------|---------|----------|----------|----------|----------|----------|---------|---------|---------|---------|----------|--------|
| 2nd | 7 | Trump Card (7) | 1800m | 1600m | 1400m | 1200m | 1000m | 800m | 600m | 400m | 200m | WP | Average | |
| | | Position in running (margin) | - | 5(5.1) | 7(12.5) | 7(19.3) | 7(12.8) | 6(7.4) | 3(2.4) | 1(0.0) | 1(0.0) | 1(0.0) | | 0.10 |
| | | Sectional time (s) | 13.61 | 16.03 | 15.02 | 14.23 | 16.07 | 15.87 | 14.48 | 15.19 | 14.86 | 13.50 | | |
| | | Cumulative time (s) | 148.86 | 135.25 | 119.22 | 104.20 | 89.97 | 73.90 | 58.03 | 43.55 | 28.36 | 13.50 | 2:28.86 | |
| | | Speed (m/s) | 13.22 | 12.48 | 13.32 | 14.05 | 12.45 | 12.60 | 13.81 | 13.17 | 13.46 | 14.81 | 13.30 | |
| | | Stride length (m) | 6.11 | 5.89 | 6.21 | 6.59 | 6.15 | 5.90 | 6.22 | 6.08 | 6.19 | 6.50 | 6.18 | |
| | | Stride duration (s) | 0.455 | 0.472 | 0.466 | 0.469 | 0.494 | 0.469 | 0.450 | 0.462 | 0.460 | 0.439 | 0.464 | |
| | | Stride efficiency (%) | 58.38 | 54.15 | 60.26 | 67.87 | 59.08 | 54.47 | 60.46 | 57.84 | 59.91 | 66.01 | 59.65 | |
| | | Stride count | 29.45 | 33.98 | 32.21 | 30.35 | 32.53 | 33.87 | 32.15 | 32.87 | 32.30 | 30.77 | 320.48 | |

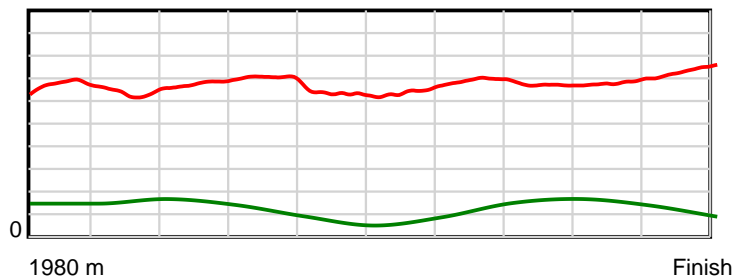
10 m Stride length



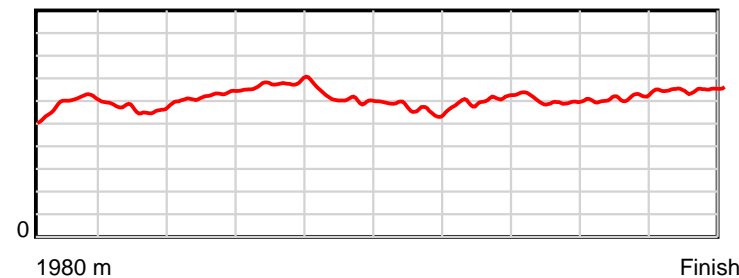
0.6 s Stride duration



20 m/sec Speed



100 % Stride efficiency



Note: Horizontal distance axis grid lines are 200m furlongs.

Disclaimer.

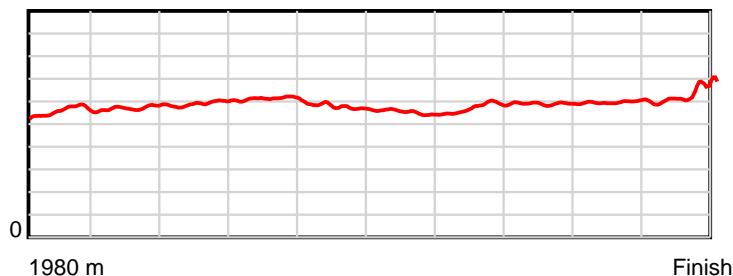
HRNZ and NZMTC and Thoroughbred Ratings Pty Ltd accepts no responsibility for the completeness or accuracy of any of the information contained herein, and makes no representations about its suitability for any particular purpose. Users should make their own judgements about those matters and/or seek independent advice. You assume all risks associated with use of the data provided on this page.

Race Results

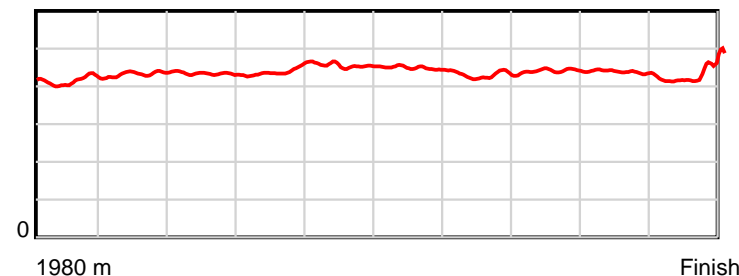
June 14, 2024, Race 10, , Distance 1980m, Addington - Survey 1980m

| Result | TAB no. | Horse (Barrier) | 1980 to | 1800m to | 1600m to | 1400m to | 1200m to | 1000m to | 800m to | 600m to | 400m to | 200m to | Total or | Margin |
|--------|---------|------------------------------|--------------|--------------|--------------|--------------|--------------|-------------|-------------|-------------|-------------|-----------|----------------|--------|
| 3rd | 4 | Quicker Than Q... (4) | 1800m | 1600m | 1400m | 1200m | 1000m | 800m | 600m | 400m | 200m | WP | Average | |
| | | Position in running (margin) | - | 6(6.3) | 6(10.1) | 6(16.3) | 6(10.8) | 4(5.5) | 4(3.6) | 5(3.8) | 6(4.2) | 5(4.0) | | 4.50 |
| | | Sectional time (s) | 13.55 | 15.44 | 14.91 | 14.40 | 16.10 | 16.37 | 14.92 | 15.25 | 14.82 | 13.91 | | |
| | | Cumulative time (s) | 149.67 | 136.12 | 120.68 | 105.77 | 91.37 | 75.27 | 58.90 | 43.98 | 28.73 | 13.91 | 2:29.67 | |
| | | Speed (m/s) | 13.28 | 12.95 | 13.41 | 13.89 | 12.42 | 12.22 | 13.40 | 13.11 | 13.50 | 14.38 | 13.23 | |
| | | Stride length (m) | 5.51 | 5.61 | 5.82 | 6.12 | 5.65 | 5.47 | 5.76 | 5.79 | 5.90 | 6.13 | 5.77 | |
| | | Stride duration (s) | 0.415 | 0.433 | 0.434 | 0.441 | 0.455 | 0.448 | 0.430 | 0.441 | 0.437 | 0.426 | 0.436 | |
| | | Stride efficiency (%) | 47.46 | 49.15 | 52.91 | 58.53 | 49.82 | 46.81 | 51.89 | 52.37 | 54.32 | 58.72 | 52.03 | |
| | | Stride count | 32.66 | 35.66 | 34.37 | 32.68 | 35.42 | 36.54 | 34.71 | 34.55 | 33.92 | 32.63 | 343.14 | |

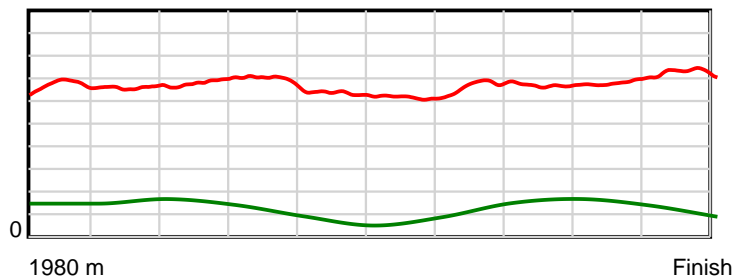
10 m Stride length



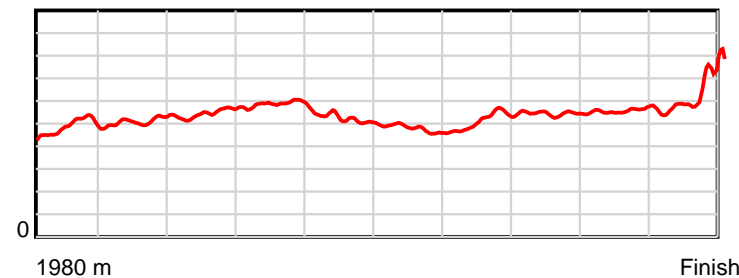
0.6 s Stride duration



20 m/sec Speed



100 % Stride efficiency



Note: Horizontal distance axis grid lines are 200m furlongs.

Disclaimer.

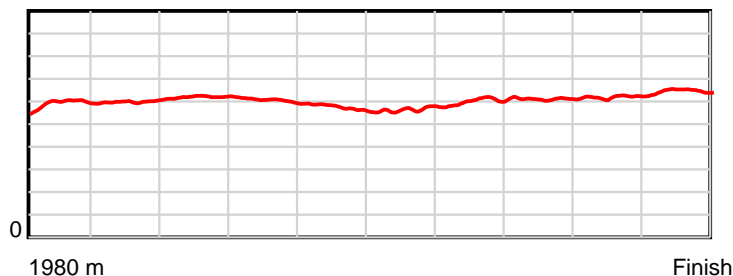
HRNZ and NZMTC and Thoroughbred Ratings Pty Ltd accepts no responsibility for the completeness or accuracy of any of the information contained herein, and makes no representations about its suitability for any particular purpose. Users should make their own judgements about those matters and/or seek independent advice. You assume all risks associated with use of the data provided on this page.

Race Results

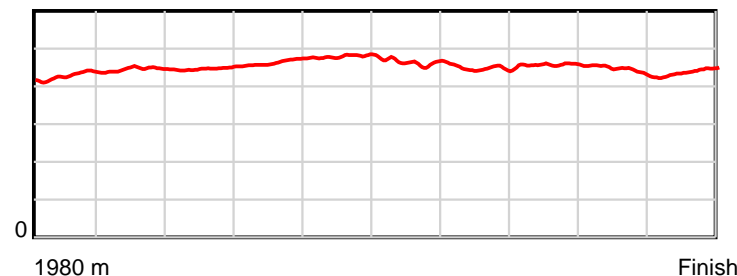
June 14, 2024, Race 10, , Distance 1980m, Addington - Survey 1980m

| Result | TAB no. | Horse (Barrier) | 1980 to | 1800m to | 1600m to | 1400m to | 1200m to | 1000m to | 800m to | 600m to | 400m to | 200m to | Total or | Margin |
|--------|---------|------------------------------|---------|----------|----------|----------|----------|----------|---------|---------|---------|---------|----------|--------|
| 4th | 1 | Delightful Dre... (1) | 1800m | 1600m | 1400m | 1200m | 1000m | 800m | 600m | 400m | 200m | WP | Average | |
| | | Position in running (margin) | - | 4(3.1) | 4(4.0) | 4(7.7) | 4(7.7) | 5(6.5) | 7(5.3) | 8(5.9) | 9(6.0) | 6(4.9) | | 4.50 |
| | | Sectional time (s) | 13.31 | 14.94 | 14.50 | 15.31 | 16.79 | 16.50 | 14.97 | 15.22 | 14.66 | 13.48 | | |
| | | Cumulative time (s) | 149.68 | 136.37 | 121.43 | 106.93 | 91.62 | 74.83 | 58.33 | 43.36 | 28.14 | 13.48 | 2:29.68 | |
| | | Speed (m/s) | 13.52 | 13.39 | 13.79 | 13.06 | 11.91 | 12.12 | 13.36 | 13.14 | 13.64 | 14.84 | 13.23 | |
| | | Stride length (m) | 5.88 | 5.96 | 6.16 | 6.06 | 5.71 | 5.63 | 5.98 | 6.01 | 6.06 | 6.50 | 5.99 | |
| | | Stride duration (s) | 0.429 | 0.445 | 0.446 | 0.464 | 0.479 | 0.464 | 0.448 | 0.457 | 0.444 | 0.438 | 0.453 | |
| | | Stride efficiency (%) | 54.05 | 55.46 | 59.24 | 57.31 | 50.96 | 49.49 | 55.87 | 56.47 | 57.42 | 66.12 | 56.01 | |
| | | Stride count | 30.61 | 33.57 | 32.48 | 33.03 | 35.02 | 35.54 | 33.45 | 33.27 | 33.00 | 30.75 | 330.72 | |

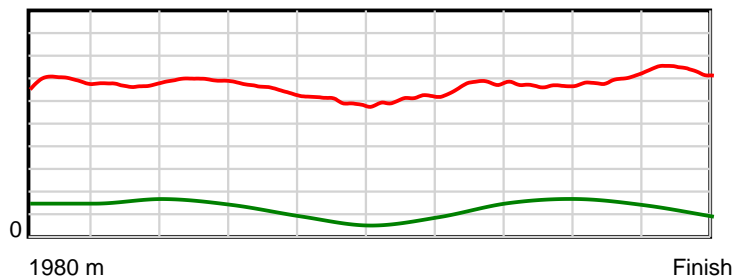
10 m Stride length



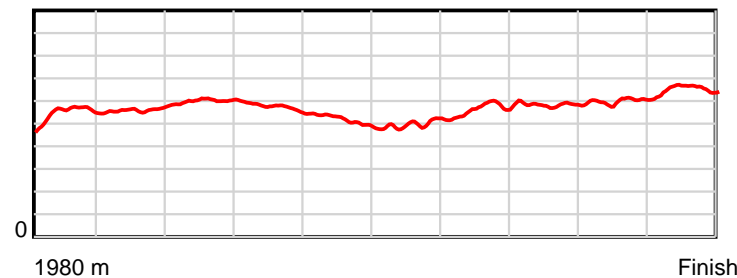
0.6 s Stride duration



20 m/sec Speed



100 % Stride efficiency



Note: Horizontal distance axis grid lines are 200m furlongs.

Disclaimer.

HRNZ and NZMTC and Thoroughbred Ratings Pty Ltd accepts no responsibility for the completeness or accuracy of any of the information contained herein, and makes no representations about its suitability for any particular purpose. Users should make their own judgements about those matters and/or seek independent advice. You assume all risks associated with use of the data provided on this page.

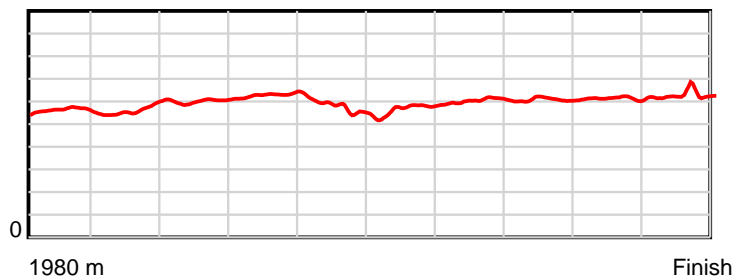


Race Results

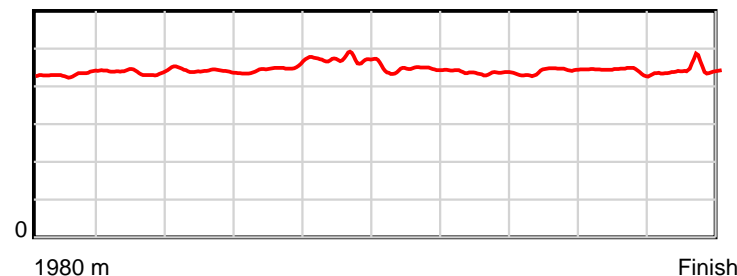
June 14, 2024, Race 10, , Distance 1980m, Addington - Survey 1980m

| Result | TAB no. | Horse (Barrier) | 1980 to | 1800m to | 1600m to | 1400m to | 1200m to | 1000m to | 800m to | 600m to | 400m to | 200m to | Total or | Margin |
|--------|---------|------------------------------|--------------|--------------|--------------|--------------|--------------|-------------|-------------|-------------|-------------|-----------|----------------|--------|
| 5th | 6 | Melton Magnate (6) | 1800m | 1600m | 1400m | 1200m | 1000m | 800m | 600m | 400m | 200m | WP | Average | |
| | | Position in running (margin) | - | 9(8.4) | 8(14.3) | 8(19.4) | 8(13.4) | 9(10.5) | 8(6.5) | 6(4.0) | 5(2.3) | 3(1.7) | | 4.70 |
| | | Sectional time (s) | 13.91 | 15.80 | 14.74 | 14.30 | 16.50 | 16.04 | 14.46 | 14.90 | 14.75 | 14.32 | | |
| | | Cumulative time (s) | 149.72 | 135.81 | 120.01 | 105.27 | 90.97 | 74.47 | 58.43 | 43.97 | 29.07 | 14.32 | 2:29.72 | |
| | | Speed (m/s) | 12.94 | 12.66 | 13.57 | 13.99 | 12.12 | 12.47 | 13.83 | 13.42 | 13.56 | 13.97 | 13.22 | |
| | | Stride length (m) | 5.56 | 5.54 | 6.00 | 6.27 | 5.73 | 5.55 | 6.03 | 5.91 | 5.99 | 6.17 | 5.87 | |
| | | Stride duration (s) | 0.432 | 0.438 | 0.442 | 0.448 | 0.473 | 0.445 | 0.436 | 0.440 | 0.442 | 0.442 | 0.444 | |
| | | Stride efficiency (%) | 48.26 | 48.02 | 56.17 | 61.45 | 51.26 | 48.17 | 56.82 | 54.49 | 56.06 | 59.49 | 53.78 | |
| | | Stride count | 32.39 | 36.08 | 33.36 | 31.89 | 34.92 | 36.02 | 33.17 | 33.87 | 33.39 | 32.42 | 337.51 | |

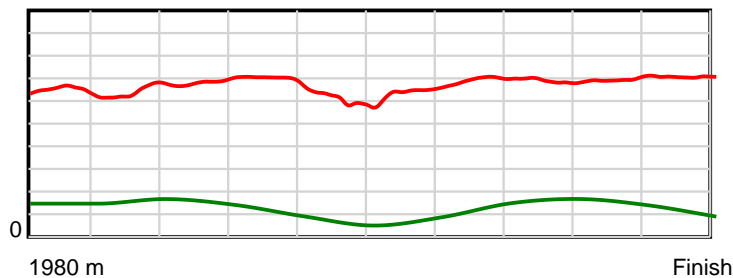
10 m Stride length



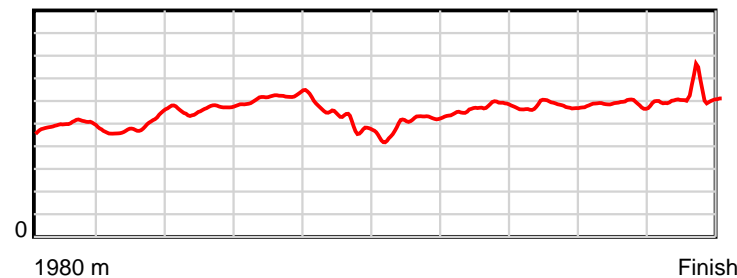
0.6 s Stride duration



20 m/sec Speed



100 % Stride efficiency



Note: Horizontal distance axis grid lines are 200m furlongs.

Disclaimer.

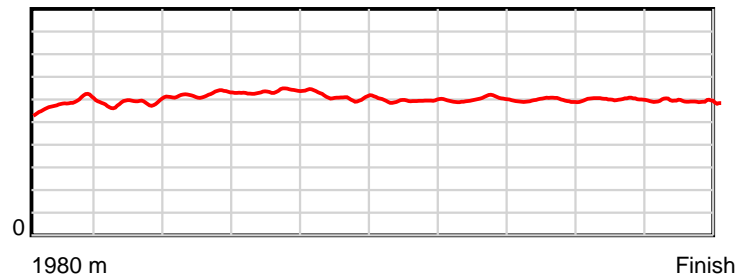
HRNZ and NZMTC and Thoroughbred Ratings Pty Ltd accepts no responsibility for the completeness or accuracy of any of the information contained herein, and makes no representations about its suitability for any particular purpose. Users should make their own judgements about those matters and/or seek independent advice. You assume all risks associated with use of the data provided on this page.

Race Results

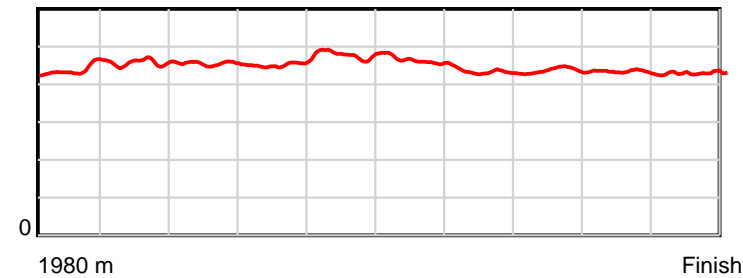
June 14, 2024, Race 10, , Distance 1980m, Addington - Survey 1980m

| Result | TAB no. | Horse (Barrier) | 1980 to | 1800m to | 1600m to | 1400m to | 1200m to | 1000m to | 800m to | 600m to | 400m to | 200m to | Total or | Margin |
|--------|---------|------------------------------|---------|----------|----------|----------|----------|----------|---------|---------|---------|---------|----------|--------|
| 6th | 2 | Bronski (2) | 1800m | 1600m | 1400m | 1200m | 1000m | 800m | 600m | 400m | 200m | WP | Average | |
| | | Position in running (margin) | - | 8(7.9) | 9(14.9) | 9(21.1) | 9(14.7) | 8(9.5) | 6(4.8) | 3(1.8) | 3(0.8) | 2(0.0) | | 5.40 |
| | | Sectional time (s) | 14.03 | 15.98 | 14.93 | 14.23 | 16.12 | 15.90 | 14.39 | 15.02 | 14.72 | 14.52 | | |
| | | Cumulative time (s) | 149.84 | 135.81 | 119.83 | 104.90 | 90.67 | 74.55 | 58.65 | 44.26 | 29.24 | 14.52 | 2:29.84 | |
| | | Speed (m/s) | 12.83 | 12.52 | 13.40 | 14.05 | 12.41 | 12.58 | 13.90 | 13.32 | 13.59 | 13.77 | 13.21 | |
| | | Stride length (m) | 5.74 | 5.73 | 6.09 | 6.36 | 5.94 | 5.82 | 6.01 | 5.82 | 5.87 | 5.92 | 5.92 | |
| | | Stride duration (s) | 0.440 | 0.457 | 0.455 | 0.453 | 0.478 | 0.462 | 0.432 | 0.437 | 0.432 | 0.429 | 0.448 | |
| | | Stride efficiency (%) | 51.44 | 51.22 | 58.01 | 63.29 | 55.07 | 52.84 | 56.36 | 52.90 | 53.81 | 54.67 | 54.85 | |
| | | Stride count | 31.37 | 34.93 | 32.82 | 31.43 | 33.69 | 34.39 | 33.30 | 34.37 | 34.08 | 33.81 | 334.19 | |

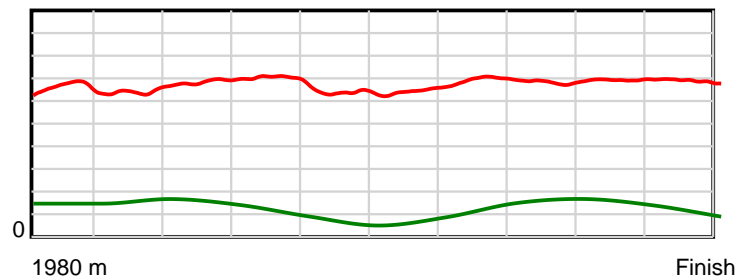
10 m Stride length



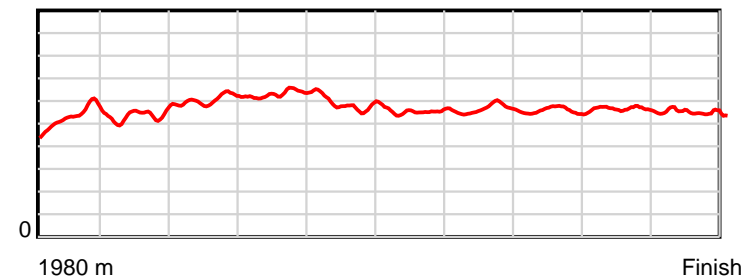
0.6 s Stride duration



20 m/sec Speed



100 % Stride efficiency



Note: Horizontal distance axis grid lines are 200m furlongs.

Disclaimer.

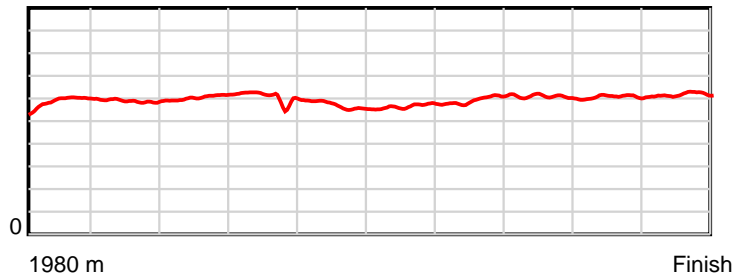
HRNZ and NZMTC and Thoroughbred Ratings Pty Ltd accepts no responsibility for the completeness or accuracy of any of the information contained herein, and makes no representations about its suitability for any particular purpose. Users should make their own judgements about those matters and/or seek independent advice. You assume all risks associated with use of the data provided on this page.

Race Results

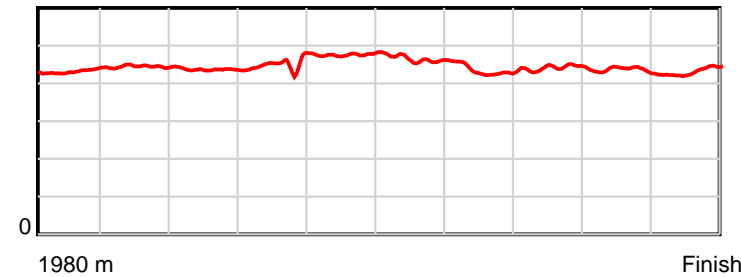
June 14, 2024, Race 10, , Distance 1980m, Addington - Survey 1980m

| Result | TAB no. | Horse (Barrier) | 1980 to | 1800m to | 1600m to | 1400m to | 1200m to | 1000m to | 800m to | 600m to | 400m to | 200m to | Total or | Margin |
|--------|---------|------------------------------|--------------|--------------|--------------|--------------|--------------|-------------|-------------|-------------|-------------|-----------|----------------|--------|
| 7th | 10 | My Ten Guitars (10) | 1800m | 1600m | 1400m | 1200m | 1000m | 800m | 600m | 400m | 200m | WP | Average | |
| | | Position in running (margin) | - | 7(7.0) | 5(8.7) | 5(12.2) | 5(9.9) | 7(8.6) | 9(7.2) | 9(6.0) | 7(4.8) | 4(3.6) | | 6.00 |
| | | Sectional time (s) | 13.75 | 15.08 | 14.48 | 14.92 | 16.77 | 16.45 | 14.69 | 14.99 | 14.66 | 14.16 | | |
| | | Cumulative time (s) | 149.95 | 136.20 | 121.12 | 106.64 | 91.72 | 74.95 | 58.50 | 43.81 | 28.82 | 14.16 | 2:29.95 | |
| | | Speed (m/s) | 13.09 | 13.26 | 13.81 | 13.40 | 11.93 | 12.16 | 13.61 | 13.34 | 13.64 | 14.12 | 13.20 | |
| | | Stride length (m) | 5.86 | 5.89 | 6.03 | 6.03 | 5.67 | 5.65 | 5.92 | 5.89 | 5.93 | 6.12 | 5.90 | |
| | | Stride duration (s) | 0.432 | 0.444 | 0.436 | 0.450 | 0.476 | 0.465 | 0.435 | 0.441 | 0.435 | 0.433 | 0.447 | |
| | | Stride efficiency (%) | 53.65 | 54.22 | 56.75 | 56.91 | 50.31 | 49.87 | 54.71 | 54.25 | 54.98 | 58.56 | 54.34 | |
| | | Stride count | 30.72 | 33.95 | 33.19 | 33.14 | 35.25 | 35.40 | 33.80 | 33.94 | 33.72 | 32.67 | 335.78 | |

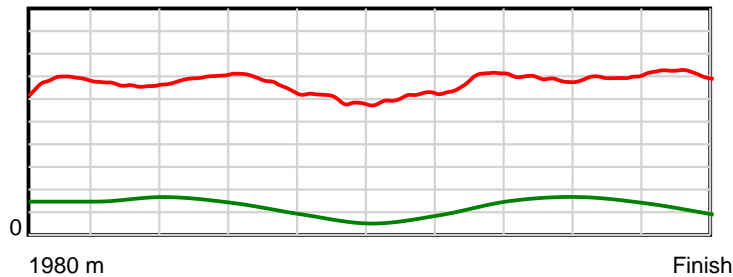
10 m Stride length



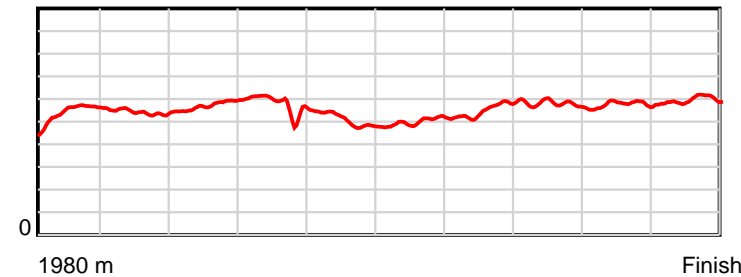
0.6 s Stride duration



20 m/sec Speed



100 % Stride efficiency



Note: Horizontal distance axis grid lines are 200m furlongs.

Disclaimer.

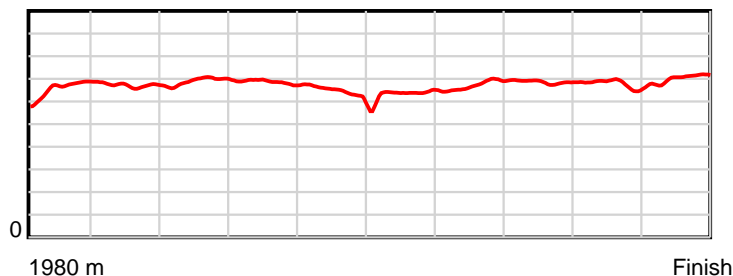
HRNZ and NZMTC and Thoroughbred Ratings Pty Ltd accepts no responsibility for the completeness or accuracy of any of the information contained herein, and makes no representations about its suitability for any particular purpose. Users should make their own judgements about those matters and/or seek independent advice. You assume all risks associated with use of the data provided on this page.

Race Results

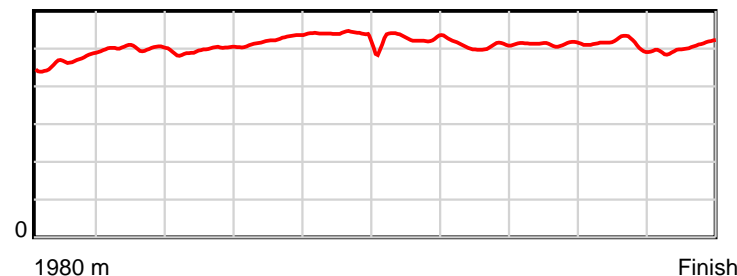
June 14, 2024, Race 10, , Distance 1980m, Addington - Survey 1980m

| Result | TAB no. | Horse (Barrier) | 1980 to | 1800m to | 1600m to | 1400m to | 1200m to | 1000m to | 800m to | 600m to | 400m to | 200m to | Total or | Margin |
|--------|---------|------------------------------|--------------|--------------|--------------|--------------|--------------|-------------|-------------|-------------|-------------|-----------|----------------|--------|
| 8th | 3 | Black Billie G... (3) | 1800m | 1600m | 1400m | 1200m | 1000m | 800m | 600m | 400m | 200m | WP | Average | |
| | | Position in running (margin) | - | 2(0.9) | 3(2.5) | 3(5.7) | 3(6.0) | 3(4.7) | 5(4.2) | 7(5.6) | 8(4.9) | 9(8.0) | | 11.90 |
| | | Sectional time (s) | 12.82 | 15.06 | 14.43 | 15.35 | 16.77 | 16.60 | 15.11 | 15.09 | 15.36 | 14.46 | | |
| | | Cumulative time (s) | 151.05 | 138.23 | 123.17 | 108.74 | 93.39 | 76.62 | 60.02 | 44.91 | 29.82 | 14.46 | 2:31.05 | |
| | | Speed (m/s) | 14.04 | 13.28 | 13.86 | 13.03 | 11.93 | 12.05 | 13.24 | 13.25 | 13.02 | 13.83 | 13.11 | |
| | | Stride length (m) | 6.58 | 6.67 | 6.87 | 6.83 | 6.29 | 6.38 | 6.72 | 6.80 | 6.68 | 6.99 | 6.68 | |
| | | Stride duration (s) | 0.468 | 0.502 | 0.496 | 0.524 | 0.528 | 0.529 | 0.508 | 0.513 | 0.513 | 0.505 | 0.509 | |
| | | Stride efficiency (%) | 67.72 | 69.42 | 73.83 | 72.97 | 61.84 | 63.56 | 70.60 | 72.21 | 69.67 | 76.35 | 69.64 | |
| | | Stride count | 27.34 | 30.01 | 29.10 | 29.27 | 31.79 | 31.36 | 29.75 | 29.42 | 29.95 | 28.61 | 296.60 | |

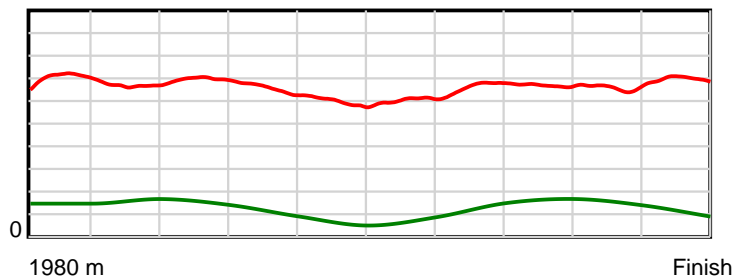
10 m Stride length



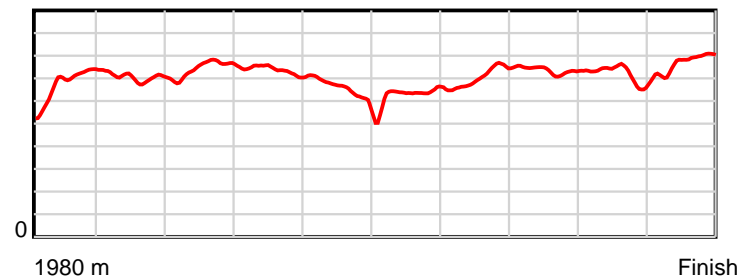
0.6 s Stride duration



20 m/sec Speed



100 % Stride efficiency



Note: Horizontal distance axis grid lines are 200m furlongs.

Disclaimer.

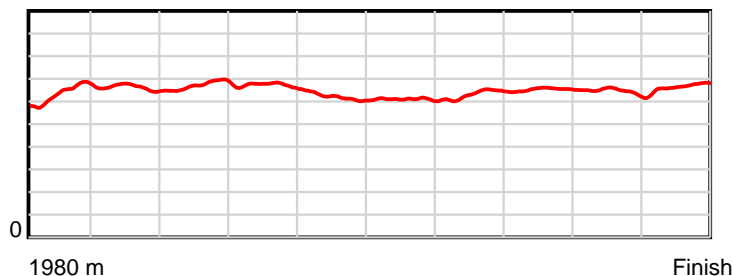
HRNZ and NZMTC and Thoroughbred Ratings Pty Ltd accepts no responsibility for the completeness or accuracy of any of the information contained herein, and makes no representations about its suitability for any particular purpose. Users should make their own judgements about those matters and/or seek independent advice. You assume all risks associated with use of the data provided on this page.

Race Results

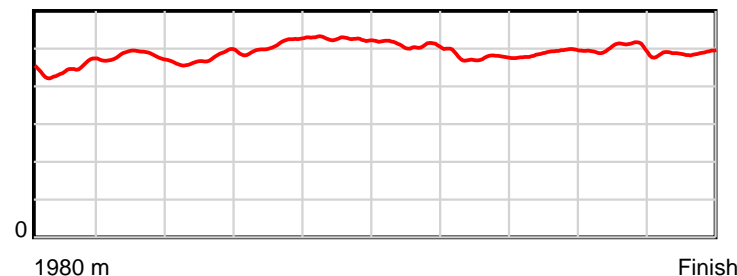
June 14, 2024, Race 10, , Distance 1980m, Addington - Survey 1980m

| Result | TAB no. | Horse (Barrier) | 1980 to | 1800m to | 1600m to | 1400m to | 1200m to | 1000m to | 800m to | 600m to | 400m to | 200m to | Total or | Margin |
|--------|---------|------------------------------|--------------|--------------|--------------|--------------|--------------|-------------|-------------|-------------|-------------|-----------|----------------|--------|
| 9th | 8 | Carving Up (8) | 1800m | 1600m | 1400m | 1200m | 1000m | 800m | 600m | 400m | 200m | WP | Average | |
| | | Position in running (margin) | - | 1(0.0) | 1(0.0) | 2(2.2) | 2(2.0) | 2(2.5) | 2(2.1) | 4(3.1) | 4(2.2) | 8(7.5) | | 12.50 |
| | | Sectional time (s) | 12.74 | 14.80 | 14.26 | 15.27 | 17.07 | 16.63 | 15.05 | 15.04 | 15.73 | 14.56 | | |
| | | Cumulative time (s) | 151.15 | 138.41 | 123.61 | 109.35 | 94.08 | 77.01 | 60.38 | 45.33 | 30.29 | 14.56 | 2:31.15 | |
| | | Speed (m/s) | 14.13 | 13.51 | 14.03 | 13.10 | 11.72 | 12.03 | 13.29 | 13.30 | 12.71 | 13.74 | 13.10 | |
| | | Stride length (m) | 6.35 | 6.51 | 6.65 | 6.68 | 6.16 | 6.12 | 6.35 | 6.51 | 6.36 | 6.72 | 6.43 | |
| | | Stride duration (s) | 0.445 | 0.482 | 0.474 | 0.510 | 0.525 | 0.509 | 0.477 | 0.490 | 0.500 | 0.489 | 0.491 | |
| | | Stride efficiency (%) | 62.95 | 66.13 | 69.18 | 69.68 | 59.22 | 58.59 | 62.93 | 66.19 | 63.24 | 70.59 | 64.70 | |
| | | Stride count | 28.36 | 30.74 | 30.06 | 29.95 | 32.49 | 32.66 | 31.52 | 30.73 | 31.44 | 29.76 | 307.71 | |

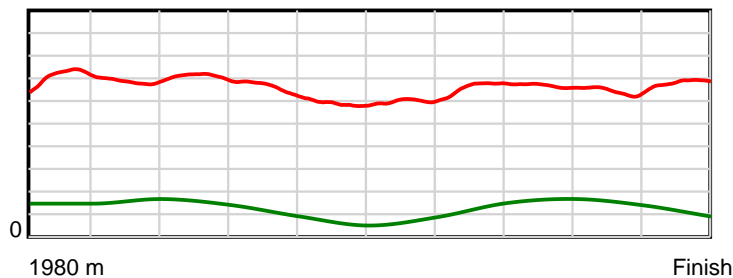
10 m Stride length



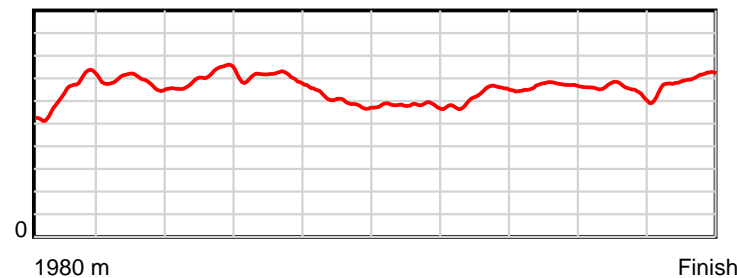
0.6 s Stride duration



20 m/sec Speed



100 % Stride efficiency



Note: Horizontal distance axis grid lines are 200m furlongs.

Disclaimer.

HRNZ and NZMTC and Thoroughbred Ratings Pty Ltd accepts no responsibility for the completeness or accuracy of any of the information contained herein, and makes no representations about its suitability for any particular purpose. Users should make their own judgements about those matters and/or seek independent advice. You assume all risks associated with use of the data provided on this page.

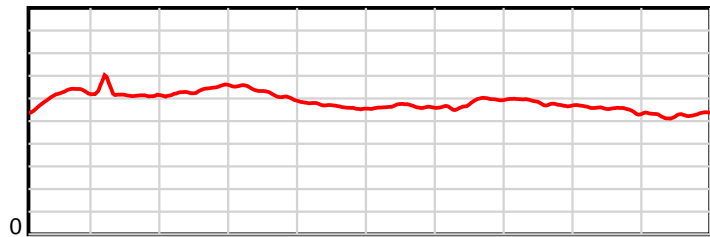


Race Results

June 14, 2024, Race 10, , Distance 1980m, Addington - Survey 1980m

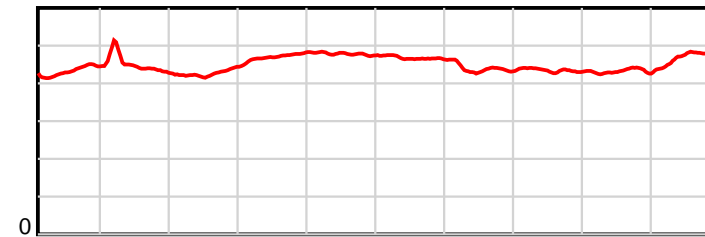
| Result | TAB no. | Horse (Barrier) | 1980 to | 1800m to | 1600m to | 1400m to | 1200m to | 1000m to | 800m to | 600m to | 400m to | 200m to | Total or | Margin |
|--------|---------|------------------------------|---------|----------|----------|----------|----------|----------|---------|---------|---------|---------|----------|--------|
| 10th | 9 | Melton Enforce... (9) | 1800m | 1600m | 1400m | 1200m | 1000m | 800m | 600m | 400m | 200m | WP | Average | |
| | | Position in running (margin) | - | 3(1.5) | 2(1.0) | 1(0.0) | 1(0.0) | 1(0.0) | 1(0.0) | 2(0.8) | 2(0.1) | 7(6.1) | | 30.70 |
| | | Sectional time (s) | 12.84 | 14.73 | 13.72 | 15.31 | 16.99 | 16.69 | 15.02 | 15.07 | 15.85 | 18.30 | | |
| | | Cumulative time (s) | 154.52 | 141.68 | 126.95 | 113.23 | 97.92 | 80.93 | 64.24 | 49.22 | 34.15 | 18.30 | 2:34.52 | |
| | | Speed (m/s) | 14.02 | 13.58 | 14.58 | 13.06 | 11.77 | 11.98 | 13.32 | 13.27 | 12.62 | 10.93 | 12.81 | |
| | | Stride length (m) | 6.09 | 6.05 | 6.25 | 6.18 | 5.62 | 5.59 | 5.82 | 5.76 | 5.45 | 5.21 | 5.78 | |
| | | Stride duration (s) | 0.434 | 0.445 | 0.429 | 0.473 | 0.477 | 0.467 | 0.437 | 0.434 | 0.432 | 0.477 | 0.451 | |
| | | Stride efficiency (%) | 57.91 | 57.16 | 61.01 | 59.75 | 49.30 | 48.86 | 52.97 | 51.93 | 46.49 | 42.46 | 52.24 | |
| | | Stride count | 29.57 | 33.07 | 32.01 | 32.34 | 35.61 | 35.77 | 34.35 | 34.69 | 36.67 | 38.37 | 342.45 | |

10 m Stride length



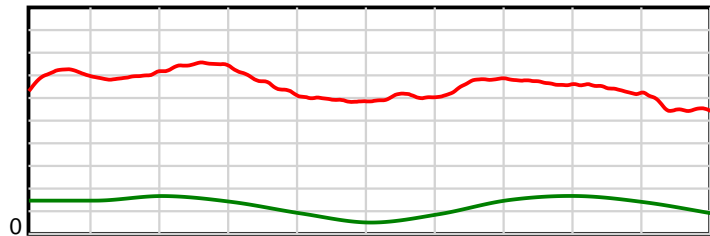
1980 m Finish

0.6 s Stride duration



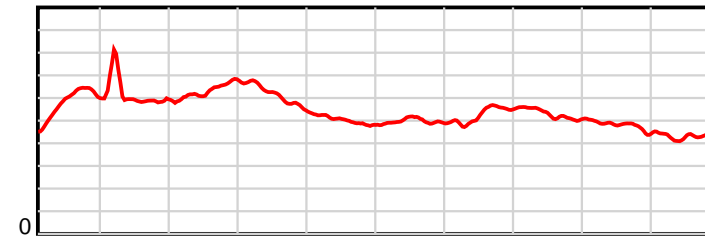
1980 m Finish

20 m/sec Speed



1980 m Finish

100 % Stride efficiency



1980 m Finish

Note: Horizontal distance axis grid lines are 200m furlongs.

Disclaimer.

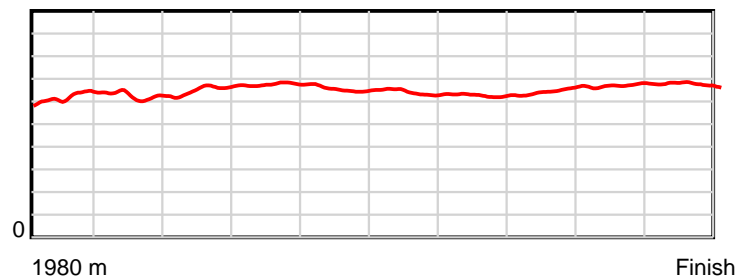
HRNZ and NZMTC and Thoroughbred Ratings Pty Ltd accepts no responsibility for the completeness or accuracy of any of the information contained herein, and makes no representations about its suitability for any particular purpose. Users should make their own judgements about those matters and/or seek independent advice. You assume all risks associated with use of the data provided on this page.

Race Results

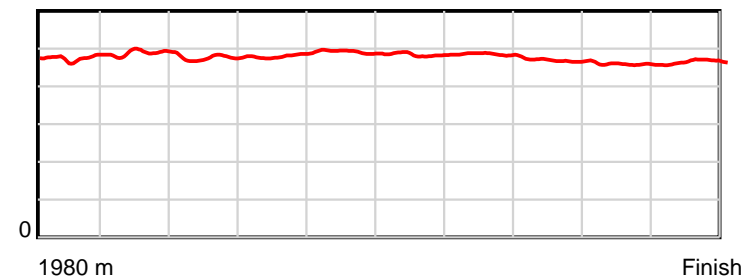
June 14, 2024, Race 11, GOLD BAND TAXIS MOBILE PACE, Distance 1980m, Addington - Survey 1980m

| Result | TAB no. | Horse (Barrier) | 1980 to | 1800m to | 1600m to | 1400m to | 1200m to | 1000m to | 800m to | 600m to | 400m to | 200m to | Total or | Margin |
|--------|---------|------------------------------|---------|----------|----------|----------|----------|----------|---------|---------|---------|---------|----------|--------|
| 1st | 10 | Defy Me (9) | 1800m | 1600m | 1400m | 1200m | 1000m | 800m | 600m | 400m | 200m | WP | Average | |
| | | Position in running (margin) | - | 10(11.1) | 9(10.2) | 7(5.6) | 2(0.9) | 2(1.1) | 2(1.3) | 2(1.4) | 2(1.0) | 2(0.2) | | 0.00 |
| | | Sectional time (s) | 14.44 | 15.98 | 15.03 | 14.21 | 15.42 | 15.40 | 15.56 | 14.77 | 13.89 | 13.81 | | |
| | | Cumulative time (s) | 148.51 | 134.07 | 118.09 | 103.06 | 88.85 | 73.43 | 58.03 | 42.47 | 27.70 | 13.81 | 2:28.51 | |
| | | Speed (m/s) | 12.47 | 12.52 | 13.31 | 14.07 | 12.97 | 12.99 | 12.85 | 13.54 | 14.40 | 14.48 | 13.33 | |
| | | Stride length (m) | 6.12 | 6.12 | 6.32 | 6.76 | 6.37 | 6.28 | 6.23 | 6.35 | 6.59 | 6.75 | 6.38 | |
| | | Stride duration (s) | 0.475 | 0.489 | 0.475 | 0.481 | 0.491 | 0.484 | 0.484 | 0.468 | 0.458 | 0.466 | 0.479 | |
| | | Stride efficiency (%) | 58.49 | 58.51 | 62.45 | 71.47 | 63.41 | 61.67 | 60.62 | 62.93 | 67.89 | 71.30 | 63.69 | |
| | | Stride count | 29.42 | 32.69 | 31.64 | 29.57 | 31.40 | 31.84 | 32.11 | 31.52 | 30.34 | 29.61 | 310.14 | |

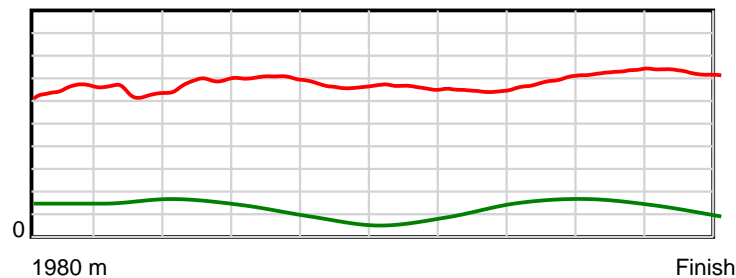
10 m Stride length



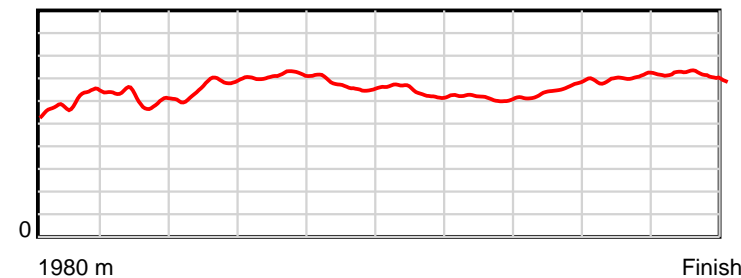
0.6 s Stride duration



20 m/sec Speed



100 % Stride efficiency



Note: Horizontal distance axis grid lines are 200m furlongs.

Disclaimer.

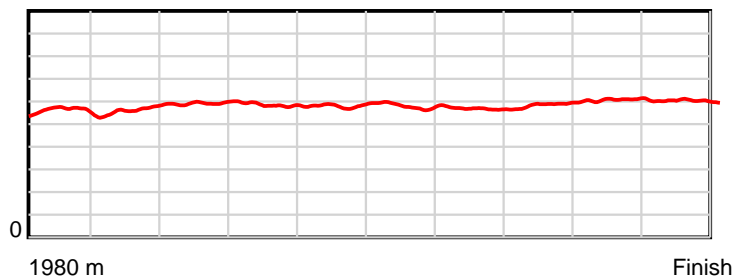
HRNZ and NZMTC and Thoroughbred Ratings Pty Ltd accepts no responsibility for the completeness or accuracy of any of the information contained herein, and makes no representations about its suitability for any particular purpose. Users should make their own judgements about those matters and/or seek independent advice. You assume all risks associated with use of the data provided on this page.

Race Results

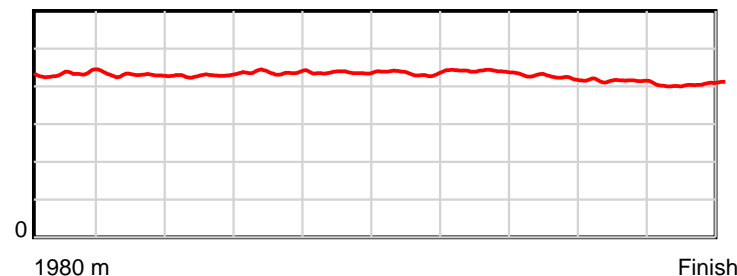
June 14, 2024, Race 11, GOLD BAND TAXIS MOBILE PACE, Distance 1980m, Addington - Survey 1980m

| Result | TAB no. | Horse (Barrier) | 1980 to | 1800m to | 1600m to | 1400m to | 1200m to | 1000m to | 800m to | 600m to | 400m to | 200m to | Total or | Margin |
|--------|---------|------------------------------|--------------|--------------|--------------|--------------|--------------|-------------|-------------|-------------|-------------|-----------|----------------|--------|
| 2nd | 6 | Obsession (6) | 1800m | 1600m | 1400m | 1200m | 1000m | 800m | 600m | 400m | 200m | WP | Average | |
| | | Position in running (margin) | - | 8(9.0) | 7(7.6) | 3(3.1) | 4(3.0) | 4(2.9) | 4(3.0) | 4(2.9) | 4(2.5) | 4(1.9) | | 0.50 |
| | | Sectional time (s) | 14.22 | 15.89 | 15.05 | 14.99 | 15.36 | 15.40 | 15.52 | 14.76 | 13.93 | 13.39 | | |
| | | Cumulative time (s) | 148.51 | 134.29 | 118.40 | 103.35 | 88.36 | 73.00 | 57.60 | 42.08 | 27.32 | 13.39 | 2:28.51 | |
| | | Speed (m/s) | 12.66 | 12.59 | 13.29 | 13.34 | 13.02 | 12.99 | 12.89 | 13.55 | 14.36 | 14.94 | 13.33 | |
| | | Stride length (m) | 5.54 | 5.41 | 5.71 | 5.82 | 5.69 | 5.66 | 5.66 | 5.74 | 5.92 | 6.06 | 5.72 | |
| | | Stride duration (s) | 0.434 | 0.430 | 0.429 | 0.437 | 0.437 | 0.435 | 0.440 | 0.424 | 0.413 | 0.406 | 0.429 | |
| | | Stride efficiency (%) | 47.93 | 45.76 | 50.90 | 53.01 | 50.54 | 50.00 | 50.11 | 51.54 | 54.80 | 57.36 | 51.08 | |
| | | Stride count | 32.50 | 36.96 | 35.04 | 34.34 | 35.17 | 35.36 | 35.32 | 34.83 | 33.77 | 33.01 | 346.30 | |

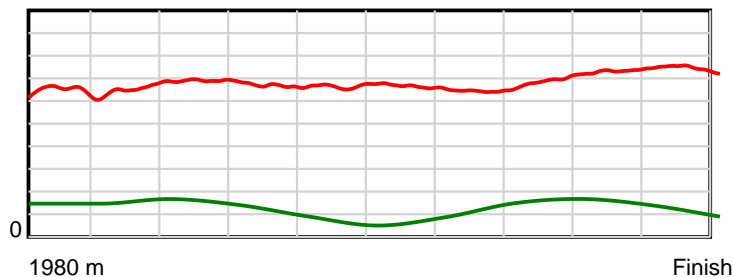
10 m Stride length



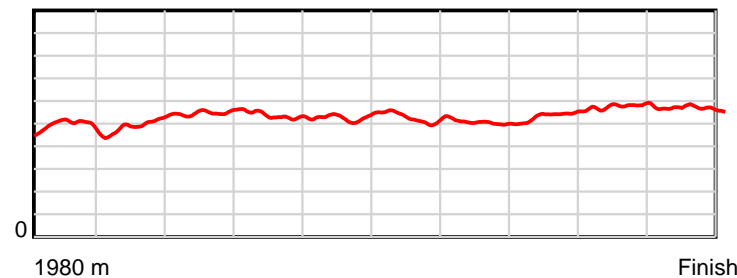
0.6 s Stride duration



20 m/sec Speed



100 % Stride efficiency



Note: Horizontal distance axis grid lines are 200m furlongs.

Disclaimer.

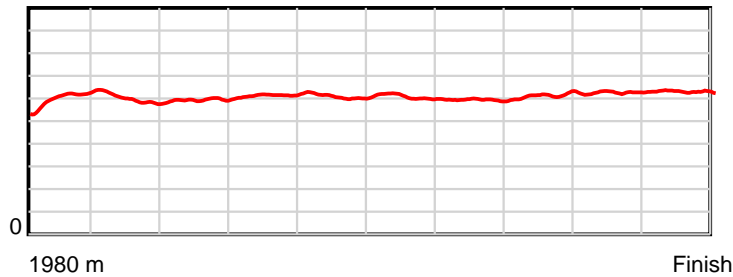
HRNZ and NZMTC and Thoroughbred Ratings Pty Ltd accepts no responsibility for the completeness or accuracy of any of the information contained herein, and makes no representations about its suitability for any particular purpose. Users should make their own judgements about those matters and/or seek independent advice. You assume all risks associated with use of the data provided on this page.

Race Results

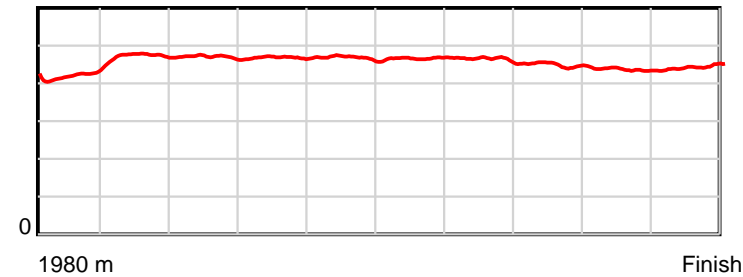
June 14, 2024, Race 11, GOLD BAND TAXIS MOBILE PACE, Distance 1980m, Addington - Survey 1980m

| Result | TAB no. | Horse (Barrier) | 1980 to | 1800m to | 1600m to | 1400m to | 1200m to | 1000m to | 800m to | 600m to | 400m to | 200m to | Total or | Margin |
|--------|---------|------------------------------|--------------|--------------|--------------|--------------|--------------|-------------|-------------|-------------|-------------|-----------|----------------|--------|
| 3rd | 3 | Bettor Be Shar... (3) | 1800m | 1600m | 1400m | 1200m | 1000m | 800m | 600m | 400m | 200m | WP | Average | |
| | | Position in running (margin) | - | 1(0.0) | 1(0.0) | 1(0.0) | 1(0.0) | 1(0.0) | 1(0.0) | 1(0.0) | 1(0.0) | 1(0.0) | | 0.80 |
| | | Sectional time (s) | 12.76 | 16.14 | 15.79 | 15.00 | 15.39 | 15.38 | 15.54 | 14.83 | 14.02 | 13.82 | | |
| | | Cumulative time (s) | 148.67 | 135.91 | 119.77 | 103.98 | 88.98 | 73.59 | 58.21 | 42.67 | 27.84 | 13.82 | 2:28.67 | |
| | | Speed (m/s) | 14.11 | 12.39 | 12.67 | 13.33 | 13.00 | 13.00 | 12.87 | 13.49 | 14.27 | 14.47 | 13.32 | |
| | | Stride length (m) | 6.00 | 5.86 | 5.95 | 6.24 | 6.08 | 6.07 | 5.97 | 6.05 | 6.22 | 6.42 | 6.08 | |
| | | Stride duration (s) | 0.420 | 0.473 | 0.470 | 0.468 | 0.468 | 0.467 | 0.464 | 0.449 | 0.436 | 0.444 | 0.457 | |
| | | Stride efficiency (%) | 56.28 | 53.71 | 55.40 | 60.85 | 57.72 | 57.55 | 55.75 | 57.23 | 60.38 | 64.43 | 57.83 | |
| | | Stride count | 29.99 | 34.12 | 33.59 | 32.05 | 32.91 | 32.96 | 33.48 | 33.05 | 32.17 | 31.15 | 325.47 | |

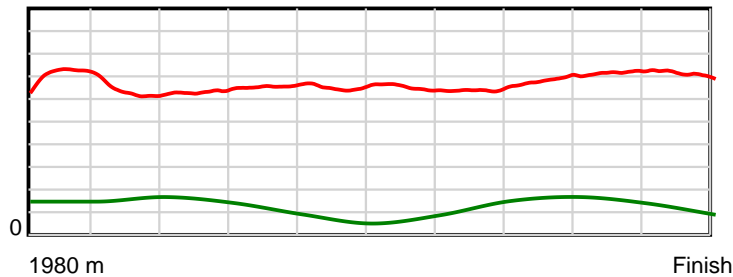
10 m Stride length



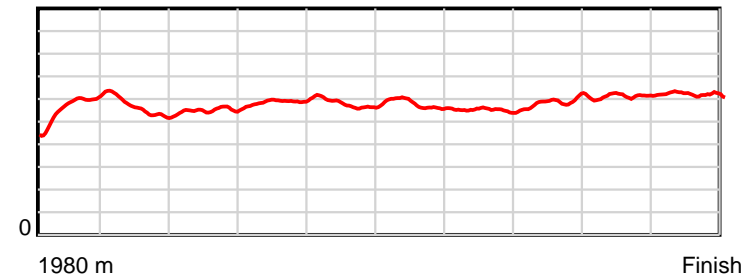
0.6 s Stride duration



20 m/sec Speed



100 % Stride efficiency



Note: Horizontal distance axis grid lines are 200m furlongs.

Disclaimer.

HRNZ and NZMTC and Thoroughbred Ratings Pty Ltd accepts no responsibility for the completeness or accuracy of any of the information contained herein, and makes no representations about its suitability for any particular purpose. Users should make their own judgements about those matters and/or seek independent advice. You assume all risks associated with use of the data provided on this page.

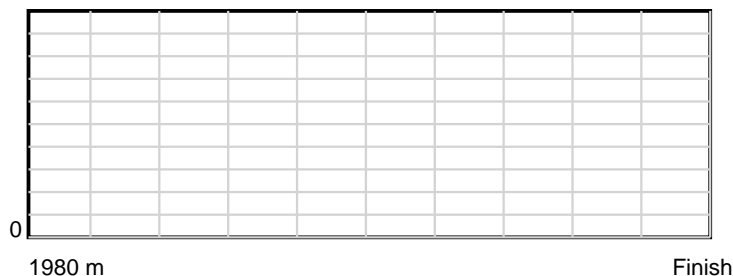


Race Results

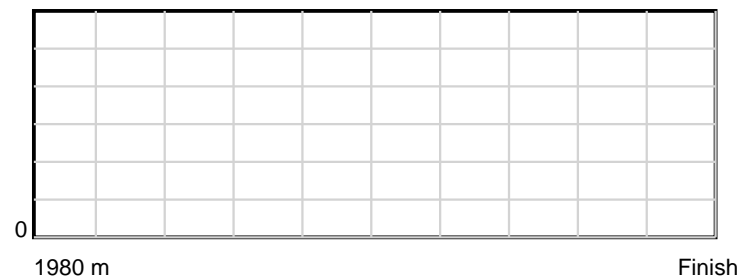
June 14, 2024, Race 11, GOLD BAND TAXIS MOBILE PACE, Distance 1980m, Addington - Survey 1980m

| Result | TAB no. | Horse (Barrier) | 1980 to | 1800m to | 1600m to | 1400m to | 1200m to | 1000m to | 800m to | 600m to | 400m to | 200m to | Total or | Margin |
|--------|---------|------------------------------|---------|----------|----------|----------|----------|----------|---------|---------|---------|---------|----------|--------|
| 4th | 8 | Hayley's Meddl... (8) | 1800m | 1600m | 1400m | 1200m | 1000m | 800m | 600m | 400m | 200m | WP | Average | |
| | | Position in running (margin) | - | 3(4.5) | 4(4.0) | 5(4.1) | 6(4.7) | 6(5.2) | 6(5.3) | 6(4.9) | 6(4.6) | 6(3.8) | | 1.50 |
| | | Sectional time (s) | 13.31 | 16.05 | 15.81 | 15.11 | 15.45 | 15.39 | 15.48 | 14.77 | 13.90 | 13.52 | | |
| | | Cumulative time (s) | 148.79 | 135.48 | 119.43 | 103.62 | 88.51 | 73.06 | 57.67 | 42.19 | 27.42 | 13.52 | 2:28.79 | |
| | | Speed (m/s) | 13.53 | 12.46 | 12.65 | 13.24 | 12.94 | 13.00 | 12.92 | 13.54 | 14.39 | 14.79 | 13.31 | |
| | | Stride length (m) | 0.00 | 0.00 | 0.00 | 0.00 | 0.00 | 0.00 | 0.00 | 0.00 | 0.00 | 0.00 | nan | |
| | | Stride duration (s) | 0.000 | 0.000 | 0.000 | 0.000 | 0.000 | 0.000 | 0.000 | 0.000 | 0.000 | 0.000 | nan | |
| | | Stride efficiency (%) | 0.00 | 0.00 | 0.00 | 0.00 | 0.00 | 0.00 | 0.00 | 0.00 | 0.00 | 0.00 | nan | |
| | | Stride count | 0.00 | 0.00 | 0.00 | 0.00 | 0.00 | 0.00 | 0.00 | 0.00 | 0.00 | 0.00 | 0.00 | |

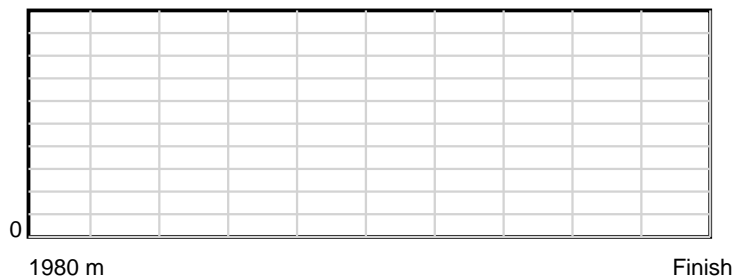
10 m Stride length



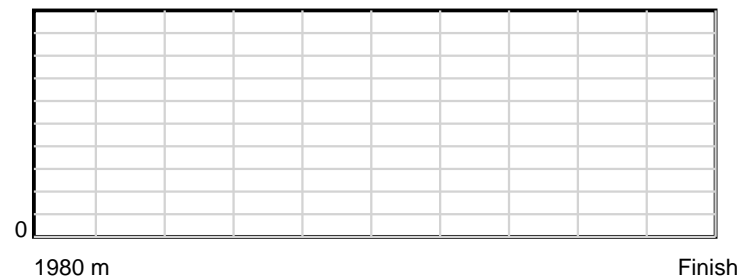
0.6 s Stride duration



20 m/sec Speed



100 % Stride efficiency



Note: Horizontal distance axis grid lines are 200m furlongs.

Disclaimer.

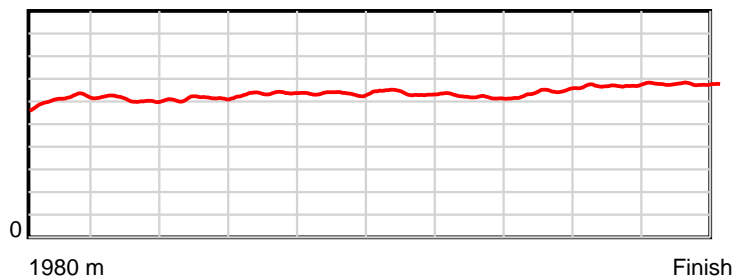
HRNZ and NZMTC and Thoroughbred Ratings Pty Ltd accepts no responsibility for the completeness or accuracy of any of the information contained herein, and makes no representations about its suitability for any particular purpose. Users should make their own judgements about those matters and/or seek independent advice. You assume all risks associated with use of the data provided on this page.

Race Results

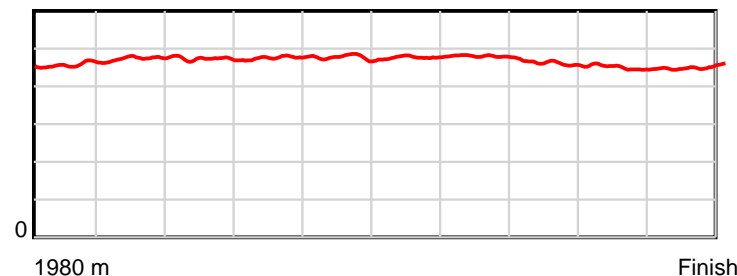
June 14, 2024, Race 11, GOLD BAND TAXIS MOBILE PACE, Distance 1980m, Addington - Survey 1980m

| Result | TAB no. | Horse (Barrier) | 1980 to | 1800m to | 1600m to | 1400m to | 1200m to | 1000m to | 800m to | 600m to | 400m to | 200m to | Total or | Margin |
|--------|---------|------------------------------|--------------|--------------|--------------|--------------|--------------|-------------|-------------|-------------|-------------|-----------|----------------|--------|
| 5th | 4 | Ocean Breeze (4) | 1800m | 1600m | 1400m | 1200m | 1000m | 800m | 600m | 400m | 200m | WP | Average | |
| | | Position in running (margin) | - | 5(6.8) | 6(6.0) | 8(6.4) | 8(6.8) | 8(7.1) | 8(7.1) | 8(7.2) | 8(6.4) | 8(5.3) | | 2.60 |
| | | Sectional time (s) | 13.78 | 16.00 | 15.86 | 15.08 | 15.43 | 15.37 | 15.56 | 14.70 | 13.83 | 13.39 | | |
| | | Cumulative time (s) | 149.00 | 135.22 | 119.22 | 103.36 | 88.28 | 72.85 | 57.48 | 41.92 | 27.22 | 13.39 | 2:29.00 | |
| | | Speed (m/s) | 13.07 | 12.50 | 12.61 | 13.26 | 12.96 | 13.01 | 12.85 | 13.61 | 14.46 | 14.94 | 13.29 | |
| | | Stride length (m) | 6.01 | 5.92 | 5.97 | 6.31 | 6.17 | 6.21 | 6.16 | 6.26 | 6.50 | 6.74 | 6.22 | |
| | | Stride duration (s) | 0.457 | 0.474 | 0.473 | 0.476 | 0.476 | 0.477 | 0.480 | 0.460 | 0.449 | 0.451 | 0.468 | |
| | | Stride efficiency (%) | 56.40 | 54.85 | 55.65 | 62.25 | 59.48 | 60.29 | 59.36 | 61.14 | 65.96 | 71.05 | 60.43 | |
| | | Stride count | 29.96 | 33.76 | 33.52 | 31.69 | 32.42 | 32.20 | 32.45 | 31.97 | 30.78 | 29.66 | 318.41 | |

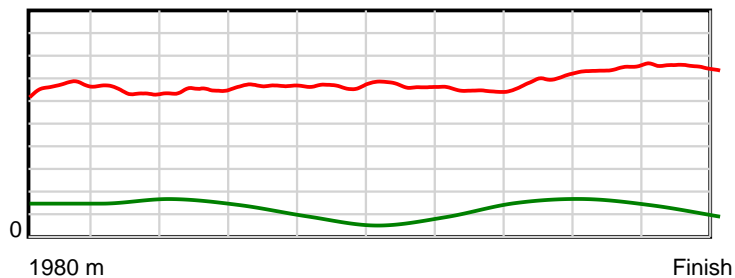
10 m Stride length



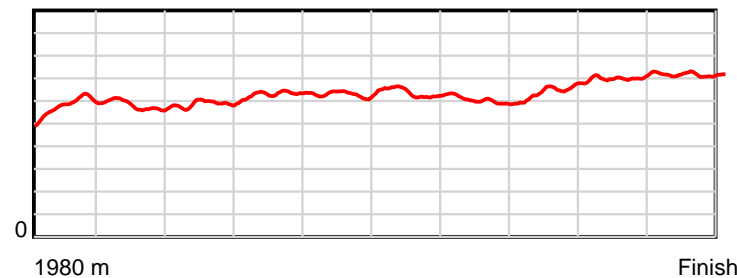
0.6 s Stride duration



20 m/sec Speed



100 % Stride efficiency



Note: Horizontal distance axis grid lines are 200m furlongs.

Disclaimer.

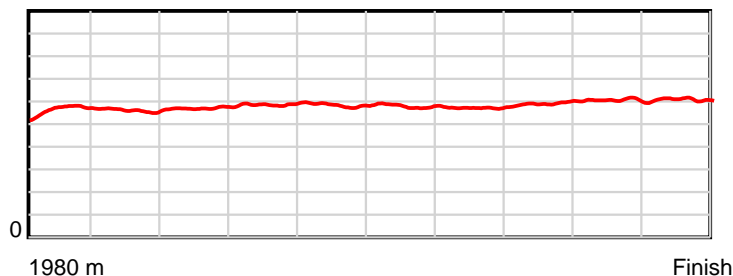
HRNZ and NZMTC and Thoroughbred Ratings Pty Ltd accepts no responsibility for the completeness or accuracy of any of the information contained herein, and makes no representations about its suitability for any particular purpose. Users should make their own judgements about those matters and/or seek independent advice. You assume all risks associated with use of the data provided on this page.

Race Results

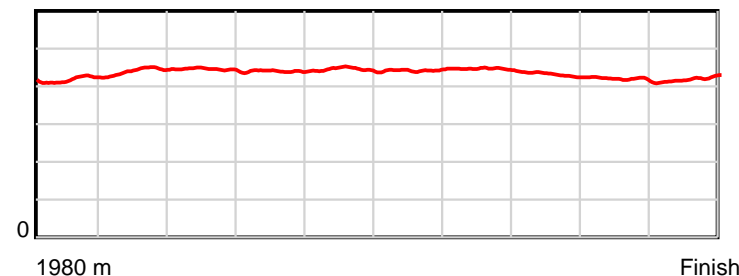
June 14, 2024, Race 11, GOLD BAND TAXIS MOBILE PACE, Distance 1980m, Addington - Survey 1980m

| Result | TAB no. | Horse (Barrier) | 1980 to | 1800m to | 1600m to | 1400m to | 1200m to | 1000m to | 800m to | 600m to | 400m to | 200m to | Total or | Margin |
|--------|---------|------------------------------|---------|----------|----------|----------|----------|----------|---------|---------|---------|---------|----------|--------|
| 6th | 1 | Beeps (1) | 1800m | 1600m | 1400m | 1200m | 1000m | 800m | 600m | 400m | 200m | WP | Average | |
| | | Position in running (margin) | - | 4(4.7) | 3(3.3) | 4(3.4) | 5(3.4) | 5(3.7) | 5(3.5) | 5(4.0) | 5(3.3) | 5(2.9) | | 2.60 |
| | | Sectional time (s) | 13.34 | 15.90 | 15.81 | 15.00 | 15.44 | 15.34 | 15.62 | 14.72 | 13.95 | 13.88 | | |
| | | Cumulative time (s) | 149.00 | 135.66 | 119.76 | 103.95 | 88.95 | 73.51 | 58.17 | 42.55 | 27.83 | 13.88 | 2:29.00 | |
| | | Speed (m/s) | 13.50 | 12.58 | 12.65 | 13.33 | 12.95 | 13.04 | 12.80 | 13.59 | 14.34 | 14.41 | 13.29 | |
| | | Stride length (m) | 5.64 | 5.55 | 5.63 | 5.87 | 5.76 | 5.77 | 5.71 | 5.86 | 6.01 | 6.05 | 5.78 | |
| | | Stride duration (s) | 0.418 | 0.441 | 0.445 | 0.440 | 0.445 | 0.442 | 0.446 | 0.431 | 0.419 | 0.420 | 0.435 | |
| | | Stride efficiency (%) | 49.67 | 48.07 | 49.58 | 53.83 | 51.93 | 52.02 | 50.99 | 53.69 | 56.41 | 57.20 | 52.25 | |
| | | Stride count | 31.93 | 36.06 | 35.51 | 34.08 | 34.69 | 34.66 | 35.01 | 34.12 | 33.29 | 33.06 | 342.41 | |

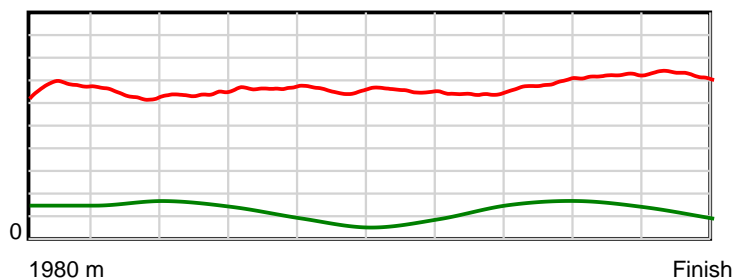
10 m Stride length



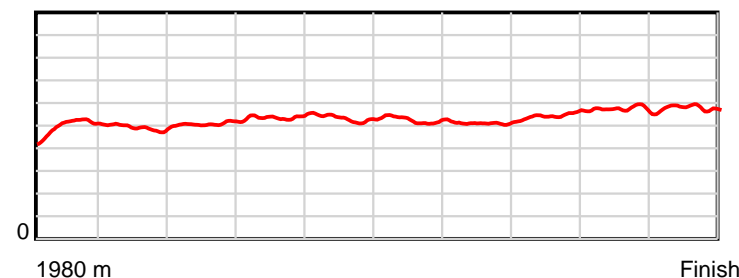
0.6 s Stride duration



20 m/sec Speed



100 % Stride efficiency



Note: Horizontal distance axis grid lines are 200m furlongs.

Disclaimer.

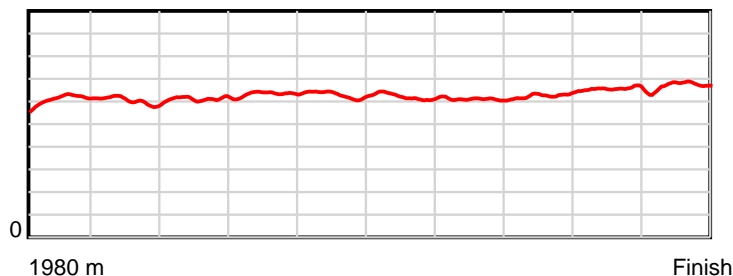
HRNZ and NZMTC and Thoroughbred Ratings Pty Ltd accepts no responsibility for the completeness or accuracy of any of the information contained herein, and makes no representations about its suitability for any particular purpose. Users should make their own judgements about those matters and/or seek independent advice. You assume all risks associated with use of the data provided on this page.

Race Results

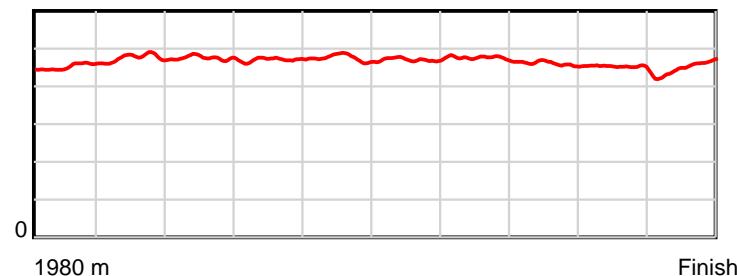
June 14, 2024, Race 11, GOLD BAND TAXIS MOBILE PACE, Distance 1980m, Addington - Survey 1980m

| Result | TAB no. | Horse (Barrier) | 1980 to | 1800m to | 1600m to | 1400m to | 1200m to | 1000m to | 800m to | 600m to | 400m to | 200m to | Total or | Margin |
|--------|---------|-------------------------------|--------------|--------------|--------------|--------------|--------------|-------------|-------------|-------------|-------------|-----------|----------------|--------|
| 7th | 11 | Gotta Elect Bi... (10) | 1800m | 1600m | 1400m | 1200m | 1000m | 800m | 600m | 400m | 200m | WP | Average | |
| | | Position in running (margin) | - | 6(7.4) | 5(5.9) | 6(5.6) | 7(5.4) | 7(5.7) | 7(5.7) | 7(6.1) | 7(5.7) | 7(5.1) | | 3.10 |
| | | Sectional time (s) | 13.98 | 15.88 | 15.75 | 14.96 | 15.45 | 15.38 | 15.59 | 14.77 | 13.92 | 13.41 | | |
| | | Cumulative time (s) | 149.09 | 135.11 | 119.23 | 103.48 | 88.52 | 73.07 | 57.69 | 42.10 | 27.33 | 13.41 | 2:29.09 | |
| | | Speed (m/s) | 12.88 | 12.59 | 12.70 | 13.37 | 12.94 | 13.00 | 12.83 | 13.54 | 14.37 | 14.91 | 13.28 | |
| | | Stride length (m) | 6.07 | 6.00 | 6.03 | 6.29 | 6.14 | 6.14 | 6.10 | 6.22 | 6.45 | 6.76 | 6.21 | |
| | | Stride duration (s) | 0.453 | 0.476 | 0.475 | 0.471 | 0.474 | 0.472 | 0.475 | 0.460 | 0.449 | 0.454 | 0.468 | |
| | | Stride efficiency (%) | 57.54 | 56.19 | 56.88 | 61.81 | 58.92 | 58.82 | 58.06 | 60.53 | 65.05 | 71.49 | 60.33 | |
| | | Stride count | 29.66 | 33.35 | 33.15 | 31.80 | 32.57 | 32.60 | 32.81 | 32.14 | 31.00 | 29.57 | 318.65 | |

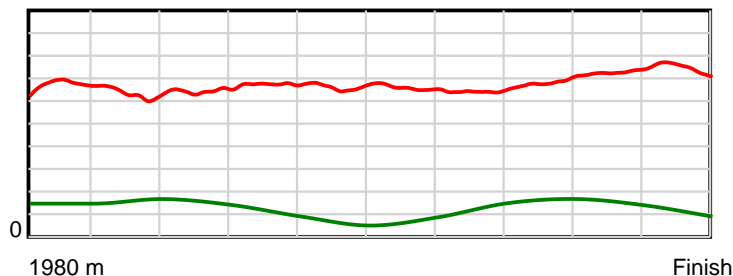
10 m Stride length



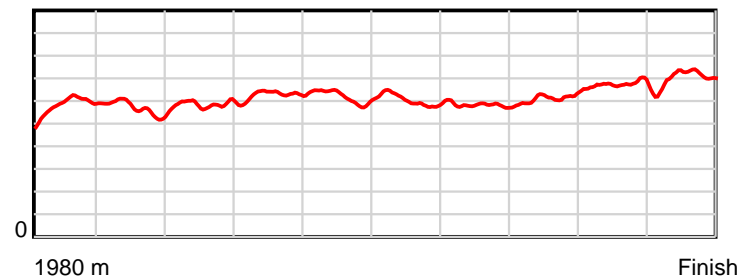
0.6 s Stride duration



20 m/sec Speed



100 % Stride efficiency



Note: Horizontal distance axis grid lines are 200m furlongs.

Disclaimer.

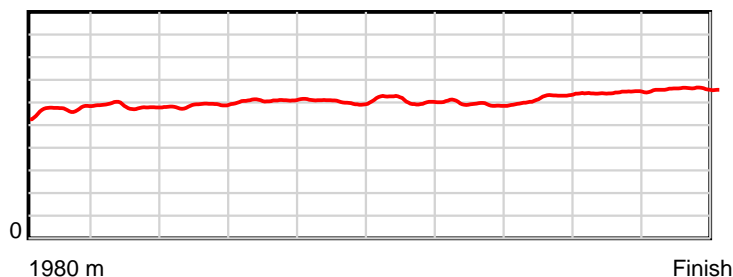
HRNZ and NZMTC and Thoroughbred Ratings Pty Ltd accepts no responsibility for the completeness or accuracy of any of the information contained herein, and makes no representations about its suitability for any particular purpose. Users should make their own judgements about those matters and/or seek independent advice. You assume all risks associated with use of the data provided on this page.

Race Results

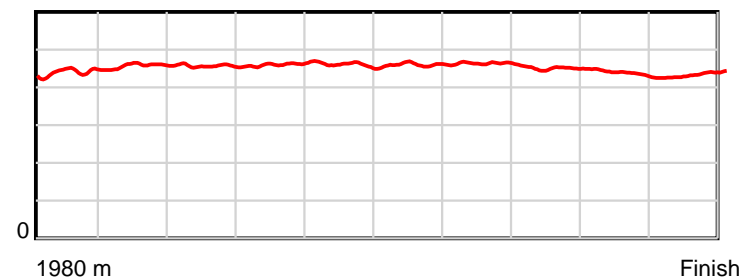
June 14, 2024, Race 11, GOLD BAND TAXIS MOBILE PACE, Distance 1980m, Addington - Survey 1980m

| Result | TAB no. | Horse (Barrier) | 1980 to | 1800m to | 1600m to | 1400m to | 1200m to | 1000m to | 800m to | 600m to | 400m to | 200m to | Total or | Margin |
|--------|---------|------------------------------|--------------|--------------|--------------|--------------|--------------|-------------|-------------|-------------|-------------|-----------|----------------|--------|
| 8th | 5 | Franco Messi (5) | 1800m | 1600m | 1400m | 1200m | 1000m | 800m | 600m | 400m | 200m | WP | Average | |
| | | Position in running (margin) | - | 7(8.6) | 8(7.9) | 9(8.2) | 9(8.7) | 9(9.2) | 9(9.1) | 10(9.4) | 10(8.8) | 9(7.8) | | 3.80 |
| | | Sectional time (s) | 13.99 | 16.02 | 15.85 | 15.08 | 15.48 | 15.35 | 15.59 | 14.74 | 13.85 | 13.26 | | |
| | | Cumulative time (s) | 149.21 | 135.22 | 119.20 | 103.35 | 88.27 | 72.79 | 57.44 | 41.85 | 27.11 | 13.26 | 2:29.21 | |
| | | Speed (m/s) | 12.87 | 12.48 | 12.62 | 13.26 | 12.92 | 13.03 | 12.83 | 13.57 | 14.44 | 15.08 | 13.27 | |
| | | Stride length (m) | 5.67 | 5.70 | 5.77 | 6.11 | 5.94 | 6.00 | 5.95 | 6.10 | 6.30 | 6.57 | 6.00 | |
| | | Stride duration (s) | 0.441 | 0.457 | 0.457 | 0.461 | 0.460 | 0.460 | 0.463 | 0.450 | 0.436 | 0.435 | 0.452 | |
| | | Stride efficiency (%) | 50.23 | 50.79 | 52.01 | 58.36 | 55.17 | 56.17 | 55.28 | 58.22 | 62.00 | 67.35 | 56.31 | |
| | | Stride count | 31.75 | 35.08 | 34.67 | 32.73 | 33.66 | 33.36 | 33.63 | 32.76 | 31.75 | 30.46 | 329.85 | |

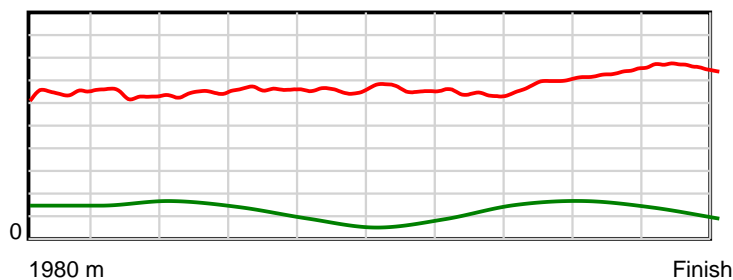
10 m Stride length



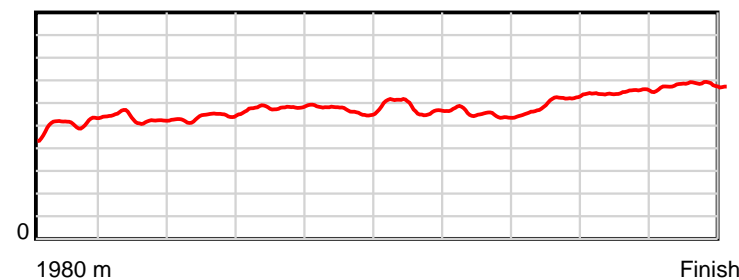
0.6 s Stride duration



20 m/sec Speed



100 % Stride efficiency



Note: Horizontal distance axis grid lines are 200m furlongs.

Disclaimer.

HRNZ and NZMTC and Thoroughbred Ratings Pty Ltd accepts no responsibility for the completeness or accuracy of any of the information contained herein, and makes no representations about its suitability for any particular purpose. Users should make their own judgements about those matters and/or seek independent advice. You assume all risks associated with use of the data provided on this page.

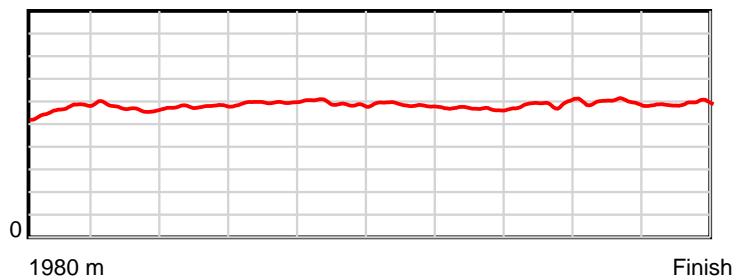


Race Results

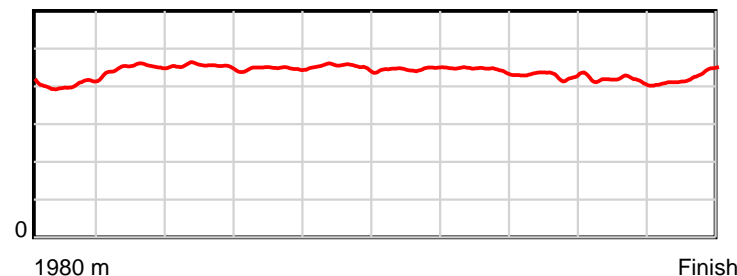
June 14, 2024, Race 11, GOLD BAND TAXIS MOBILE PACE, Distance 1980m, Addington - Survey 1980m

| Result | TAB no. | Horse (Barrier) | 1980 to | 1800m to | 1600m to | 1400m to | 1200m to | 1000m to | 800m to | 600m to | 400m to | 200m to | Total or | Margin |
|--------|---------|------------------------------|--------------|--------------|--------------|--------------|--------------|-------------|-------------|-------------|-------------|-----------|----------------|--------|
| 9th | 2 | Spirited Lou (2) | 1800m | 1600m | 1400m | 1200m | 1000m | 800m | 600m | 400m | 200m | WP | Average | |
| | | Position in running (margin) | - | 2(2.2) | 2(1.1) | 2(1.7) | 3(1.5) | 3(1.8) | 3(1.3) | 3(1.9) | 3(1.3) | 3(1.9) | | 5.00 |
| | | Sectional time (s) | 13.04 | 15.94 | 15.89 | 14.99 | 15.43 | 15.29 | 15.64 | 14.73 | 14.11 | 14.37 | | |
| | | Cumulative time (s) | 149.43 | 136.39 | 120.45 | 104.56 | 89.57 | 74.14 | 58.85 | 43.21 | 28.48 | 14.37 | 2:29.43 | |
| | | Speed (m/s) | 13.81 | 12.55 | 12.59 | 13.34 | 12.96 | 13.08 | 12.79 | 13.58 | 14.17 | 13.92 | 13.25 | |
| | | Stride length (m) | 5.59 | 5.65 | 5.71 | 5.97 | 5.86 | 5.84 | 5.68 | 5.83 | 5.89 | 5.93 | 5.79 | |
| | | Stride duration (s) | 0.403 | 0.450 | 0.454 | 0.448 | 0.452 | 0.446 | 0.444 | 0.429 | 0.415 | 0.426 | 0.437 | |
| | | Stride efficiency (%) | 48.78 | 49.91 | 51.02 | 55.74 | 53.59 | 53.30 | 50.38 | 53.08 | 54.15 | 55.01 | 52.46 | |
| | | Stride count | 32.22 | 35.39 | 35.00 | 33.49 | 34.15 | 34.25 | 35.22 | 34.32 | 33.97 | 33.71 | 341.72 | |

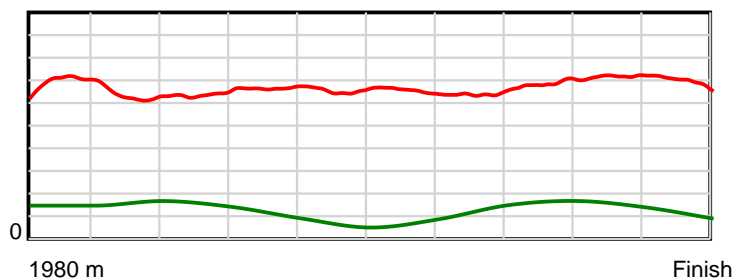
10 m Stride length



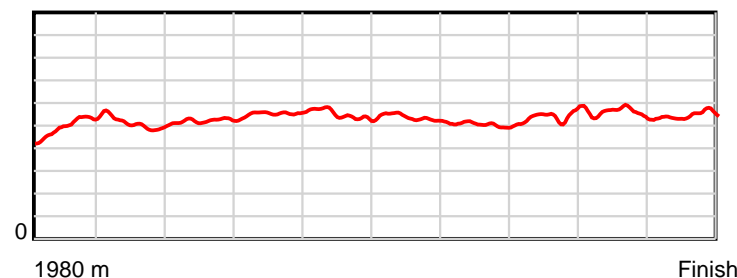
0.6 s Stride duration



20 m/sec Speed



100 % Stride efficiency



Note: Horizontal distance axis grid lines are 200m furlongs.

Disclaimer.

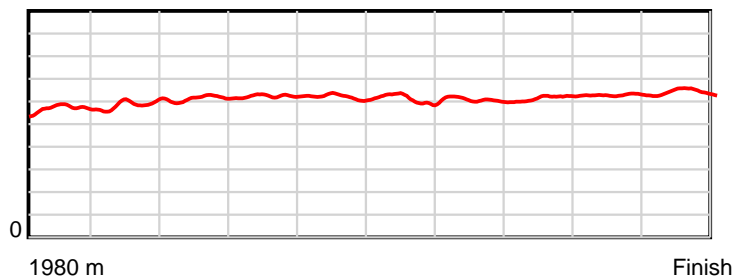
HRNZ and NZMTC and Thoroughbred Ratings Pty Ltd accepts no responsibility for the completeness or accuracy of any of the information contained herein, and makes no representations about its suitability for any particular purpose. Users should make their own judgements about those matters and/or seek independent advice. You assume all risks associated with use of the data provided on this page.

Race Results

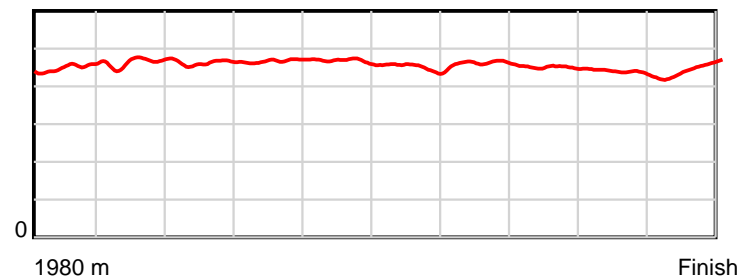
June 14, 2024, Race 11, GOLD BAND TAXIS MOBILE PACE, Distance 1980m, Addington - Survey 1980m

| Result | TAB no. | Horse (Barrier) | 1980 to | 1800m to | 1600m to | 1400m to | 1200m to | 1000m to | 800m to | 600m to | 400m to | 200m to | Total or | Margin |
|--------|---------|------------------------------|--------------|--------------|--------------|--------------|--------------|-------------|-------------|-------------|-------------|-----------|----------------|--------|
| 10th | 7 | Fitzthebill (7) | 1800m | 1600m | 1400m | 1200m | 1000m | 800m | 600m | 400m | 200m | WP | Average | |
| | | Position in running (margin) | - | 9(11.0) | 10(12.9) | 10(11.3) | 10(11.3) | 10(12.2) | 10(9.6) | 9(8.5) | 9(8.4) | 10(8.6) | | 8.70 |
| | | Sectional time (s) | 14.40 | 16.45 | 15.52 | 15.00 | 15.53 | 14.95 | 15.34 | 14.82 | 14.04 | 14.07 | | |
| | | Cumulative time (s) | 150.12 | 135.72 | 119.27 | 103.75 | 88.75 | 73.22 | 58.27 | 42.93 | 28.11 | 14.07 | 2:30.12 | |
| | | Speed (m/s) | 12.50 | 12.16 | 12.89 | 13.33 | 12.88 | 13.38 | 13.04 | 13.50 | 14.25 | 14.21 | 13.19 | |
| | | Stride length (m) | 5.64 | 5.65 | 5.96 | 6.23 | 6.01 | 6.02 | 6.02 | 6.07 | 6.23 | 6.36 | 6.01 | |
| | | Stride duration (s) | 0.450 | 0.464 | 0.462 | 0.467 | 0.467 | 0.450 | 0.462 | 0.450 | 0.437 | 0.448 | 0.456 | |
| | | Stride efficiency (%) | 49.68 | 49.80 | 55.42 | 60.67 | 56.42 | 56.71 | 56.71 | 57.59 | 60.58 | 63.26 | 56.53 | |
| | | Stride count | 31.92 | 35.43 | 33.58 | 32.10 | 33.29 | 33.20 | 33.20 | 32.94 | 32.12 | 31.43 | 329.21 | |

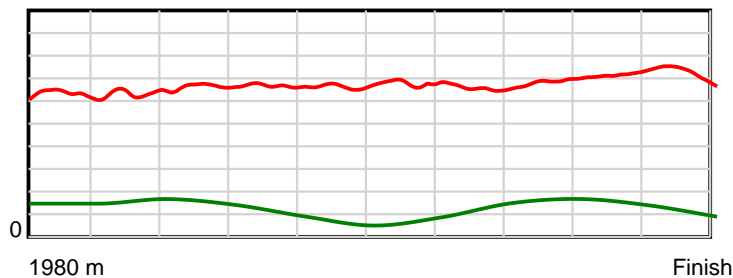
10 m Stride length



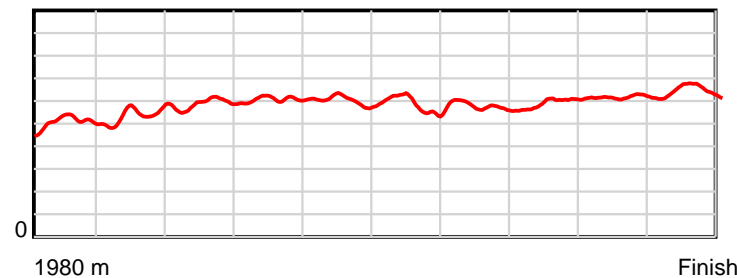
0.6 s Stride duration



20 m/sec Speed



100 % Stride efficiency



Note: Horizontal distance axis grid lines are 200m furlongs.

Disclaimer.

HRNZ and NZMTC and Thoroughbred Ratings Pty Ltd accepts no responsibility for the completeness or accuracy of any of the information contained herein, and makes no representations about its suitability for any particular purpose. Users should make their own judgements about those matters and/or seek independent advice. You assume all risks associated with use of the data provided on this page.