



Race Results

NZ Metropolitan Trotting Club Inc, HRNZ, June 16, 2024

Compilation date: June 16, 2024, 3:21:34 PM (NZST)

Copyright © 2024 HRNZ and NZMTC. All rights reserved.

Trademarks.

StrideMASTER is a registered trademark of Thoroughbred Ratings Pty Ltd.

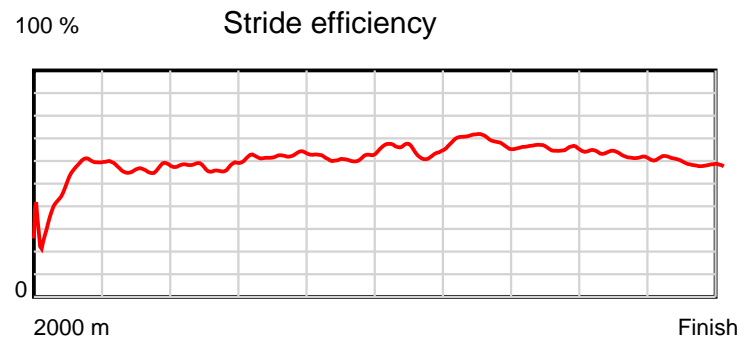
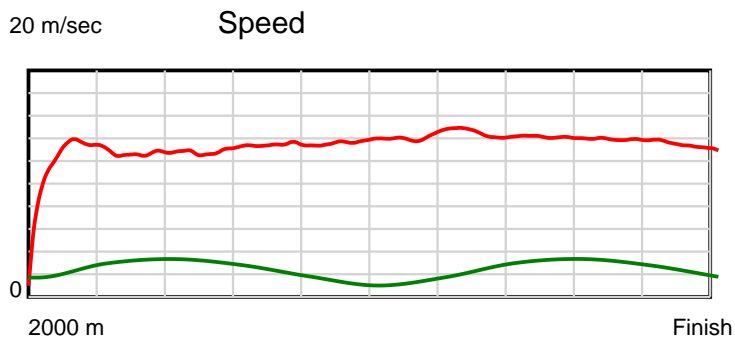
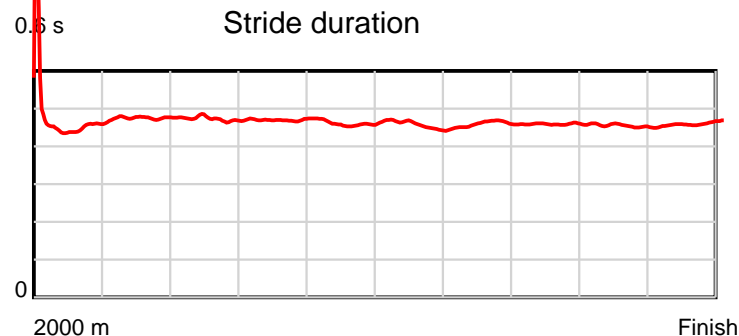
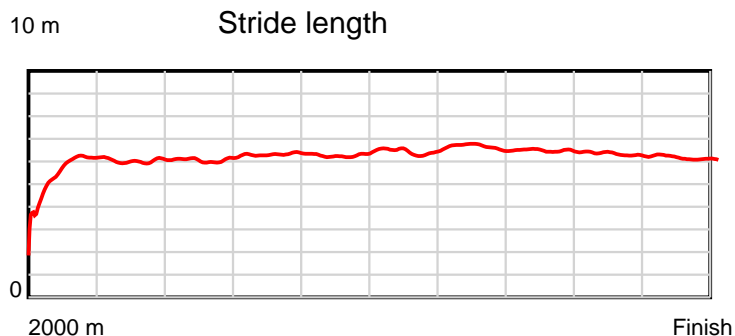
Disclaimer.

HRNZ and NZMTC and Thoroughbred Ratings Pty Ltd accepts no responsibility for the completeness or accuracy of any of the information contained herein, and makes no representations about its suitability for any particular purpose. Users should make their own judgements about those matters and/or seek independent advice. You assume all risks associated with use of the data provided on this page.

Race Results

June 16, 2024, Race 7, BEVERAGE BROTHERS PACE, Distance 2000m, Addington - Survey 3200m

Result	TAB no.	Horse (Barrier)	2000 to	1800m to	1600m to	1400m to	1200m to	1000m to	800m to	600m to	400m to	200m to	Total or	Margin
1st	1	Major Hipster (1)	1800m	1600m	1400m	1200m	1000m	800m	600m	400m	200m	WP	Average	
		Position in running (margin)	-	9(10.9)	9(15.9)	9(14.6)	7(7.2)	3(2.8)	1(0.0)	1(0.0)	1(0.0)	1(0.0)		0.00
		Sectional time (s)	17.60	16.27	16.02	14.81	14.91	14.25	13.89	14.45	14.48	14.89		
		Cumulative time (s)	151.57	133.97	117.70	101.68	86.87	71.96	57.71	43.82	29.37	14.89	2:31.57	
		Speed (m/s)	11.36	12.29	12.48	13.50	13.41	14.04	14.40	13.84	13.81	13.43	13.19	
		Stride length (m)	5.50	5.84	5.90	6.35	6.18	6.40	6.63	6.35	6.27	6.18	6.14	
		Stride duration (s)	0.458	0.475	0.473	0.471	0.460	0.456	0.460	0.459	0.454	0.461	0.466	
		Stride efficiency (%)	47.27	53.37	54.36	63.08	59.62	63.98	68.64	63.05	61.46	59.78	58.99	
		Stride count	36.36	34.22	33.91	31.48	32.38	31.26	30.18	31.49	31.89	32.34	325.51	



Note: Horizontal distance axis grid lines are 200m furlongs.

Disclaimer.

HRNZ and NZMTC and Thoroughbred Ratings Pty Ltd accepts no responsibility for the completeness or accuracy of any of the information contained herein, and makes no representations about its suitability for any particular purpose. Users should make their own judgements about those matters and/or seek independent advice. You assume all risks associated with use of the data provided on this page.

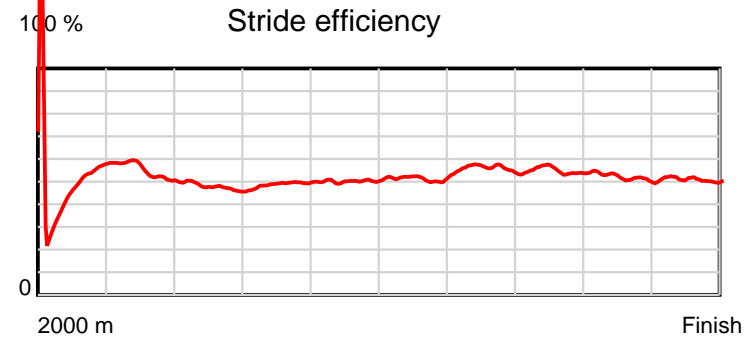
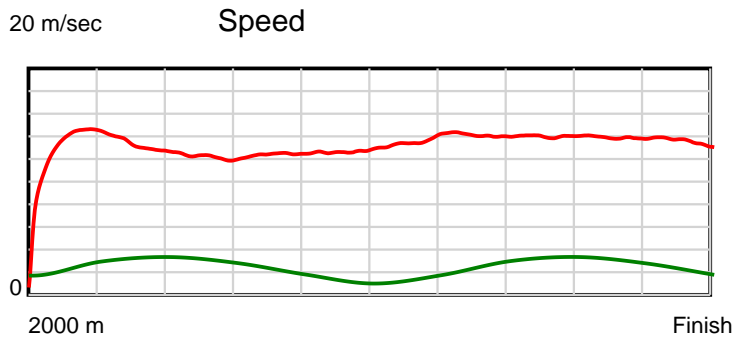
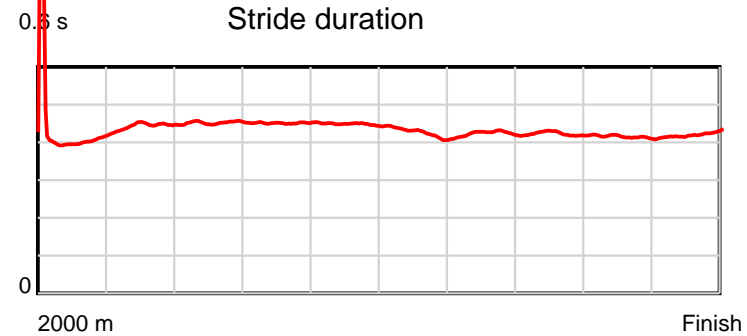
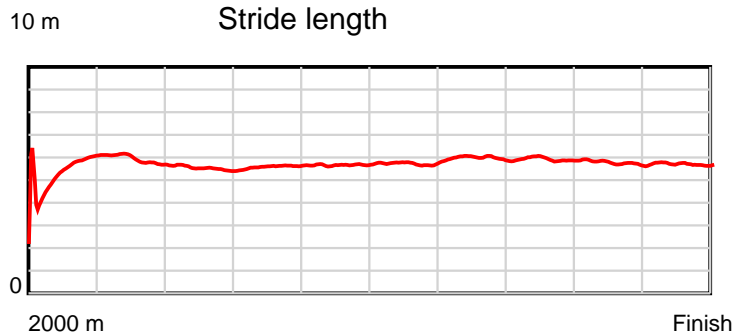


Race Results



June 16, 2024, Race 7, BEVERAGE BROTHERS PACE, Distance 2000m, Addington - Survey 3200m

Result	TAB no.	Horse (Barrier)	2000 to 1800m	1800m to 1600m	1600m to 1400m	1400m to 1200m	1200m to 1000m	1000m to 800m	800m to 600m	600m to 400m	400m to 200m	200m to WP	Total or Average	Margin
2nd	10	Zia Bromac (10)												
		Position in running (margin)	-	1(0.0)	1(0.0)	1(0.0)	1(0.0)	1(0.0)	2(0.6)	4(2.0)	4(3.3)	3(2.4)		0.90
		Sectional time (s)	15.80	15.43	16.25	16.05	15.64	14.81	14.12	14.67	14.33	14.64		
		Cumulative time (s)	151.74	135.94	120.51	104.26	88.21	72.57	57.76	43.64	28.97	14.64	2:31.74	
		Speed (m/s)	12.66	12.96	12.31	12.46	12.79	13.50	14.16	13.63	13.96	13.66	13.18	
		Stride length (m)	5.25	5.76	5.56	5.62	5.73	5.75	6.00	5.76	5.78	5.76	5.69	
		Stride duration (s)	0.412	0.444	0.452	0.451	0.448	0.425	0.424	0.423	0.414	0.421	0.432	
		Stride efficiency (%)	43.11	51.82	48.38	49.42	51.30	51.60	56.29	51.90	52.28	51.83	50.63	
		Stride count	38.08	34.73	35.94	35.56	34.91	34.80	33.32	34.71	34.58	34.73	351.36	



Note: Horizontal distance axis grid lines are 200m furlongs.

Disclaimer.

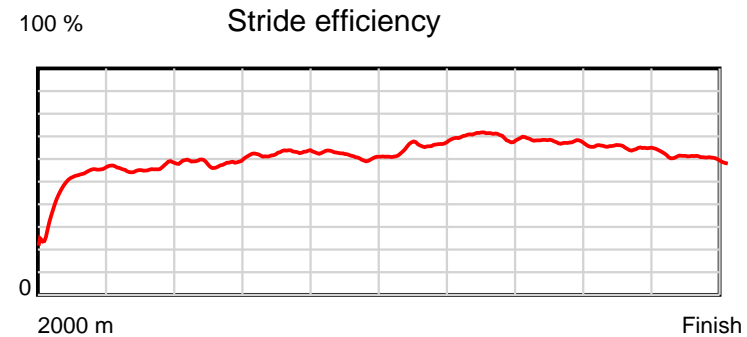
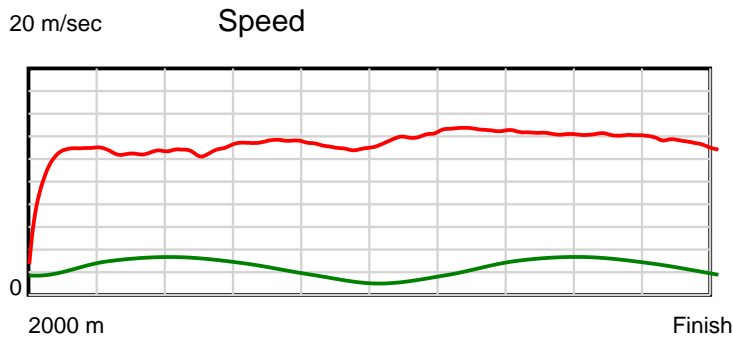
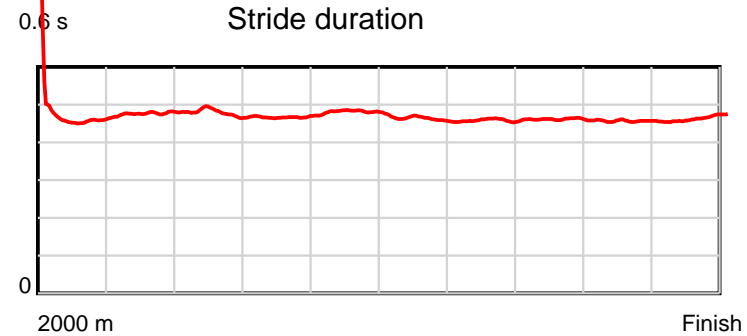
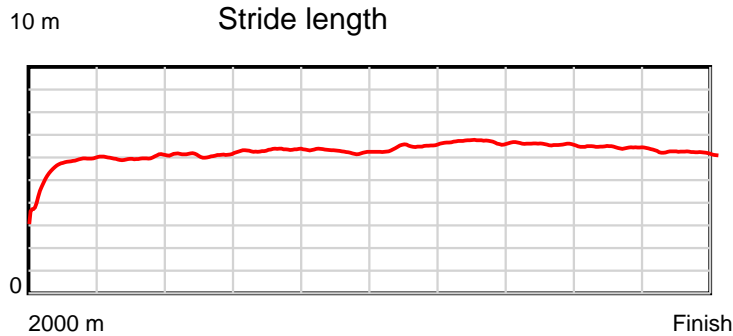
HRNZ and NZMTC and Thoroughbred Ratings Pty Ltd accepts no responsibility for the completeness or accuracy of any of the information contained herein, and makes no representations about its suitability for any particular purpose. Users should make their own judgements about those matters and/or seek independent advice. You assume all risks associated with use of the data provided on this page.



Race Results

June 16, 2024, Race 7, BEVERAGE BROTHERS PACE, Distance 2000m, Addington - Survey 3200m

Result	TAB no.	Horse (Barrier)	2000 to 1800m	1800m to 1600m	1600m to 1400m	1400m to 1200m	1200m to 1000m	1000m to 800m	800m to 600m	600m to 400m	400m to 200m	200m to WP	Total or Average	Margin
3rd	8	Star Magic (8)												
		Position in running (margin)	-	8(8.6)	8(13.7)	8(12.2)	4(4.6)	4(4.1)	3(2.4)	2(0.9)	2(0.5)	2(1.2)		1.70
		Sectional time (s)	17.16	16.28	16.01	14.77	15.56	14.43	13.65	14.39	14.59	15.05		
		Cumulative time (s)	151.89	134.73	118.45	102.44	87.67	72.11	57.68	44.03	29.64	15.05	2:31.89	
		Speed (m/s)	11.65	12.29	12.49	13.54	12.85	13.86	14.65	13.90	13.71	13.29	13.17	
		Stride length (m)	5.47	5.85	5.98	6.32	6.19	6.41	6.72	6.41	6.26	6.17	6.16	
		Stride duration (s)	0.462	0.476	0.478	0.467	0.481	0.462	0.458	0.461	0.457	0.465	0.468	
		Stride efficiency (%)	46.83	53.46	55.80	62.48	59.88	64.16	70.55	64.13	61.19	59.54	59.28	
		Stride count	36.54	34.20	33.47	31.63	32.31	31.21	29.77	31.22	31.96	32.40	324.71	



Note: Horizontal distance axis grid lines are 200m furlongs.

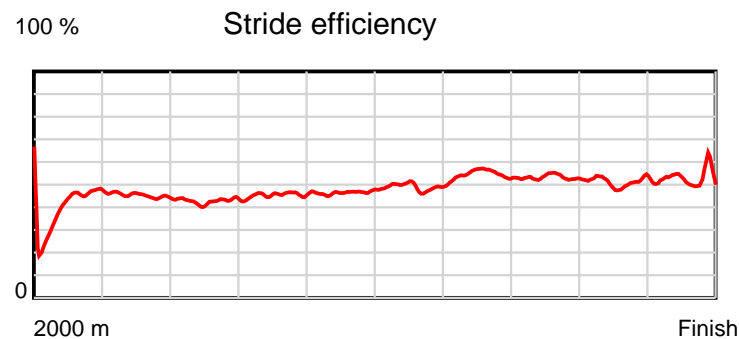
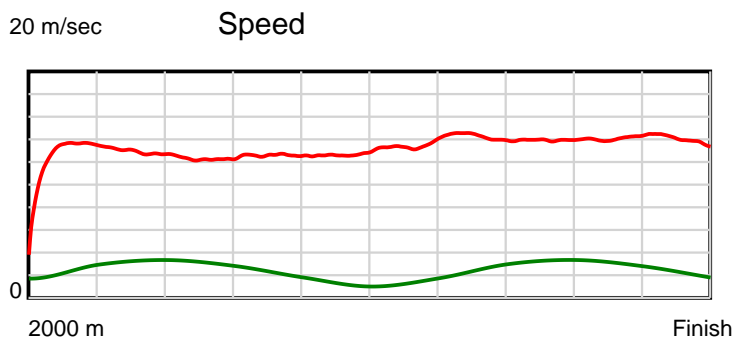
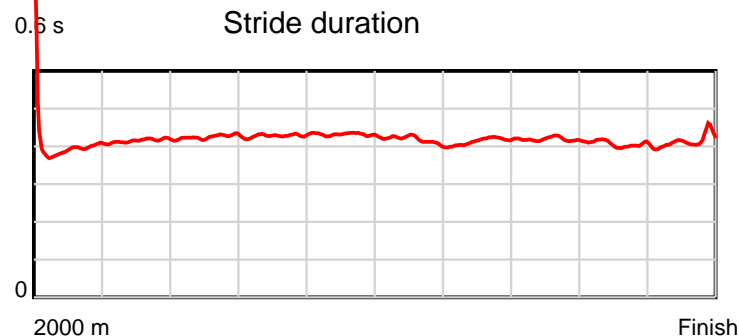
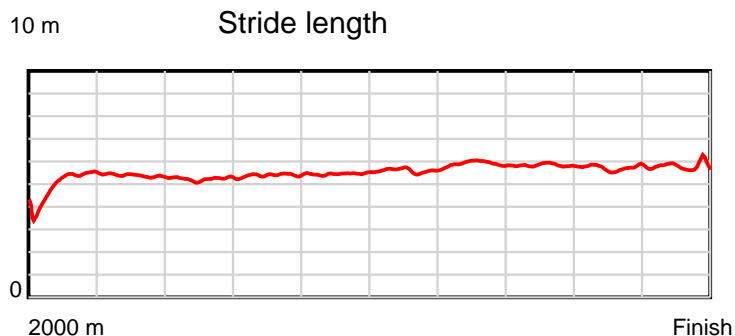
Disclaimer.

HRNZ and NZMTC and Thoroughbred Ratings Pty Ltd accepts no responsibility for the completeness or accuracy of any of the information contained herein, and makes no representations about its suitability for any particular purpose. Users should make their own judgements about those matters and/or seek independent advice. You assume all risks associated with use of the data provided on this page.

Race Results

June 16, 2024, Race 7, BEVERAGE BROTHERS PACE, Distance 2000m, Addington - Survey 3200m

Result	TAB no.	Horse (Barrier)	2000 to	1800m to	1600m to	1400m to	1200m to	1000m to	800m to	600m to	400m to	200m to	Total or	Margin
4th	6	Goorambat Art (6)	1800m	1600m	1400m	1200m	1000m	800m	600m	400m	200m	WP	Average	
		Position in running (margin)	-	3(3.1)	3(4.0)	3(4.5)	3(3.6)	5(4.4)	8(5.1)	10(5.8)	10(6.0)	8(4.8)		2.10
		Sectional time (s)	16.34	15.57	16.35	15.89	15.77	14.82	14.01	14.49	14.28	14.44		
		Cumulative time (s)	151.96	135.62	120.05	103.70	87.81	72.04	57.22	43.21	28.72	14.44	2:31.96	
		Speed (m/s)	12.24	12.85	12.23	12.59	12.68	13.50	14.28	13.80	14.01	13.85	13.16	
		Stride length (m)	4.97	5.33	5.20	5.39	5.47	5.62	5.92	5.77	5.68	5.73	5.50	
		Stride duration (s)	0.393	0.415	0.425	0.428	0.431	0.417	0.414	0.418	0.406	0.413	0.418	
		Stride efficiency (%)	38.65	44.47	42.29	45.39	46.73	49.40	54.73	52.08	50.43	51.27	47.19	
		Stride count	40.21	37.49	38.44	37.11	36.57	35.57	33.80	34.64	35.20	34.91	363.94	



Note: Horizontal distance axis grid lines are 200m furlongs.

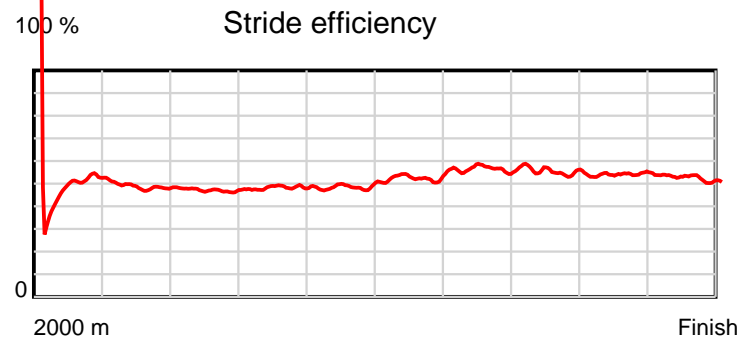
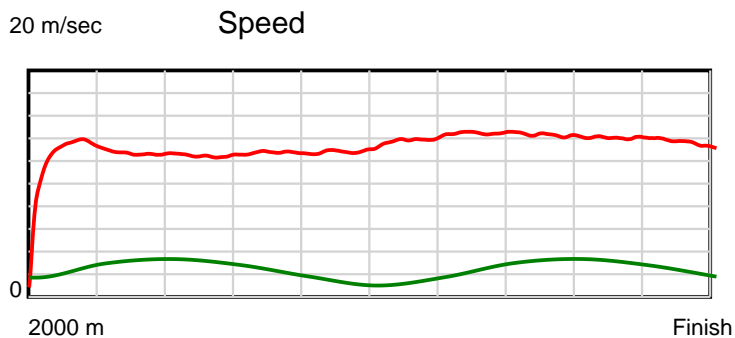
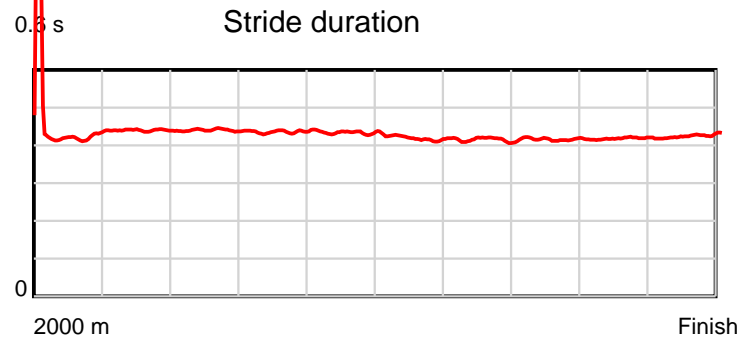
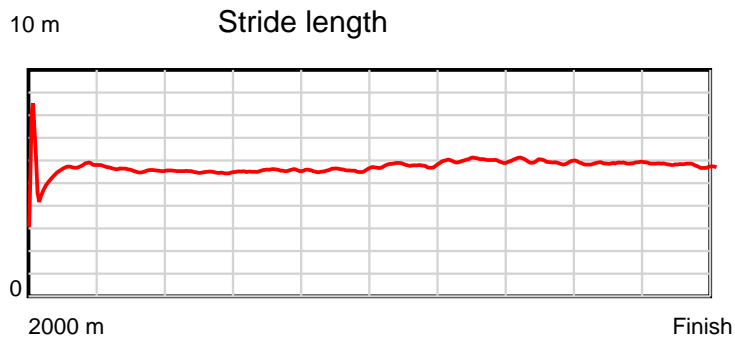
Disclaimer.

HRNZ and NZMTC and Thoroughbred Ratings Pty Ltd accepts no responsibility for the completeness or accuracy of any of the information contained herein, and makes no representations about its suitability for any particular purpose. Users should make their own judgements about those matters and/or seek independent advice. You assume all risks associated with use of the data provided on this page.

Race Results

June 16, 2024, Race 7, BEVERAGE BROTHERS PACE, Distance 2000m, Addington - Survey 3200m

Result	TAB no.	Horse (Barrier)	2000 to	1800m to	1600m to	1400m to	1200m to	1000m to	800m to	600m to	400m to	200m to	Total or	Margin
5th	9	Hilda Maud (9)	1800m	1600m	1400m	1200m	1000m	800m	600m	400m	200m	WP	Average	
		Position in running (margin)	-	4(4.1)	5(7.9)	5(8.1)	6(5.9)	7(5.8)	7(4.5)	7(4.0)	5(3.3)	4(3.1)		2.20
		Sectional time (s)	16.51	16.06	16.29	15.69	15.62	14.49	13.81	14.32	14.45	14.74		
		Cumulative time (s)	151.98	135.47	119.41	103.12	87.43	71.81	57.32	43.51	29.19	14.74	2:31.98	
		Speed (m/s)	12.11	12.45	12.28	12.75	12.80	13.80	14.48	13.97	13.84	13.57	13.16	
		Stride length (m)	5.39	5.48	5.40	5.56	5.56	5.77	6.01	5.81	5.79	5.77	5.65	
		Stride duration (s)	0.431	0.440	0.440	0.436	0.434	0.418	0.415	0.416	0.418	0.425	0.429	
		Stride efficiency (%)	45.39	46.85	45.62	48.31	48.25	52.03	56.40	52.79	52.43	52.04	49.83	
		Stride count	37.11	36.53	37.01	35.97	35.99	34.66	33.29	34.41	34.53	34.66	354.16	



Note: Horizontal distance axis grid lines are 200m furlongs.

Disclaimer.

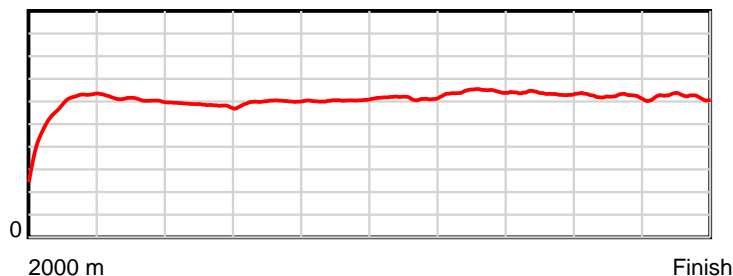
HRNZ and NZMTC and Thoroughbred Ratings Pty Ltd accepts no responsibility for the completeness or accuracy of any of the information contained herein, and makes no representations about its suitability for any particular purpose. Users should make their own judgements about those matters and/or seek independent advice. You assume all risks associated with use of the data provided on this page.

Race Results

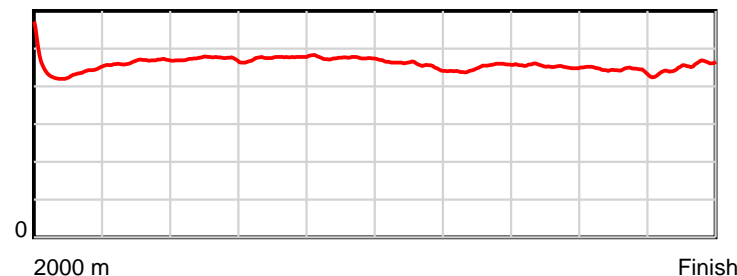
June 16, 2024, Race 7, BEVERAGE BROTHERS PACE, Distance 2000m, Addington - Survey 3200m

Result	TAB no.	Horse (Barrier)	2000 to	1800m to	1600m to	1400m to	1200m to	1000m to	800m to	600m to	400m to	200m to	Total or	Margin
6th	7	Stubing (7)	1800m	1600m	1400m	1200m	1000m	800m	600m	400m	200m	WP	Average	
		Position in running (margin)	-	2(1.0)	2(1.6)	2(2.6)	2(1.6)	2(2.3)	5(3.3)	6(4.0)	7(3.8)	5(3.2)		2.20
		Sectional time (s)	16.11	15.52	16.42	15.88	15.76	14.86	14.01	14.41	14.39	14.62		
		Cumulative time (s)	151.98	135.87	120.35	103.93	88.05	72.29	57.43	43.42	29.01	14.62	2:31.98	
		Speed (m/s)	12.41	12.89	12.18	12.59	12.69	13.46	14.28	13.88	13.90	13.68	13.16	
		Stride length (m)	5.62	6.00	5.76	5.99	6.03	6.14	6.43	6.28	6.15	6.21	6.05	
		Stride duration (s)	0.438	0.466	0.473	0.476	0.475	0.456	0.451	0.453	0.443	0.454	0.460	
		Stride efficiency (%)	49.32	56.32	51.84	56.15	56.80	58.90	64.63	61.67	59.09	60.17	57.25	
		Stride count	35.60	33.31	34.72	33.36	33.17	32.58	31.10	31.84	32.52	32.23	330.43	

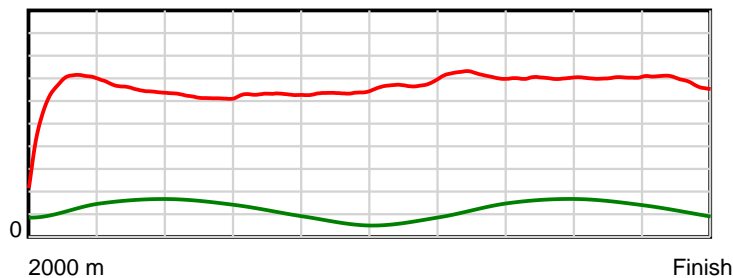
10 m Stride length



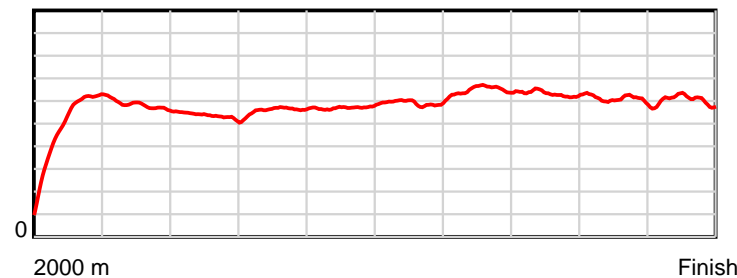
0.6 s Stride duration



20 m/sec Speed



100 % Stride efficiency



Note: Horizontal distance axis grid lines are 200m furlongs.

Disclaimer.

HRNZ and NZMTC and Thoroughbred Ratings Pty Ltd accepts no responsibility for the completeness or accuracy of any of the information contained herein, and makes no representations about its suitability for any particular purpose. Users should make their own judgements about those matters and/or seek independent advice. You assume all risks associated with use of the data provided on this page.

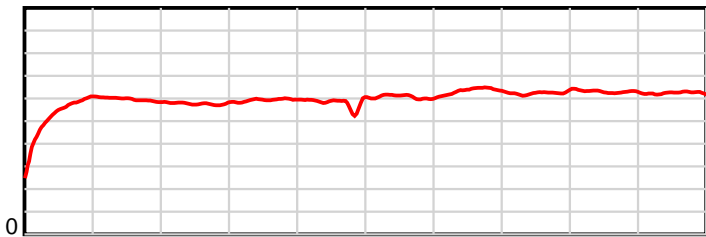
Race Results

June 16, 2024, Race 7, BEVERAGE BROTHERS PACE, Distance 2000m, Addington - Survey 3200m

Result	TAB no.	Horse (Barrier)	2000 to	1800m to	1600m to	1400m to	1200m to	1000m to	800m to	600m to	400m to	200m to	Total or	Margin
7th	2	Kennedy (2)	1800m	1600m	1400m	1200m	1000m	800m	600m	400m	200m	WP	Average	
		Position in running (margin)	-	5(5.4)	4(6.4)	4(6.8)	5(5.8)	8(5.9)	10(6.7)	11(7.4)	11(7.9)	10(6.1)		3.50
		Sectional time (s)	16.74	15.59	16.33	15.88	15.65	14.84	14.01	14.54	14.17	14.48		
		Cumulative time (s)	152.23	135.49	119.90	103.57	87.69	72.04	57.20	43.19	28.65	14.48	2:32.23	
		Speed (m/s)	11.95	12.83	12.25	12.59	12.78	13.48	14.28	13.76	14.11	13.81	13.14	
		Stride length (m)	5.32	5.93	5.79	5.93	5.89	6.06	6.30	6.04	6.13	6.18	5.95	
		Stride duration (s)	0.434	0.462	0.472	0.471	0.461	0.449	0.441	0.439	0.435	0.448	0.453	
		Stride efficiency (%)	44.22	54.96	52.34	54.94	54.22	57.32	62.02	57.09	58.80	59.71	55.24	
		Stride count	37.60	33.72	34.56	33.73	33.95	33.02	31.75	33.09	32.60	32.36	336.38	

10 m

Stride length

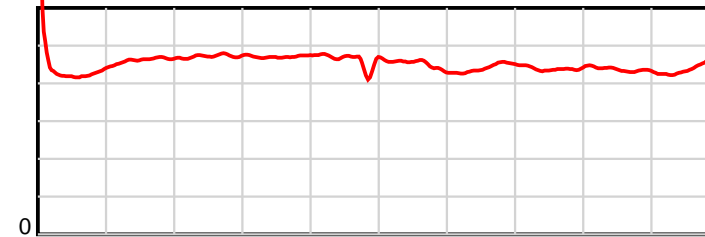


2000 m

Finish

0.6 s

Stride duration

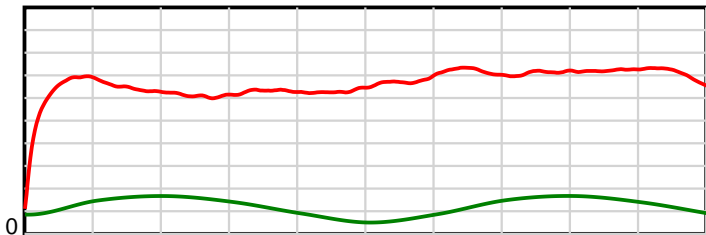


2000 m

Finish

20 m/sec

Speed

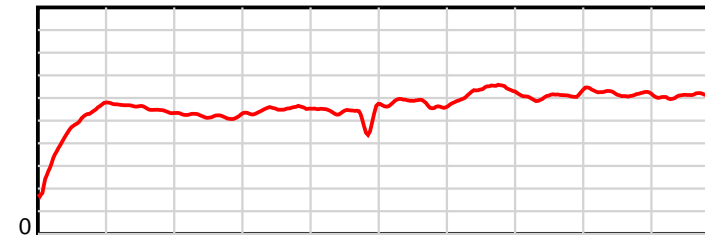


2000 m

Finish

100 %

Stride efficiency



2000 m

Finish

Note: Horizontal distance axis grid lines are 200m furlongs.

Disclaimer.

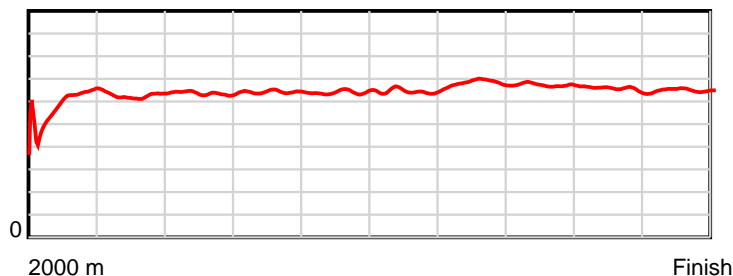
HRNZ and NZMTC and Thoroughbred Ratings Pty Ltd accepts no responsibility for the completeness or accuracy of any of the information contained herein, and makes no representations about its suitability for any particular purpose. Users should make their own judgements about those matters and/or seek independent advice. You assume all risks associated with use of the data provided on this page.

Race Results

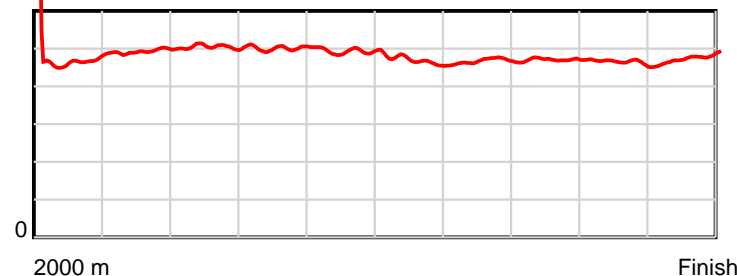
June 16, 2024, Race 7, BEVERAGE BROTHERS PACE, Distance 2000m, Addington - Survey 3200m

Result	TAB no.	Horse (Barrier)	2000 to	1800m to	1600m to	1400m to	1200m to	1000m to	800m to	600m to	400m to	200m to	Total or	Margin
8th	5	Archie (5)	1800m	1600m	1400m	1200m	1000m	800m	600m	400m	200m	WP	Average	
		Position in running (margin)	-	6(5.8)	6(9.6)	6(9.8)	8(7.7)	10(7.5)	11(6.8)	9(5.7)	8(4.8)	7(4.6)		4.20
		Sectional time (s)	16.70	16.06	16.29	15.70	15.60	14.60	13.70	14.30	14.44	14.95		
		Cumulative time (s)	152.34	135.64	119.58	103.29	87.59	71.99	57.39	43.69	29.39	14.95	2:32.34	
		Speed (m/s)	11.97	12.45	12.28	12.74	12.82	13.70	14.60	13.99	13.85	13.38	13.13	
		Stride length (m)	5.74	6.14	6.19	6.39	6.33	6.39	6.82	6.59	6.41	6.40	6.33	
		Stride duration (s)	0.465	0.493	0.504	0.502	0.494	0.467	0.468	0.471	0.463	0.478	0.482	
		Stride efficiency (%)	51.44	58.82	59.90	63.85	62.55	63.81	72.78	67.89	64.29	63.91	62.57	
		Stride count	34.86	32.60	32.30	31.29	31.61	31.30	29.31	30.34	31.18	31.27	316.06	

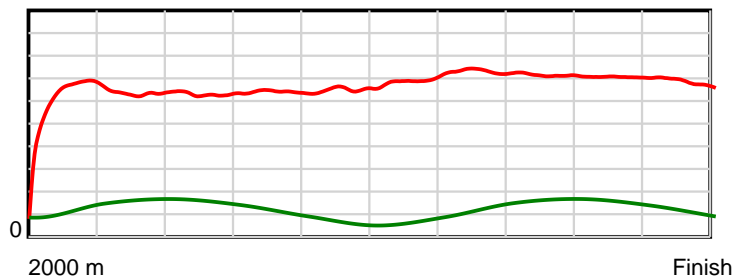
10 m Stride length



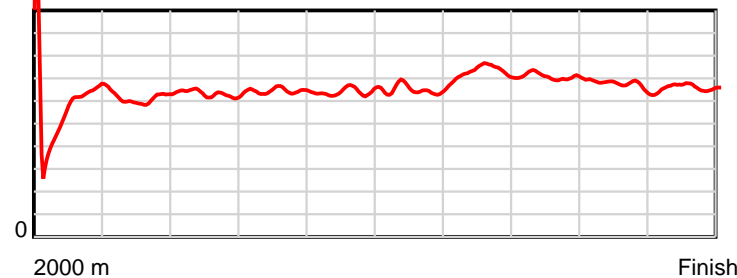
0.6 s Stride duration



20 m/sec Speed



100 % Stride efficiency



Note: Horizontal distance axis grid lines are 200m furlongs.

Disclaimer.

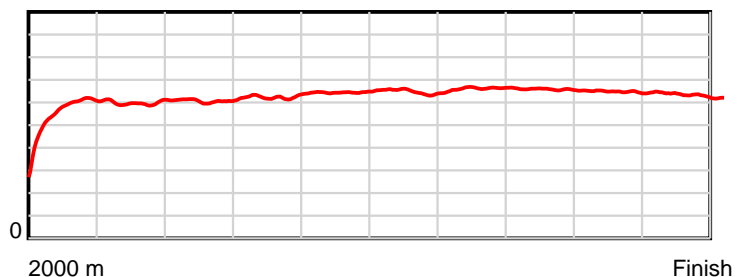
HRNZ and NZMTC and Thoroughbred Ratings Pty Ltd accepts no responsibility for the completeness or accuracy of any of the information contained herein, and makes no representations about its suitability for any particular purpose. Users should make their own judgements about those matters and/or seek independent advice. You assume all risks associated with use of the data provided on this page.

Race Results

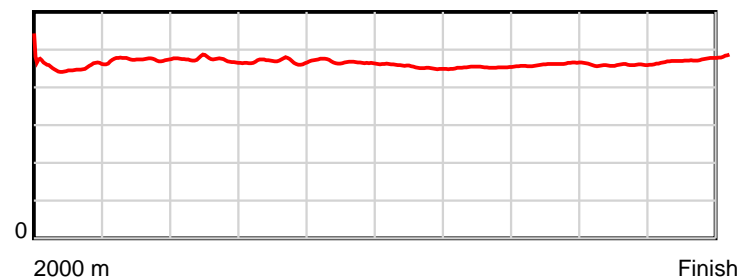
June 16, 2024, Race 7, BEVERAGE BROTHERS PACE, Distance 2000m, Addington - Survey 3200m

Result	TAB no.	Horse (Barrier)	2000 to	1800m to	1600m to	1400m to	1200m to	1000m to	800m to	600m to	400m to	200m to	Total or	Margin
9th	13	Santanna Mach (13)	1800m	1600m	1400m	1200m	1000m	800m	600m	400m	200m	WP	Average	
		Position in running (margin)	-	10(12.2)	10(19.0)	11(17.2)	11(9.8)	6(4.9)	4(2.5)	3(1.3)	3(2.6)	6(4.2)		4.70
		Sectional time (s)	17.73	16.55	15.95	14.81	14.83	14.32	13.68	14.67	14.74	15.16		
		Cumulative time (s)	152.44	134.71	118.16	102.21	87.40	72.57	58.25	44.57	29.90	15.16	2:32.44	
		Speed (m/s)	11.28	12.08	12.54	13.50	13.49	13.97	14.62	13.63	13.57	13.19	13.12	
		Stride length (m)	5.68	5.74	5.92	6.34	6.29	6.32	6.63	6.29	6.25	6.28	6.16	
		Stride duration (s)	0.454	0.475	0.473	0.470	0.467	0.453	0.454	0.461	0.460	0.476	0.470	
		Stride efficiency (%)	50.34	51.40	54.82	62.90	61.92	62.51	68.78	61.74	61.00	61.59	59.31	
		Stride count	35.24	34.87	33.77	31.52	31.77	31.62	30.15	31.82	32.01	31.86	324.63	

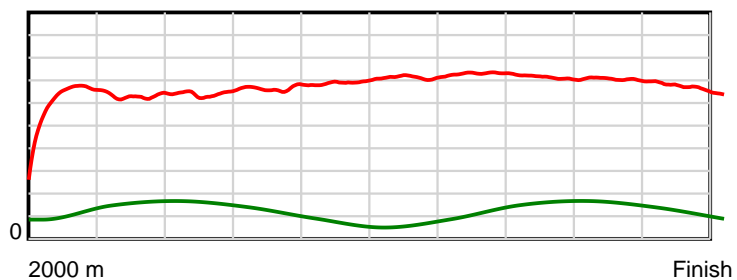
10 m Stride length



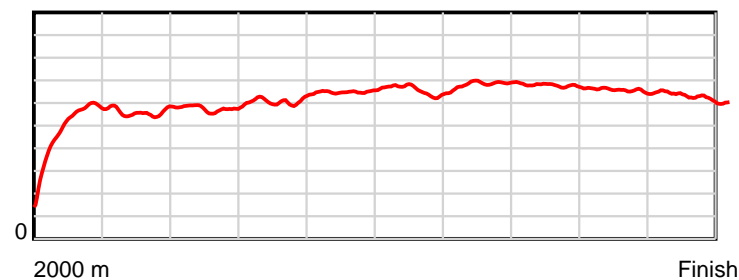
0.6 s Stride duration



20 m/sec Speed



100 % Stride efficiency



Note: Horizontal distance axis grid lines are 200m furlongs.

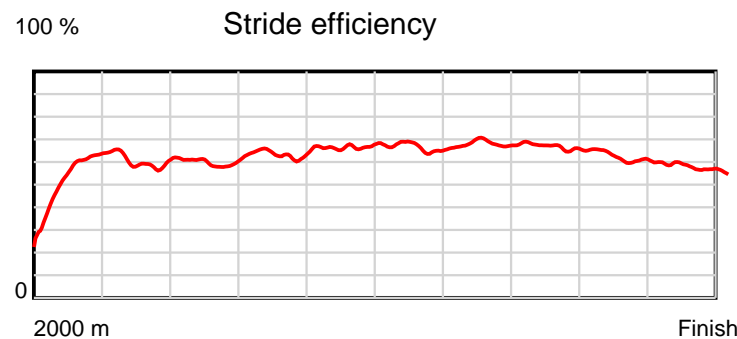
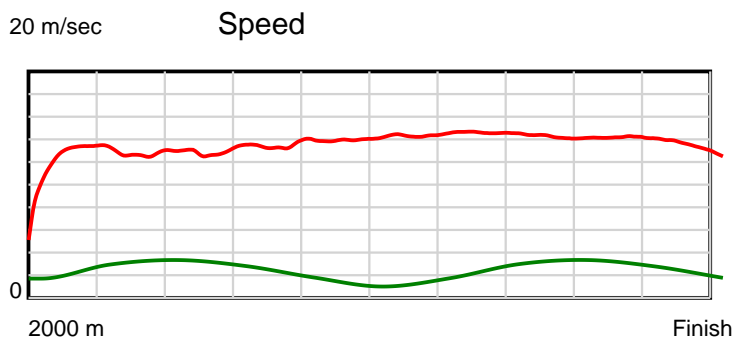
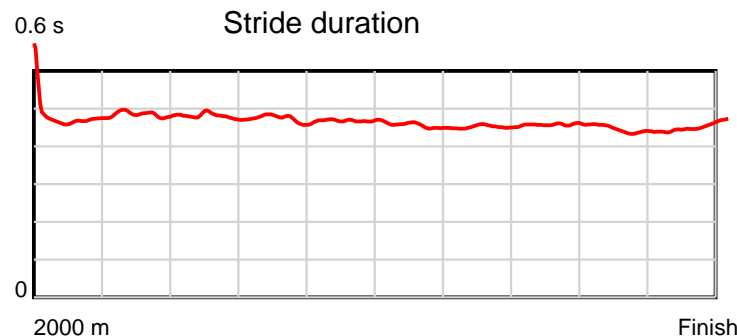
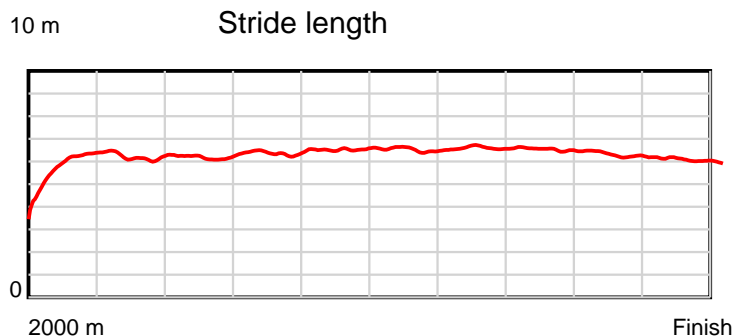
Disclaimer.

HRNZ and NZMTC and Thoroughbred Ratings Pty Ltd accepts no responsibility for the completeness or accuracy of any of the information contained herein, and makes no representations about its suitability for any particular purpose. Users should make their own judgements about those matters and/or seek independent advice. You assume all risks associated with use of the data provided on this page.

Race Results

June 16, 2024, Race 7, BEVERAGE BROTHERS PACE, Distance 2000m, Addington - Survey 3200m

Result	TAB no.	Horse (Barrier)	2000 to	1800m to	1600m to	1400m to	1200m to	1000m to	800m to	600m to	400m to	200m to	Total or	Margin
10th	12	Flying Ashes (12)	1800m	1600m	1400m	1200m	1000m	800m	600m	400m	200m	WP	Average	
		Position in running (margin)	-	11(16.0)	11(19.9)	12(18.7)	12(11.4)	9(6.4)	6(4.2)	5(3.2)	6(3.6)	9(5.1)		6.30
		Sectional time (s)	18.52	16.08	16.06	14.83	14.81	14.33	13.72	14.52	14.74	15.12		
		Cumulative time (s)	152.73	134.21	118.13	102.07	87.24	72.43	58.10	44.38	29.86	15.12	2:32.73	
		Speed (m/s)	10.80	12.44	12.45	13.49	13.50	13.96	14.58	13.77	13.57	13.23	13.09	
		Stride length (m)	5.80	6.03	5.98	6.37	6.32	6.33	6.59	6.31	6.01	6.01	6.17	
		Stride duration (s)	0.471	0.485	0.480	0.473	0.468	0.454	0.452	0.458	0.443	0.454	0.471	
		Stride efficiency (%)	52.54	56.87	55.81	63.49	62.48	62.71	67.89	62.23	56.36	56.37	59.43	
		Stride count	34.49	33.15	33.47	31.38	31.63	31.57	30.34	31.69	33.30	33.30	324.32	



Note: Horizontal distance axis grid lines are 200m furlongs.

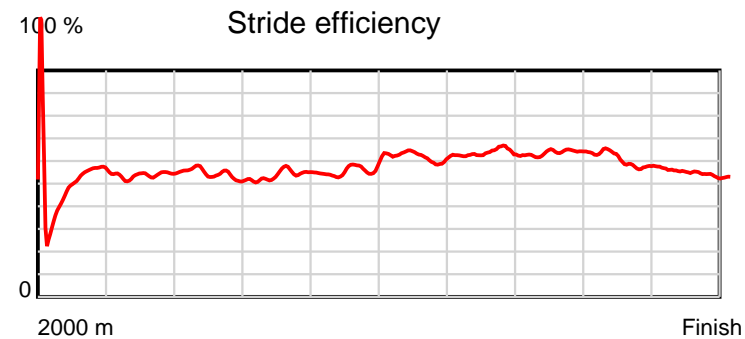
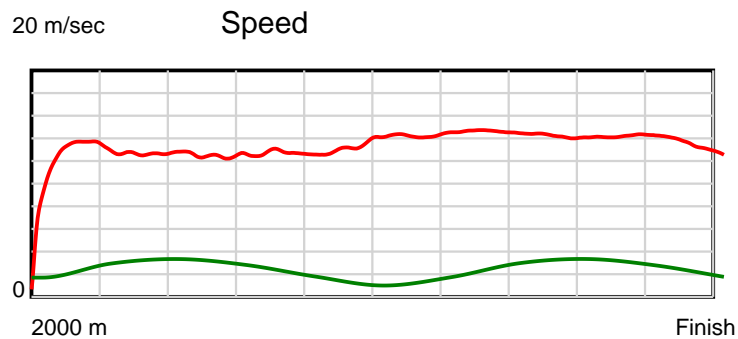
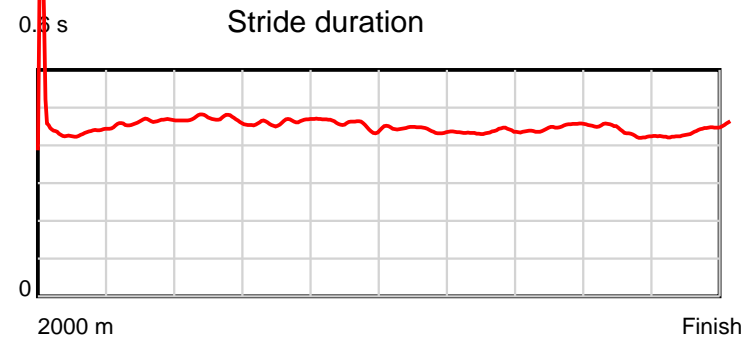
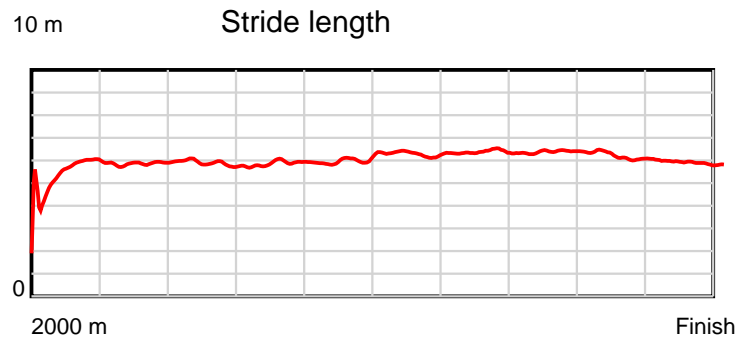
Disclaimer.

HRNZ and NZMTC and Thoroughbred Ratings Pty Ltd accepts no responsibility for the completeness or accuracy of any of the information contained herein, and makes no representations about its suitability for any particular purpose. Users should make their own judgements about those matters and/or seek independent advice. You assume all risks associated with use of the data provided on this page.

Race Results

June 16, 2024, Race 7, BEVERAGE BROTHERS PACE, Distance 2000m, Addington - Survey 3200m

Result	TAB no.	Horse (Barrier)	2000 to	1800m to	1600m to	1400m to	1200m to	1000m to	800m to	600m to	400m to	200m to	Total or	Margin
11th	3	Changeforthebe... (3)	1800m	1600m	1400m	1200m	1000m	800m	600m	400m	200m	WP	Average	
		Position in running (margin)	-	7(7.7)	7(12.0)	7(11.6)	10(9.5)	11(8.1)	9(6.5)	8(5.1)	9(5.7)	11(6.6)		7.00
		Sectional time (s)	17.25	16.14	16.18	15.71	15.40	14.44	13.66	14.56	14.62	14.91		
		Cumulative time (s)	152.87	135.62	119.48	103.30	87.59	72.19	57.75	44.09	29.53	14.91	2:32.87	
		Speed (m/s)	11.59	12.39	12.36	12.73	12.99	13.85	14.64	13.74	13.68	13.41	13.08	
		Stride length (m)	5.36	5.73	5.81	5.89	5.92	6.11	6.38	6.16	5.93	5.92	5.91	
		Stride duration (s)	0.439	0.462	0.470	0.462	0.456	0.441	0.436	0.449	0.434	0.441	0.452	
		Stride efficiency (%)	44.82	51.35	52.77	54.18	54.79	58.31	63.64	59.36	55.02	54.70	54.57	
		Stride count	37.35	34.89	34.42	33.96	33.78	32.74	31.34	32.45	33.70	33.81	338.44	



Note: Horizontal distance axis grid lines are 200m furlongs.

Disclaimer.

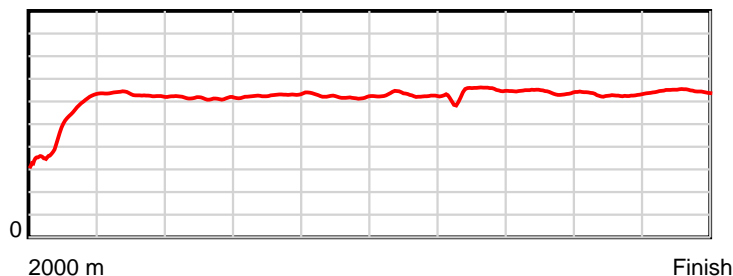
HRNZ and NZMTC and Thoroughbred Ratings Pty Ltd accepts no responsibility for the completeness or accuracy of any of the information contained herein, and makes no representations about its suitability for any particular purpose. Users should make their own judgements about those matters and/or seek independent advice. You assume all risks associated with use of the data provided on this page.

Race Results

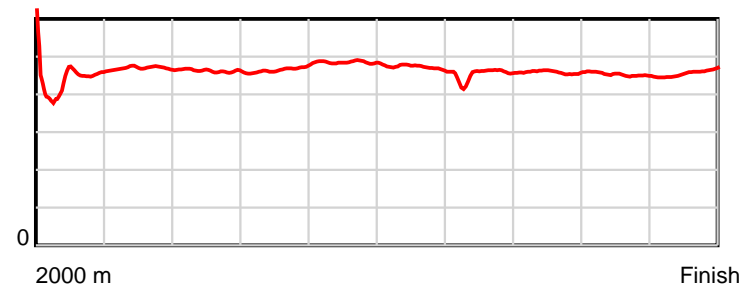
June 16, 2024, Race 7, BEVERAGE BROTHERS PACE, Distance 2000m, Addington - Survey 3200m

Result	TAB no.	Horse (Barrier)	2000 to	1800m to	1600m to	1400m to	1200m to	1000m to	800m to	600m to	400m to	200m to	Total or	Margin
12th	11	Choco Lou (11)	1800m	1600m	1400m	1200m	1000m	800m	600m	400m	200m	WP	Average	
		Position in running (margin)	-	12(24.8)	12(22.9)	10(16.1)	9(8.9)	12(8.1)	12(9.8)	12(11.0)	12(11.6)	12(11.4)		7.30
		Sectional time (s)	19.95	15.11	15.13	14.85	15.51	14.98	14.10	14.56	14.44	14.29		
		Cumulative time (s)	152.92	132.97	117.86	102.73	87.88	72.37	57.39	43.29	28.73	14.29	2:32.92	
		Speed (m/s)	10.02	13.24	13.22	13.47	12.89	13.35	14.18	13.74	13.85	14.00	13.08	
		Stride length (m)	4.70	6.22	6.11	6.28	6.25	6.29	6.42	6.30	6.25	6.42	6.08	
		Stride duration (s)	0.428	0.470	0.462	0.466	0.485	0.471	0.453	0.459	0.452	0.458	0.465	
		Stride efficiency (%)	34.51	60.37	58.31	61.68	61.12	61.89	64.49	62.08	61.14	64.36	57.72	
		Stride count	42.56	32.18	32.74	31.83	31.98	31.78	31.13	31.73	31.98	31.17	329.08	

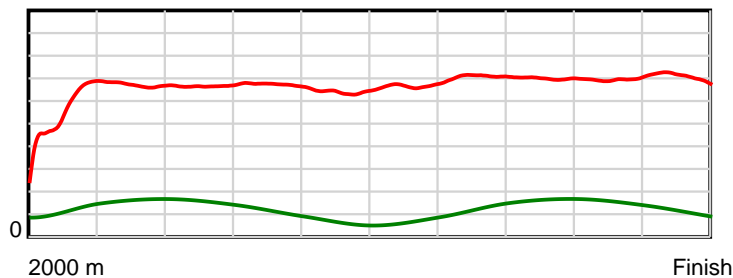
10 m Stride length



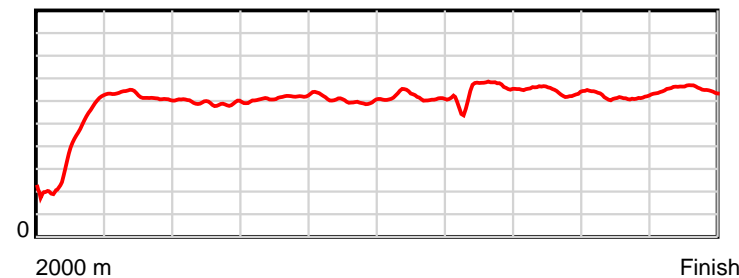
0.6 s Stride duration



20 m/sec Speed



100 % Stride efficiency



Note: Horizontal distance axis grid lines are 200m furlongs.

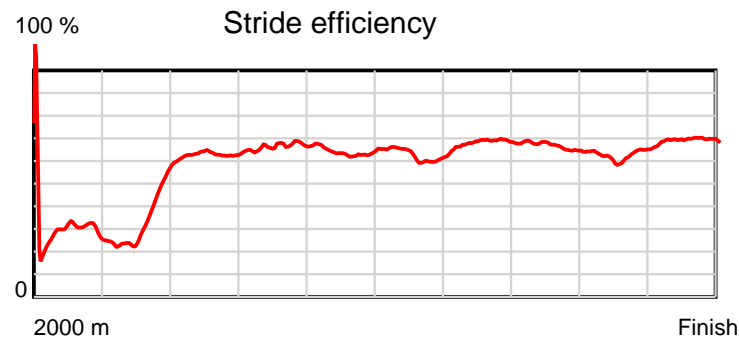
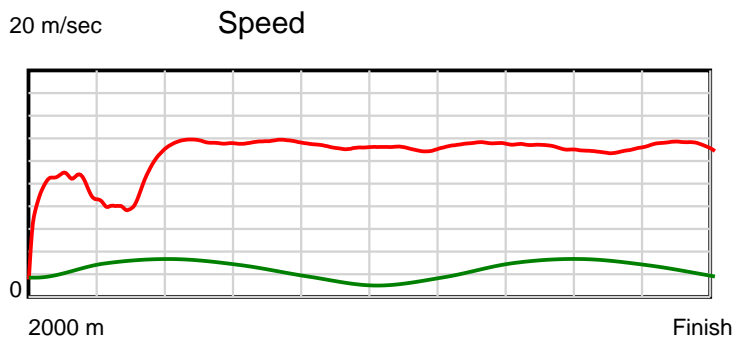
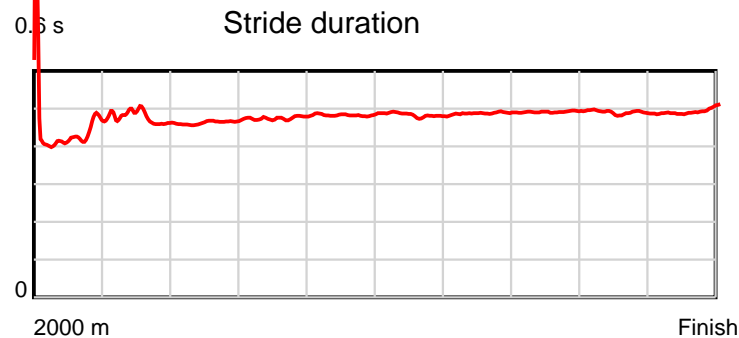
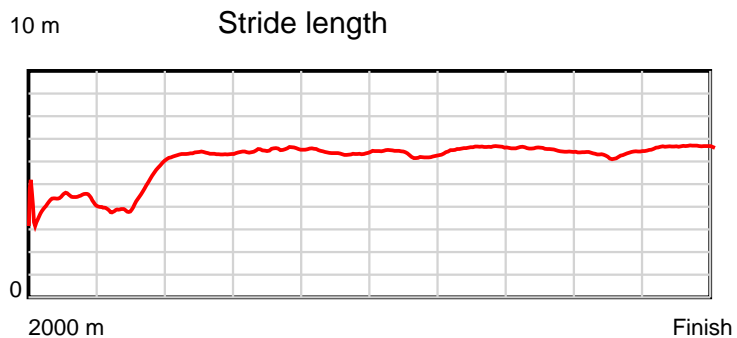
Disclaimer.

HRNZ and NZMTC and Thoroughbred Ratings Pty Ltd accepts no responsibility for the completeness or accuracy of any of the information contained herein, and makes no representations about its suitability for any particular purpose. Users should make their own judgements about those matters and/or seek independent advice. You assume all risks associated with use of the data provided on this page.

Race Results

June 16, 2024, Race 7, BEVERAGE BROTHERS PACE, Distance 2000m, Addington - Survey 3200m

Result	TAB no.	Horse (Barrier)	2000 to 1800m	1800m to 1600m	1600m to 1400m	1400m to 1200m	1200m to 1000m	1000m to 800m	800m to 600m	600m to 400m	400m to 200m	200m to WP	Total or Average	Margin
13th	4	Not Over (4)												
		Position in running (margin)	-	13(35.6)	13(78.0)	13(68.7)	13(59.5)	13(56.6)	13(60.8)	13(66.2)	13(71.4)	13(77.9)		71.30
		Sectional time (s)	21.68	22.50	14.70	14.51	15.17	15.40	14.79	15.32	15.57	15.12		
		Cumulative time (s)	164.76	143.08	120.58	105.88	91.37	76.20	60.80	46.01	30.69	15.12	2:44.76	
		Speed (m/s)	9.22	8.89	13.61	13.78	13.18	12.99	13.52	13.05	12.85	13.23	12.14	
		Stride length (m)	4.10	4.25	6.32	6.55	6.37	6.26	6.60	6.42	6.29	6.55	5.79	
		Stride duration (s)	0.429	0.478	0.464	0.475	0.483	0.482	0.488	0.492	0.489	0.495	0.477	
		Stride efficiency (%)	26.23	28.19	62.36	67.01	63.36	61.28	67.97	64.49	61.77	67.10	52.44	
		Stride count	48.82	47.09	31.66	30.54	31.41	31.94	30.33	31.13	31.81	30.52	345.25	



Note: Horizontal distance axis grid lines are 200m furlongs.

Disclaimer.

HRNZ and NZMTC and Thoroughbred Ratings Pty Ltd accepts no responsibility for the completeness or accuracy of any of the information contained herein, and makes no representations about its suitability for any particular purpose. Users should make their own judgements about those matters and/or seek independent advice. You assume all risks associated with use of the data provided on this page.