



Race Results

NZ Metropolitan Trotting Club Inc, HRNZ, June 16, 2024

Compilation date: June 16, 2024, 3:58:34 PM (NZST)

Copyright © 2024 HRNZ and NZMTC. All rights reserved.

Trademarks.

StrideMASTER is a registered trademark of Thoroughbred Ratings Pty Ltd.

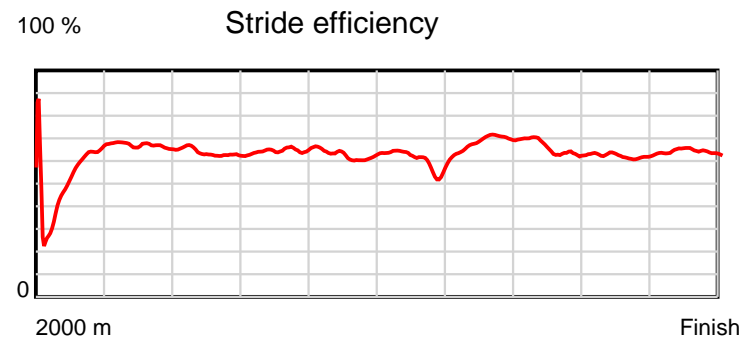
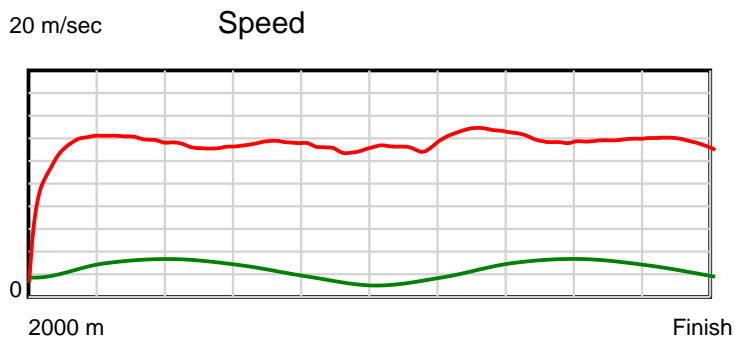
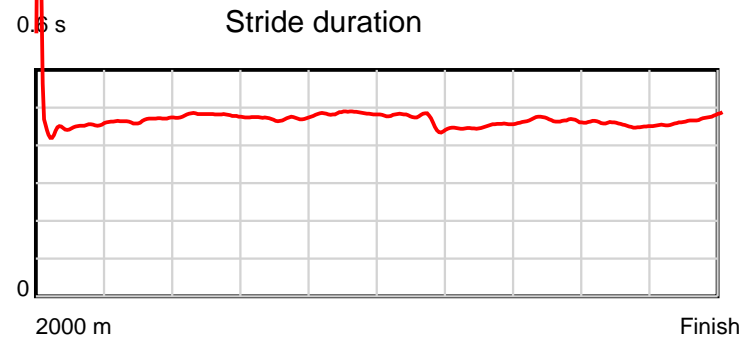
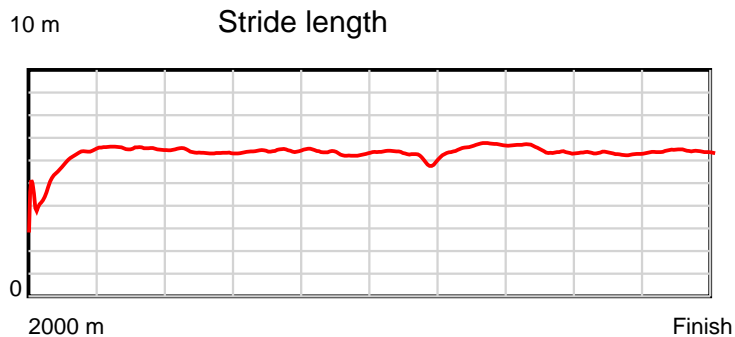
Disclaimer.

HRNZ and NZMTC and Thoroughbred Ratings Pty Ltd accepts no responsibility for the completeness or accuracy of any of the information contained herein, and makes no representations about its suitability for any particular purpose. Users should make their own judgements about those matters and/or seek independent advice. You assume all risks associated with use of the data provided on this page.

Race Results

June 16, 2024, Race 8, EQUINE PRODUCTS NEW ZEALAND PACE, Distance 2000m, Addington - Survey 3200m

Result	TAB no.	Horse (Barrier)	2000 to	1800m to	1600m to	1400m to	1200m to	1000m to	800m to	600m to	400m to	200m to	Total or	Margin
1st	9	Henry Winkler (9)	1800m	1600m	1400m	1200m	1000m	800m	600m	400m	200m	WP	Average	
		Position in running (margin)	-	6(6.8)	6(6.2)	6(7.7)	6(5.8)	7(6.1)	5(3.7)	1(0.0)	1(0.0)	1(0.0)		0.00
		Sectional time (s)	16.95	14.57	15.42	14.69	15.62	15.21	13.67	14.53	14.50	14.73		
		Cumulative time (s)	149.89	132.94	118.37	102.95	88.26	72.64	57.43	43.76	29.23	14.73	2:29.89	
		Speed (m/s)	11.80	13.73	12.97	13.61	12.80	13.15	14.63	13.76	13.79	13.58	13.34	
		Stride length (m)	5.53	6.41	6.23	6.43	6.21	6.14	6.61	6.41	6.27	6.38	6.25	
		Stride duration (s)	0.454	0.467	0.480	0.472	0.485	0.467	0.452	0.466	0.455	0.470	0.468	
		Stride efficiency (%)	47.74	64.23	60.66	64.56	60.17	58.92	68.24	64.29	61.46	63.53	61.01	
		Stride count	36.19	31.19	32.10	31.11	32.23	32.57	30.26	31.18	31.89	31.37	320.09	



Note: Horizontal distance axis grid lines are 200m furlongs.

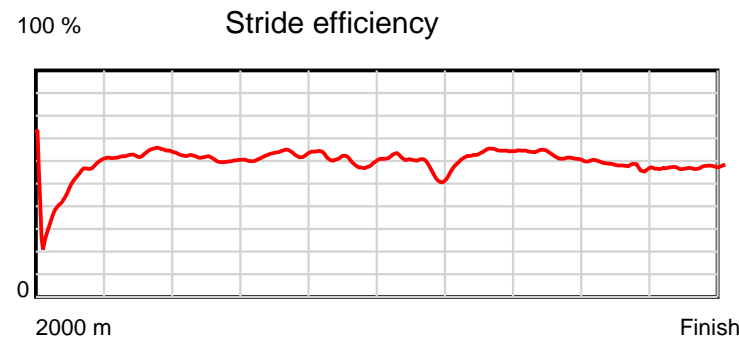
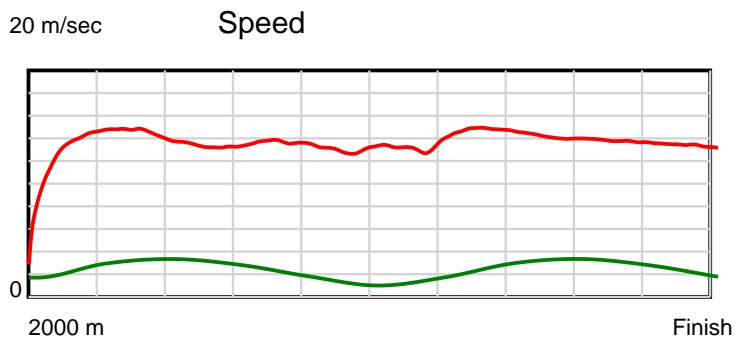
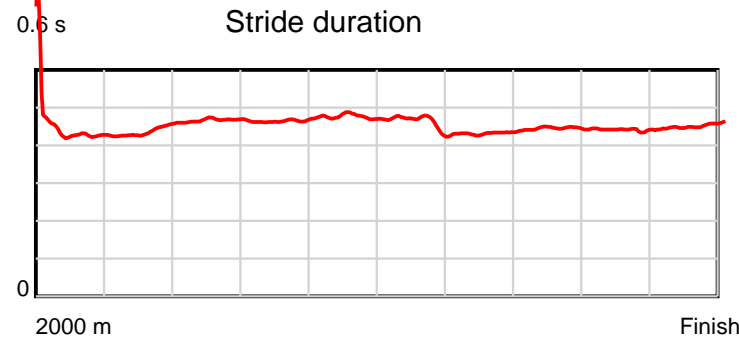
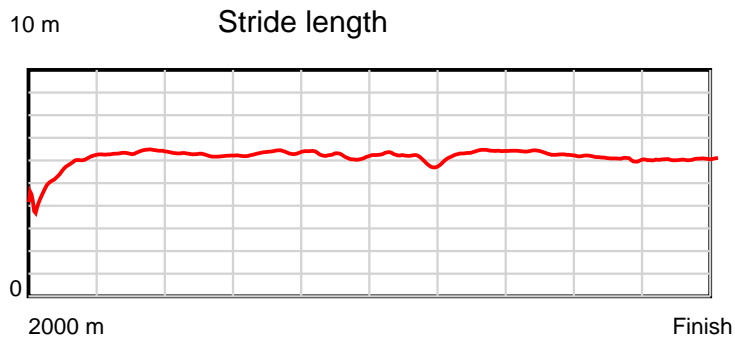
Disclaimer.

HRNZ and NZMTC and Thoroughbred Ratings Pty Ltd accepts no responsibility for the completeness or accuracy of any of the information contained herein, and makes no representations about its suitability for any particular purpose. Users should make their own judgements about those matters and/or seek independent advice. You assume all risks associated with use of the data provided on this page.

Race Results

June 16, 2024, Race 8, EQUINE PRODUCTS NEW ZEALAND PACE, Distance 2000m, Addington - Survey 3200m

Result	TAB no.	Horse (Barrier)	2000 to	1800m to	1600m to	1400m to	1200m to	1000m to	800m to	600m to	400m to	200m to	Total or	Margin
2nd	15	Major Henry (15)	1800m	1600m	1400m	1200m	1000m	800m	600m	400m	200m	WP	Average	
		Position in running (margin)	-	8(12.1)	7(9.1)	7(9.6)	8(7.8)	8(7.6)	8(5.9)	2(1.4)	2(1.0)	2(2.7)		3.40
		Sectional time (s)	17.76	14.17	15.26	14.72	15.53	15.32	13.54	14.47	14.77	14.97		
		Cumulative time (s)	150.51	132.75	118.58	103.32	88.60	73.07	57.75	44.21	29.74	14.97	2:30.51	
		Speed (m/s)	11.26	14.11	13.11	13.59	12.88	13.05	14.77	13.82	13.54	13.36	13.29	
		Stride length (m)	5.41	6.17	6.12	6.31	6.13	6.00	6.39	6.16	5.97	6.05	6.06	
		Stride duration (s)	0.439	0.437	0.467	0.465	0.476	0.460	0.433	0.446	0.441	0.453	0.456	
		Stride efficiency (%)	45.76	59.43	58.51	62.29	58.67	56.21	63.76	59.29	55.67	57.11	57.36	
		Stride count	36.96	32.43	32.69	31.68	32.64	33.35	31.31	32.47	33.51	33.08	330.12	



Note: Horizontal distance axis grid lines are 200m furlongs.

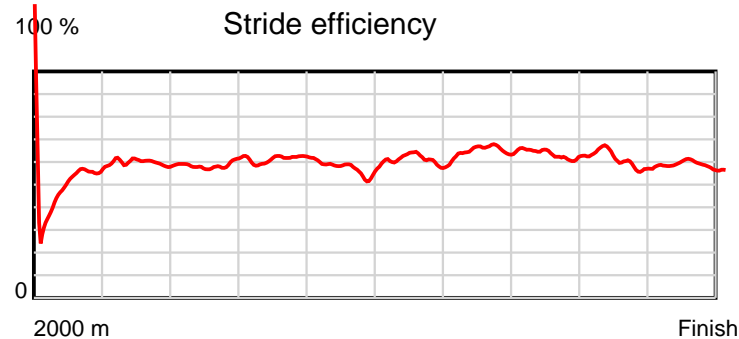
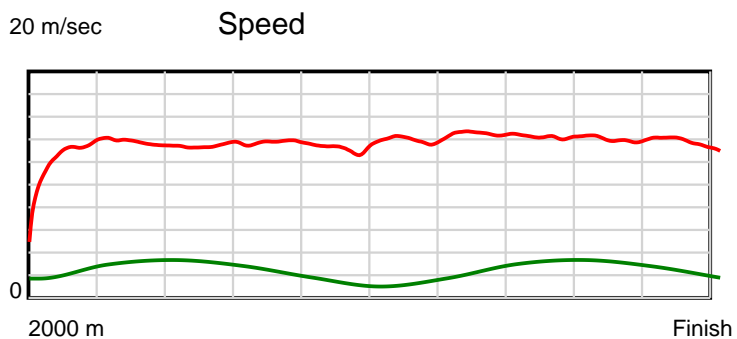
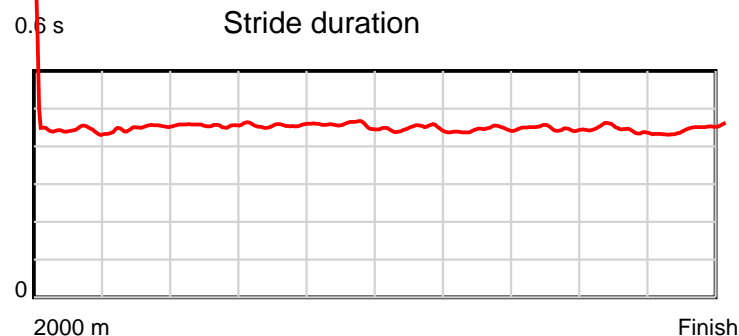
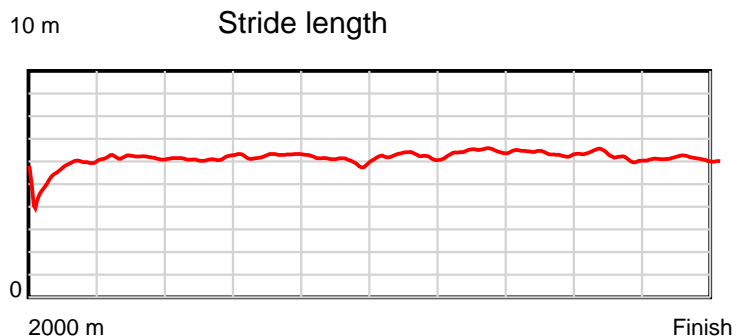
Disclaimer.

HRNZ and NZMTC and Thoroughbred Ratings Pty Ltd accepts no responsibility for the completeness or accuracy of any of the information contained herein, and makes no representations about its suitability for any particular purpose. Users should make their own judgements about those matters and/or seek independent advice. You assume all risks associated with use of the data provided on this page.

Race Results

June 16, 2024, Race 8, EQUINE PRODUCTS NEW ZEALAND PACE, Distance 2000m, Addington - Survey 3200m

Result	TAB no.	Horse (Barrier)	2000 to	1800m to	1600m to	1400m to	1200m to	1000m to	800m to	600m to	400m to	200m to	Total or	Margin
3rd	12	Heaven (12)	1800m	1600m	1400m	1200m	1000m	800m	600m	400m	200m	WP	Average	
		Position in running (margin)	-	12(15.6)	12(16.8)	12(17.1)	12(14.5)	12(13.9)	11(8.3)	8(5.4)	6(5.8)	4(7.5)		6.50
		Sectional time (s)	18.31	14.87	15.24	14.56	15.46	14.69	13.80	14.59	14.79	14.78		
		Cumulative time (s)	151.09	132.78	117.91	102.67	88.11	72.65	57.96	44.16	29.57	14.78	2:31.09	
		Speed (m/s)	10.92	13.45	13.12	13.74	12.94	13.61	14.49	13.71	13.52	13.53	13.24	
		Stride length (m)	5.50	6.04	5.98	6.26	5.91	6.08	6.45	6.12	5.99	6.06	6.03	
		Stride duration (s)	0.443	0.449	0.456	0.456	0.456	0.447	0.445	0.446	0.443	0.448	0.456	
		Stride efficiency (%)	47.35	56.99	55.95	61.24	54.50	57.84	65.04	58.43	56.07	57.44	56.83	
		Stride count	36.33	33.12	33.42	31.95	33.87	32.87	31.00	32.71	33.39	32.99	331.65	



Note: Horizontal distance axis grid lines are 200m furlongs.

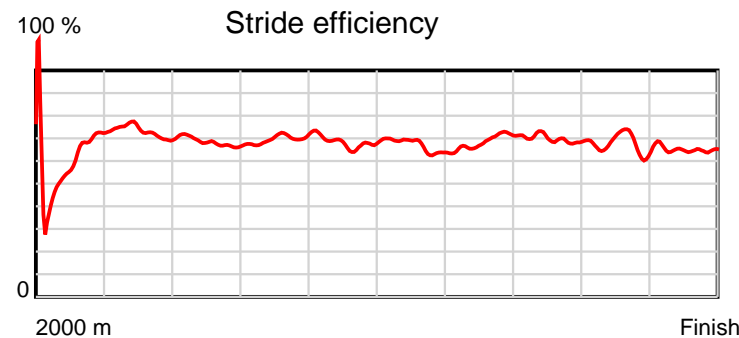
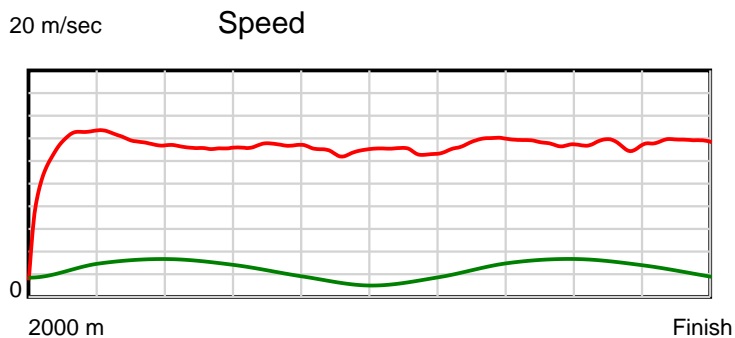
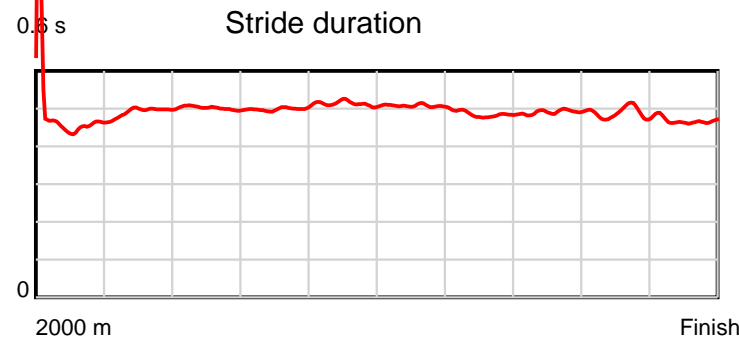
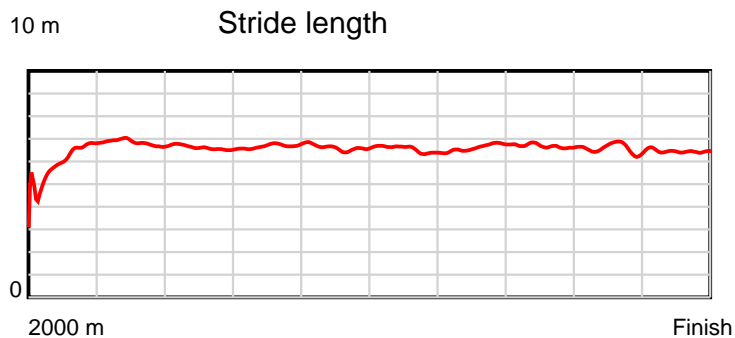
Disclaimer.

HRNZ and NZMTC and Thoroughbred Ratings Pty Ltd accepts no responsibility for the completeness or accuracy of any of the information contained herein, and makes no representations about its suitability for any particular purpose. Users should make their own judgements about those matters and/or seek independent advice. You assume all risks associated with use of the data provided on this page.

Race Results

June 16, 2024, Race 8, EQUINE PRODUCTS NEW ZEALAND PACE, Distance 2000m, Addington - Survey 3200m

Result	TAB no.	Horse (Barrier)	2000 to	1800m to	1600m to	1400m to	1200m to	1000m to	800m to	600m to	400m to	200m to	Total or	Margin
4th	2	Super Fund (2)	1800m	1600m	1400m	1200m	1000m	800m	600m	400m	200m	WP	Average	
		Position in running (margin)	-	4(3.9)	5(4.5)	4(4.5)	5(3.9)	5(4.0)	6(3.9)	9(5.5)	8(8.1)	9(10.7)		8.00
		Sectional time (s)	16.44	14.77	15.19	14.90	15.59	15.60	14.56	14.95	14.94	14.42		
		Cumulative time (s)	151.36	134.92	120.15	104.96	90.06	74.47	58.87	44.31	29.36	14.42	2:31.36	
		Speed (m/s)	12.16	13.54	13.17	13.42	12.83	12.82	13.74	13.38	13.39	13.87	13.21	
		Stride length (m)	5.96	6.69	6.61	6.71	6.58	6.50	6.66	6.57	6.53	6.48	6.52	
		Stride duration (s)	0.458	0.494	0.502	0.500	0.513	0.507	0.485	0.492	0.488	0.467	0.494	
		Stride efficiency (%)	55.42	69.91	68.19	70.39	67.72	66.08	69.29	67.53	66.59	65.66	66.47	
		Stride count	33.58	29.90	30.28	29.80	30.38	30.76	30.04	30.42	30.64	30.85	306.65	



Note: Horizontal distance axis grid lines are 200m furlongs.

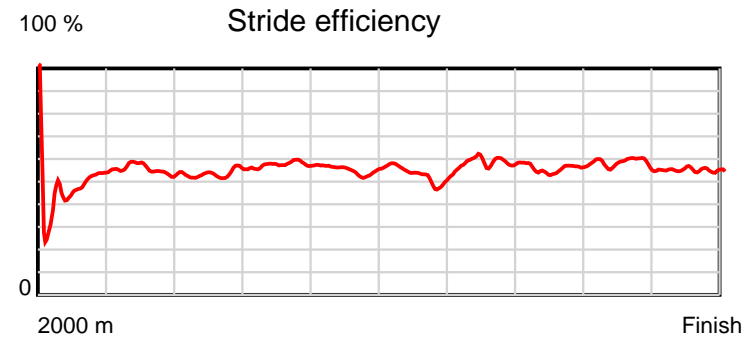
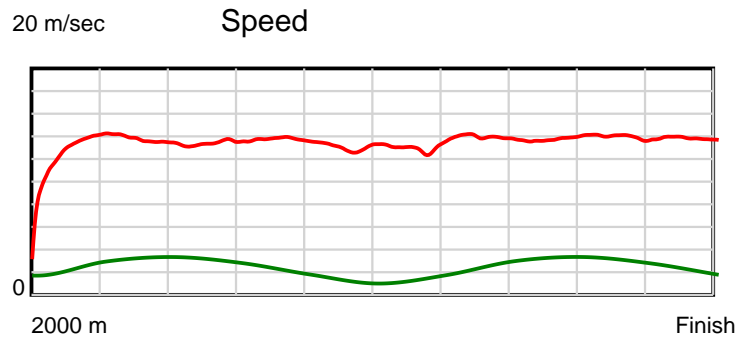
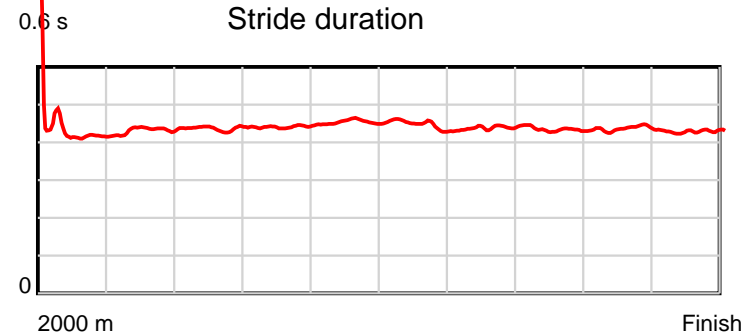
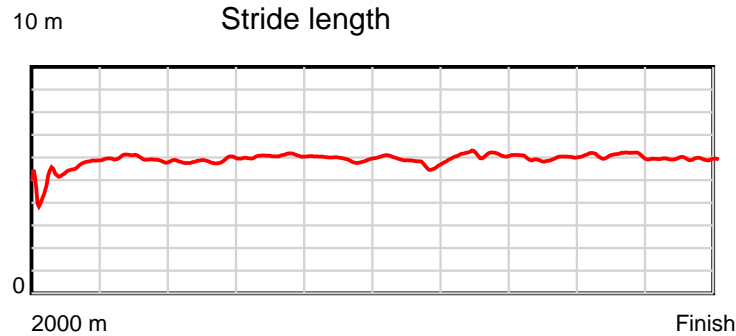
Disclaimer.

HRNZ and NZMTC and Thoroughbred Ratings Pty Ltd accepts no responsibility for the completeness or accuracy of any of the information contained herein, and makes no representations about its suitability for any particular purpose. Users should make their own judgements about those matters and/or seek independent advice. You assume all risks associated with use of the data provided on this page.

Race Results

June 16, 2024, Race 8, EQUINE PRODUCTS NEW ZEALAND PACE, Distance 2000m, Addington - Survey 3200m

Result	TAB no.	Horse (Barrier)	2000 to	1800m to	1600m to	1400m to	1200m to	1000m to	800m to	600m to	400m to	200m to	Total or	Margin
5th	11	Sweet Trixie (11)	1800m	1600m	1400m	1200m	1000m	800m	600m	400m	200m	WP	Average	
		Position in running (margin)	-	10(13.8)	9(13.3)	9(12.6)	9(9.4)	9(8.1)	10(7.3)	11(7.2)	10(9.8)	8(10.5)		8.00
		Sectional time (s)	18.16	14.59	15.05	14.47	15.36	15.46	14.28	14.97	14.61	14.42		
		Cumulative time (s)	151.37	133.21	118.62	103.57	89.10	73.74	58.28	44.00	29.03	14.42	2:31.37	
		Speed (m/s)	11.01	13.71	13.29	13.82	13.02	12.94	14.01	13.36	13.69	13.87	13.21	
		Stride length (m)	5.28	5.91	5.80	6.10	5.91	5.78	6.14	5.80	5.97	5.95	5.86	
		Stride duration (s)	0.424	0.431	0.436	0.442	0.454	0.447	0.438	0.434	0.436	0.429	0.443	
		Stride efficiency (%)	43.63	54.67	52.54	58.20	54.51	52.19	58.94	52.56	55.74	55.30	53.58	
		Stride count	37.85	33.81	34.49	32.77	33.86	34.61	32.57	34.48	33.49	33.62	341.55	



Note: Horizontal distance axis grid lines are 200m furlongs.

Disclaimer.

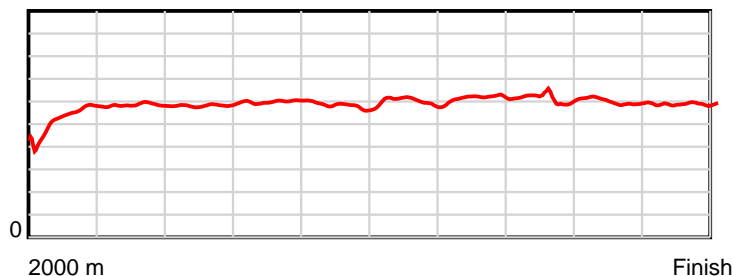
HRNZ and NZMTC and Thoroughbred Ratings Pty Ltd accepts no responsibility for the completeness or accuracy of any of the information contained herein, and makes no representations about its suitability for any particular purpose. Users should make their own judgements about those matters and/or seek independent advice. You assume all risks associated with use of the data provided on this page.

Race Results

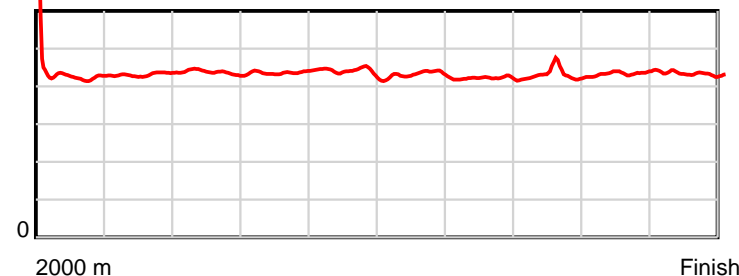
June 16, 2024, Race 8, EQUINE PRODUCTS NEW ZEALAND PACE, Distance 2000m, Addington - Survey 3200m

Result	TAB no.	Horse (Barrier)	2000 to	1800m to	1600m to	1400m to	1200m to	1000m to	800m to	600m to	400m to	200m to	Total or	Margin
6th	14	Rockin Roman (14)	1800m	1600m	1400m	1200m	1000m	800m	600m	400m	200m	WP	Average	
		Position in running (margin)	-	13(16.7)	13(18.8)	13(19.8)	13(16.9)	14(15.9)	13(10.7)	10(6.3)	7(6.2)	6(8.9)		8.00
		Sectional time (s)	18.49	15.02	15.35	14.53	15.40	14.74	13.56	14.52	14.95	14.81		
		Cumulative time (s)	151.37	132.88	117.86	102.51	87.98	72.58	57.84	44.28	29.76	14.81	2:31.37	
		Speed (m/s)	10.81	13.32	13.03	13.76	12.99	13.57	14.75	13.77	13.38	13.50	13.21	
		Stride length (m)	5.20	5.74	5.70	6.02	5.70	5.86	6.22	5.90	5.83	5.85	5.79	
		Stride duration (s)	0.429	0.432	0.437	0.437	0.439	0.432	0.422	0.428	0.436	0.433	0.438	
		Stride efficiency (%)	42.31	51.56	50.71	56.57	50.73	53.63	60.46	54.44	53.07	53.45	52.39	
		Stride count	38.44	34.82	35.11	33.24	35.10	34.14	32.15	33.89	34.32	34.20	345.41	

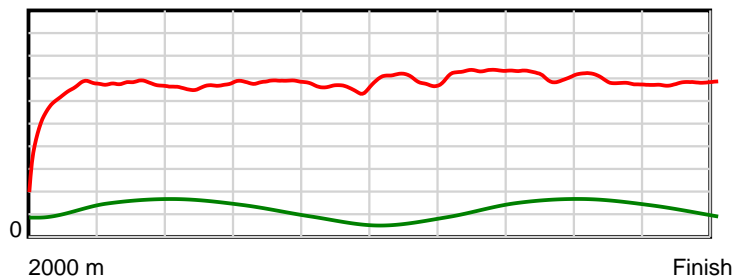
10 m Stride length



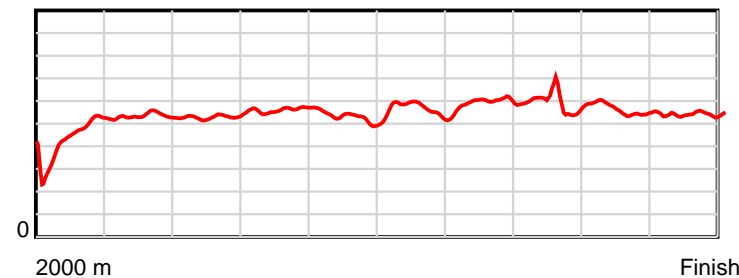
0.6 s Stride duration



20 m/sec Speed



100 % Stride efficiency



Note: Horizontal distance axis grid lines are 200m furlongs.

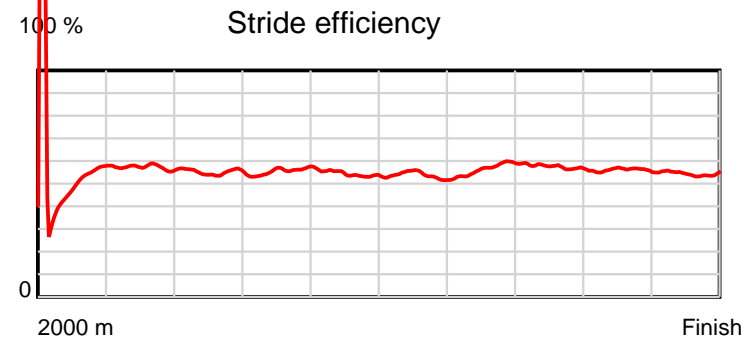
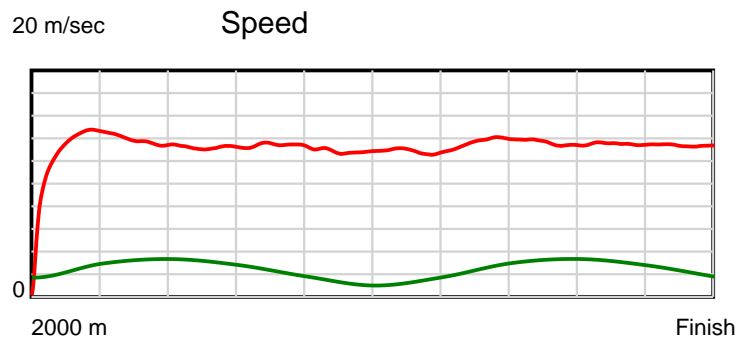
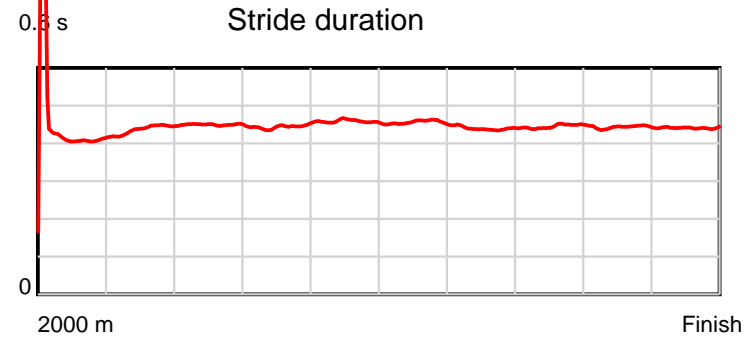
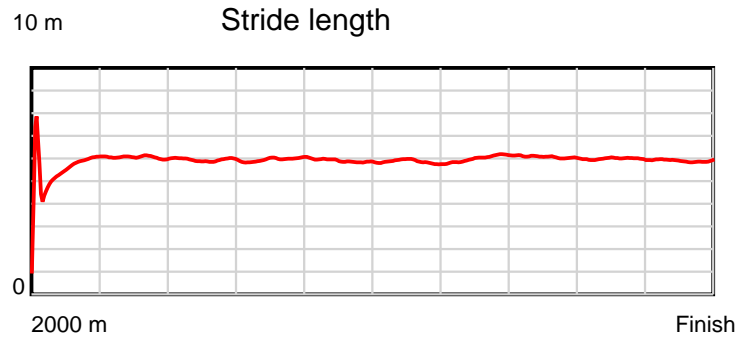
Disclaimer.

HRNZ and NZMTC and Thoroughbred Ratings Pty Ltd accepts no responsibility for the completeness or accuracy of any of the information contained herein, and makes no representations about its suitability for any particular purpose. Users should make their own judgements about those matters and/or seek independent advice. You assume all risks associated with use of the data provided on this page.

Race Results

June 16, 2024, Race 8, EQUINE PRODUCTS NEW ZEALAND PACE, Distance 2000m, Addington - Survey 3200m

Result	TAB no.	Horse (Barrier)	2000 to	1800m to	1600m to	1400m to	1200m to	1000m to	800m to	600m to	400m to	200m to	Total or	Margin
7th	1	Freedoms Beaut... (1)	1800m	1600m	1400m	1200m	1000m	800m	600m	400m	200m	WP	Average	
		Position in running (margin)	-	2(1.9)	2(1.9)	2(2.3)	3(1.9)	2(1.8)	3(2.0)	6(3.7)	5(5.5)	5(8.4)		8.80
		Sectional time (s)	16.11	14.68	15.24	14.94	15.55	15.64	14.59	14.82	14.99	14.95		
		Cumulative time (s)	151.51	135.40	120.72	105.48	90.54	74.99	59.35	44.76	29.94	14.95	2:31.51	
		Speed (m/s)	12.41	13.62	13.12	13.39	12.86	12.79	13.71	13.50	13.34	13.38	13.20	
		Stride length (m)	5.49	5.97	5.89	5.96	5.90	5.83	6.03	6.00	5.91	5.91	5.88	
		Stride duration (s)	0.435	0.438	0.449	0.445	0.458	0.456	0.440	0.445	0.443	0.442	0.446	
		Stride efficiency (%)	47.12	55.66	54.29	55.48	54.31	53.02	56.75	56.31	54.59	54.62	54.11	
		Stride count	36.42	33.51	33.93	33.57	33.93	34.33	33.19	33.32	33.84	33.83	339.87	



Note: Horizontal distance axis grid lines are 200m furlongs.

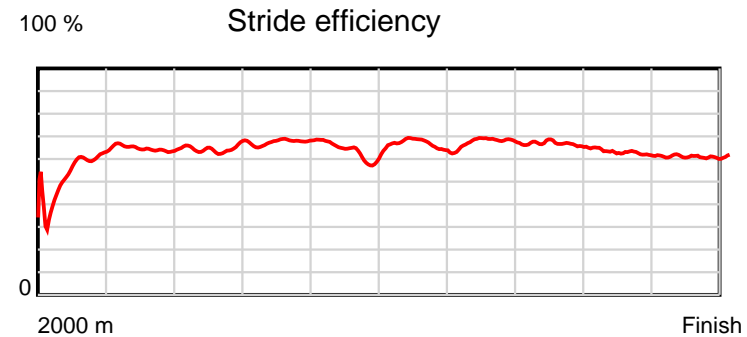
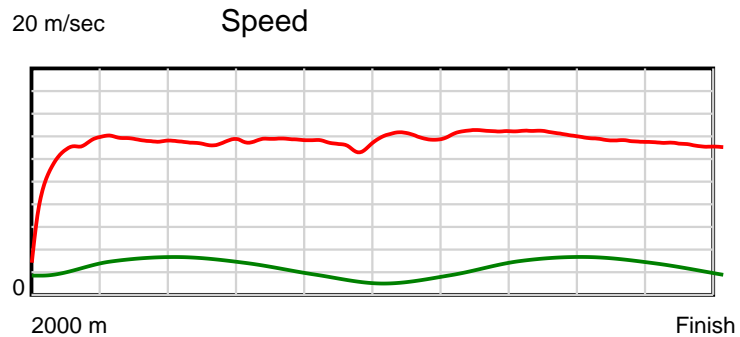
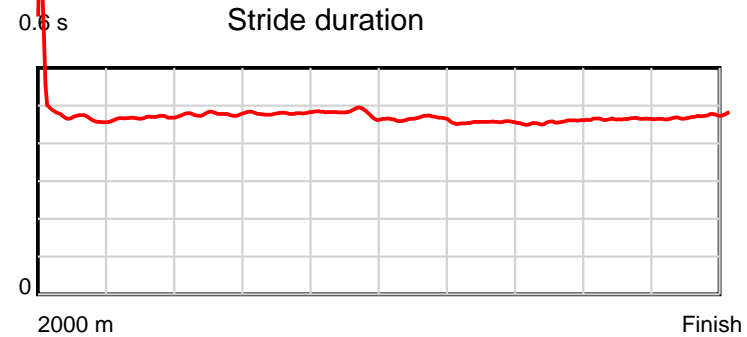
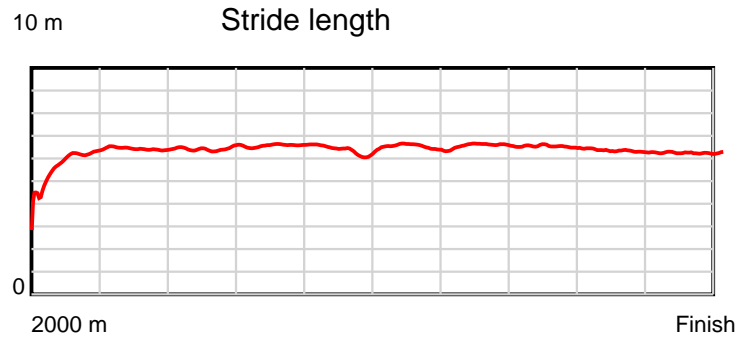
Disclaimer.

HRNZ and NZMTC and Thoroughbred Ratings Pty Ltd accepts no responsibility for the completeness or accuracy of any of the information contained herein, and makes no representations about its suitability for any particular purpose. Users should make their own judgements about those matters and/or seek independent advice. You assume all risks associated with use of the data provided on this page.

Race Results

June 16, 2024, Race 8, EQUINE PRODUCTS NEW ZEALAND PACE, Distance 2000m, Addington - Survey 3200m

Result	TAB no.	Horse (Barrier)	2000 to	1800m to	1600m to	1400m to	1200m to	1000m to	800m to	600m to	400m to	200m to	Total or	Margin
8th	3	Judys Watching (3)	1800m	1600m	1400m	1200m	1000m	800m	600m	400m	200m	WP	Average	
		Position in running (margin)	-	9(13.2)	10(15.0)	10(14.9)	10(12.7)	11(11.5)	9(6.0)	5(3.7)	3(3.6)	3(7.0)		8.80
		Sectional time (s)	17.96	14.97	15.15	14.64	15.36	14.71	13.90	14.53	15.06	15.23		
		Cumulative time (s)	151.51	133.55	118.58	103.43	88.79	73.43	58.72	44.82	30.29	15.23	2:31.51	
		Speed (m/s)	11.13	13.36	13.20	13.66	13.02	13.60	14.39	13.76	13.28	13.13	13.20	
		Stride length (m)	5.75	6.25	6.31	6.55	6.25	6.30	6.55	6.30	6.16	6.20	6.26	
		Stride duration (s)	0.475	0.468	0.478	0.479	0.480	0.464	0.455	0.458	0.464	0.472	0.474	
		Stride efficiency (%)	51.59	61.10	62.26	67.00	61.07	62.09	67.11	62.08	59.36	60.15	61.17	
		Stride count	34.81	31.98	31.68	30.54	31.99	31.73	30.52	31.73	32.45	32.24	319.67	



Note: Horizontal distance axis grid lines are 200m furlongs.

Disclaimer.

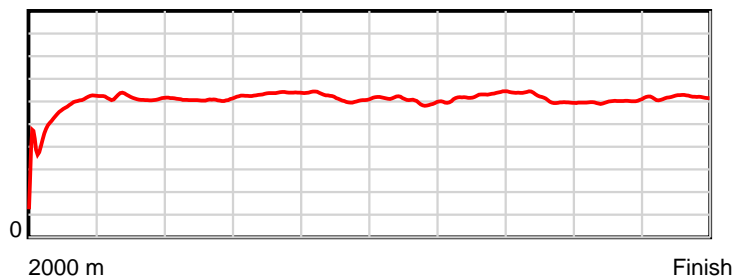
HRNZ and NZMTC and Thoroughbred Ratings Pty Ltd accepts no responsibility for the completeness or accuracy of any of the information contained herein, and makes no representations about its suitability for any particular purpose. Users should make their own judgements about those matters and/or seek independent advice. You assume all risks associated with use of the data provided on this page.

Race Results

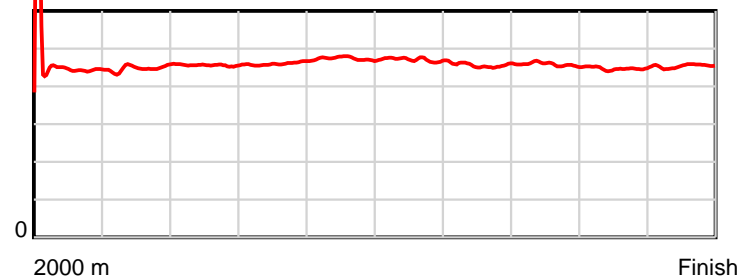
June 16, 2024, Race 8, EQUINE PRODUCTS NEW ZEALAND PACE, Distance 2000m, Addington - Survey 3200m

Result	TAB no.	Horse (Barrier)	2000 to	1800m to	1600m to	1400m to	1200m to	1000m to	800m to	600m to	400m to	200m to	Total or	Margin
10th	5	Darby (5)	1800m	1600m	1400m	1200m	1000m	800m	600m	400m	200m	WP	Average	
		Position in running (margin)	-	7(10.9)	8(10.6)	8(10.1)	7(6.7)	6(5.4)	7(5.6)	12(7.6)	12(10.1)	10(12.8)		11.00
		Sectional time (s)	17.58	14.63	15.10	14.43	15.35	15.65	14.62	14.95	14.95	14.67		
		Cumulative time (s)	151.93	134.35	119.72	104.62	90.19	74.84	59.19	44.57	29.62	14.67	2:31.93	
		Speed (m/s)	11.37	13.67	13.25	13.86	13.03	12.78	13.68	13.38	13.38	13.63	13.16	
		Stride length (m)	5.47	6.13	6.04	6.38	6.17	6.02	6.23	6.13	5.98	6.19	6.07	
		Stride duration (s)	0.457	0.448	0.456	0.460	0.474	0.471	0.455	0.458	0.447	0.454	0.461	
		Stride efficiency (%)	46.75	58.66	56.95	63.65	59.55	56.65	60.63	58.71	55.88	59.97	57.48	
		Stride count	36.57	32.64	33.13	31.34	32.40	33.22	32.11	32.63	33.44	32.28	329.76	

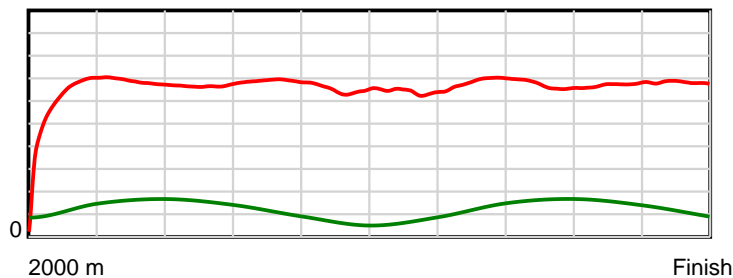
10 m Stride length



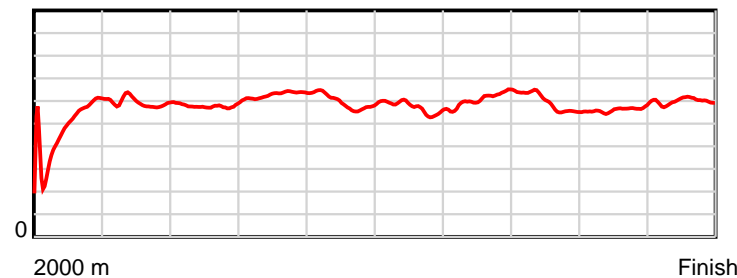
0.5 s Stride duration



20 m/sec Speed



100 % Stride efficiency



Note: Horizontal distance axis grid lines are 200m furlongs.

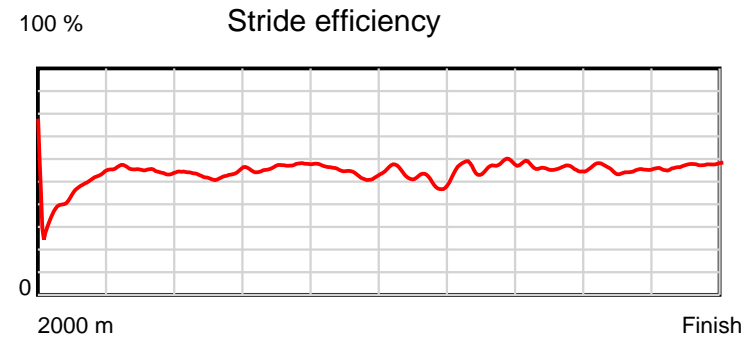
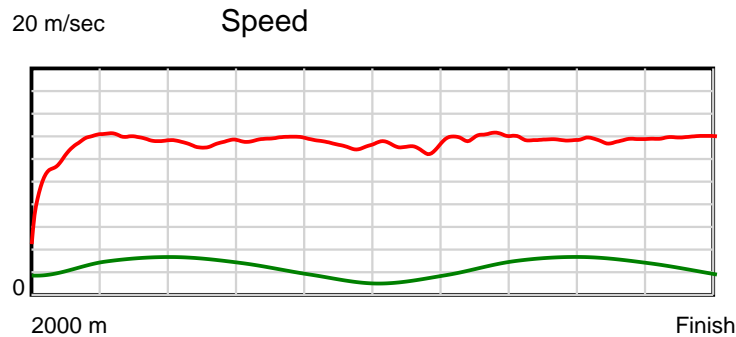
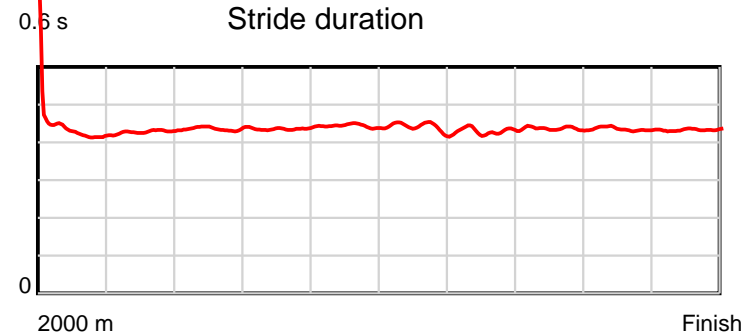
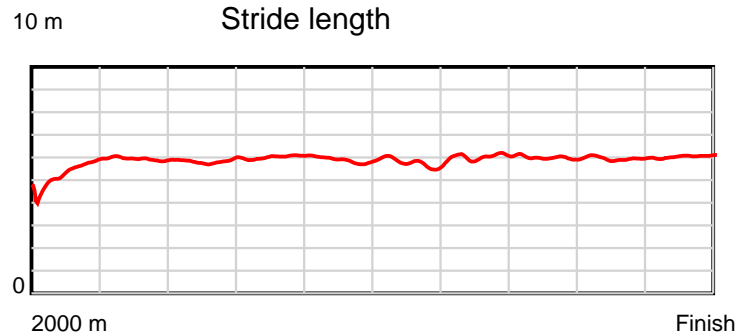
Disclaimer.

HRNZ and NZMTC and Thoroughbred Ratings Pty Ltd accepts no responsibility for the completeness or accuracy of any of the information contained herein, and makes no representations about its suitability for any particular purpose. Users should make their own judgements about those matters and/or seek independent advice. You assume all risks associated with use of the data provided on this page.

Race Results

June 16, 2024, Race 8, EQUINE PRODUCTS NEW ZEALAND PACE, Distance 2000m, Addington - Survey 3200m

Result	TAB no.	Horse (Barrier)	2000 to	1800m to	1600m to	1400m to	1200m to	1000m to	800m to	600m to	400m to	200m to	Total or	Margin
11th	13	Hoo Haa (13)	1800m	1600m	1400m	1200m	1000m	800m	600m	400m	200m	WP	Average	
		Position in running (margin)	-	14(16.9)	11(16.5)	11(15.7)	11(12.9)	10(10.3)	12(8.6)	13(9.1)	13(11.9)	12(16.0)		12.10
		Sectional time (s)	18.69	14.61	15.04	14.53	15.14	15.33	14.36	15.00	15.19	14.24		
		Cumulative time (s)	152.13	133.44	118.83	103.79	89.26	74.12	58.79	44.43	29.43	14.24	2:32.13	
		Speed (m/s)	10.70	13.69	13.30	13.76	13.21	13.05	13.93	13.33	13.17	14.04	13.15	
		Stride length (m)	5.31	5.85	5.80	6.00	5.85	5.75	6.00	5.82	5.73	6.09	5.81	
		Stride duration (s)	0.432	0.428	0.436	0.436	0.443	0.440	0.431	0.437	0.435	0.433	0.442	
		Stride efficiency (%)	44.10	53.55	52.54	56.22	53.53	51.60	56.20	52.93	51.34	57.91	52.80	
		Stride count	37.65	34.17	34.49	33.34	34.17	34.80	33.35	34.36	34.89	32.85	344.07	



Note: Horizontal distance axis grid lines are 200m furlongs.

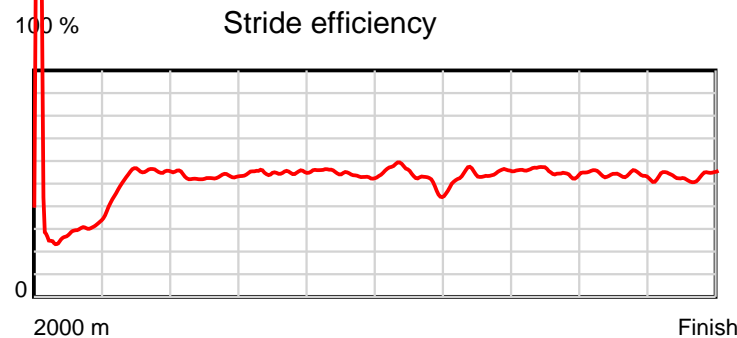
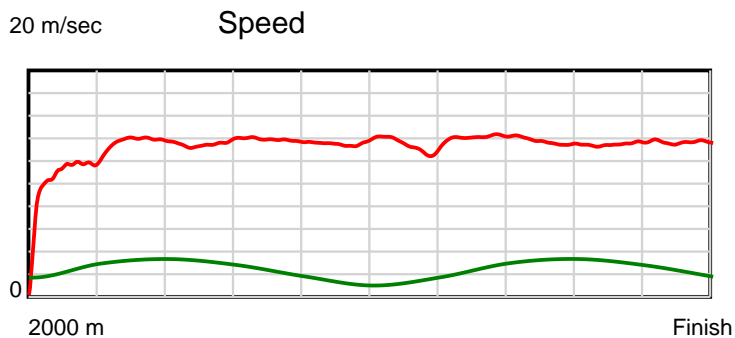
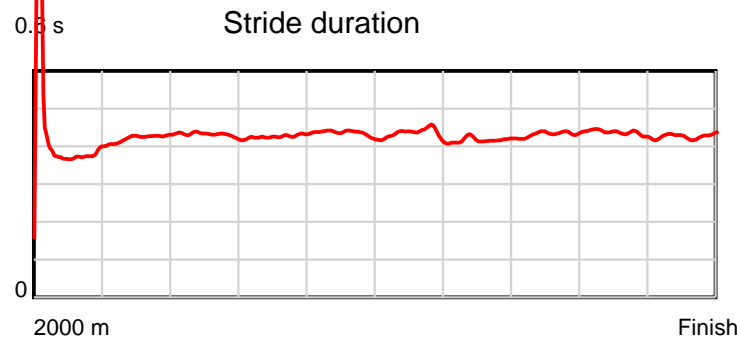
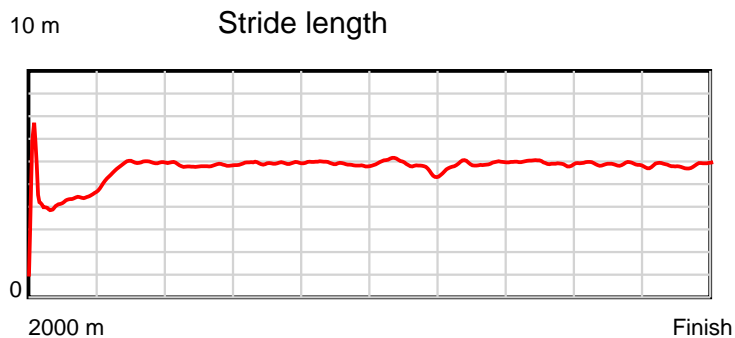
Disclaimer.

HRNZ and NZMTC and Thoroughbred Ratings Pty Ltd accepts no responsibility for the completeness or accuracy of any of the information contained herein, and makes no representations about its suitability for any particular purpose. Users should make their own judgements about those matters and/or seek independent advice. You assume all risks associated with use of the data provided on this page.

Race Results

June 16, 2024, Race 8, EQUINE PRODUCTS NEW ZEALAND PACE, Distance 2000m, Addington - Survey 3200m

Result	TAB no.	Horse (Barrier)	2000 to	1800m to	1600m to	1400m to	1200m to	1000m to	800m to	600m to	400m to	200m to	Total or	Margin
12th	4	Newbiemains Ar... (4)	1800m	1600m	1400m	1200m	1000m	800m	600m	400m	200m	WP	Average	
		Position in running (margin)	-	15(22.0)	15(23.0)	14(21.3)	14(18.3)	13(14.0)	14(11.0)	14(10.7)	14(12.2)	11(15.5)		13.70
		Sectional time (s)	19.45	14.83	14.90	14.50	14.86	15.11	14.24	14.78	15.06	14.69		
		Cumulative time (s)	152.42	132.97	118.14	103.24	88.74	73.88	58.77	44.53	29.75	14.69	2:32.42	
		Speed (m/s)	10.28	13.49	13.42	13.79	13.46	13.24	14.04	13.53	13.28	13.61	13.12	
		Stride length (m)	4.30	5.69	5.78	5.89	5.84	5.75	5.87	5.86	5.77	5.84	5.61	
		Stride duration (s)	0.400	0.422	0.431	0.427	0.434	0.434	0.418	0.433	0.435	0.429	0.428	
		Stride efficiency (%)	28.93	50.66	52.24	54.22	53.33	51.59	53.76	53.75	52.12	53.24	49.25	
		Stride count	46.48	35.12	34.59	33.95	34.23	34.81	34.10	34.10	34.63	34.26	356.27	



Note: Horizontal distance axis grid lines are 200m furlongs.

Disclaimer.

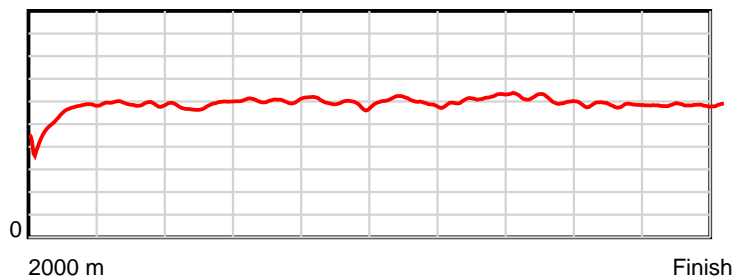
HRNZ and NZMTC and Thoroughbred Ratings Pty Ltd accepts no responsibility for the completeness or accuracy of any of the information contained herein, and makes no representations about its suitability for any particular purpose. Users should make their own judgements about those matters and/or seek independent advice. You assume all risks associated with use of the data provided on this page.

Race Results

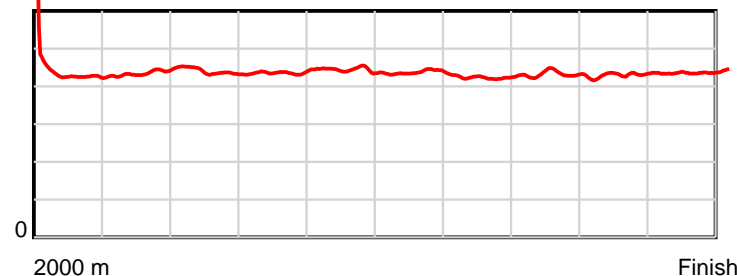
June 16, 2024, Race 8, EQUINE PRODUCTS NEW ZEALAND PACE, Distance 2000m, Addington - Survey 3200m

Result	TAB no.	Horse (Barrier)	2000 to	1800m to	1600m to	1400m to	1200m to	1000m to	800m to	600m to	400m to	200m to	Total or	Margin
13th	17	Major Tommy (16)	1800m	1600m	1400m	1200m	1000m	800m	600m	400m	200m	WP	Average	
		Position in running (margin)	-	11(14.5)	14(20.7)	15(22.7)	15(19.2)	15(18.6)	15(14.3)	15(10.7)	15(13.8)	15(18.4)		18.20
		Sectional time (s)	18.41	15.69	15.52	14.42	15.47	14.90	13.69	15.04	15.27	14.85		
		Cumulative time (s)	153.26	134.85	119.16	103.64	89.22	73.75	58.85	45.16	30.12	14.85	2:33.26	
		Speed (m/s)	10.86	12.75	12.89	13.87	12.93	13.42	14.61	13.30	13.10	13.47	13.05	
		Stride length (m)	5.22	5.55	5.66	6.06	5.73	5.86	6.19	5.72	5.66	5.89	5.74	
		Stride duration (s)	0.436	0.436	0.439	0.437	0.443	0.436	0.424	0.430	0.432	0.437	0.440	
		Stride efficiency (%)	42.64	48.21	49.98	57.42	51.33	53.67	59.81	51.14	50.02	54.20	51.53	
		Stride count	38.29	36.01	35.36	32.99	34.90	34.13	32.33	34.96	35.35	33.96	348.28	

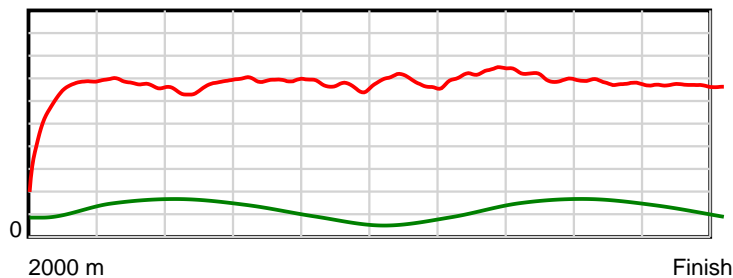
10 m Stride length



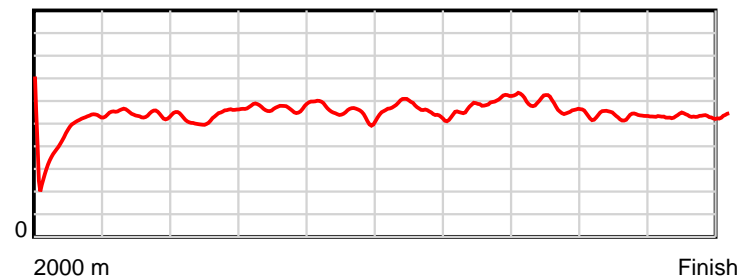
0.6 s Stride duration



20 m/sec Speed



100 % Stride efficiency



Note: Horizontal distance axis grid lines are 200m furlongs.

Disclaimer.

HRNZ and NZMTC and Thoroughbred Ratings Pty Ltd accepts no responsibility for the completeness or accuracy of any of the information contained herein, and makes no representations about its suitability for any particular purpose. Users should make their own judgements about those matters and/or seek independent advice. You assume all risks associated with use of the data provided on this page.



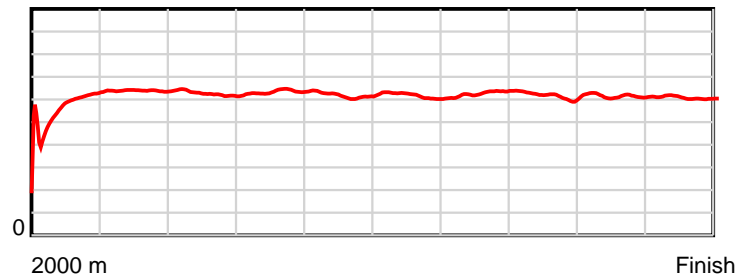
Race Results



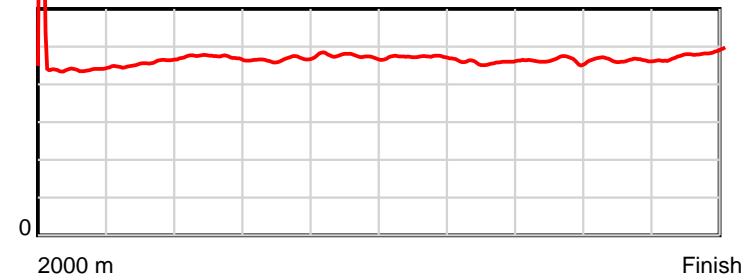
June 16, 2024, Race 8, EQUINE PRODUCTS NEW ZEALAND PACE, Distance 2000m, Addington - Survey 3200m

Result	TAB no.	Horse (Barrier)	2000 to	1800m to	1600m to	1400m to	1200m to	1000m to	800m to	600m to	400m to	200m to	Total or	Margin
14th	6	Glen Elgin Hal... (6)	1800m	1600m	1400m	1200m	1000m	800m	600m	400m	200m	WP	Average	
		Position in running (margin)	-	5(4.9)	4(4.4)	5(5.2)	4(3.6)	4(3.9)	4(3.4)	7(5.2)	11(10.0)	13(16.2)		20.50
		Sectional time (s)	16.49	14.60	15.31	14.74	15.61	15.52	14.60	15.34	15.52	15.95		
		Cumulative time (s)	153.68	137.19	122.59	107.28	92.54	76.93	61.41	46.81	31.47	15.95	2:33.68	
		Speed (m/s)	12.13	13.70	13.06	13.57	12.81	12.89	13.70	13.04	12.89	12.54	13.01	
		Stride length (m)	5.53	6.26	6.17	6.34	6.08	6.10	6.28	6.05	5.98	6.05	6.08	
		Stride duration (s)	0.444	0.457	0.473	0.467	0.475	0.473	0.458	0.464	0.464	0.482	0.467	
		Stride efficiency (%)	47.72	61.16	59.58	62.75	57.80	58.13	61.64	57.12	55.92	57.13	57.67	
		Stride count	36.19	31.97	32.39	31.56	32.88	32.79	31.84	33.08	33.43	33.08	329.21	

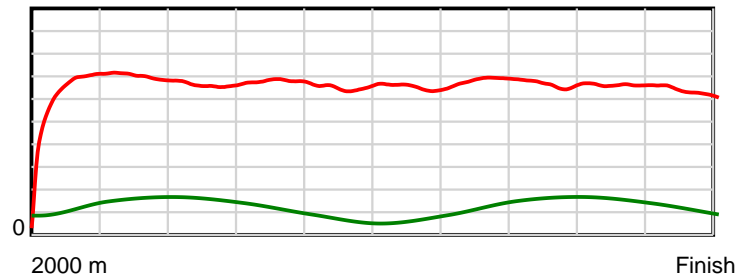
10 m Stride length



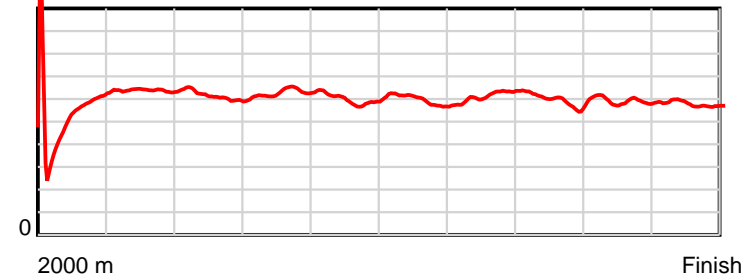
0.6 s Stride duration



20 m/sec Speed



100 % Stride efficiency



Note: Horizontal distance axis grid lines are 200m furlongs.

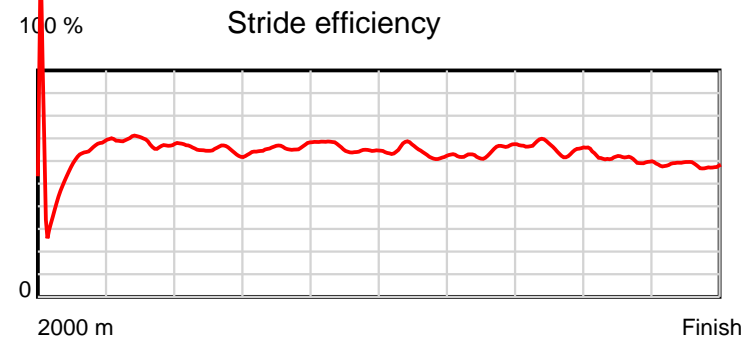
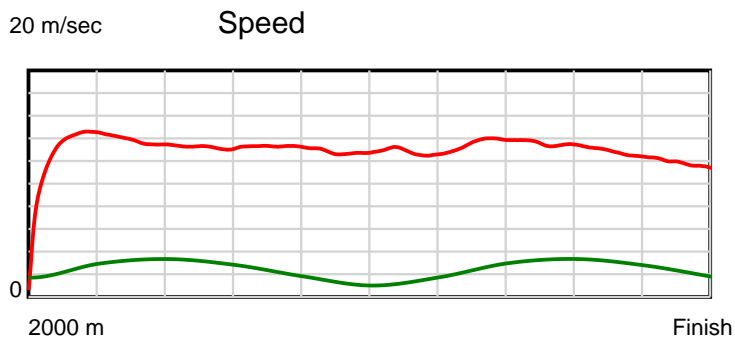
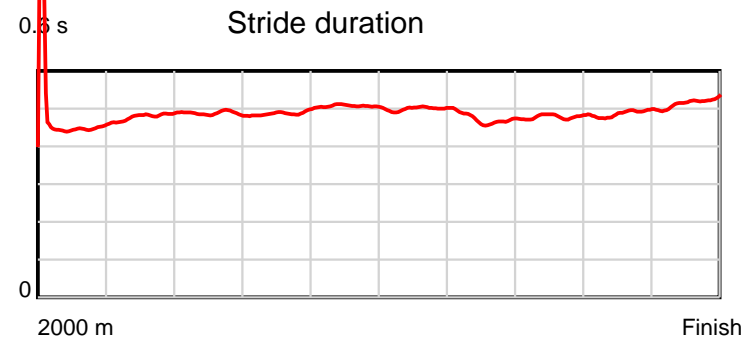
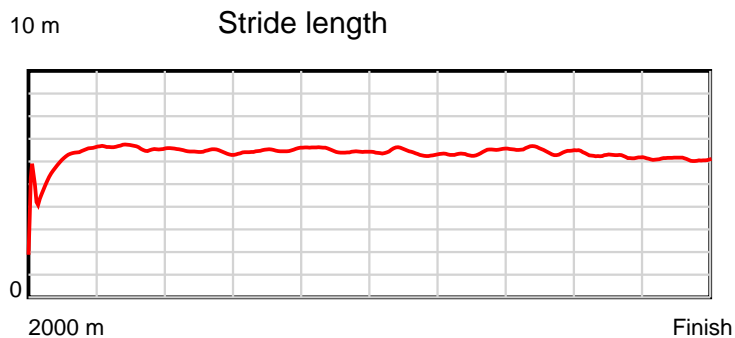
Disclaimer.

HRNZ and NZMTC and Thoroughbred Ratings Pty Ltd accepts no responsibility for the completeness or accuracy of any of the information contained herein, and makes no representations about its suitability for any particular purpose. Users should make their own judgements about those matters and/or seek independent advice. You assume all risks associated with use of the data provided on this page.

Race Results

June 16, 2024, Race 8, EQUINE PRODUCTS NEW ZEALAND PACE, Distance 2000m, Addington - Survey 3200m

Result	TAB no.	Horse (Barrier)	2000 to	1800m to	1600m to	1400m to	1200m to	1000m to	800m to	600m to	400m to	200m to	Total or	Margin
15th	10	Beauview Topaz (10)	1800m	1600m	1400m	1200m	1000m	800m	600m	400m	200m	WP	Average	
		Position in running (margin)	-	1(0.0)	1(0.0)	1(0.0)	1(0.0)	1(0.0)	1(0.0)	3(1.8)	4(3.8)	7(10.2)		21.30
		Sectional time (s)	15.75	14.67	15.18	15.01	15.57	15.61	14.60	14.85	15.58	17.01		
		Cumulative time (s)	153.83	138.08	123.41	108.23	93.22	77.65	62.04	47.44	32.59	17.01	2:33.83	
		Speed (m/s)	12.69	13.63	13.18	13.32	12.85	12.81	13.70	13.47	12.84	11.76	13.00	
		Stride length (m)	5.78	6.53	6.42	6.51	6.51	6.41	6.46	6.44	6.26	6.09	6.33	
		Stride duration (s)	0.454	0.479	0.488	0.489	0.507	0.500	0.472	0.478	0.488	0.518	0.487	
		Stride efficiency (%)	52.14	66.73	64.50	66.25	66.27	64.12	65.24	64.88	61.33	57.99	62.69	
		Stride count	34.62	30.61	31.13	30.72	30.71	31.22	30.95	31.04	31.93	32.83	315.76	



Note: Horizontal distance axis grid lines are 200m furlongs.

Disclaimer.


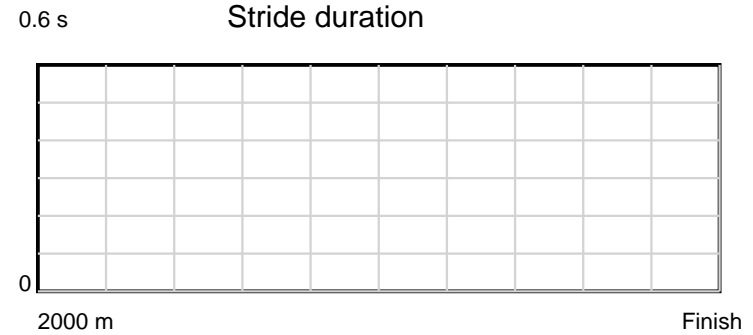
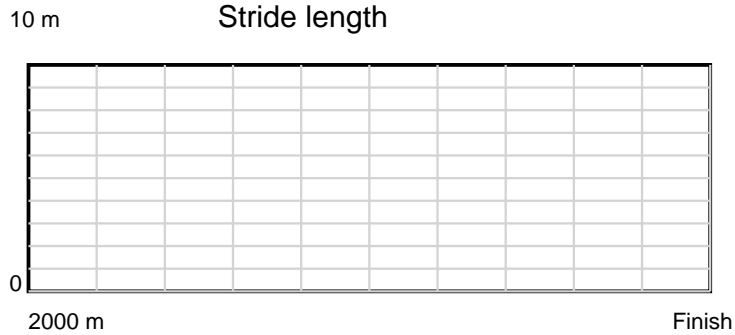
HRNZ and NZMTC and Thoroughbred Ratings Pty Ltd accepts no responsibility for the completeness or accuracy of any of the information contained herein, and makes no representations about its suitability for any particular purpose. Users should make their own judgements about those matters and/or seek independent advice. You assume all risks associated with use of the data provided on this page.



Race Results

June 16, 2024, Race 8, EQUINE PRODUCTS NEW ZEALAND PACE, Distance 2000m, Addington - Survey 3200m

Result	TAB no.	Horse (Barrier)	2000 to 1800m	1800m to 1600m	1600m to 1400m	1400m to 1200m	1200m to 1000m	1000m to 800m	800m to 600m	600m to 400m	400m to 200m	200m to WP	Total or Average	Margin
16th	8	Spectator (8)												
		Position in running (margin)	-	3(1.9)	3(2.7)	3(3.3)	2(1.7)	3(1.8)	2(1.5)	4(3.1)	9(8.3)	14(18.0)		25.10
		Sectional time (s)	16.10	14.80	15.28	14.74	15.58	15.56	14.56	15.41	16.11	16.39		
		Cumulative time (s)	154.53	138.43	123.63	108.35	93.61	78.03	62.47	47.91	32.50	16.39	2:34.53	
		Speed (m/s)	12.42	13.51	13.09	13.57	12.84	12.85	13.74	12.98	12.41	12.20	12.94	
		Stride length (m)	0.00	0.00	0.00	0.00	0.00	0.00	0.00	0.00	0.00	0.00	nan	
		Stride duration (s)	0.000	0.000	0.000	0.000	0.000	0.000	0.000	0.000	0.000	0.000	nan	
		Stride efficiency (%)	0.00	0.00	0.00	0.00	0.00	0.00	0.00	0.00	0.00	0.00	nan	
		Stride count	0.00	0.00	0.00	0.00	0.00	0.00	0.00	0.00	0.00	0.00	0.00	



Note: Horizontal distance axis grid lines are 200m furlongs.

Disclaimer.
 HRNZ and NZMTC and Thoroughbred Ratings Pty Ltd accepts no responsibility for the completeness or accuracy of any of the information contained herein, and makes no representations about its suitability for any particular purpose. Users should make their own judgements about those matters and/or seek independent advice. You assume all risks associated with use of the data provided on this page.