



Race Results

NZ Metropolitan Trotting Club Inc, HRNZ, June 21, 2024

Compilation date: June 21, 2024, 9:39:23 PM (NZST)

Copyright © 2024 HRNZ and NZMTC. All rights reserved.

Trademarks.

StrideMASTER is a registered trademark of Thoroughbred Ratings Pty Ltd.

Disclaimer.

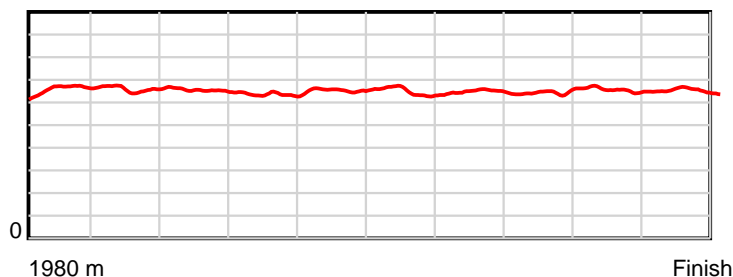
HRNZ and NZMTC and Thoroughbred Ratings Pty Ltd accepts no responsibility for the completeness or accuracy of any of the information contained herein, and makes no representations about its suitability for any particular purpose. Users should make their own judgements about those matters and/or seek independent advice. You assume all risks associated with use of the data provided on this page.

Race Results

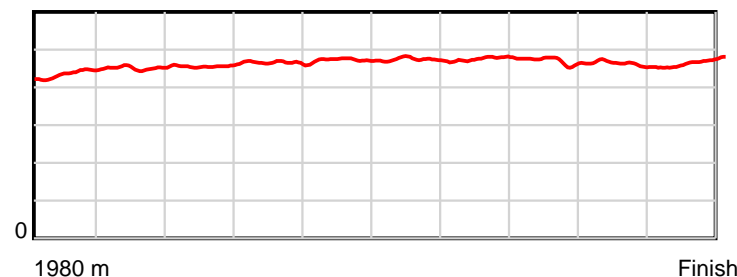
June 21, 2024, Race 10, GOLD BAND TAXIS MOBILE PACE, Distance 1980m, Addington - Survey 1980m

Result	TAB no.	Horse (Barrier)	1980 to	1800m to	1600m to	1400m to	1200m to	1000m to	800m to	600m to	400m to	200m to	Total or	Margin
1st	4	Commander Joe (4)	1800m	1600m	1400m	1200m	1000m	800m	600m	400m	200m	WP	Average	
		Position in running (margin)	-	4(1.9)	5(4.8)	2(1.7)	4(2.5)	4(2.3)	3(2.1)	4(2.4)	3(2.9)	2(0.2)		0.00
		Sectional time (s)	12.15	14.41	14.26	14.55	14.55	14.83	14.67	14.91	14.36	14.34		
		Cumulative time (s)	143.03	130.88	116.47	102.21	87.66	73.11	58.28	43.61	28.70	14.34	2:23.03	
		Speed (m/s)	14.81	13.88	14.03	13.75	13.75	13.49	13.63	13.41	13.93	13.95	13.84	
		Stride length (m)	6.56	6.27	6.40	6.39	6.51	6.38	6.49	6.29	6.43	6.52	6.42	
		Stride duration (s)	0.436	0.452	0.456	0.465	0.473	0.473	0.476	0.469	0.462	0.467	0.464	
		Stride efficiency (%)	67.20	61.50	63.94	63.89	66.16	63.70	65.92	61.82	64.61	66.44	64.45	
		Stride count	27.45	31.88	31.27	31.28	30.74	31.33	30.79	31.80	31.10	30.67	308.31	

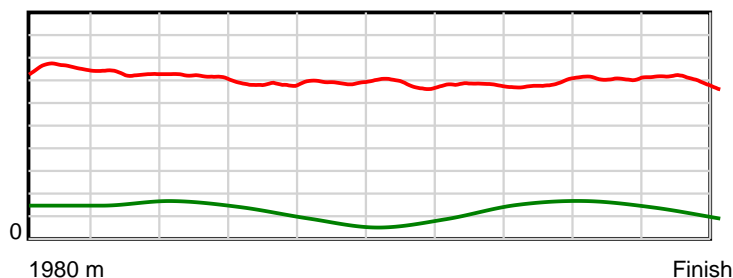
10 m Stride length



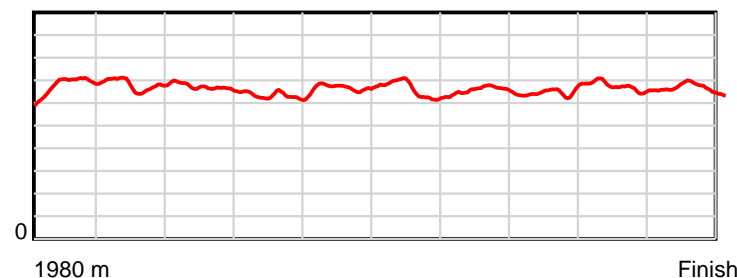
0.6 s Stride duration



20 m/sec Speed



100 % Stride efficiency



Note: Horizontal distance axis grid lines are 200m furlongs.

Disclaimer.

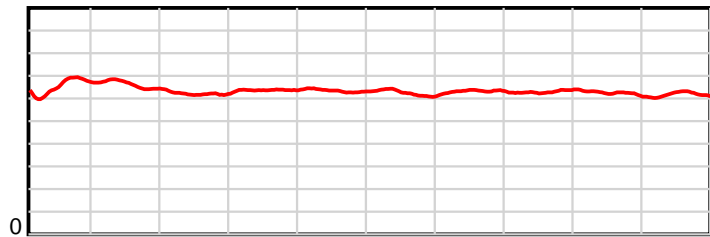
HRNZ and NZMTC and Thoroughbred Ratings Pty Ltd accepts no responsibility for the completeness or accuracy of any of the information contained herein, and makes no representations about its suitability for any particular purpose. Users should make their own judgements about those matters and/or seek independent advice. You assume all risks associated with use of the data provided on this page.

Race Results

June 21, 2024, Race 10, GOLD BAND TAXIS MOBILE PACE, Distance 1980m, Addington - Survey 1980m

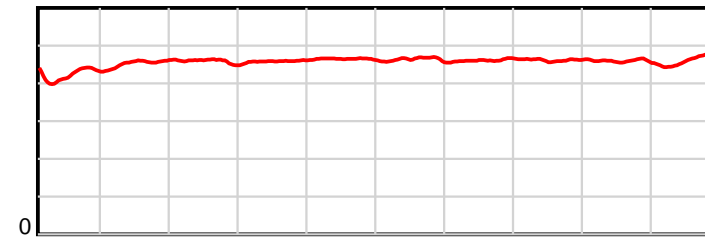
Result	TAB no.	Horse (Barrier)	1980 to	1800m to	1600m to	1400m to	1200m to	1000m to	800m to	600m to	400m to	200m to	Total or	Margin
2nd	7	The Real McCoy (7)	1800m	1600m	1400m	1200m	1000m	800m	600m	400m	200m	WP	Average	
		Position in running (margin)	-	1(0.0)	1(0.0)	1(0.0)	1(0.0)	1(0.0)	1(0.0)	1(0.0)	1(0.0)	1(0.0)		4.00
		Sectional time (s)	11.62	13.92	14.78	14.43	14.59	14.86	14.61	14.83	14.82	15.31		
		Cumulative time (s)	143.77	132.15	118.23	103.45	89.02	74.43	59.57	44.96	30.13	15.31	2:23.77	
		Speed (m/s)	15.49	14.37	13.53	13.86	13.71	13.46	13.69	13.49	13.50	13.06	13.77	
		Stride length (m)	6.48	6.53	6.19	6.36	6.37	6.23	6.31	6.23	6.19	6.10	6.30	
		Stride duration (s)	0.422	0.455	0.458	0.459	0.465	0.463	0.461	0.462	0.459	0.467	0.457	
		Stride efficiency (%)	65.55	66.68	59.96	63.25	63.43	60.73	62.27	60.69	59.90	58.12	61.95	
		Stride count	27.79	30.62	32.29	31.44	31.39	32.08	31.68	32.09	32.30	32.79	314.47	

10 m Stride length



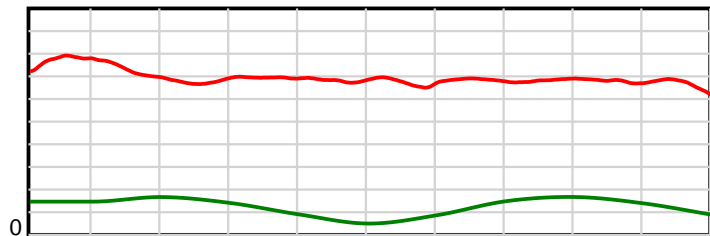
1980 m Finish

0.6 s Stride duration



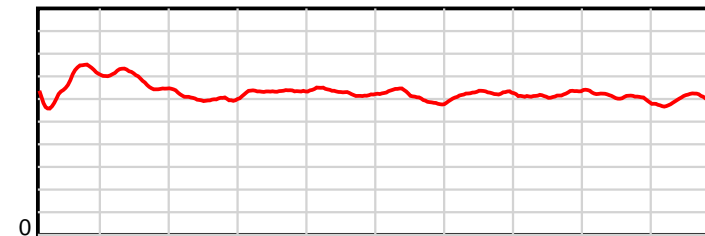
1980 m Finish

20 m/sec Speed



1980 m Finish

100 % Stride efficiency



1980 m Finish

Note: Horizontal distance axis grid lines are 200m furlongs.

Disclaimer.

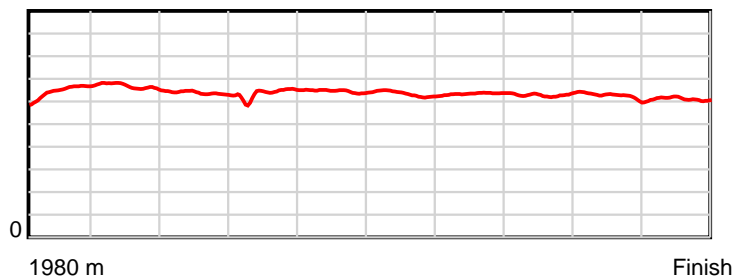
HRNZ and NZMTC and Thoroughbred Ratings Pty Ltd accepts no responsibility for the completeness or accuracy of any of the information contained herein, and makes no representations about its suitability for any particular purpose. Users should make their own judgements about those matters and/or seek independent advice. You assume all risks associated with use of the data provided on this page.

Race Results

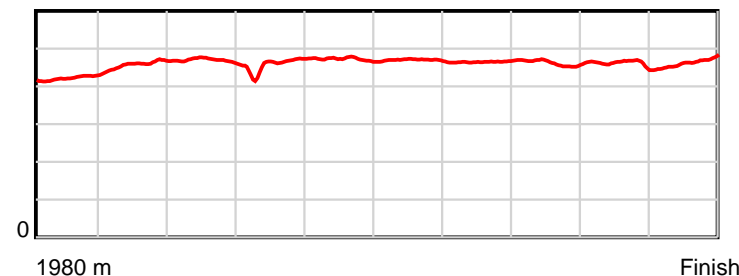
June 21, 2024, Race 10, GOLD BAND TAXIS MOBILE PACE, Distance 1980m, Addington - Survey 1980m

Result	TAB no.	Horse (Barrier)	1980 to	1800m to	1600m to	1400m to	1200m to	1000m to	800m to	600m to	400m to	200m to	Total or	Margin
3rd	1	Choco Lou (1)	1800m	1600m	1400m	1200m	1000m	800m	600m	400m	200m	WP	Average	
		Position in running (margin)	-	3(1.8)	2(2.0)	3(2.3)	3(1.8)	3(2.0)	4(2.3)	3(2.4)	2(2.1)	3(1.4)		5.80
		Sectional time (s)	12.15	13.96	14.82	14.35	14.61	14.91	14.63	14.77	14.70	15.21		
		Cumulative time (s)	144.11	131.96	118.00	103.18	88.83	74.22	59.31	44.68	29.91	15.21	2:24.11	
		Speed (m/s)	14.81	14.33	13.50	13.94	13.69	13.41	13.67	13.54	13.61	13.15	13.74	
		Stride length (m)	6.42	6.57	6.33	6.38	6.45	6.30	6.35	6.25	6.26	6.10	6.34	
		Stride duration (s)	0.423	0.459	0.469	0.458	0.472	0.470	0.465	0.462	0.460	0.464	0.461	
		Stride efficiency (%)	64.39	67.52	62.60	63.57	65.10	62.05	63.07	61.11	61.31	58.20	62.81	
		Stride count	28.04	30.43	31.60	31.36	30.99	31.74	31.48	31.98	31.93	32.77	312.32	

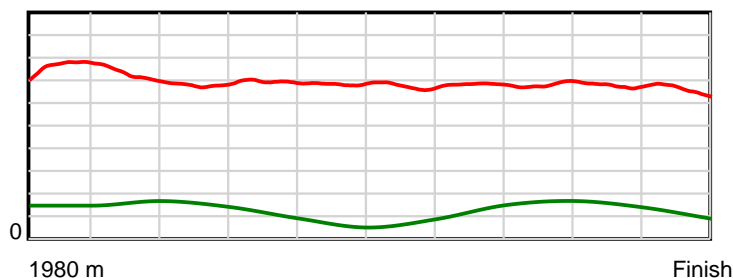
10 m Stride length



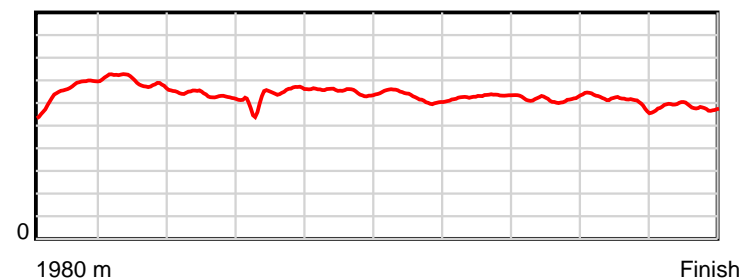
0.6 s Stride duration



20 m/sec Speed



100 % Stride efficiency



Note: Horizontal distance axis grid lines are 200m furlongs.

Disclaimer.

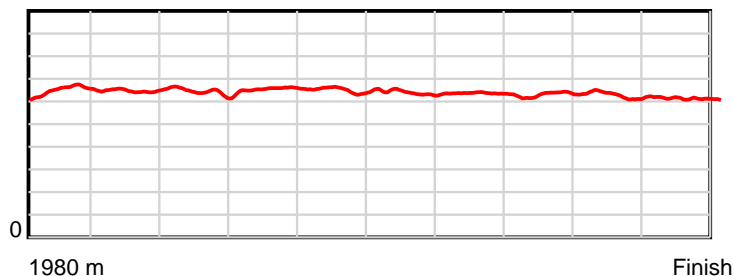
HRNZ and NZMTC and Thoroughbred Ratings Pty Ltd accepts no responsibility for the completeness or accuracy of any of the information contained herein, and makes no representations about its suitability for any particular purpose. Users should make their own judgements about those matters and/or seek independent advice. You assume all risks associated with use of the data provided on this page.

Race Results

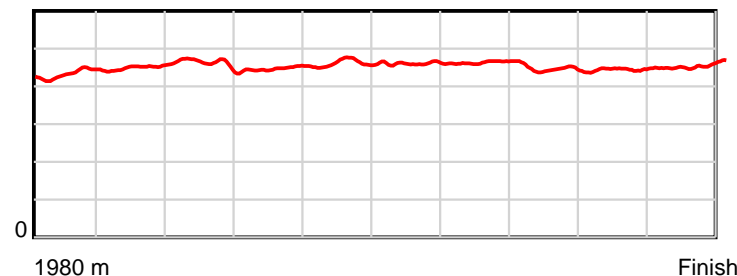
June 21, 2024, Race 10, GOLD BAND TAXIS MOBILE PACE, Distance 1980m, Addington - Survey 1980m

Result	TAB no.	Horse (Barrier)	1980 to	1800m to	1600m to	1400m to	1200m to	1000m to	800m to	600m to	400m to	200m to	Total or	Margin
4th	11	Bettor Be Shar... (10)	1800m	1600m	1400m	1200m	1000m	800m	600m	400m	200m	WP	Average	
		Position in running (margin)	-	8(4.8)	8(8.0)	8(7.7)	6(4.1)	6(4.5)	6(4.0)	5(4.1)	5(3.6)	4(2.7)		5.90
		Sectional time (s)	12.56	14.46	14.73	13.83	14.66	14.78	14.63	14.74	14.66	15.07		
		Cumulative time (s)	144.12	131.56	117.10	102.37	88.54	73.88	59.10	44.47	29.73	15.07	2:24.12	
		Speed (m/s)	14.33	13.83	13.58	14.46	13.64	13.53	13.67	13.57	13.64	13.27	13.74	
		Stride length (m)	6.43	6.22	6.26	6.47	6.29	6.23	6.34	6.02	6.08	6.04	6.23	
		Stride duration (s)	0.434	0.450	0.461	0.448	0.461	0.461	0.464	0.444	0.446	0.455	0.454	
		Stride efficiency (%)	64.52	60.41	61.26	65.51	61.91	60.68	62.78	56.69	57.73	56.95	60.71	
		Stride count	28.01	32.17	31.94	30.89	31.78	32.09	31.55	33.20	32.91	33.13	317.67	

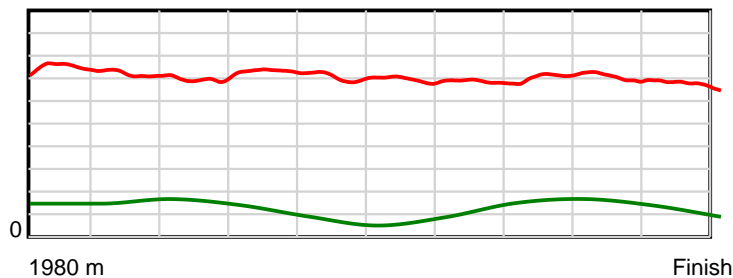
10 m Stride length



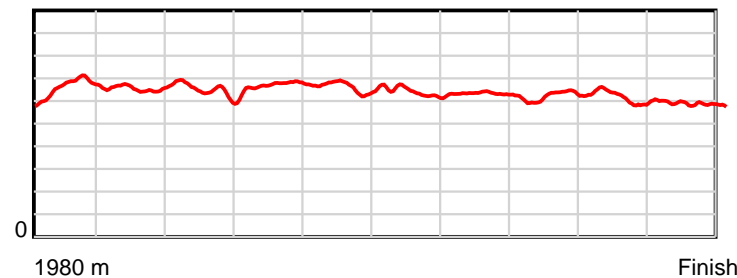
0.6 s Stride duration



20 m/sec Speed



100 % Stride efficiency



Note: Horizontal distance axis grid lines are 200m furlongs.

Disclaimer.

HRNZ and NZMTC and Thoroughbred Ratings Pty Ltd accepts no responsibility for the completeness or accuracy of any of the information contained herein, and makes no representations about its suitability for any particular purpose. Users should make their own judgements about those matters and/or seek independent advice. You assume all risks associated with use of the data provided on this page.

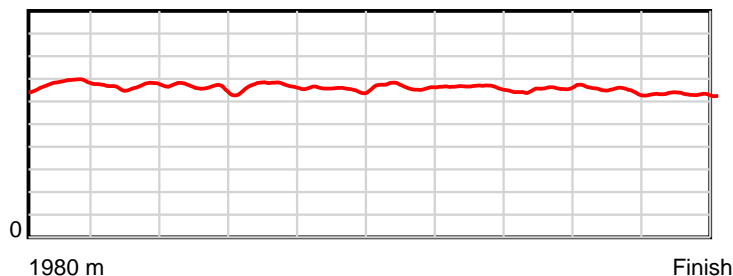


Race Results

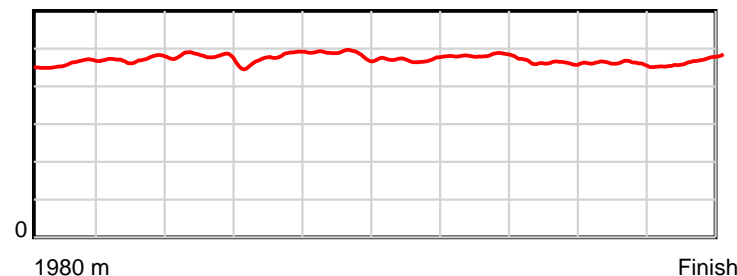
June 21, 2024, Race 10, GOLD BAND TAXIS MOBILE PACE, Distance 1980m, Addington - Survey 1980m

Result	TAB no.	Horse (Barrier)	1980 to	1800m to	1600m to	1400m to	1200m to	1000m to	800m to	600m to	400m to	200m to	Total or	Margin
5th	12	Captain Kobe (11)	1800m	1600m	1400m	1200m	1000m	800m	600m	400m	200m	WP	Average	
		Position in running (margin)	-	9(5.7)	9(9.8)	10(9.6)	10(8.3)	10(10.7)	9(8.1)	9(7.5)	7(5.3)	6(4.2)		6.00
		Sectional time (s)	12.87	14.62	14.73	14.22	14.98	14.43	14.51	14.46	14.64	14.69		
		Cumulative time (s)	144.15	131.28	116.66	101.93	87.71	72.73	58.30	43.79	29.33	14.69	2:24.15	
		Speed (m/s)	13.98	13.68	13.58	14.06	13.35	13.86	13.78	13.83	13.66	13.61	13.74	
		Stride length (m)	6.78	6.46	6.50	6.73	6.48	6.54	6.63	6.39	6.29	6.38	6.51	
		Stride duration (s)	0.460	0.472	0.478	0.478	0.485	0.472	0.481	0.462	0.461	0.469	0.474	
		Stride efficiency (%)	71.75	65.11	65.94	70.76	65.63	66.76	68.77	63.79	61.85	63.59	66.25	
		Stride count	26.56	30.98	30.79	29.72	30.86	30.60	30.15	31.30	31.79	31.35	304.10	

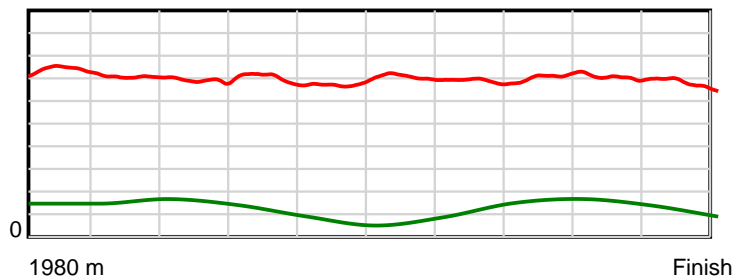
10 m Stride length



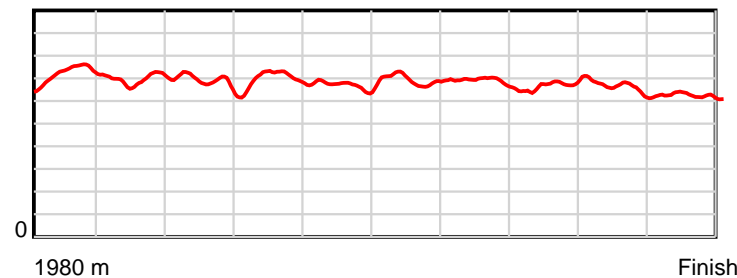
0.6 s Stride duration



20 m/sec Speed



100 % Stride efficiency



Note: Horizontal distance axis grid lines are 200m furlongs.


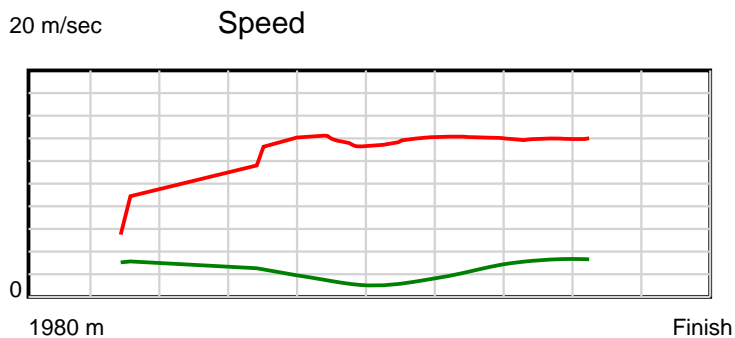
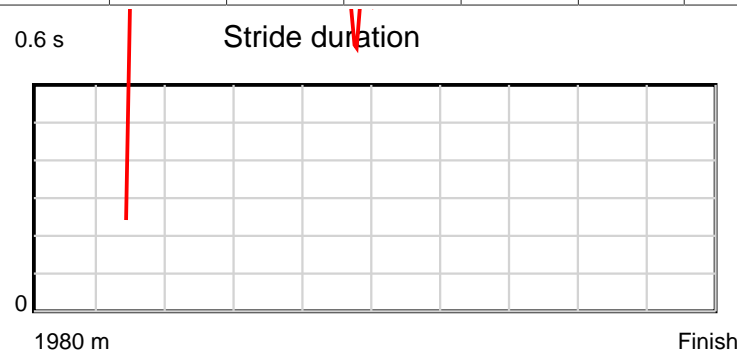
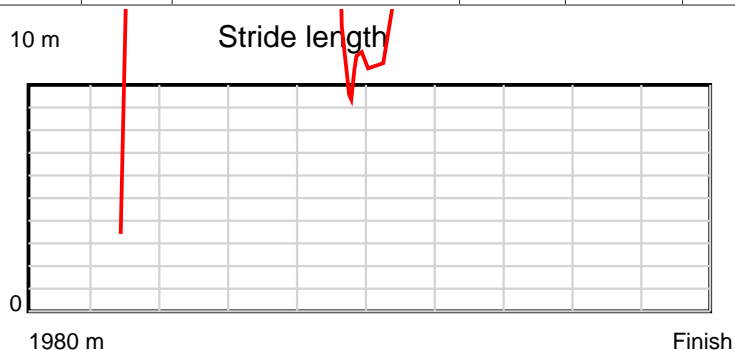
Disclaimer.

HRNZ and NZMTC and Thoroughbred Ratings Pty Ltd accepts no responsibility for the completeness or accuracy of any of the information contained herein, and makes no representations about its suitability for any particular purpose. Users should make their own judgements about those matters and/or seek independent advice. You assume all risks associated with use of the data provided on this page.

Race Results

June 21, 2024, Race 10, GOLD BAND TAXIS MOBILE PACE, Distance 1980m, Addington - Survey 1980m

Result	TAB no.	Horse (Barrier)	1980 to	1800m to	1600m to	1400m to	1200m to	1000m to	800m to	600m to	400m to	200m to	Total or	Margin
6th	8	Fusion Reactor (8)	1800m	1600m	1400m	1200m	1000m	800m	600m	400m	200m	WP	Average	
		Position in running (margin)	-	12(12.5)	12(19.7)	12(17.1)	12(13.5)	12(14.6)	11(11.2)	11(9.3)	11(8.5)	8(6.5)		7.50
		Sectional time (s)	13.95	15.12	14.34	13.83	14.77	14.29	14.30	14.69	14.48	14.65		
		Cumulative time (s)	144.42	130.47	115.35	101.01	87.18	72.41	58.12	43.82	29.13	14.65	2:24.42	
		Speed (m/s)	12.90	13.23	13.95	14.46	13.54	14.00	13.99	13.61	13.81	13.65	13.71	
		Stride length (m)	5.10	10.00	29.13	26.35	12.85	21.58	21.66	12.61	6.74	6.06	10.86	
		Stride duration (s)	0.371	0.756	2.089	1.822	0.949	1.542	1.549	0.927	0.488	0.444	0.792	
		Stride efficiency (%)	40.72	156.35	1325.70	1084.75	257.97	727.72	733.17	248.67	71.03	57.32	184.32	
		Stride count	35.26	19.99	6.87	7.59	15.57	9.27	9.23	15.85	29.66	33.02	182.31	



Note: Horizontal distance axis grid lines are 200m furlongs.

Disclaimer.

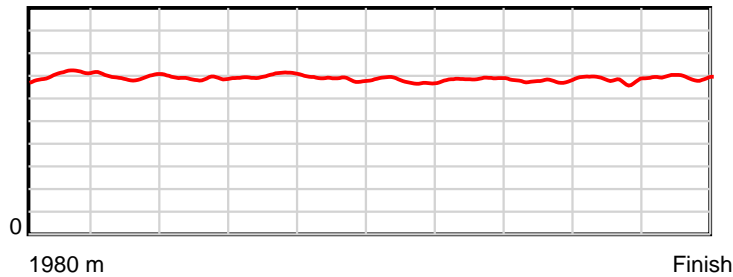
HRNZ and NZMTC and Thoroughbred Ratings Pty Ltd accepts no responsibility for the completeness or accuracy of any of the information contained herein, and makes no representations about its suitability for any particular purpose. Users should make their own judgements about those matters and/or seek independent advice. You assume all risks associated with use of the data provided on this page.

Race Results

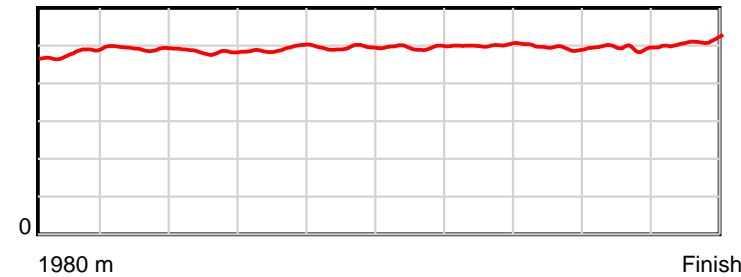
June 21, 2024, Race 10, GOLD BAND TAXIS MOBILE PACE, Distance 1980m, Addington - Survey 1980m

Result	TAB no.	Horse (Barrier)	1980 to	1800m to	1600m to	1400m to	1200m to	1000m to	800m to	600m to	400m to	200m to	Total or	Margin
7th	13	Franco Hoffman (12)	1800m	1600m	1400m	1200m	1000m	800m	600m	400m	200m	WP	Average	
		Position in running (margin)	-	10(6.5)	10(11.8)	9(8.5)	9(7.1)	7(6.5)	8(6.0)	8(6.5)	8(6.2)	7(5.1)		7.70
		Sectional time (s)	12.90	14.81	14.24	14.19	14.48	14.78	14.69	14.77	14.64	14.96		
		Cumulative time (s)	144.46	131.56	116.75	102.51	88.32	73.84	59.06	44.37	29.60	14.96	2:24.46	
		Speed (m/s)	13.95	13.50	14.04	14.09	13.81	13.53	13.61	13.54	13.66	13.37	13.71	
		Stride length (m)	6.96	6.65	6.80	6.94	6.82	6.71	6.82	6.70	6.76	6.84	6.80	
		Stride duration (s)	0.480	0.492	0.484	0.492	0.494	0.496	0.501	0.495	0.495	0.512	0.496	
		Stride efficiency (%)	75.79	69.14	72.16	75.23	72.75	70.38	72.64	70.10	71.38	73.12	72.19	
		Stride count	25.85	30.07	29.43	28.82	29.31	29.80	29.34	29.86	29.59	29.24	291.31	

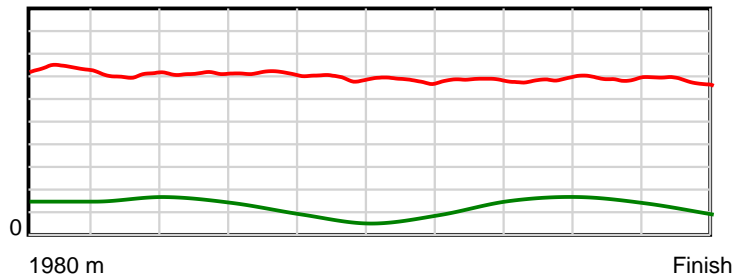
10 m Stride length



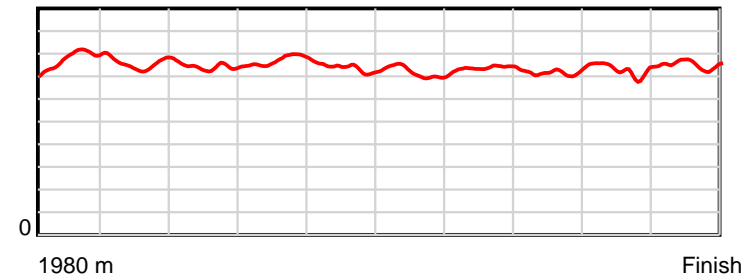
0.6 s Stride duration



20 m/sec Speed



100 % Stride efficiency



Note: Horizontal distance axis grid lines are 200m furlongs.

Disclaimer.

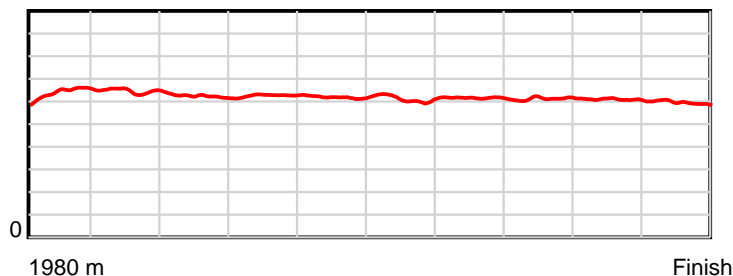
HRNZ and NZMTC and Thoroughbred Ratings Pty Ltd accepts no responsibility for the completeness or accuracy of any of the information contained herein, and makes no representations about its suitability for any particular purpose. Users should make their own judgements about those matters and/or seek independent advice. You assume all risks associated with use of the data provided on this page.

Race Results

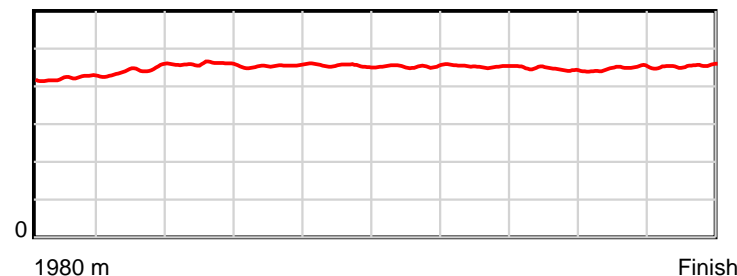
June 21, 2024, Race 10, GOLD BAND TAXIS MOBILE PACE, Distance 1980m, Addington - Survey 1980m

Result	TAB no.	Horse (Barrier)	1980 to	1800m to	1600m to	1400m to	1200m to	1000m to	800m to	600m to	400m to	200m to	Total or	Margin
9th	10	Acento (9)	1800m	1600m	1400m	1200m	1000m	800m	600m	400m	200m	WP	Average	
		Position in running (margin)	-	7(3.8)	4(4.0)	6(4.1)	5(3.7)	5(4.1)	5(4.0)	6(4.6)	6(4.5)	5(3.8)		8.20
		Sectional time (s)	12.46	13.95	14.80	14.36	14.65	14.85	14.71	14.81	14.70	15.26		
		Cumulative time (s)	144.55	132.09	118.14	103.34	88.98	74.33	59.48	44.77	29.96	15.26	2:24.55	
		Speed (m/s)	14.44	14.34	13.51	13.93	13.65	13.47	13.60	13.50	13.61	13.11	13.70	
		Stride length (m)	6.38	6.36	6.21	6.32	6.21	6.10	6.16	6.02	6.09	5.96	6.18	
		Stride duration (s)	0.422	0.443	0.459	0.454	0.455	0.453	0.453	0.446	0.448	0.455	0.451	
		Stride efficiency (%)	63.57	63.13	60.23	62.47	60.20	58.22	59.29	56.71	57.98	55.45	59.60	
		Stride count	28.22	31.47	32.21	31.63	32.22	32.77	32.47	33.20	32.83	33.58	320.60	

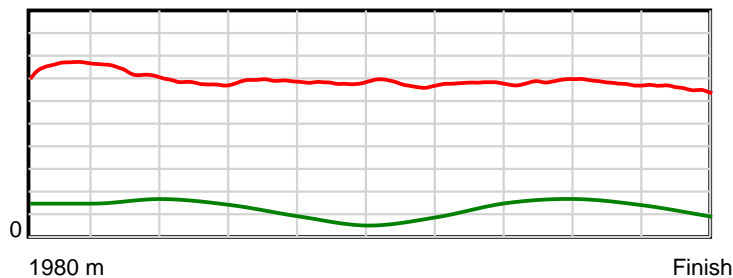
10 m Stride length



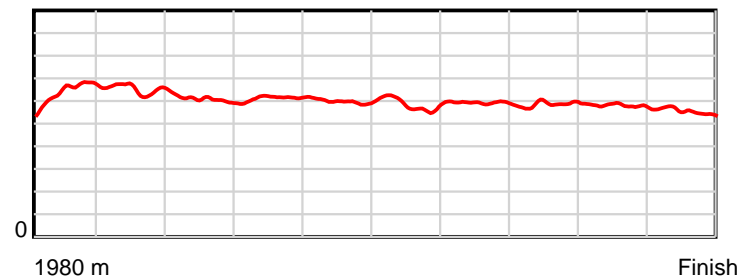
0.6 s Stride duration



20 m/sec Speed



100 % Stride efficiency



Note: Horizontal distance axis grid lines are 200m furlongs.

Disclaimer.

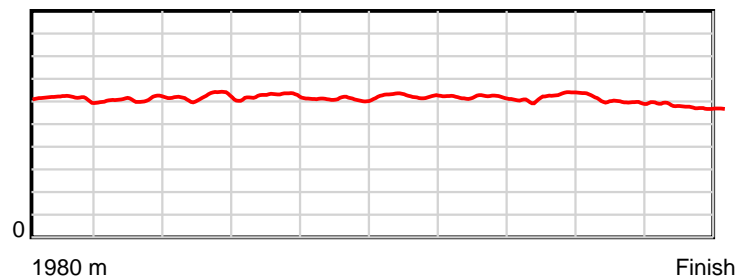
HRNZ and NZMTC and Thoroughbred Ratings Pty Ltd accepts no responsibility for the completeness or accuracy of any of the information contained herein, and makes no representations about its suitability for any particular purpose. Users should make their own judgements about those matters and/or seek independent advice. You assume all risks associated with use of the data provided on this page.

Race Results

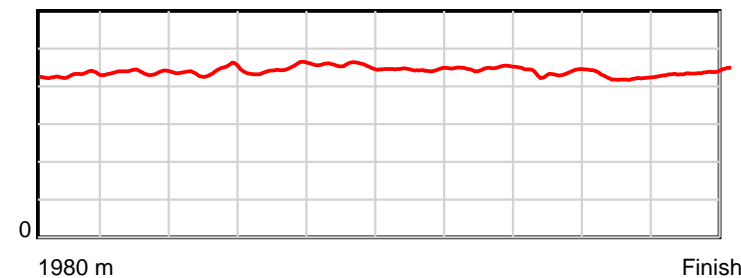
June 21, 2024, Race 10, GOLD BAND TAXIS MOBILE PACE, Distance 1980m, Addington - Survey 1980m

Result	TAB no.	Horse (Barrier)	1980 to	1800m to	1600m to	1400m to	1200m to	1000m to	800m to	600m to	400m to	200m to	Total or	Margin
10th	14	Tremendous Sen... (13)	1800m	1600m	1400m	1200m	1000m	800m	600m	400m	200m	WP	Average	
		Position in running (margin)	-	11(8.7)	11(13.9)	11(11.4)	11(10.1)	11(12.5)	10(10.2)	10(9.3)	10(6.9)	9(6.5)		9.80
		Sectional time (s)	13.18	14.78	14.37	14.21	14.98	14.48	14.45	14.44	14.75	15.20		
		Cumulative time (s)	144.84	131.66	116.88	102.51	88.30	73.32	58.84	44.39	29.95	15.20	2:24.84	
		Speed (m/s)	13.66	13.53	13.92	14.07	13.35	13.81	13.84	13.85	13.56	13.16	13.67	
		Stride length (m)	6.06	5.92	6.13	6.29	6.08	6.15	6.21	6.05	5.74	5.77	6.03	
		Stride duration (s)	0.429	0.438	0.441	0.447	0.455	0.445	0.448	0.437	0.423	0.439	0.441	
		Stride efficiency (%)	57.30	54.84	58.81	61.79	57.72	59.02	60.18	57.17	51.41	52.06	56.88	
		Stride count	29.73	33.76	32.60	31.81	32.91	32.54	32.23	33.07	34.87	34.65	328.17	

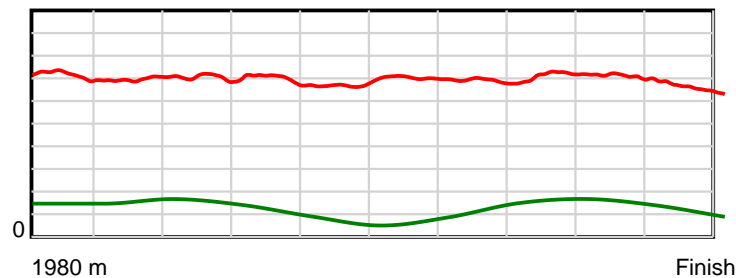
10 m Stride length



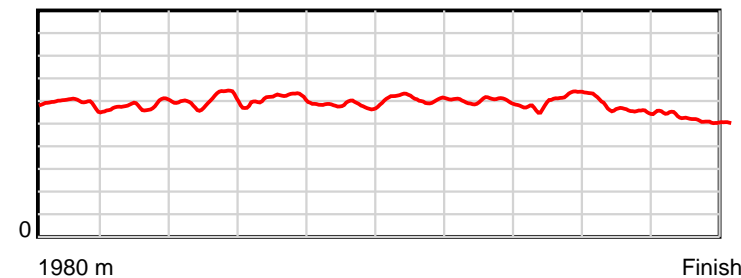
0.6 s Stride duration



20 m/sec Speed



100 % Stride efficiency



Note: Horizontal distance axis grid lines are 200m furlongs.

Disclaimer.

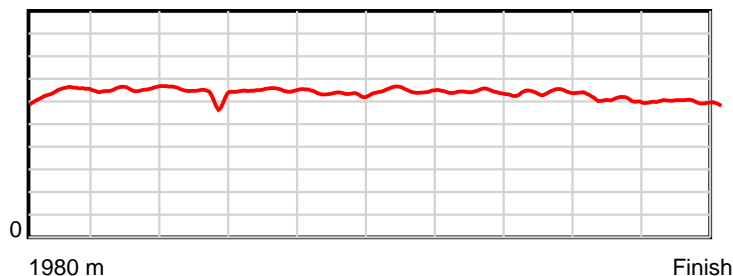
HRNZ and NZMTC and Thoroughbred Ratings Pty Ltd accepts no responsibility for the completeness or accuracy of any of the information contained herein, and makes no representations about its suitability for any particular purpose. Users should make their own judgements about those matters and/or seek independent advice. You assume all risks associated with use of the data provided on this page.

Race Results

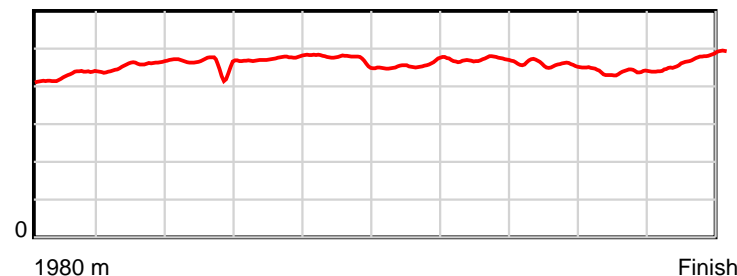
June 21, 2024, Race 10, GOLD BAND TAXIS MOBILE PACE, Distance 1980m, Addington - Survey 1980m

Result	TAB no.	Horse (Barrier)	1980 to	1800m to	1600m to	1400m to	1200m to	1000m to	800m to	600m to	400m to	200m to	Total or	Margin
11th	2	Jaccka Opa (2)	1800m	1600m	1400m	1200m	1000m	800m	600m	400m	200m	WP	Average	
		Position in running (margin)	-	6(3.0)	7(6.8)	7(6.4)	8(6.5)	8(8.6)	7(6.0)	7(5.8)	9(6.3)	10(6.6)		12.90
		Sectional time (s)	12.26	14.56	14.70	14.46	14.93	14.42	14.59	14.90	14.87	15.72		
		Cumulative time (s)	145.41	133.15	118.59	103.89	89.43	74.50	60.08	45.49	30.59	15.72	2:25.41	
		Speed (m/s)	14.68	13.74	13.61	13.83	13.40	13.87	13.71	13.42	13.45	12.72	13.62	
		Stride length (m)	6.36	6.27	6.26	6.57	6.32	6.36	6.45	6.14	5.89	6.04	6.26	
		Stride duration (s)	0.429	0.457	0.460	0.475	0.472	0.458	0.470	0.457	0.438	0.475	0.460	
		Stride efficiency (%)	63.30	61.50	61.15	67.43	62.41	63.15	64.93	58.84	54.12	56.96	61.19	
		Stride count	28.28	31.88	31.97	30.45	31.65	31.46	31.03	32.59	33.98	33.13	316.42	

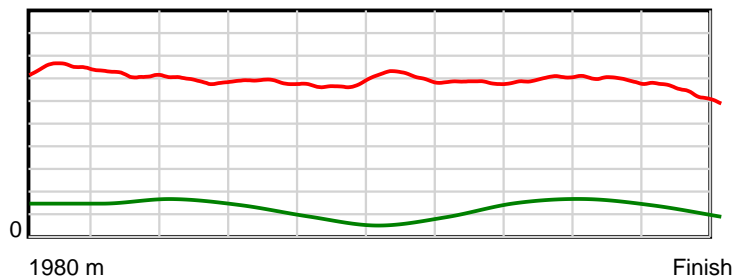
10 m Stride length



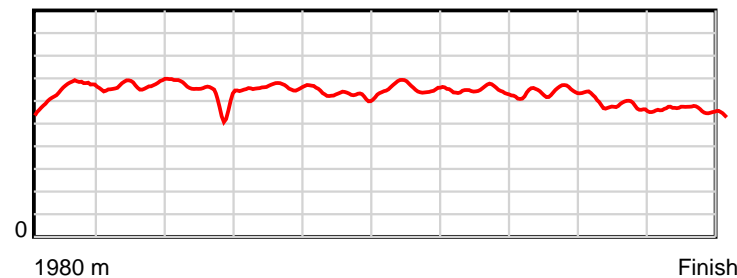
0.6 s Stride duration



20 m/sec Speed



100 % Stride efficiency



Note: Horizontal distance axis grid lines are 200m furlongs.

Disclaimer.

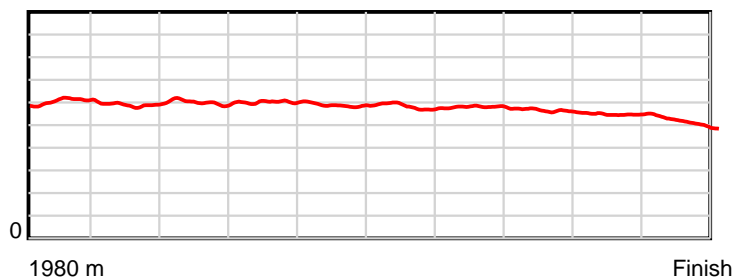
HRNZ and NZMTC and Thoroughbred Ratings Pty Ltd accepts no responsibility for the completeness or accuracy of any of the information contained herein, and makes no representations about its suitability for any particular purpose. Users should make their own judgements about those matters and/or seek independent advice. You assume all risks associated with use of the data provided on this page.

Race Results

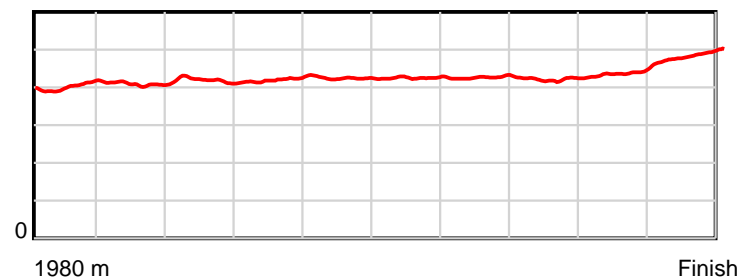
June 21, 2024, Race 10, GOLD BAND TAXIS MOBILE PACE, Distance 1980m, Addington - Survey 1980m

Result	TAB no.	Horse (Barrier)	1980 to	1800m to	1600m to	1400m to	1200m to	1000m to	800m to	600m to	400m to	200m to	Total or	Margin
12th	6	Oh Micky (6)	1800m	1600m	1400m	1200m	1000m	800m	600m	400m	200m	WP	Average	
		Position in running (margin)	-	5(2.3)	6(5.6)	4(3.3)	2(0.5)	2(0.4)	2(0.3)	2(0.8)	4(3.4)	11(12.5)		37.10
		Sectional time (s)	12.15	14.47	14.40	13.97	14.56	14.85	14.69	15.27	16.32	19.21		
		Cumulative time (s)	149.89	137.74	123.27	108.87	94.90	80.34	65.49	50.80	35.53	19.21	2:29.89	
		Speed (m/s)	14.81	13.82	13.89	14.32	13.74	13.47	13.61	13.10	12.25	10.41	13.21	
		Stride length (m)	6.01	5.65	5.82	6.03	5.82	5.72	5.81	5.53	5.41	5.07	5.67	
		Stride duration (s)	0.402	0.409	0.419	0.421	0.424	0.425	0.427	0.422	0.441	0.487	0.429	
		Stride efficiency (%)	56.54	49.96	53.01	56.74	53.02	51.17	52.74	47.71	45.70	40.16	50.25	
		Stride count	29.93	35.37	34.34	33.19	34.34	34.95	34.43	36.19	36.98	39.45	349.17	

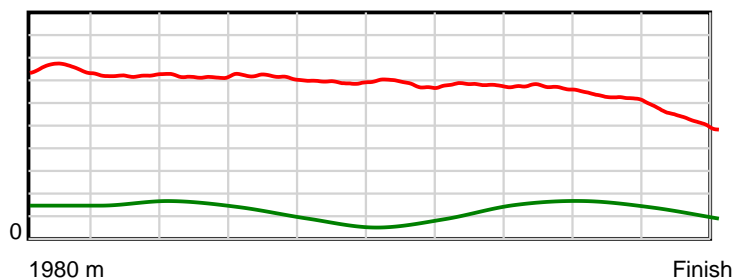
10 m Stride length



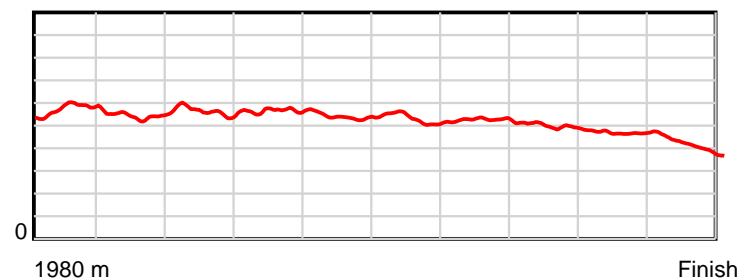
0.6 s Stride duration



20 m/sec Speed



100 % Stride efficiency



Note: Horizontal distance axis grid lines are 200m furlongs.

Disclaimer.

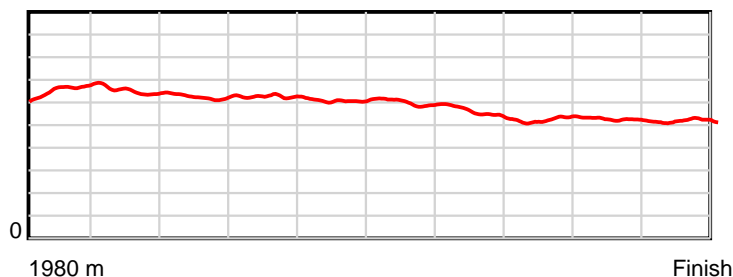
HRNZ and NZMTC and Thoroughbred Ratings Pty Ltd accepts no responsibility for the completeness or accuracy of any of the information contained herein, and makes no representations about its suitability for any particular purpose. Users should make their own judgements about those matters and/or seek independent advice. You assume all risks associated with use of the data provided on this page.

Race Results

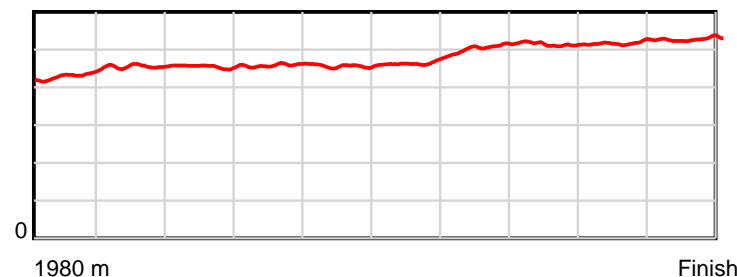
June 21, 2024, Race 10, GOLD BAND TAXIS MOBILE PACE, Distance 1980m, Addington - Survey 1980m

Result	TAB no.	Horse (Barrier)	1980 to	1800m to	1600m to	1400m to	1200m to	1000m to	800m to	600m to	400m to	200m to	Total or	Margin
13th	3	Flying Ashes (3)	1800m	1600m	1400m	1200m	1000m	800m	600m	400m	200m	WP	Average	
		Position in running (margin)	-	2(1.3)	3(3.8)	5(3.8)	7(4.8)	9(8.6)	12(15.4)	12(37.3)	12(67.5)	12(97.7)		120.10
		Sectional time (s)	12.07	14.33	14.78	14.60	15.22	15.99	18.25	19.86	19.86	20.29		
		Cumulative time (s)	165.25	153.18	138.85	124.07	109.47	94.25	78.26	60.01	40.15	20.29	2:45.25	
		Speed (m/s)	14.91	13.96	13.53	13.70	13.14	12.51	10.96	10.07	10.07	9.86	11.98	
		Stride length (m)	6.51	6.36	6.16	6.28	5.99	5.83	5.56	5.18	5.23	5.21	5.78	
		Stride duration (s)	0.431	0.456	0.455	0.458	0.456	0.466	0.507	0.514	0.519	0.528	0.483	
		Stride efficiency (%)	66.29	63.22	59.36	61.58	56.13	53.10	48.29	41.89	42.68	42.34	52.26	
		Stride count	27.64	31.44	32.45	31.86	33.37	34.31	35.98	38.63	38.27	38.42	342.37	

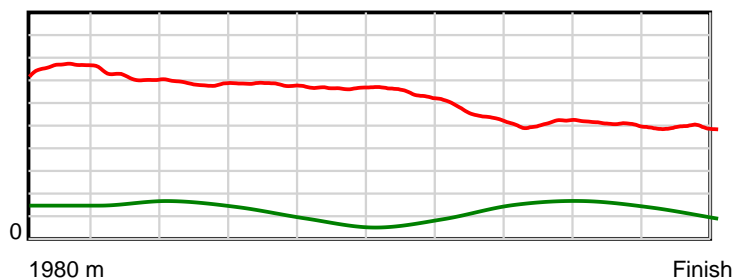
10 m Stride length



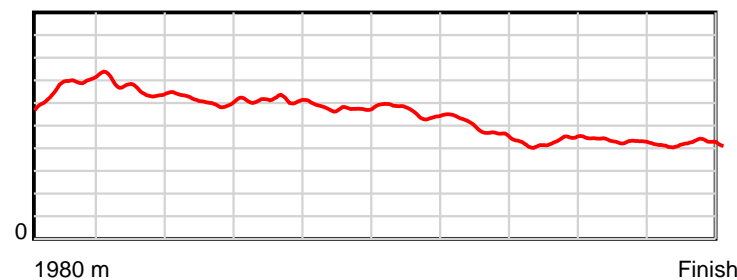
0.6 s Stride duration



20 m/sec Speed



100 % Stride efficiency



Note: Horizontal distance axis grid lines are 200m furlongs.

Disclaimer.

HRNZ and NZMTC and Thoroughbred Ratings Pty Ltd accepts no responsibility for the completeness or accuracy of any of the information contained herein, and makes no representations about its suitability for any particular purpose. Users should make their own judgements about those matters and/or seek independent advice. You assume all risks associated with use of the data provided on this page.