



Race Results

NZ Metropolitan Trotting Club Inc, HRNZ, June 21, 2024

Compilation date: June 21, 2024, 5:22:29 PM (NZST)

Copyright © 2024 HRNZ and NZMTC. All rights reserved.

Trademarks.

StrideMASTER is a registered trademark of Thoroughbred Ratings Pty Ltd.

Disclaimer.

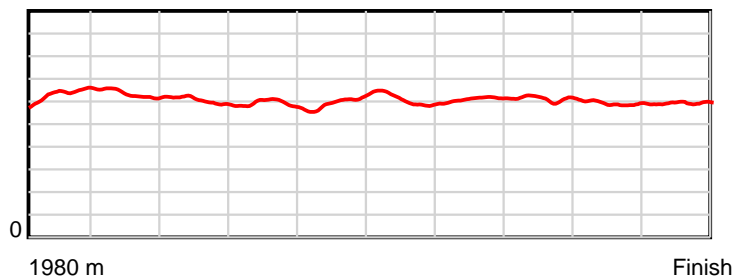
HRNZ and NZMTC and Thoroughbred Ratings Pty Ltd accepts no responsibility for the completeness or accuracy of any of the information contained herein, and makes no representations about its suitability for any particular purpose. Users should make their own judgements about those matters and/or seek independent advice. You assume all risks associated with use of the data provided on this page.

Race Results

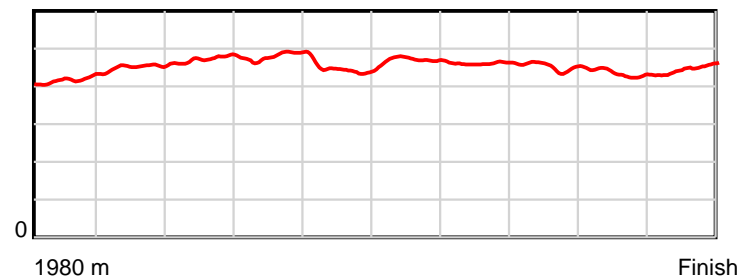
June 21, 2024, Race 1, IRT. YOUR HORSE. OUR PASSION (NZ AM DRIVERS CHAMPS) MOB PACE, Distance 1980m, Addington - Survey 1980m

Result	TAB no.	Horse (Barrier)	1980 to	1800m to	1600m to	1400m to	1200m to	1000m to	800m to	600m to	400m to	200m to	Total or	Margin
1st	3	Lord Mudrick (3)	1800m	1600m	1400m	1200m	1000m	800m	600m	400m	200m	WP	Average	
		Position in running (margin)	-	2(0.6)	4(3.4)	4(6.3)	4(6.3)	1(0.0)	1(0.0)	1(0.0)	1(0.0)	1(0.0)		0.00
		Sectional time (s)	12.05	14.54	15.67	16.27	15.13	15.67	15.03	14.86	14.56	15.16		
		Cumulative time (s)	148.94	136.89	122.35	106.68	90.41	75.28	59.61	44.58	29.72	15.16	2:28.94	
		Speed (m/s)	14.93	13.76	12.76	12.29	13.22	12.76	13.31	13.46	13.74	13.19	13.29	
		Stride length (m)	6.33	6.22	6.03	5.90	5.89	6.01	6.13	6.09	5.96	5.89	6.04	
		Stride duration (s)	0.418	0.452	0.472	0.480	0.446	0.471	0.461	0.453	0.434	0.447	0.454	
		Stride efficiency (%)	62.53	60.38	56.82	54.43	54.19	56.50	58.71	58.01	55.54	54.21	56.99	
		Stride count	28.45	32.17	33.17	33.89	33.96	33.26	32.63	32.83	33.55	33.96	327.87	

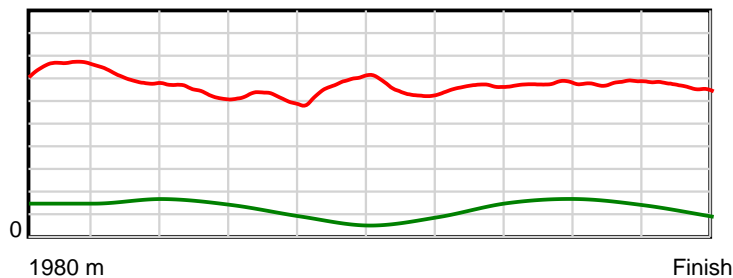
10 m Stride length



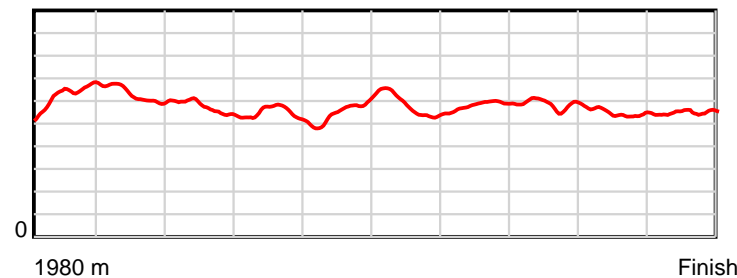
0.6 s Stride duration



20 m/sec Speed



100 % Stride efficiency



Note: Horizontal distance axis grid lines are 200m furlongs.

Disclaimer.

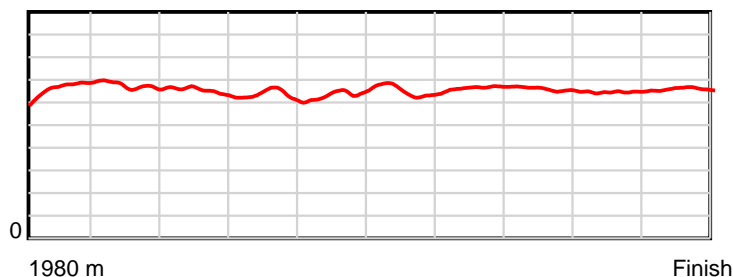
HRNZ and NZMTC and Thoroughbred Ratings Pty Ltd accepts no responsibility for the completeness or accuracy of any of the information contained herein, and makes no representations about its suitability for any particular purpose. Users should make their own judgements about those matters and/or seek independent advice. You assume all risks associated with use of the data provided on this page.

Race Results

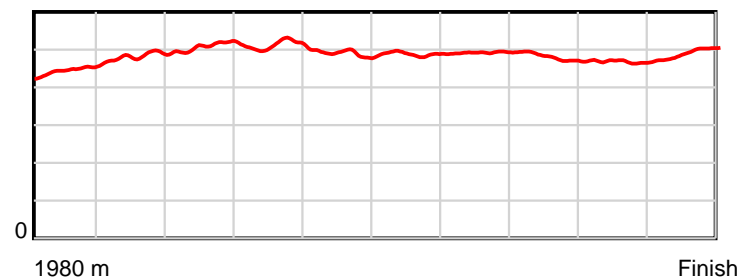
June 21, 2024, Race 1, IRT. YOUR HORSE. OUR PASSION (NZ AM DRIVERS CHAMPS) MOB PACE, Distance 1980m, Addington - Survey 1980m

Result	TAB no.	Horse (Barrier)	1980 to	1800m to	1600m to	1400m to	1200m to	1000m to	800m to	600m to	400m to	200m to	Total or	Margin
2nd	2	Archie (2)	1800m	1600m	1400m	1200m	1000m	800m	600m	400m	200m	WP	Average	
		Position in running (margin)	-	5(2.1)	5(5.4)	5(8.8)	5(8.1)	4(5.0)	3(3.0)	2(1.6)	2(1.1)	2(1.0)		0.50
		Sectional time (s)	12.45	14.61	15.75	16.16	15.66	15.35	14.79	14.77	14.54	14.95		
		Cumulative time (s)	149.03	136.58	121.97	106.22	90.06	74.40	59.05	44.26	29.49	14.95	2:29.03	
		Speed (m/s)	14.45	13.69	12.70	12.38	12.77	13.03	13.52	13.54	13.76	13.38	13.29	
		Stride length (m)	6.64	6.61	6.47	6.33	6.25	6.36	6.66	6.48	6.45	6.60	6.48	
		Stride duration (s)	0.446	0.483	0.510	0.512	0.490	0.488	0.492	0.479	0.469	0.493	0.488	
		Stride efficiency (%)	68.91	68.30	65.39	62.71	61.14	63.27	69.26	65.70	64.93	68.05	65.65	
		Stride count	27.11	30.25	30.92	31.57	31.98	31.43	30.04	30.84	31.03	30.31	305.48	

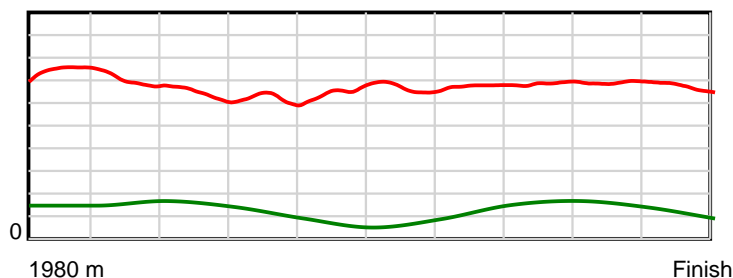
10 m Stride length



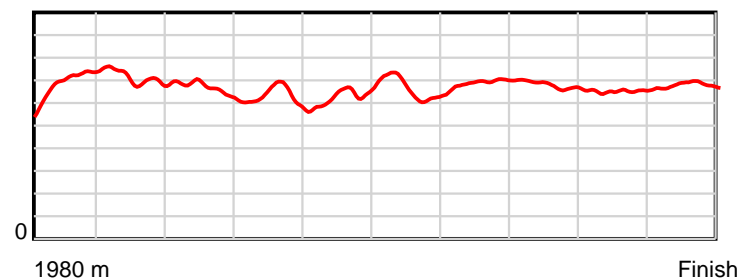
0.6 s Stride duration



20 m/sec Speed



100 % Stride efficiency



Note: Horizontal distance axis grid lines are 200m furlongs.

Disclaimer.

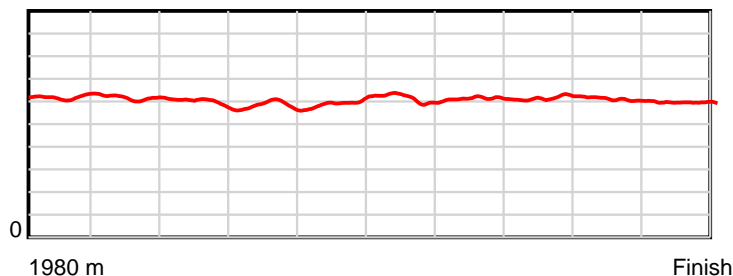
HRNZ and NZMTC and Thoroughbred Ratings Pty Ltd accepts no responsibility for the completeness or accuracy of any of the information contained herein, and makes no representations about its suitability for any particular purpose. Users should make their own judgements about those matters and/or seek independent advice. You assume all risks associated with use of the data provided on this page.

Race Results

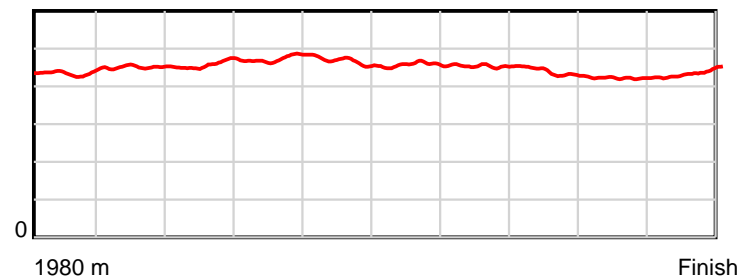
June 21, 2024, Race 1, IRT. YOUR HORSE. OUR PASSION (NZ AM DRIVERS CHAMPS) MOB PACE, Distance 1980m, Addington - Survey 1980m

Result	TAB no.	Horse (Barrier)	1980 to	1800m to	1600m to	1400m to	1200m to	1000m to	800m to	600m to	400m to	200m to	Total or	Margin
3rd	7	Sargent Best (7)	1800m	1600m	1400m	1200m	1000m	800m	600m	400m	200m	WP	Average	
		Position in running (margin)	-	8(6.7)	8(11.3)	8(12.4)	8(12.5)	8(11.5)	8(9.2)	8(7.5)	7(5.3)	6(4.0)		1.60
		Sectional time (s)	13.19	14.84	15.37	16.30	16.01	15.29	14.74	14.49	14.34	14.67		
		Cumulative time (s)	149.24	136.05	121.21	105.84	89.54	73.53	58.24	43.50	29.01	14.67	2:29.24	
		Speed (m/s)	13.64	13.48	13.01	12.27	12.49	13.08	13.57	13.80	13.95	13.63	13.27	
		Stride length (m)	6.14	6.08	5.96	5.81	5.83	5.98	6.15	6.04	5.89	5.95	5.98	
		Stride duration (s)	0.435	0.451	0.458	0.474	0.467	0.457	0.454	0.438	0.422	0.436	0.451	
		Stride efficiency (%)	58.94	57.84	55.54	52.77	53.20	55.91	59.14	56.98	54.16	55.32	55.89	
		Stride count	29.31	32.87	33.55	34.42	34.28	33.44	32.51	33.12	33.97	33.61	331.08	

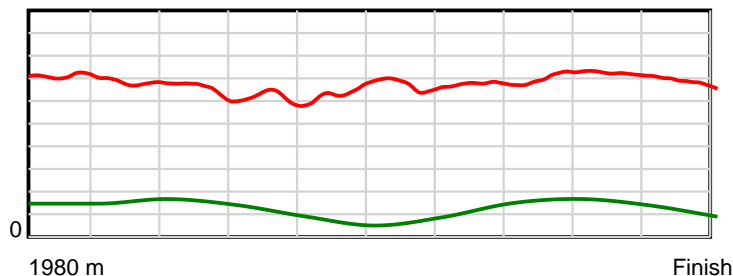
10 m Stride length



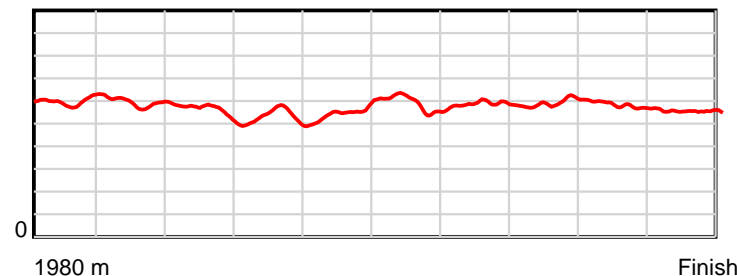
0.6 s Stride duration



20 m/sec Speed



100 % Stride efficiency



Note: Horizontal distance axis grid lines are 200m furlongs.

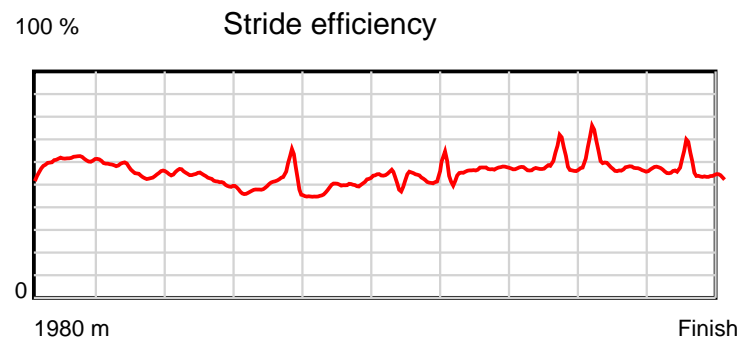
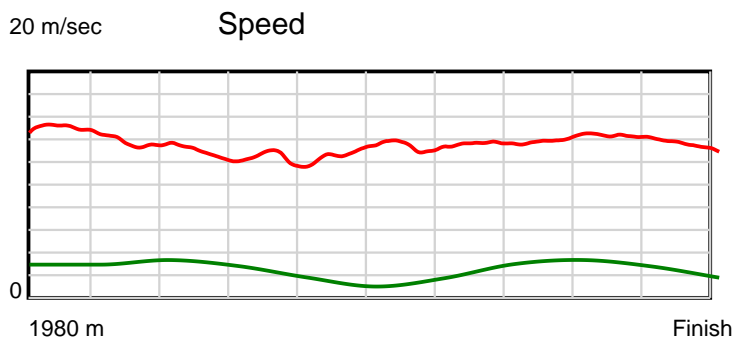
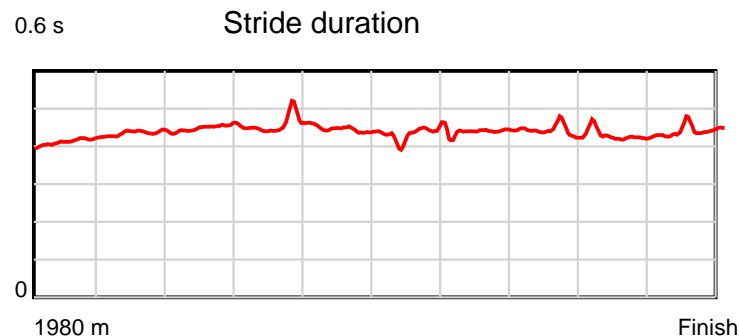
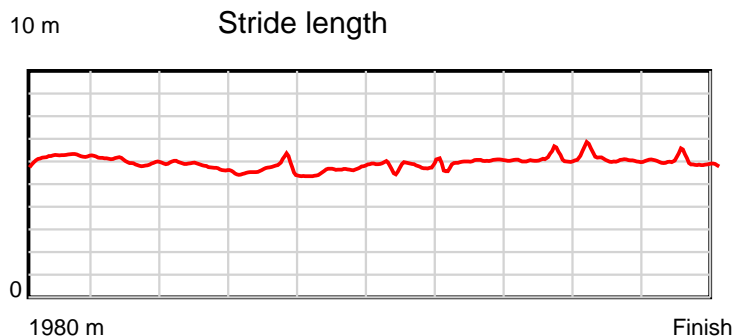
Disclaimer.

HRNZ and NZMTC and Thoroughbred Ratings Pty Ltd accepts no responsibility for the completeness or accuracy of any of the information contained herein, and makes no representations about its suitability for any particular purpose. Users should make their own judgements about those matters and/or seek independent advice. You assume all risks associated with use of the data provided on this page.

Race Results

June 21, 2024, Race 1, IRT. YOUR HORSE. OUR PASSION (NZ AM DRIVERS CHAMPS) MOB PACE, Distance 1980m, Addington - Survey 1980m

Result	TAB no.	Horse (Barrier)	1980 to	1800m to	1600m to	1400m to	1200m to	1000m to	800m to	600m to	400m to	200m to	Total or	Margin
4th	4	Vrilo (4)	1800m	1600m	1400m	1200m	1000m	800m	600m	400m	200m	WP	Average	
		Position in running (margin)	-	4(1.3)	6(7.2)	7(11.3)	7(11.0)	6(8.9)	6(6.7)	6(5.0)	5(4.1)	5(3.5)		1.90
		Sectional time (s)	12.26	15.05	15.86	16.22	15.85	15.29	14.76	14.71	14.44	14.86		
		Cumulative time (s)	149.30	137.04	121.99	106.13	89.91	74.06	58.77	44.01	29.30	14.86	2:29.30	
		Speed (m/s)	14.68	13.29	12.61	12.33	12.62	13.08	13.55	13.60	13.85	13.46	13.26	
		Stride length (m)	6.14	5.78	5.67	5.63	5.62	5.57	5.97	5.95	5.91	5.93	5.81	
		Stride duration (s)	0.414	0.435	0.450	0.456	0.445	0.426	0.441	0.438	0.427	0.441	0.438	
		Stride efficiency (%)	59.00	52.27	50.32	49.45	49.28	48.56	55.78	55.36	54.63	55.00	52.75	
		Stride count	29.30	34.58	35.24	35.55	35.61	35.88	33.48	33.60	33.83	33.71	340.78	



Note: Horizontal distance axis grid lines are 200m furlongs.

Disclaimer.

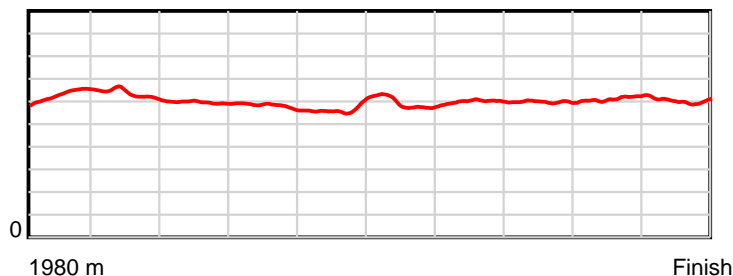
HRNZ and NZMTC and Thoroughbred Ratings Pty Ltd accepts no responsibility for the completeness or accuracy of any of the information contained herein, and makes no representations about its suitability for any particular purpose. Users should make their own judgements about those matters and/or seek independent advice. You assume all risks associated with use of the data provided on this page.

Race Results

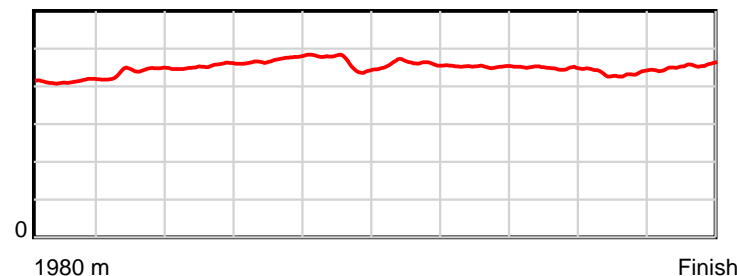
June 21, 2024, Race 1, IRT. YOUR HORSE. OUR PASSION (NZ AM DRIVERS CHAMPS) MOB PACE, Distance 1980m, Addington - Survey 1980m

Result	TAB no.	Horse (Barrier)	1980 to	1800m to	1600m to	1400m to	1200m to	1000m to	800m to	600m to	400m to	200m to	Total or	Margin
5th	10	Avenger (9)	1800m	1600m	1400m	1200m	1000m	800m	600m	400m	200m	WP	Average	
		Position in running (margin)	-	6(2.3)	3(2.0)	2(2.2)	2(2.0)	3(3.1)	4(3.8)	4(3.8)	6(4.3)	3(2.4)		1.90
		Sectional time (s)	12.42	14.02	15.21	16.23	16.37	15.78	15.03	14.95	14.23	15.06		
		Cumulative time (s)	149.30	136.88	122.86	107.65	91.42	75.05	59.27	44.24	29.29	15.06	2:29.30	
		Speed (m/s)	14.49	14.27	13.15	12.32	12.22	12.67	13.31	13.38	14.05	13.28	13.26	
		Stride length (m)	6.29	6.28	5.96	5.80	5.68	5.84	6.02	6.00	6.12	6.02	5.99	
		Stride duration (s)	0.413	0.440	0.454	0.471	0.465	0.461	0.452	0.449	0.435	0.453	0.452	
		Stride efficiency (%)	61.76	61.61	55.58	52.51	50.40	53.24	56.57	56.33	58.50	56.68	56.11	
		Stride count	28.63	31.85	33.53	34.50	35.22	34.26	33.24	33.31	32.69	33.21	330.44	

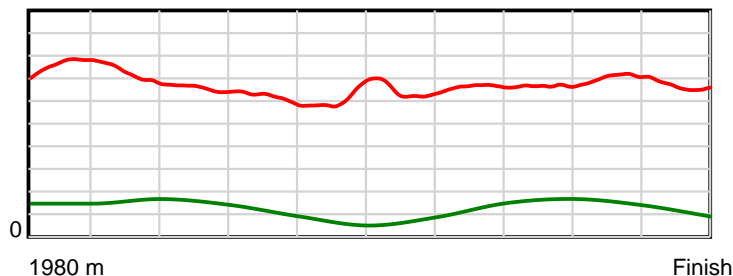
10 m Stride length



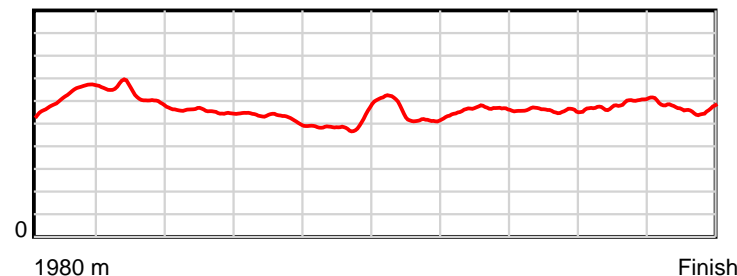
0.6 s Stride duration



20 m/sec Speed



100 % Stride efficiency



Note: Horizontal distance axis grid lines are 200m furlongs.

Disclaimer.

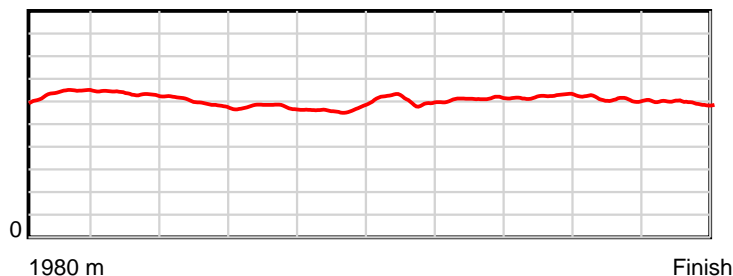
HRNZ and NZMTC and Thoroughbred Ratings Pty Ltd accepts no responsibility for the completeness or accuracy of any of the information contained herein, and makes no representations about its suitability for any particular purpose. Users should make their own judgements about those matters and/or seek independent advice. You assume all risks associated with use of the data provided on this page.

Race Results

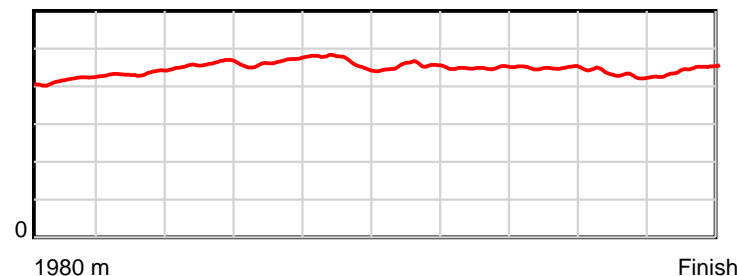
June 21, 2024, Race 1, IRT. YOUR HORSE. OUR PASSION (NZ AM DRIVERS CHAMPS) MOB PACE, Distance 1980m, Addington - Survey 1980m

Result	TAB no.	Horse (Barrier)	1980 to	1800m to	1600m to	1400m to	1200m to	1000m to	800m to	600m to	400m to	200m to	Total or	Margin
6th	5	Beaudiene Quic... (5)	1800m	1600m	1400m	1200m	1000m	800m	600m	400m	200m	WP	Average	
		Position in running (margin)	-	3(0.9)	2(1.6)	3(4.4)	3(4.2)	5(6.9)	5(5.3)	5(3.9)	4(3.1)	4(2.4)		2.00
		Sectional time (s)	12.30	14.20	15.65	16.23	16.65	15.39	14.79	14.73	14.44	14.93		
		Cumulative time (s)	149.31	137.01	122.81	107.16	90.93	74.28	58.89	44.10	29.37	14.93	2:29.31	
		Speed (m/s)	14.63	14.08	12.78	12.32	12.01	13.00	13.52	13.58	13.85	13.40	13.26	
		Stride length (m)	6.28	6.12	5.87	5.73	5.60	5.90	6.07	6.09	5.97	5.97	5.95	
		Stride duration (s)	0.417	0.434	0.460	0.465	0.466	0.454	0.449	0.448	0.431	0.446	0.449	
		Stride efficiency (%)	61.71	58.50	53.89	51.30	49.00	54.47	57.59	57.88	55.77	55.68	55.35	
		Stride count	28.64	32.69	34.06	34.91	35.72	33.88	32.95	32.86	33.48	33.51	332.70	

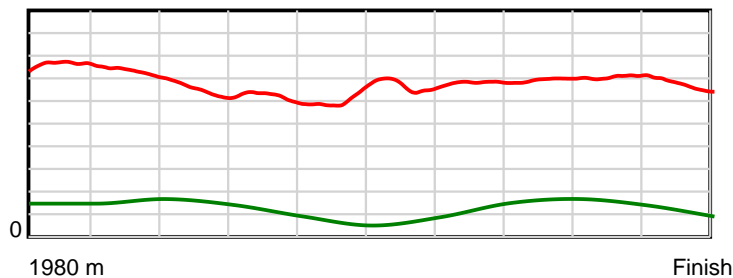
10 m Stride length



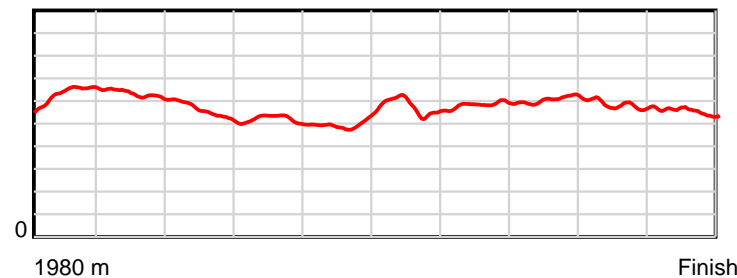
0.6 s Stride duration



20 m/sec Speed



100 % Stride efficiency



Note: Horizontal distance axis grid lines are 200m furlongs.

Disclaimer.

HRNZ and NZMTC and Thoroughbred Ratings Pty Ltd accepts no responsibility for the completeness or accuracy of any of the information contained herein, and makes no representations about its suitability for any particular purpose. Users should make their own judgements about those matters and/or seek independent advice. You assume all risks associated with use of the data provided on this page.



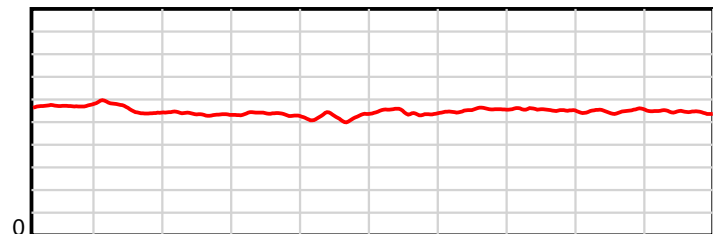
Race Results



June 21, 2024, Race 1, IRT. YOUR HORSE. OUR PASSION (NZ AM DRIVERS CHAMPS) MOB PACE, Distance 1980m, Addington - Survey 1980m

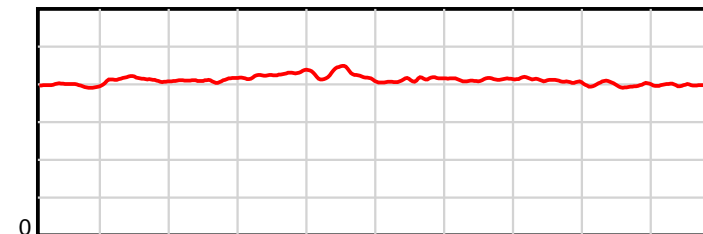
Result	TAB no.	Horse (Barrier)	1980 to	1800m to	1600m to	1400m to	1200m to	1000m to	800m to	600m to	400m to	200m to	Total or	Margin
7th	6	Bets On (6)	1800m	1600m	1400m	1200m	1000m	800m	600m	400m	200m	WP	Average	
		Position in running (margin)	-	7(5.6)	7(10.5)	6(10.7)	6(8.8)	7(9.3)	7(7.2)	7(6.5)	8(6.3)	8(6.1)		2.80
		Sectional time (s)	12.95	14.89	15.21	15.96	16.27	15.32	14.91	14.83	14.52	14.59		
		Cumulative time (s)	149.45	136.50	121.61	106.40	90.44	74.17	58.85	43.94	29.11	14.59	2:29.45	
		Speed (m/s)	13.90	13.43	13.15	12.53	12.29	13.05	13.41	13.49	13.77	13.71	13.25	
		Stride length (m)	5.65	5.56	5.40	5.35	5.23	5.38	5.53	5.53	5.50	5.46	5.45	
		Stride duration (s)	0.397	0.414	0.411	0.427	0.425	0.412	0.412	0.410	0.399	0.398	0.412	
		Stride efficiency (%)	49.84	48.27	45.65	44.68	42.73	45.26	47.81	47.71	47.20	46.56	46.48	
		Stride count	31.87	35.99	37.00	37.40	38.25	37.16	36.16	36.19	36.39	36.64	363.05	

10 m Stride length



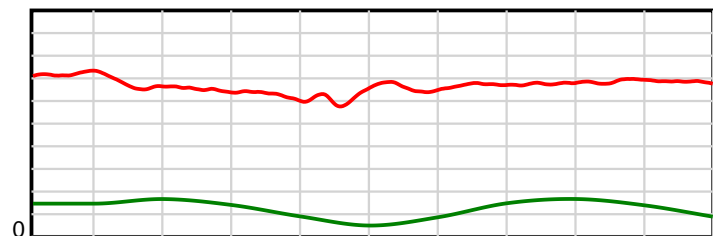
1980 m Finish

0.6 s Stride duration



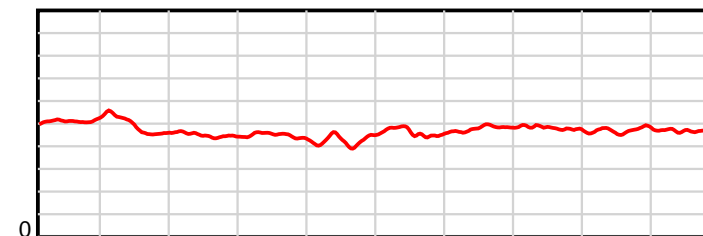
1980 m Finish

20 m/sec Speed



1980 m Finish

100 % Stride efficiency



1980 m Finish

Note: Horizontal distance axis grid lines are 200m furlongs.

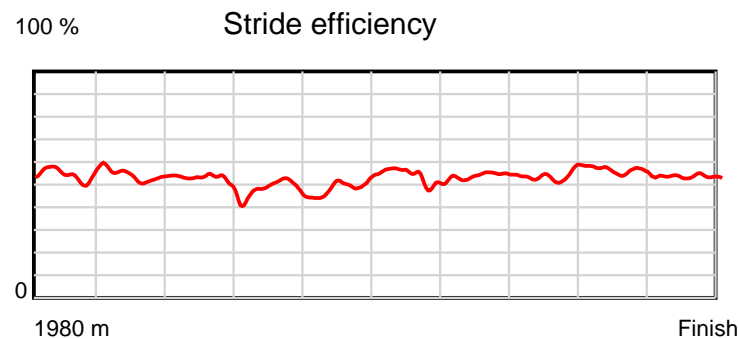
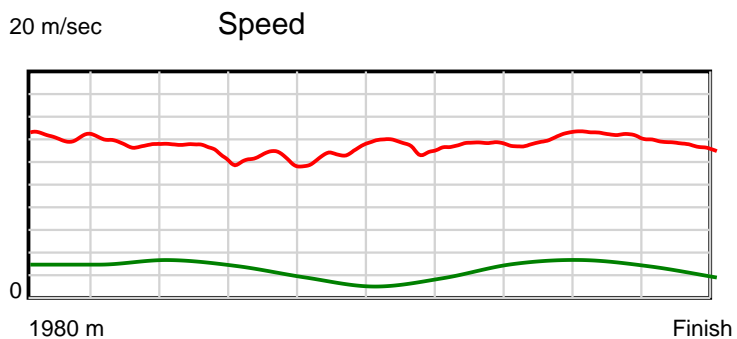
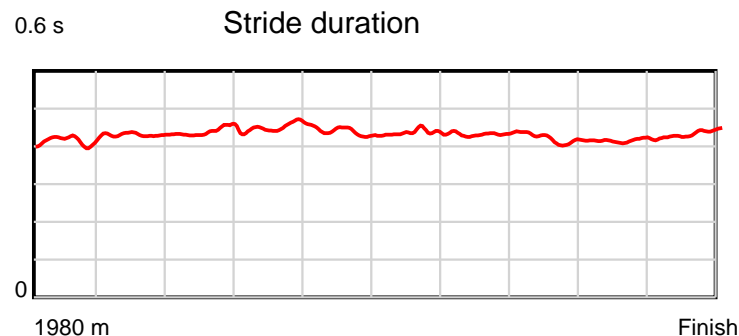
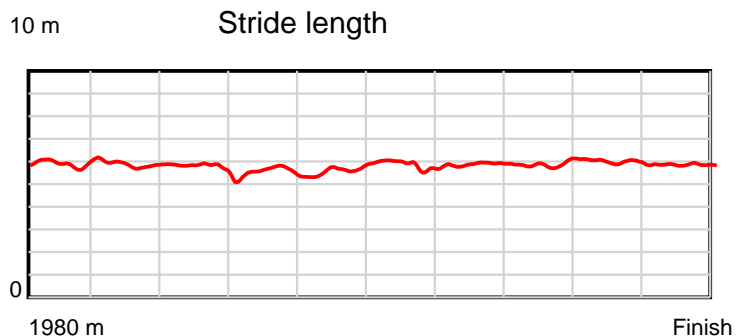
Disclaimer.

HRNZ and NZMTC and Thoroughbred Ratings Pty Ltd accepts no responsibility for the completeness or accuracy of any of the information contained herein, and makes no representations about its suitability for any particular purpose. Users should make their own judgements about those matters and/or seek independent advice. You assume all risks associated with use of the data provided on this page.

Race Results

June 21, 2024, Race 1, IRT. YOUR HORSE. OUR PASSION (NZ AM DRIVERS CHAMPS) MOB PACE, Distance 1980m, Addington - Survey 1980m

Result	TAB no.	Horse (Barrier)	1980 to	1800m to	1600m to	1400m to	1200m to	1000m to	800m to	600m to	400m to	200m to	Total or	Margin
8th	9	Topaz (8)	1800m	1600m	1400m	1200m	1000m	800m	600m	400m	200m	WP	Average	
		Position in running (margin)	-	9(8.4)	9(13.3)	9(14.6)	9(14.5)	9(12.8)	9(10.6)	9(8.8)	9(7.4)	7(6.0)		4.60
		Sectional time (s)	13.53	14.90	15.40	16.25	15.90	15.30	14.73	14.61	14.32	14.85		
		Cumulative time (s)	149.79	136.26	121.36	105.96	89.71	73.81	58.51	43.78	29.17	14.85	2:29.79	
		Speed (m/s)	13.30	13.42	12.99	12.31	12.58	13.07	13.58	13.69	13.97	13.47	13.22	
		Stride length (m)	5.83	5.78	5.72	5.55	5.52	5.70	5.88	5.75	5.81	5.86	5.74	
		Stride duration (s)	0.416	0.431	0.440	0.451	0.439	0.436	0.433	0.420	0.416	0.435	0.434	
		Stride efficiency (%)	53.02	52.24	51.04	48.18	47.62	50.81	53.95	51.59	52.75	53.73	51.42	
		Stride count	30.90	34.59	34.99	36.02	36.23	35.07	34.04	34.81	34.42	34.11	345.18	



Note: Horizontal distance axis grid lines are 200m furlongs.

Disclaimer.

HRNZ and NZMTC and Thoroughbred Ratings Pty Ltd accepts no responsibility for the completeness or accuracy of any of the information contained herein, and makes no representations about its suitability for any particular purpose. Users should make their own judgements about those matters and/or seek independent advice. You assume all risks associated with use of the data provided on this page.

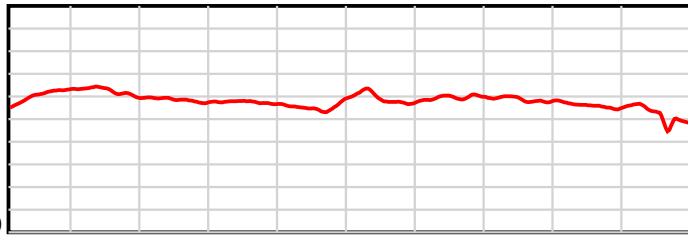
Race Results

June 21, 2024, Race 1, IRT. YOUR HORSE. OUR PASSION (NZ AM DRIVERS CHAMPS) MOB PACE, Distance 1980m, Addington - Survey 1980m

Result	TAB no.	Horse (Barrier)	1980 to 1800m	1800m to 1600m	1600m to 1400m	1400m to 1200m	1200m to 1000m	1000m to 800m	800m to 600m	600m to 400m	400m to 200m	200m to WP	Total or Average	Margin
9th	1	Interpol (1)	-	1(0.0)	1(0.0)	1(0.0)	1(0.0)	2(1.9)	2(1.8)	3(2.2)	3(3.1)	9(10.8)		33.40
		Position in running (margin)	-	1(0.0)	1(0.0)	1(0.0)	1(0.0)	2(1.9)	2(1.8)	3(2.2)	3(3.1)	9(10.8)		33.40
		Sectional time (s)	11.90	14.07	15.18	16.27	16.50	15.65	15.09	15.01	15.84	19.60		
		Cumulative time (s)	155.11	143.21	129.14	113.96	97.69	81.19	65.54	50.45	35.44	19.60	2:35.11	
		Speed (m/s)	15.12	14.21	13.18	12.29	12.12	12.78	13.25	13.32	12.63	10.20	12.76	
		Stride length (m)	6.03	6.16	5.88	5.73	5.56	5.90	5.94	5.86	5.64	5.08	5.76	
		Stride duration (s)	0.394	0.434	0.446	0.467	0.458	0.462	0.448	0.440	0.446	0.498	0.451	
		Stride efficiency (%)	56.90	59.39	54.07	51.37	48.24	54.36	55.19	53.72	49.64	40.39	51.88	
		Stride count	29.83	32.44	34.00	34.88	36.00	33.91	33.65	34.11	35.49	39.34	343.65	

10 m

Stride length

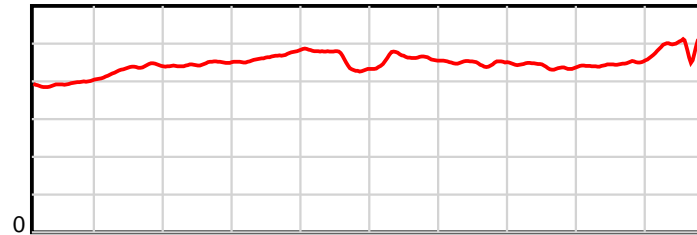


1980 m

Finish

0.6 s

Stride duration

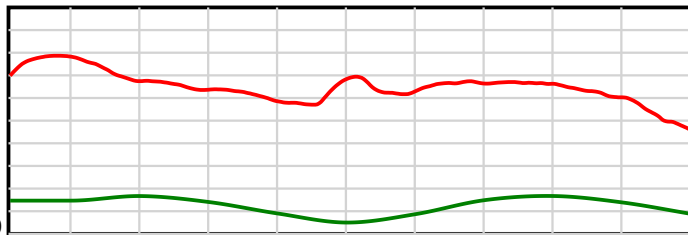


1980 m

Finish

20 m/sec

Speed

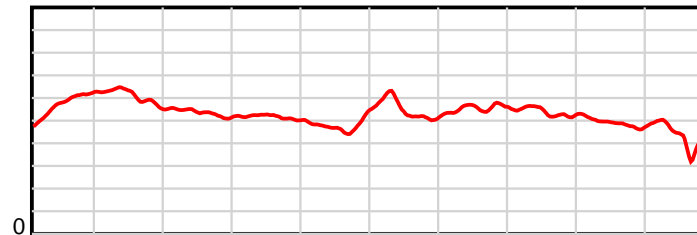


1980 m

Finish

100 %

Stride efficiency



1980 m

Finish

Note: Horizontal distance axis grid lines are 200m furlongs.

Disclaimer.

HRNZ and NZMTC and Thoroughbred Ratings Pty Ltd accepts no responsibility for the completeness or accuracy of any of the information contained herein, and makes no representations about its suitability for any particular purpose. Users should make their own judgements about those matters and/or seek independent advice. You assume all risks associated with use of the data provided on this page.