



Race Results

NZ Metropolitan Trotting Club Inc, HRNZ, June 21, 2024

Compilation date: June 21, 2024, 5:55:08 PM (NZST)

Copyright © 2024 HRNZ and NZMTC. All rights reserved.

Trademarks.

StrideMASTER is a registered trademark of Thoroughbred Ratings Pty Ltd.

Disclaimer.

HRNZ and NZMTC and Thoroughbred Ratings Pty Ltd accepts no responsibility for the completeness or accuracy of any of the information contained herein, and makes no representations about its suitability for any particular purpose. Users should make their own judgements about those matters and/or seek independent advice. You assume all risks associated with use of the data provided on this page.



Race Results



June 21, 2024, Race 2, CONTINENTAL EVENT HIRE TROT, Distance 2600m, Addington - Survey 3200m

Result	TAB no.	Horse (Barrier)	2600 to	2400m to
1st	10	Here Comes Jan... (12)	2400m	2200m
		Position in running (margin)	-	3(0.7)
		Sectional time (s)	16.07	15.06
		Cumulative time (s)	199.48	183.41
		Speed (m/s)	12.44	13.28
		Stride length (m)	5.51	5.95
		Stride duration (s)	0.436	0.448
		Stride efficiency (%)	47.43	55.29
		Stride count	36.30	33.62

Disclaimer.

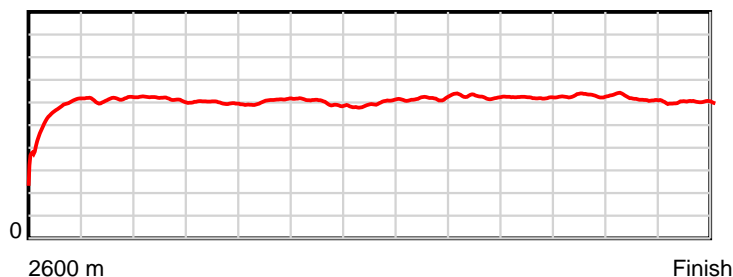
HRNZ and NZMTC and Thoroughbred Ratings Pty Ltd accepts no responsibility for the completeness or accuracy of any of the information contained herein, and makes no representations about its suitability for any particular purpose. Users should make their own judgements about those matters and/or seek independent advice. You assume all risks associated with use of the data provided on this page.

Race Results

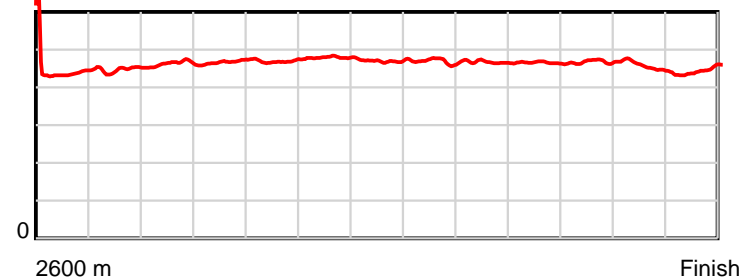
June 21, 2024, Race 2, CONTINENTAL EVENT HIRE TROT, Distance 2600m, Addington - Survey 3200m

Result	TAB no.	Horse (Barrier)	2200m to	2000m to	1800m to	1600m to	1400m to	1200m to	1000m to	800m to	600m to	400m to	200m to	Total or	Margin
1st	10	Here Comes Jan... (12)	2000m	1800m	1600m	1400m	1200m	1000m	800m	600m	400m	200m	WP	Average	
		Position in running (margin)	3(3.6)	3(4.8)	4(5.3)	3(3.7)	3(3.4)	4(3.4)	4(3.9)	4(3.8)	5(3.3)	4(2.7)	1(0.0)		0.00
		Sectional time (s)	15.45	15.45	15.62	15.93	15.63	15.48	15.39	14.85	15.03	14.80	14.72		
		Cumulative time (s)	168.35	152.90	137.45	121.83	105.90	90.27	74.79	59.40	44.55	29.52	14.72	3:19.48	
		Speed (m/s)	12.94	12.94	12.80	12.55	12.80	12.92	13.00	13.47	13.31	13.51	13.59	13.03	
		Stride length (m)	5.99	6.05	6.01	6.02	6.02	6.05	6.07	6.27	6.22	6.14	6.05	6.02	
		Stride duration (s)	0.463	0.467	0.469	0.479	0.470	0.469	0.467	0.465	0.468	0.454	0.445	0.462	
		Stride efficiency (%)	56.10	57.15	56.42	56.58	56.55	57.27	57.56	61.42	60.52	58.91	57.19	56.65	
		Stride count	33.38	33.07	33.29	33.24	33.25	33.04	32.95	31.90	32.14	32.57	33.06	431.81	

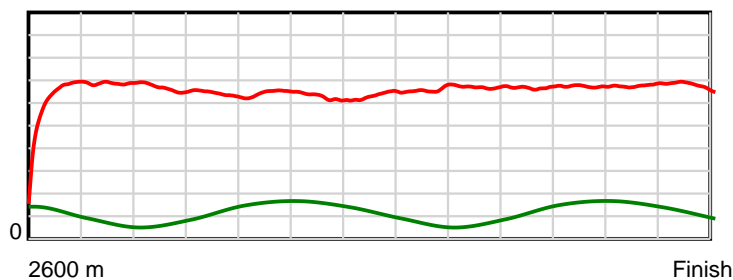
10 m Stride length



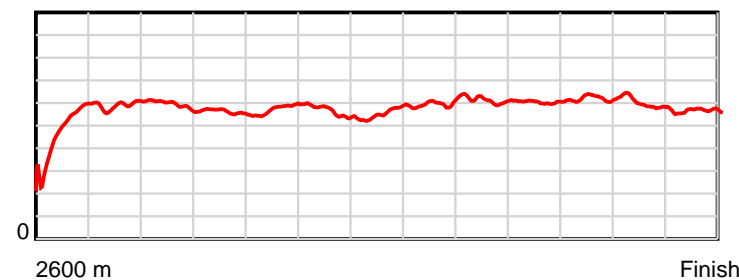
0.5 s Stride duration



20 m/sec Speed



100 % Stride efficiency



Note: Horizontal distance axis grid lines are 200m furlongs.

Disclaimer.

HRNZ and NZMTC and Thoroughbred Ratings Pty Ltd accepts no responsibility for the completeness or accuracy of any of the information contained herein, and makes no representations about its suitability for any particular purpose. Users should make their own judgements about those matters and/or seek independent advice. You assume all risks associated with use of the data provided on this page.



Race Results



June 21, 2024, Race 2, CONTINENTAL EVENT HIRE TROT, Distance 2600m, Addington - Survey 3200m

Result	TAB no.	Horse (Barrier)	2600 to	2400m to
2nd	1	Fearless (3)	2400m	2200m
		Position in running (margin)	-	11(15.3)
		Sectional time (s)	18.17	15.08
		Cumulative time (s)	199.82	181.65
		Speed (m/s)	11.01	13.26
		Stride length (m)	5.01	6.03
		Stride duration (s)	0.453	0.454
		Stride efficiency (%)	39.17	56.75
		Stride count	39.95	33.19

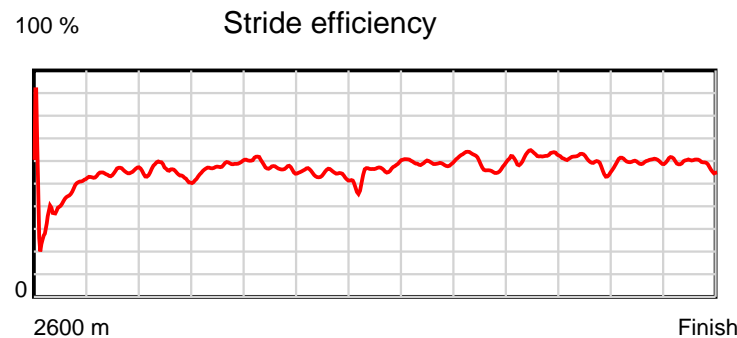
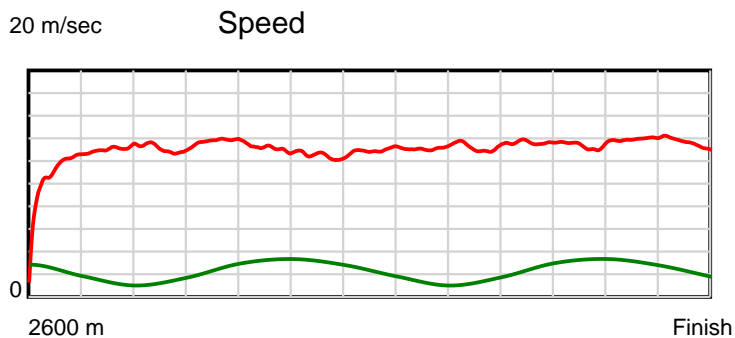
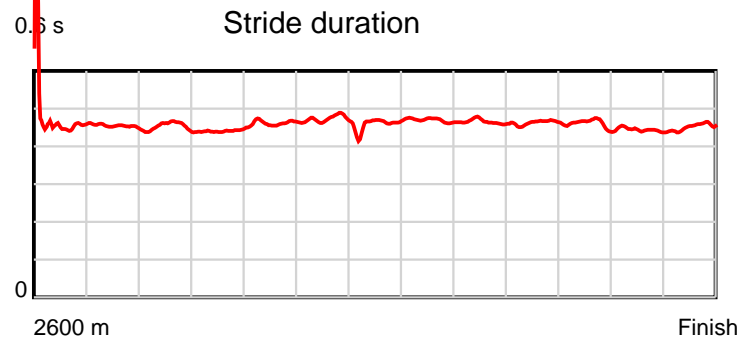
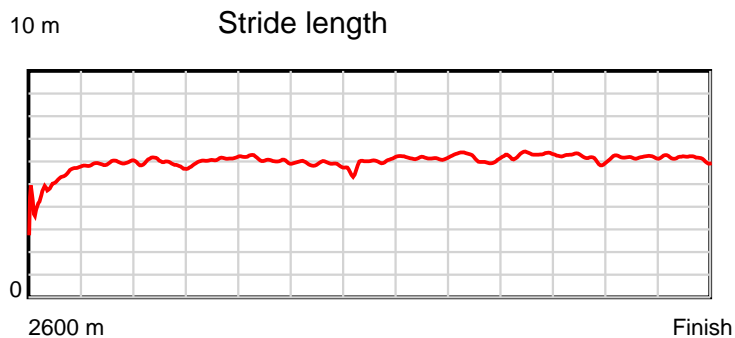
Disclaimer.

HRNZ and NZMTC and Thoroughbred Ratings Pty Ltd accepts no responsibility for the completeness or accuracy of any of the information contained herein, and makes no representations about its suitability for any particular purpose. Users should make their own judgements about those matters and/or seek independent advice. You assume all risks associated with use of the data provided on this page.

Race Results

June 21, 2024, Race 2, CONTINENTAL EVENT HIRE TROT, Distance 2600m, Addington - Survey 3200m

Result	TAB no.	Horse (Barrier)	2200m to	2000m to	1800m to	1600m to	1400m to	1200m to	1000m to	800m to	600m to	400m to	200m to	Total or	Margin
2nd	1	Fearless (3)	2000m	1800m	1600m	1400m	1200m	1000m	800m	600m	400m	200m	WP	Average	
		Position in running (margin)	10(18.3)	10(19.6)	10(15.0)	8(9.7)	7(8.1)	8(7.3)	8(6.0)	8(7.8)	8(6.9)	7(5.4)	6(4.0)		1.80
		Sectional time (s)	15.45	14.60	15.03	15.70	15.49	15.21	15.68	14.79	14.88	15.01	14.73		
		Cumulative time (s)	166.57	151.12	136.52	121.49	105.79	90.30	75.09	59.41	44.62	29.74	14.73	3:19.82	
		Speed (m/s)	12.94	13.70	13.31	12.74	12.91	13.15	12.76	13.52	13.44	13.32	13.58	13.01	
		Stride length (m)	5.86	6.04	6.14	6.02	5.89	6.18	5.93	6.26	6.18	5.92	6.14	5.95	
		Stride duration (s)	0.453	0.441	0.462	0.473	0.456	0.470	0.465	0.463	0.460	0.444	0.452	0.457	
		Stride efficiency (%)	53.62	57.05	59.00	56.71	54.28	59.73	54.93	61.22	59.74	54.69	58.88	55.36	
		Stride count	34.14	33.10	32.55	33.20	33.93	32.35	33.73	31.95	32.35	33.81	32.58	436.83	



Note: Horizontal distance axis grid lines are 200m furlongs.

Disclaimer.

HRNZ and NZMTC and Thoroughbred Ratings Pty Ltd accepts no responsibility for the completeness or accuracy of any of the information contained herein, and makes no representations about its suitability for any particular purpose. Users should make their own judgements about those matters and/or seek independent advice. You assume all risks associated with use of the data provided on this page.



Race Results



June 21, 2024, Race 2, CONTINENTAL EVENT HIRE TROT, Distance 2600m, Addington - Survey 3200m

Result	TAB no.	Horse (Barrier)	2600 to	2400m to
3rd	9	Natives Infern... (11)	2400m	2200m
		Position in running (margin)	-	5(7.1)
		Sectional time (s)	17.02	14.85
		Cumulative time (s)	199.84	182.82
		Speed (m/s)	11.75	13.47
		Stride length (m)	5.60	6.03
		Stride duration (s)	0.461	0.447
		Stride efficiency (%)	48.98	56.75
		Stride count	35.72	33.19

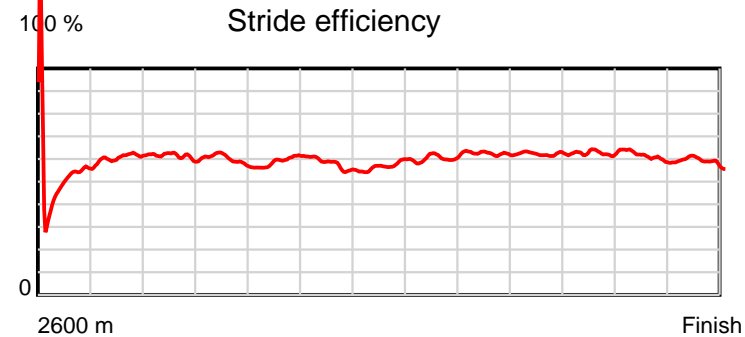
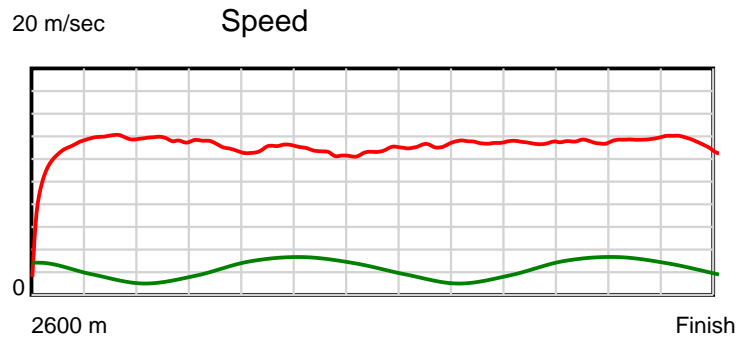
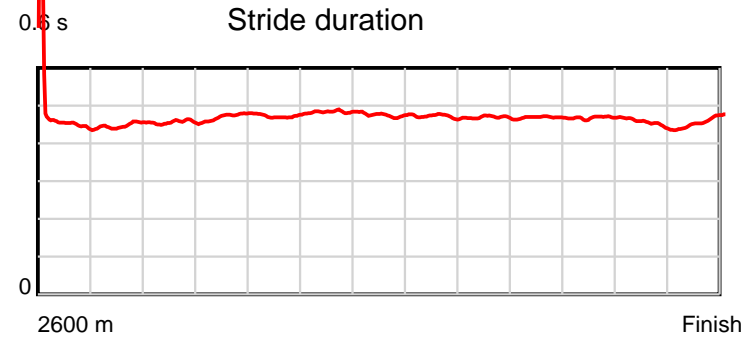
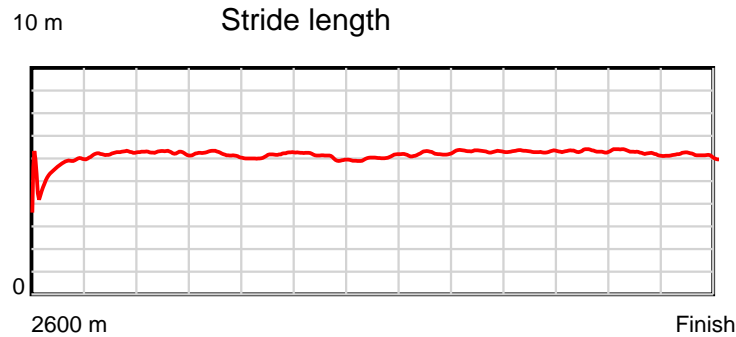
Disclaimer.

HRNZ and NZMTC and Thoroughbred Ratings Pty Ltd accepts no responsibility for the completeness or accuracy of any of the information contained herein, and makes no representations about its suitability for any particular purpose. Users should make their own judgements about those matters and/or seek independent advice. You assume all risks associated with use of the data provided on this page.

Race Results

June 21, 2024, Race 2, CONTINENTAL EVENT HIRE TROT, Distance 2600m, Addington - Survey 3200m

Result	TAB no.	Horse (Barrier)	2200m to	2000m to	1800m to	1600m to	1400m to	1200m to	1000m to	800m to	600m to	400m to	200m to	Total or	Margin
3rd	9	Natives Infern... (11)	2000m	1800m	1600m	1400m	1200m	1000m	800m	600m	400m	200m	WP	Average	
		Position in running (margin)	6(8.8)	5(7.8)	6(7.4)	5(5.7)	5(5.8)	7(5.7)	6(5.9)	6(5.7)	6(5.3)	6(4.5)	2(1.2)		2.00
		Sectional time (s)	15.08	15.29	15.63	15.99	15.62	15.43	15.36	14.86	15.01	14.68	15.02		
		Cumulative time (s)	167.97	152.89	137.60	121.97	105.98	90.36	74.93	59.57	44.71	29.70	15.02	3:19.84	
		Speed (m/s)	13.26	13.08	12.80	12.51	12.80	12.96	13.02	13.46	13.32	13.62	13.32	13.01	
		Stride length (m)	6.05	6.17	6.05	6.05	6.08	6.11	6.10	6.31	6.24	6.15	6.13	6.08	
		Stride duration (s)	0.456	0.472	0.473	0.483	0.475	0.471	0.468	0.469	0.468	0.451	0.460	0.467	
		Stride efficiency (%)	57.13	59.46	57.15	57.14	57.83	58.36	58.11	62.27	60.82	59.04	58.70	57.70	
		Stride count	33.08	32.42	33.07	33.07	32.88	32.73	32.80	31.68	32.06	32.54	32.63	427.87	



Note: Horizontal distance axis grid lines are 200m furlongs.

Disclaimer.

HRNZ and NZMTC and Thoroughbred Ratings Pty Ltd accepts no responsibility for the completeness or accuracy of any of the information contained herein, and makes no representations about its suitability for any particular purpose. Users should make their own judgements about those matters and/or seek independent advice. You assume all risks associated with use of the data provided on this page.



Race Results



June 21, 2024, Race 2, CONTINENTAL EVENT HIRE TROT, Distance 2600m, Addington - Survey 3200m

Result	TAB no.	Horse (Barrier)	2600 to	2400m to
4th	14	Markthewarrior (1)	2400m	2200m
		Position in running (margin)	-	15(20.7)
		Sectional time (s)	19.29	15.18
		Cumulative time (s)	199.96	180.67
		Speed (m/s)	10.37	13.18
		Stride length (m)	5.58	6.08
		Stride duration (s)	0.474	0.461
		Stride efficiency (%)	48.74	57.67
		Stride count	35.81	32.92

Disclaimer.

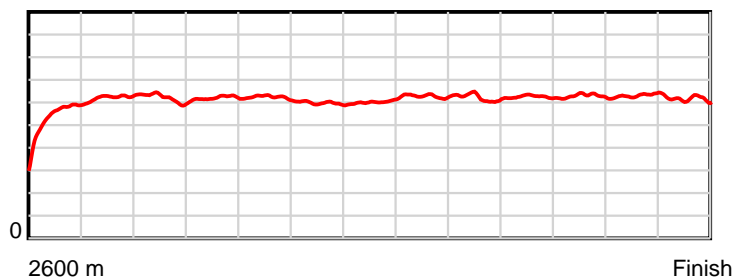
HRNZ and NZMTC and Thoroughbred Ratings Pty Ltd accepts no responsibility for the completeness or accuracy of any of the information contained herein, and makes no representations about its suitability for any particular purpose. Users should make their own judgements about those matters and/or seek independent advice. You assume all risks associated with use of the data provided on this page.

Race Results

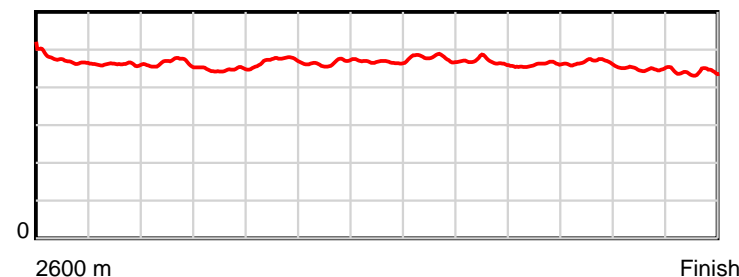
June 21, 2024, Race 2, CONTINENTAL EVENT HIRE TROT, Distance 2600m, Addington - Survey 3200m

Result	TAB no.	Horse (Barrier)	2200m to	2000m to	1800m to	1600m to	1400m to	1200m to	1000m to	800m to	600m to	400m to	200m to	Total or	Margin
4th	14	Markthewarrior (1)	2000m	1800m	1600m	1400m	1200m	1000m	800m	600m	400m	200m	WP	Average	
		Position in running (margin)	14(24.4)	13(25.6)	13(19.8)	13(17.0)	13(13.8)	13(12.3)	13(12.8)	13(12.7)	13(11.7)	13(11.6)	9(5.9)		2.60
		Sectional time (s)	15.45	14.40	15.43	15.43	15.39	15.49	15.37	14.76	15.11	14.28	14.38		
		Cumulative time (s)	165.49	150.04	135.64	120.21	104.78	89.39	73.90	58.53	43.77	28.66	14.38	3:19.96	
		Speed (m/s)	12.94	13.89	12.96	12.96	13.00	12.91	13.01	13.55	13.24	14.01	13.91	13.00	
		Stride length (m)	6.01	6.21	6.10	6.04	6.07	6.17	6.09	6.24	6.16	6.29	6.12	6.08	
		Stride duration (s)	0.464	0.447	0.471	0.466	0.467	0.478	0.468	0.460	0.466	0.449	0.440	0.468	
		Stride efficiency (%)	56.50	60.26	58.16	56.93	57.61	59.51	57.98	60.77	59.35	61.86	58.49	57.86	
		Stride count	33.26	32.21	32.78	33.14	32.94	32.41	32.83	32.07	32.45	31.79	32.69	427.30	

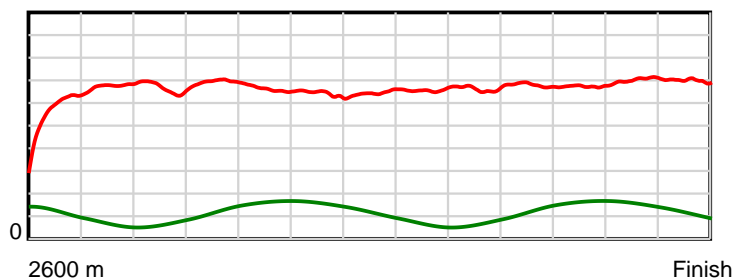
10 m Stride length



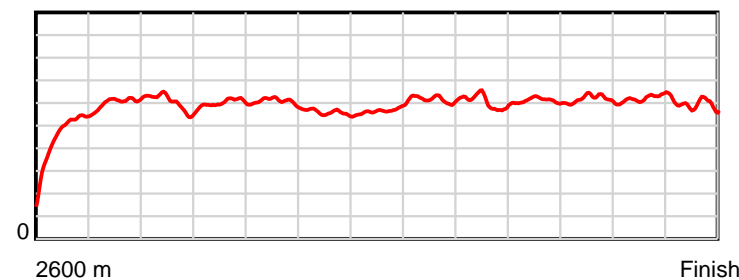
0.6 s Stride duration



20 m/sec Speed



100 % Stride efficiency



Note: Horizontal distance axis grid lines are 200m furlongs.

Disclaimer.

HRNZ and NZMTC and Thoroughbred Ratings Pty Ltd accepts no responsibility for the completeness or accuracy of any of the information contained herein, and makes no representations about its suitability for any particular purpose. Users should make their own judgements about those matters and/or seek independent advice. You assume all risks associated with use of the data provided on this page.



Race Results



June 21, 2024, Race 2, CONTINENTAL EVENT HIRE TROT, Distance 2600m, Addington - Survey 3200m

Result	TAB no.	Horse (Barrier)	2600 to	2400m to
5th	8	Dark Ghana (10)	2400m	2200m
		Position in running (margin)	-	2(0.6)
		Sectional time (s)	15.80	15.33
		Cumulative time (s)	199.99	184.19
		Speed (m/s)	12.66	13.05
		Stride length (m)	0.00	0.00
		Stride duration (s)	0.000	0.000
		Stride efficiency (%)	0.00	0.00
		Stride count	0.00	0.00

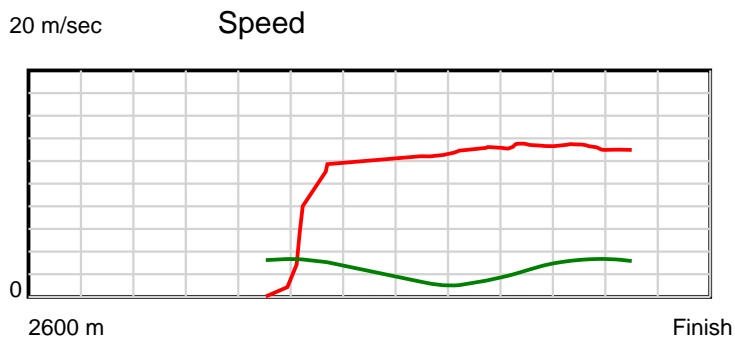
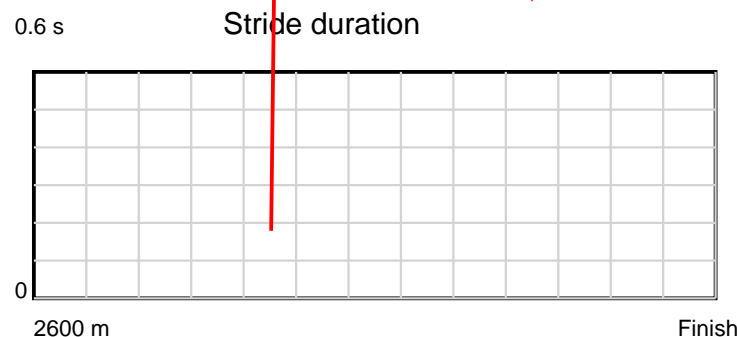
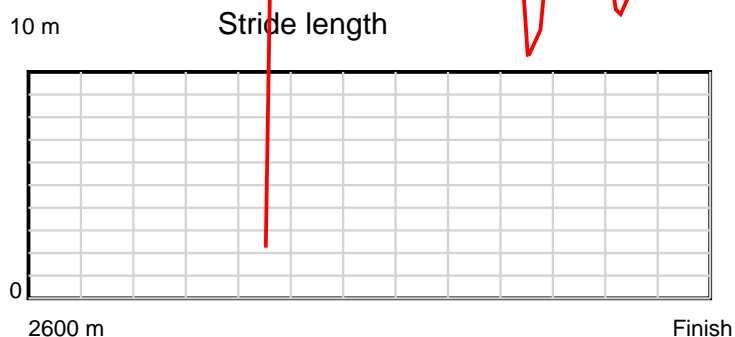
Disclaimer.

HRNZ and NZMTC and Thoroughbred Ratings Pty Ltd accepts no responsibility for the completeness or accuracy of any of the information contained herein, and makes no representations about its suitability for any particular purpose. Users should make their own judgements about those matters and/or seek independent advice. You assume all risks associated with use of the data provided on this page.

Race Results

June 21, 2024, Race 2, CONTINENTAL EVENT HIRE TROT, Distance 2600m, Addington - Survey 3200m

Result	TAB no.	Horse (Barrier)	2200m to	2000m to	1800m to	1600m to	1400m to	1200m to	1000m to	800m to	600m to	400m to	200m to	Total or	Margin
5th	8	Dark Ghana (10)	2000m	1800m	1600m	1400m	1200m	1000m	800m	600m	400m	200m	WP	Average	
		Position in running (margin)	4(5.2)	4(5.8)	3(4.2)	4(4.9)	4(4.2)	5(4.2)	5(3.9)	5(4.2)	4(3.3)	5(4.1)	8(5.3)		2.70
		Sectional time (s)	15.35	15.10	16.01	15.85	15.63	15.37	15.44	14.78	15.27	15.43	14.63		
		Cumulative time (s)	168.86	153.51	138.41	122.40	106.55	90.92	75.55	60.11	45.33	30.06	14.63	3:19.99	
		Speed (m/s)	13.03	13.25	12.49	12.62	12.80	13.01	12.95	13.53	13.10	12.96	13.67	13.00	
		Stride length (m)	0.00	0.00	613.03	10.07	6.17	9.09	12.98	10.60	9.26	19.25	44.68	17.89	
		Stride duration (s)	0.000	0.000	49.085	0.798	0.482	0.699	1.002	0.783	0.707	1.485	3.269	1.376	
		Stride efficiency (%)	0.00	0.00	587261.75	158.53	59.55	129.25	263.30	175.46	134.05	578.78	3119.78	500.22	
		Stride count	0.00	0.00	0.33	19.86	32.40	21.99	15.41	18.87	21.59	10.39	4.48	145.32	



Note: Horizontal distance axis grid lines are 200m furlongs.

Disclaimer.

HRNZ and NZMTC and Thoroughbred Ratings Pty Ltd accepts no responsibility for the completeness or accuracy of any of the information contained herein, and makes no representations about its suitability for any particular purpose. Users should make their own judgements about those matters and/or seek independent advice. You assume all risks associated with use of the data provided on this page.



Race Results



June 21, 2024, Race 2, CONTINENTAL EVENT HIRE TROT, Distance 2600m, Addington - Survey 3200m

Result	TAB no.	Horse (Barrier)	2600 to	2400m to
6th	4	MM Sunshine (6)	2400m	2200m
		Position in running (margin)	-	4(1.8)
		Sectional time (s)	16.14	14.70
		Cumulative time (s)	200.17	184.03
		Speed (m/s)	12.39	13.61
		Stride length (m)	5.61	6.36
		Stride duration (s)	0.453	0.468
		Stride efficiency (%)	49.20	63.29
		Stride count	35.64	31.43

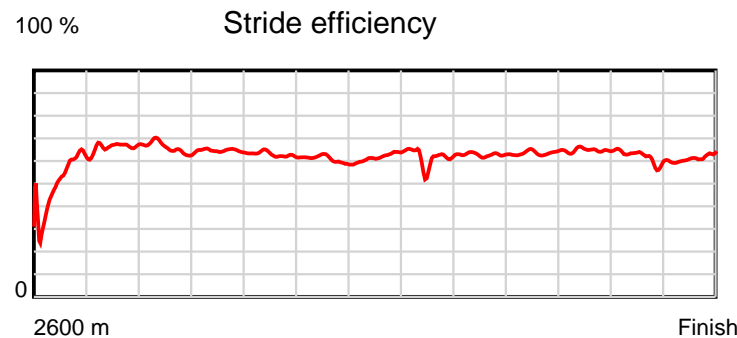
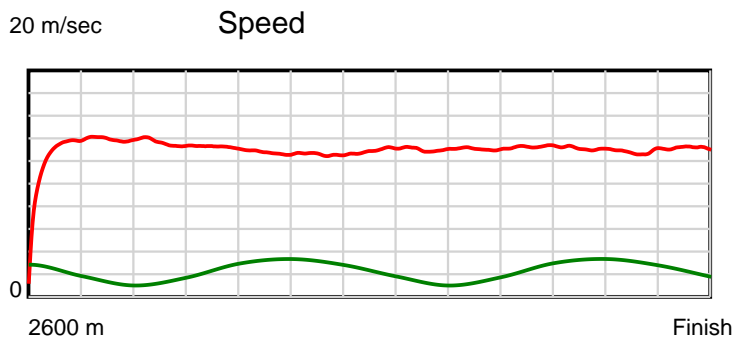
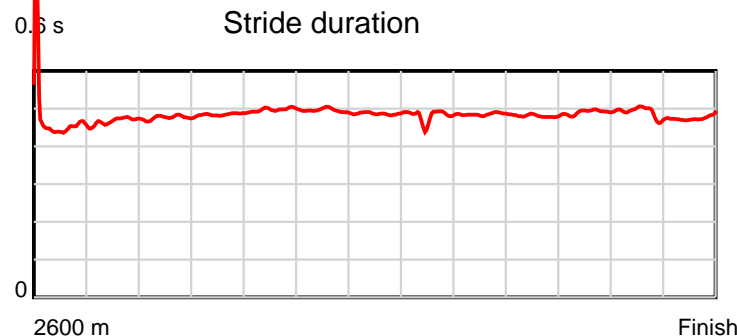
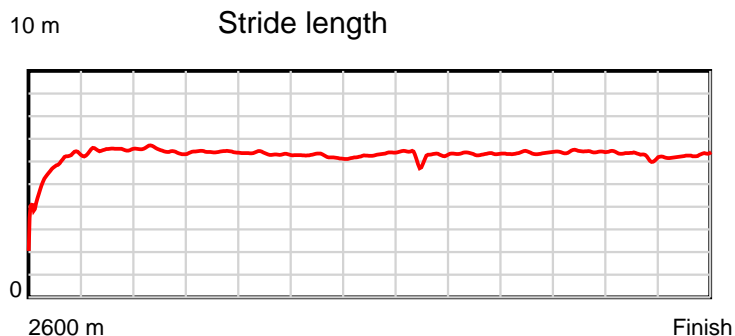
Disclaimer.

HRNZ and NZMTC and Thoroughbred Ratings Pty Ltd accepts no responsibility for the completeness or accuracy of any of the information contained herein, and makes no representations about its suitability for any particular purpose. Users should make their own judgements about those matters and/or seek independent advice. You assume all risks associated with use of the data provided on this page.

Race Results

June 21, 2024, Race 2, CONTINENTAL EVENT HIRE TROT, Distance 2600m, Addington - Survey 3200m

Result	TAB no.	Horse (Barrier)	2200m to	2000m to	1800m to	1600m to	1400m to	1200m to	1000m to	800m to	600m to	400m to	200m to	Total or	Margin
6th	4	MM Sunshine (6)	2000m	1800m	1600m	1400m	1200m	1000m	800m	600m	400m	200m	WP	Average	
		Position in running (margin)	2(2.6)	2(2.5)	2(2.4)	2(2.3)	2(1.8)	2(1.4)	3(2.1)	3(2.0)	3(1.9)	3(1.9)	5(2.4)		3.80
		Sectional time (s)	15.22	15.35	15.89	15.88	15.57	15.52	15.38	14.91	15.14	15.32	15.15		
		Cumulative time (s)	169.33	154.11	138.76	122.87	106.99	91.42	75.90	60.52	45.61	30.47	15.15	3:20.17	
		Speed (m/s)	13.14	13.03	12.59	12.59	12.85	12.89	13.00	13.41	13.21	13.05	13.20	12.99	
		Stride length (m)	6.26	6.32	6.27	6.23	6.25	6.19	6.31	6.45	6.49	6.39	6.30	6.26	
		Stride duration (s)	0.476	0.485	0.498	0.495	0.487	0.480	0.485	0.481	0.491	0.490	0.477	0.482	
		Stride efficiency (%)	61.18	62.44	61.34	60.71	61.12	59.79	62.20	65.02	65.77	63.84	61.98	61.16	
		Stride count	31.96	31.64	31.92	32.09	31.98	32.33	31.70	31.01	30.83	31.29	31.76	415.58	



Note: Horizontal distance axis grid lines are 200m furlongs.

Disclaimer.

HRNZ and NZMTC and Thoroughbred Ratings Pty Ltd accepts no responsibility for the completeness or accuracy of any of the information contained herein, and makes no representations about its suitability for any particular purpose. Users should make their own judgements about those matters and/or seek independent advice. You assume all risks associated with use of the data provided on this page.



Race Results



June 21, 2024, Race 2, CONTINENTAL EVENT HIRE TROT, Distance 2600m, Addington - Survey 3200m

Result	TAB no.	Horse (Barrier)	2600 to	2400m to
7th	2	Forgiveness (4)	2400m	2200m
		Position in running (margin)	-	14(20.0)
		Sectional time (s)	19.07	15.02
		Cumulative time (s)	200.40	181.33
		Speed (m/s)	10.49	13.32
		Stride length (m)	4.56	5.96
		Stride duration (s)	0.430	0.448
		Stride efficiency (%)	32.44	55.51
		Stride count	43.90	33.56

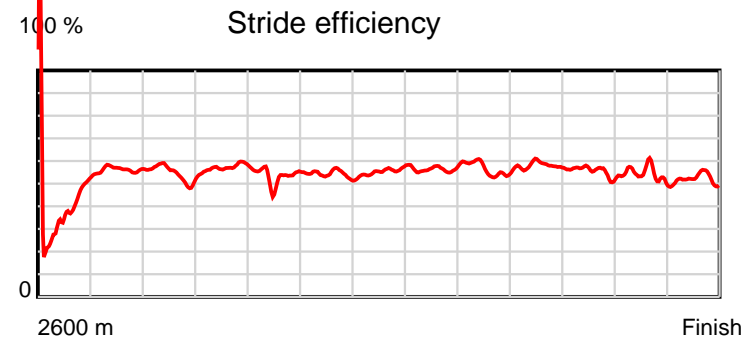
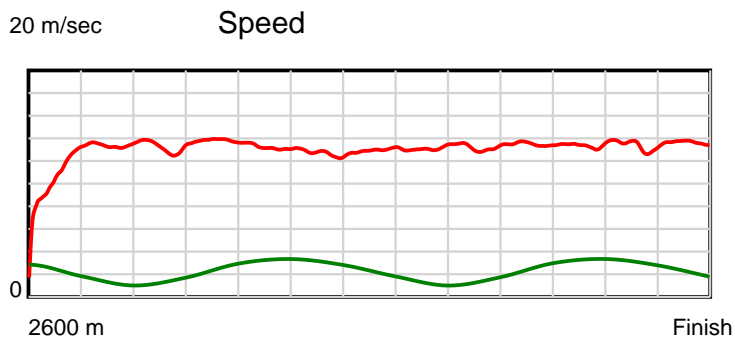
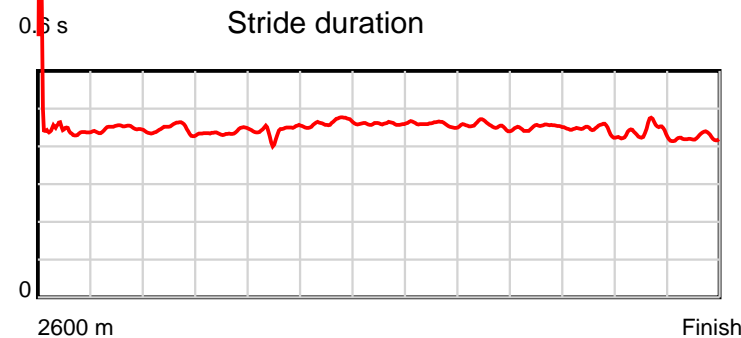
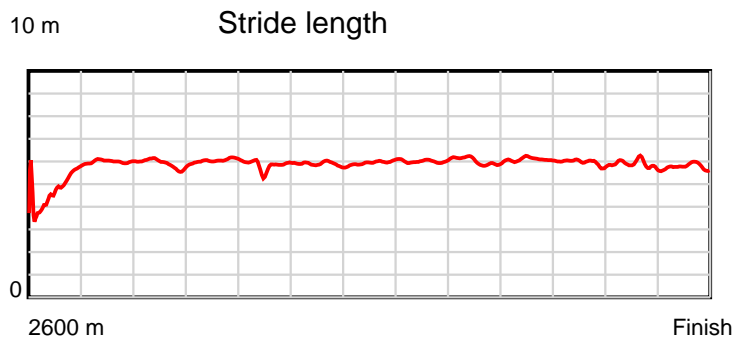
Disclaimer.

HRNZ and NZMTC and Thoroughbred Ratings Pty Ltd accepts no responsibility for the completeness or accuracy of any of the information contained herein, and makes no representations about its suitability for any particular purpose. Users should make their own judgements about those matters and/or seek independent advice. You assume all risks associated with use of the data provided on this page.

Race Results

June 21, 2024, Race 2, CONTINENTAL EVENT HIRE TROT, Distance 2600m, Addington - Survey 3200m

Result	TAB no.	Horse (Barrier)	2200m to	2000m to	1800m to	1600m to	1400m to	1200m to	1000m to	800m to	600m to	400m to	200m to	Total or	Margin
7th	2	Forgiveness (4)	2000m	1800m	1600m	1400m	1200m	1000m	800m	600m	400m	200m	WP	Average	
		Position in running (margin)	13(22.7)	12(23.0)	12(17.4)	11(12.9)	11(10.8)	11(10.2)	10(10.4)	10(9.8)	11(9.7)	11(8.8)	13(6.9)		5.00
		Sectional time (s)	15.28	14.45	15.15	15.62	15.54	15.43	15.31	14.91	14.98	14.93	14.71		
		Cumulative time (s)	166.31	151.03	136.58	121.43	105.81	90.27	74.84	59.53	44.62	29.64	14.71	3:20.40	
		Speed (m/s)	13.09	13.84	13.20	12.80	12.87	12.96	13.06	13.41	13.35	13.40	13.60	12.97	
		Stride length (m)	5.83	6.06	5.81	5.93	5.92	5.95	5.94	6.06	5.93	5.89	5.75	5.79	
		Stride duration (s)	0.445	0.438	0.440	0.463	0.460	0.459	0.455	0.451	0.444	0.440	0.423	0.446	
		Stride efficiency (%)	53.07	57.46	52.76	55.00	54.73	55.33	55.20	57.32	54.99	54.19	51.70	52.30	
		Stride count	34.32	32.98	34.42	33.71	33.79	33.61	33.65	33.02	33.72	33.96	34.77	449.41	



Note: Horizontal distance axis grid lines are 200m furlongs.

Disclaimer.

HRNZ and NZMTC and Thoroughbred Ratings Pty Ltd accepts no responsibility for the completeness or accuracy of any of the information contained herein, and makes no representations about its suitability for any particular purpose. Users should make their own judgements about those matters and/or seek independent advice. You assume all risks associated with use of the data provided on this page.



Race Results



June 21, 2024, Race 2, CONTINENTAL EVENT HIRE TROT, Distance 2600m, Addington - Survey 3200m

Result	TAB no.	Horse (Barrier)	2600 to	2400m to
8th	13	Boyz Invasion (2)	2400m	2200m
		Position in running (margin)	-	9(10.4)
		Sectional time (s)	17.52	15.47
		Cumulative time (s)	200.63	183.11
		Speed (m/s)	11.41	12.93
		Stride length (m)	5.43	5.71
		Stride duration (s)	0.444	0.442
		Stride efficiency (%)	46.06	51.00
		Stride count	36.84	35.01

Disclaimer.

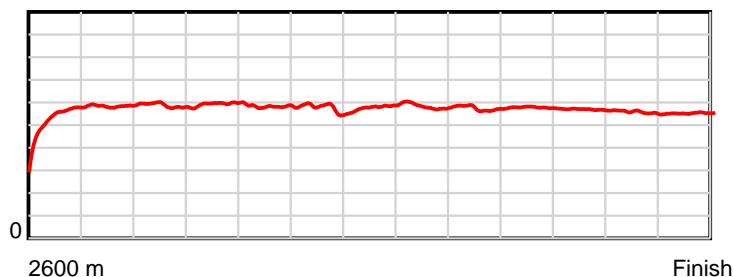
HRNZ and NZMTC and Thoroughbred Ratings Pty Ltd accepts no responsibility for the completeness or accuracy of any of the information contained herein, and makes no representations about its suitability for any particular purpose. Users should make their own judgements about those matters and/or seek independent advice. You assume all risks associated with use of the data provided on this page.

Race Results

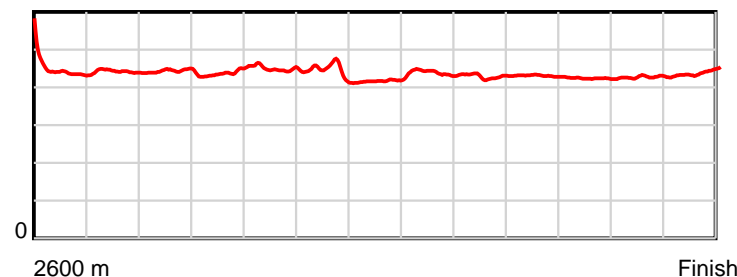
June 21, 2024, Race 2, CONTINENTAL EVENT HIRE TROT, Distance 2600m, Addington - Survey 3200m

Result	TAB no.	Horse (Barrier)	2200m to	2000m to	1800m to	1600m to	1400m to	1200m to	1000m to	800m to	600m to	400m to	200m to	Total or	Margin
8th	13	Boyz Invasion (2)	2000m	1800m	1600m	1400m	1200m	1000m	800m	600m	400m	200m	WP	Average	
		Position in running (margin)	9(15.8)	9(17.4)	9(13.8)	10(12.6)	9(9.9)	3(2.0)	2(2.1)	2(1.5)	2(1.2)	2(1.1)	3(1.3)		6.30
		Sectional time (s)	15.51	14.77	15.69	15.53	14.31	15.41	15.30	14.89	15.11	15.27	15.85		
		Cumulative time (s)	167.64	152.13	137.36	121.67	106.14	91.83	76.42	61.12	46.23	31.12	15.85	3:20.63	
		Speed (m/s)	12.89	13.54	12.75	12.88	13.98	12.98	13.07	13.43	13.24	13.10	12.62	12.96	
		Stride length (m)	5.72	5.93	5.73	5.72	5.84	5.70	5.61	5.78	5.61	5.60	5.55	5.68	
		Stride duration (s)	0.443	0.438	0.449	0.444	0.418	0.439	0.429	0.430	0.424	0.428	0.440	0.439	
		Stride efficiency (%)	51.13	54.94	51.22	51.12	53.23	50.69	49.25	52.15	49.15	48.99	48.14	50.47	
		Stride count	34.96	33.73	34.93	34.97	34.27	35.12	35.62	34.62	35.66	35.72	36.03	457.48	

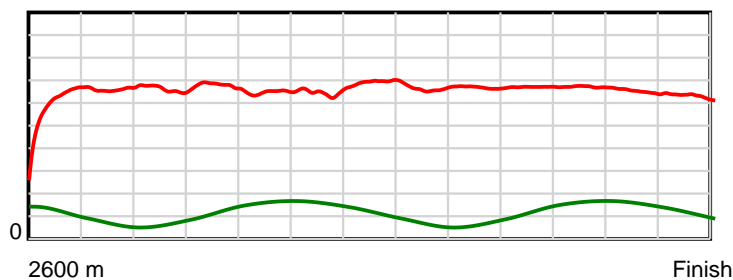
10 m Stride length



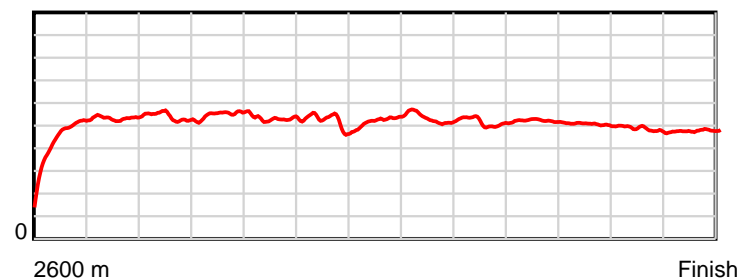
0.6 s Stride duration



20 m/sec Speed



100 % Stride efficiency



Note: Horizontal distance axis grid lines are 200m furlongs.

Disclaimer.

HRNZ and NZMTC and Thoroughbred Ratings Pty Ltd accepts no responsibility for the completeness or accuracy of any of the information contained herein, and makes no representations about its suitability for any particular purpose. Users should make their own judgements about those matters and/or seek independent advice. You assume all risks associated with use of the data provided on this page.



Race Results



June 21, 2024, Race 2, CONTINENTAL EVENT HIRE TROT, Distance 2600m, Addington - Survey 3200m

Result	TAB no.	Horse (Barrier)	2600 to	2400m to
9th	15	Very Majestic (0)	2400m	2200m
		Position in running (margin)	-	13(18.5)
		Sectional time (s)	18.92	16.10
		Cumulative time (s)	200.72	181.80
		Speed (m/s)	10.57	12.42
		Stride length (m)	4.87	5.36
		Stride duration (s)	0.434	0.431
		Stride efficiency (%)	37.00	44.89
		Stride count	41.10	37.32

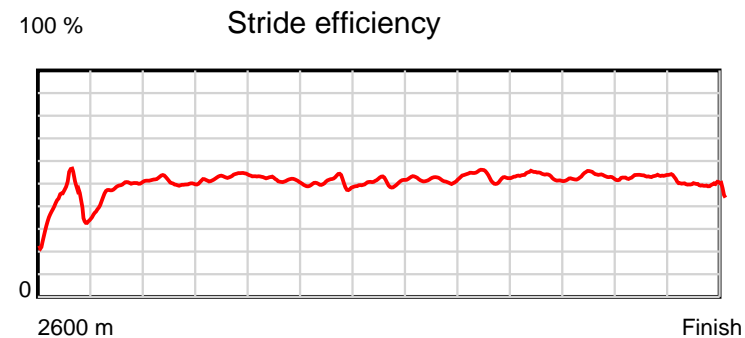
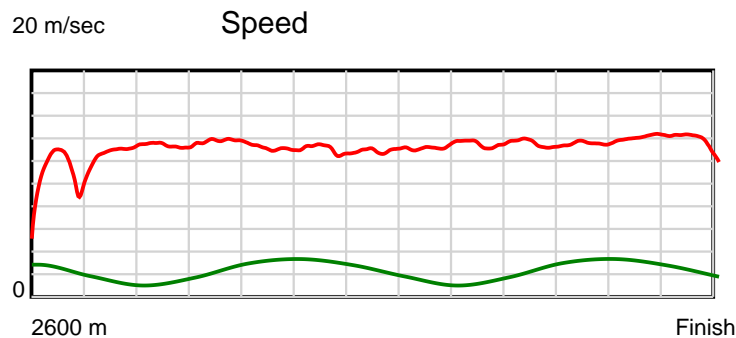
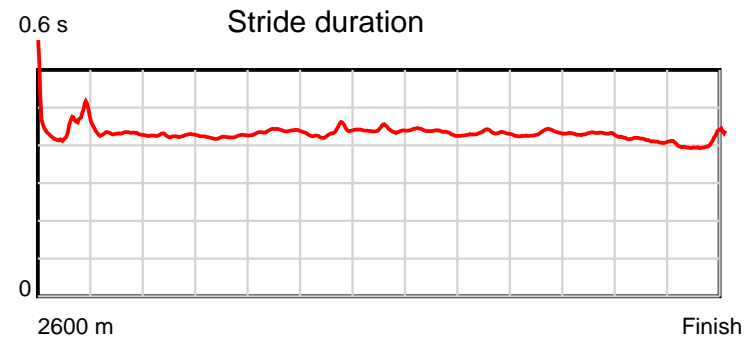
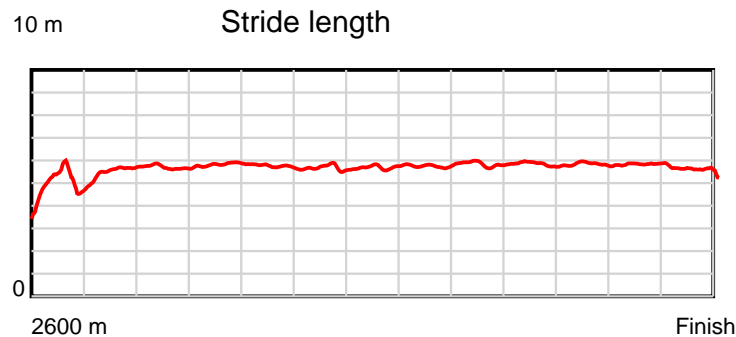
Disclaimer.

HRNZ and NZMTC and Thoroughbred Ratings Pty Ltd accepts no responsibility for the completeness or accuracy of any of the information contained herein, and makes no representations about its suitability for any particular purpose. Users should make their own judgements about those matters and/or seek independent advice. You assume all risks associated with use of the data provided on this page.

Race Results

June 21, 2024, Race 2, CONTINENTAL EVENT HIRE TROT, Distance 2600m, Addington - Survey 3200m

Result	TAB no.	Horse (Barrier)	2200m to	2000m to	1800m to	1600m to	1400m to	1200m to	1000m to	800m to	600m to	400m to	200m to	Total or	Margin
9th	15	Very Majestic (0)	2000m	1800m	1600m	1400m	1200m	1000m	800m	600m	400m	200m	WP	Average	
		Position in running (margin)	15(27.7)	15(27.5)	14(22.1)	14(18.8)	14(14.8)	14(13.5)	14(14.3)	14(14.3)	14(13.5)	14(12.4)	14(7.8)		6.70
		Sectional time (s)	15.22	14.47	15.34	15.31	15.42	15.53	15.39	14.79	14.96	14.47	14.80		
		Cumulative time (s)	165.70	150.48	136.01	120.67	105.36	89.94	74.41	59.02	44.23	29.27	14.80	3:20.72	
		Speed (m/s)	13.14	13.82	13.04	13.06	12.97	12.88	13.00	13.52	13.37	13.82	13.51	12.95	
		Stride length (m)	5.59	5.84	5.72	5.68	5.71	5.61	5.62	5.84	5.74	5.70	5.50	5.59	
		Stride duration (s)	0.426	0.423	0.438	0.435	0.441	0.436	0.432	0.432	0.430	0.412	0.407	0.431	
		Stride efficiency (%)	48.91	53.33	51.06	50.50	51.03	49.18	49.27	53.35	51.50	50.83	47.34	48.79	
		Stride count	35.75	34.24	34.99	35.18	35.00	35.65	35.62	34.23	34.84	35.07	36.34	465.33	



Note: Horizontal distance axis grid lines are 200m furlongs.

Disclaimer.

HRNZ and NZMTC and Thoroughbred Ratings Pty Ltd accepts no responsibility for the completeness or accuracy of any of the information contained herein, and makes no representations about its suitability for any particular purpose. Users should make their own judgements about those matters and/or seek independent advice. You assume all risks associated with use of the data provided on this page.



Race Results



June 21, 2024, Race 2, CONTINENTAL EVENT HIRE TROT, Distance 2600m, Addington - Survey 3200m

Result	TAB no.	Horse (Barrier)	2600 to	2400m to
10th	5	The Bloss (7)	2400m	2200m
		Position in running (margin)	-	1(0.0)
		Sectional time (s)	15.75	14.57
		Cumulative time (s)	200.78	185.03
		Speed (m/s)	12.70	13.73
		Stride length (m)	5.48	6.02
		Stride duration (s)	0.428	0.438
		Stride efficiency (%)	46.86	56.55
		Stride count	36.52	33.25

Disclaimer.

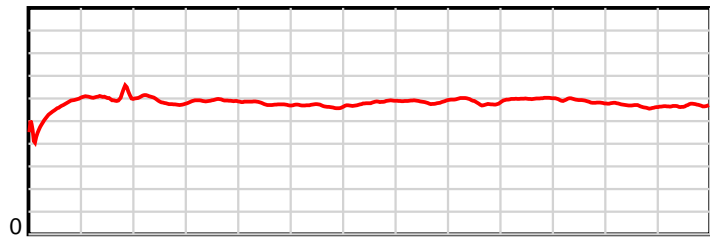
HRNZ and NZMTC and Thoroughbred Ratings Pty Ltd accepts no responsibility for the completeness or accuracy of any of the information contained herein, and makes no representations about its suitability for any particular purpose. Users should make their own judgements about those matters and/or seek independent advice. You assume all risks associated with use of the data provided on this page.

Race Results

June 21, 2024, Race 2, CONTINENTAL EVENT HIRE TROT, Distance 2600m, Addington - Survey 3200m

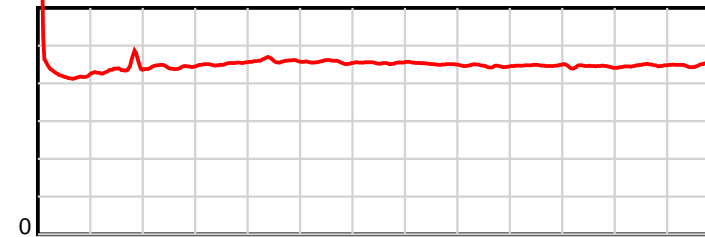
Result	TAB no.	Horse (Barrier)	2200m to	2000m to	1800m to	1600m to	1400m to	1200m to	1000m to	800m to	600m to	400m to	200m to	Total or	Margin
10th	5	The Bloss (7)	2000m	1800m	1600m	1400m	1200m	1000m	800m	600m	400m	200m	WP	Average	
		Position in running (margin)	1(0.0)	1(0.0)	1(0.0)	1(0.0)	1(0.0)	1(0.0)	1(0.0)	1(0.0)	1(0.0)	1(0.0)	4(2.0)		7.00
		Sectional time (s)	15.24	15.37	15.90	15.97	15.63	15.41	15.39	14.93	15.13	15.58	15.91		
		Cumulative time (s)	170.46	155.22	139.85	123.95	107.98	92.35	76.94	61.55	46.62	31.49	15.91	3:20.78	
		Speed (m/s)	13.12	13.01	12.58	12.52	12.80	12.98	13.00	13.40	13.22	12.84	12.57	12.95	
		Stride length (m)	5.82	5.88	5.79	5.72	5.81	5.86	5.79	6.00	5.87	5.74	5.67	5.80	
		Stride duration (s)	0.443	0.452	0.460	0.457	0.455	0.452	0.446	0.448	0.445	0.447	0.451	0.448	
		Stride efficiency (%)	52.94	54.04	52.40	51.17	52.84	53.72	52.41	56.19	53.93	51.49	50.24	52.59	
		Stride count	34.36	34.01	34.54	34.95	34.39	34.11	34.53	33.35	34.05	34.84	35.27	448.17	

10 m Stride length



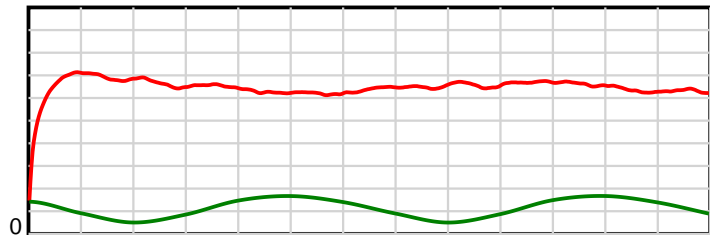
2600 m Finish

0.6 s Stride duration



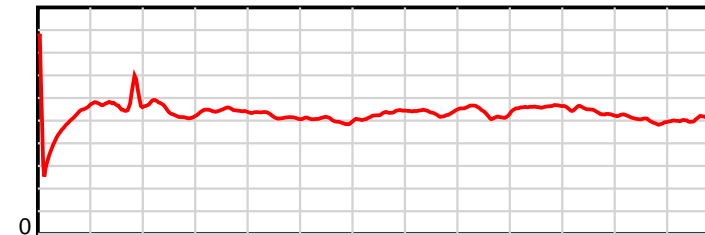
2600 m Finish

20 m/sec Speed



2600 m Finish

100 % Stride efficiency



2600 m Finish

Note: Horizontal distance axis grid lines are 200m furlongs.

Disclaimer.

HRNZ and NZMTC and Thoroughbred Ratings Pty Ltd accepts no responsibility for the completeness or accuracy of any of the information contained herein, and makes no representations about its suitability for any particular purpose. Users should make their own judgements about those matters and/or seek independent advice. You assume all risks associated with use of the data provided on this page.



Race Results



June 21, 2024, Race 2, CONTINENTAL EVENT HIRE TROT, Distance 2600m, Addington - Survey 3200m

Result	TAB no.	Horse (Barrier)	2600 to	2400m to
11th	6	Noah Magnific (8)	2400m	2200m
		Position in running (margin)	-	6(7.4)
		Sectional time (s)	17.07	15.57
		Cumulative time (s)	200.78	183.71
		Speed (m/s)	11.72	12.85
		Stride length (m)	5.35	5.66
		Stride duration (s)	0.442	0.440
		Stride efficiency (%)	44.65	49.97
		Stride count	37.41	35.37

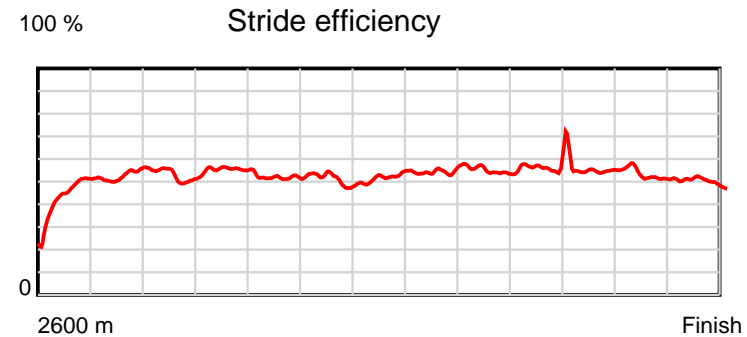
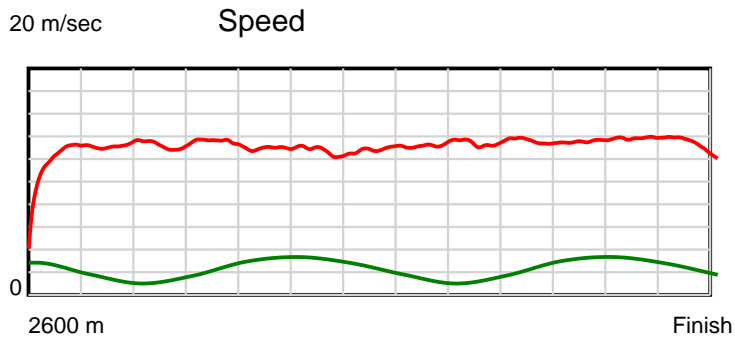
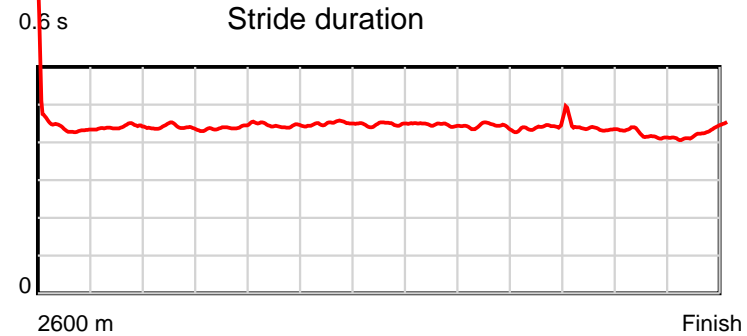
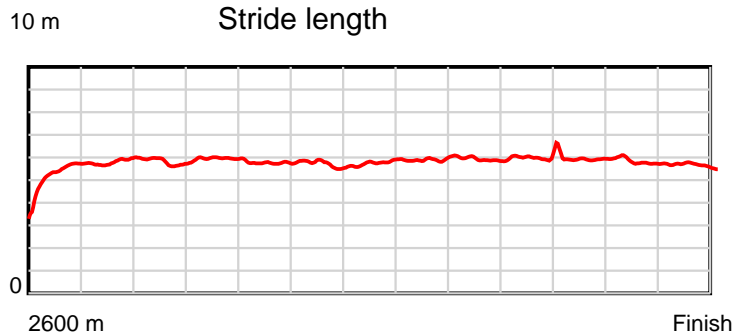
Disclaimer.

HRNZ and NZMTC and Thoroughbred Ratings Pty Ltd accepts no responsibility for the completeness or accuracy of any of the information contained herein, and makes no representations about its suitability for any particular purpose. Users should make their own judgements about those matters and/or seek independent advice. You assume all risks associated with use of the data provided on this page.

Race Results

June 21, 2024, Race 2, CONTINENTAL EVENT HIRE TROT, Distance 2600m, Addington - Survey 3200m

Result	TAB no.	Horse (Barrier)	2200m to	2000m to	1800m to	1600m to	1400m to	1200m to	1000m to	800m to	600m to	400m to	200m to	Total or	Margin
11th	6	Noah Magnific (8)	2000m	1800m	1600m	1400m	1200m	1000m	800m	600m	400m	200m	WP	Average	
		Position in running (margin)	8(13.4)	8(15.1)	8(11.8)	9(10.7)	10(10.1)	10(10.1)	11(10.4)	11(10.0)	10(9.2)	10(8.3)	11(6.0)		7.00
		Sectional time (s)	15.52	14.83	15.72	15.86	15.63	15.45	15.33	14.79	15.00	14.85	15.16		
		Cumulative time (s)	168.14	152.62	137.79	122.07	106.21	90.58	75.13	59.80	45.01	30.01	15.16	3:20.78	
		Speed (m/s)	12.89	13.49	12.72	12.61	12.80	12.94	13.05	13.52	13.33	13.47	13.19	12.95	
		Stride length (m)	5.68	5.93	5.66	5.68	5.73	5.78	5.76	6.01	5.81	5.64	5.67	5.71	
		Stride duration (s)	0.440	0.439	0.445	0.451	0.448	0.447	0.441	0.444	0.436	0.419	0.430	0.441	
		Stride efficiency (%)	50.36	54.86	50.04	50.44	51.34	52.22	51.76	56.44	52.70	49.79	50.20	51.03	
		Stride count	35.23	33.75	35.34	35.20	34.89	34.60	34.75	33.28	34.44	35.43	35.29	454.98	



Note: Horizontal distance axis grid lines are 200m furlongs.

Disclaimer.

HRNZ and NZMTC and Thoroughbred Ratings Pty Ltd accepts no responsibility for the completeness or accuracy of any of the information contained herein, and makes no representations about its suitability for any particular purpose. Users should make their own judgements about those matters and/or seek independent advice. You assume all risks associated with use of the data provided on this page.



Race Results



June 21, 2024, Race 2, CONTINENTAL EVENT HIRE TROT, Distance 2600m, Addington - Survey 3200m

Result	TAB no.	Horse (Barrier)	2600 to	2400m to
12th	11	A Hill Two Men... (13)	2400m	2200m
		Position in running (margin)	-	8(8.9)
		Sectional time (s)	17.40	14.55
		Cumulative time (s)	200.88	183.48
		Speed (m/s)	11.49	13.75
		Stride length (m)	5.84	6.31
		Stride duration (s)	0.464	0.459
		Stride efficiency (%)	53.23	62.26
		Stride count	34.27	31.69

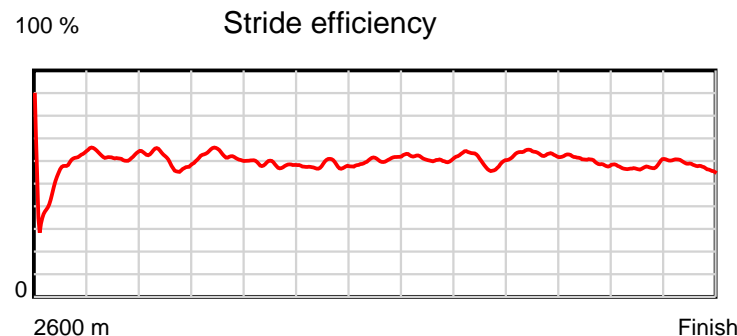
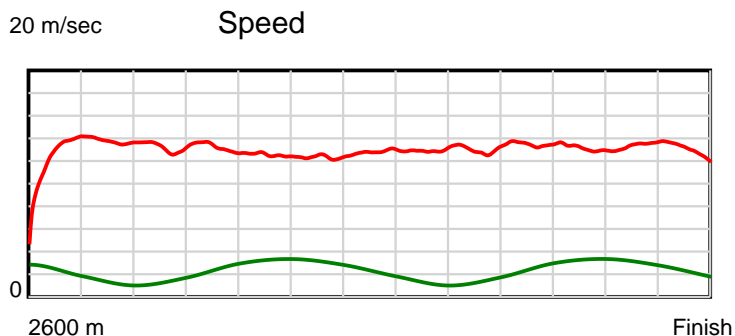
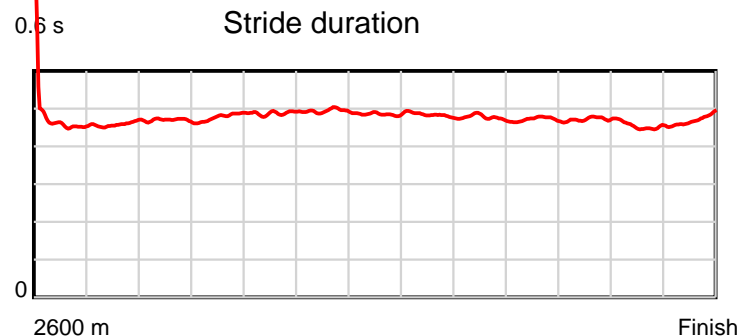
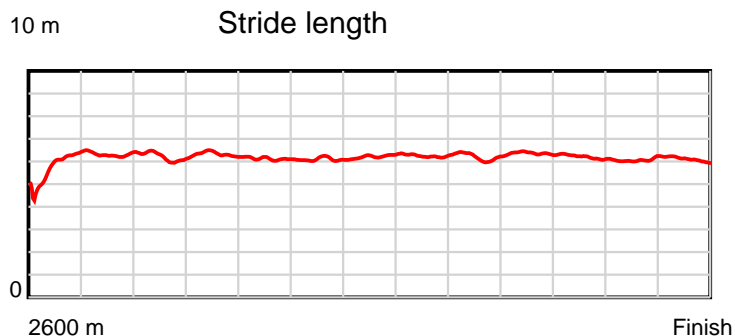
Disclaimer.

HRNZ and NZMTC and Thoroughbred Ratings Pty Ltd accepts no responsibility for the completeness or accuracy of any of the information contained herein, and makes no representations about its suitability for any particular purpose. Users should make their own judgements about those matters and/or seek independent advice. You assume all risks associated with use of the data provided on this page.

Race Results

June 21, 2024, Race 2, CONTINENTAL EVENT HIRE TROT, Distance 2600m, Addington - Survey 3200m

Result	TAB no.	Horse (Barrier)	2200m to	2000m to	1800m to	1600m to	1400m to	1200m to	1000m to	800m to	600m to	400m to	200m to	Total or	Margin
12th	11	A Hill Two Men... (13)	2000m	1800m	1600m	1400m	1200m	1000m	800m	600m	400m	200m	WP	Average	
		Position in running (margin)	5(8.8)	6(8.3)	5(6.6)	6(5.9)	6(6.1)	6(5.5)	7(6.0)	7(6.4)	7(5.4)	8(6.0)	7(4.1)		7.60
		Sectional time (s)	15.16	15.09	15.79	15.99	15.54	15.48	15.47	14.76	15.23	14.92	15.50		
		Cumulative time (s)	168.93	153.77	138.68	122.89	106.90	91.36	75.88	60.41	45.65	30.42	15.50	3:20.88	
		Speed (m/s)	13.19	13.25	12.67	12.51	12.87	12.92	12.93	13.55	13.13	13.40	12.90	12.94	
		Stride length (m)	6.19	6.34	6.18	6.17	6.25	6.25	6.16	6.39	6.20	6.08	6.09	6.19	
		Stride duration (s)	0.469	0.479	0.488	0.494	0.485	0.483	0.477	0.472	0.472	0.454	0.472	0.478	
		Stride efficiency (%)	59.84	62.83	59.76	59.56	60.97	60.96	59.31	63.79	60.02	57.82	57.89	59.78	
		Stride count	32.32	31.54	32.34	32.40	32.02	32.02	32.46	31.30	32.27	32.88	32.86	420.37	



Note: Horizontal distance axis grid lines are 200m furlongs.

Disclaimer.

HRNZ and NZMTC and Thoroughbred Ratings Pty Ltd accepts no responsibility for the completeness or accuracy of any of the information contained herein, and makes no representations about its suitability for any particular purpose. Users should make their own judgements about those matters and/or seek independent advice. You assume all risks associated with use of the data provided on this page.



Race Results



June 21, 2024, Race 2, CONTINENTAL EVENT HIRE TROT, Distance 2600m, Addington - Survey 3200m

Result	TAB no.	Horse (Barrier)	2600 to	2400m to
13th	7	Emily (9)	2400m	2200m
		Position in running (margin)	-	12(16.4)
		Sectional time (s)	18.45	15.34
		Cumulative time (s)	201.16	182.71
		Speed (m/s)	10.84	13.04
		Stride length (m)	5.01	6.11
		Stride duration (s)	0.458	0.469
		Stride efficiency (%)	39.26	58.30
		Stride count	39.90	32.74

Disclaimer.

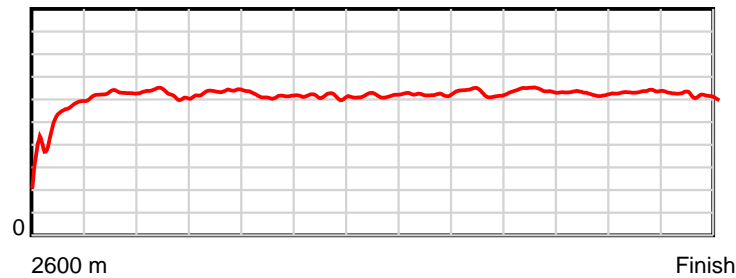
HRNZ and NZMTC and Thoroughbred Ratings Pty Ltd accepts no responsibility for the completeness or accuracy of any of the information contained herein, and makes no representations about its suitability for any particular purpose. Users should make their own judgements about those matters and/or seek independent advice. You assume all risks associated with use of the data provided on this page.

Race Results

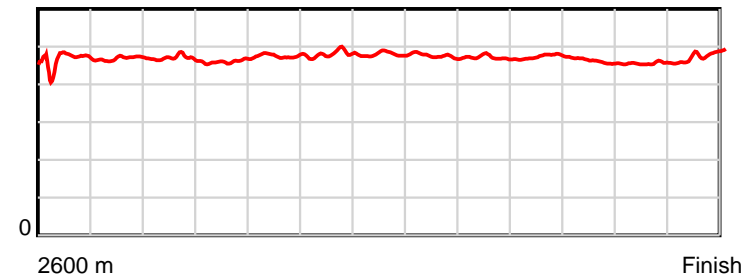
June 21, 2024, Race 2, CONTINENTAL EVENT HIRE TROT, Distance 2600m, Addington - Survey 3200m

Result	TAB no.	Horse (Barrier)	2200m to	2000m to	1800m to	1600m to	1400m to	1200m to	1000m to	800m to	600m to	400m to	200m to	Total or	Margin
13th	7	Emily (9)	2000m	1800m	1600m	1400m	1200m	1000m	800m	600m	400m	200m	WP	Average	
		Position in running (margin)	12(21.1)	11(22.5)	11(16.7)	12(15.5)	12(13.0)	12(11.6)	12(12.4)	12(12.4)	12(11.4)	12(11.1)	12(6.5)		9.10
		Sectional time (s)	15.47	14.41	15.70	15.56	15.39	15.55	15.39	14.76	15.08	14.49	15.57		
		Cumulative time (s)	167.37	151.90	137.49	121.79	106.23	90.84	75.29	59.90	45.14	30.06	15.57	3:21.16	
		Speed (m/s)	12.93	13.88	12.74	12.85	13.00	12.86	13.00	13.55	13.26	13.80	12.85	12.92	
		Stride length (m)	6.07	6.39	6.06	6.17	6.23	6.11	6.12	6.42	6.09	6.30	6.15	6.07	
		Stride duration (s)	0.470	0.460	0.476	0.480	0.479	0.475	0.471	0.474	0.459	0.456	0.479	0.470	
		Stride efficiency (%)	57.57	63.80	57.34	59.52	60.66	58.39	58.48	64.39	57.98	61.95	59.17	57.64	
		Stride count	32.95	31.30	33.02	32.41	32.10	32.72	32.69	31.16	32.83	31.76	32.50	428.08	

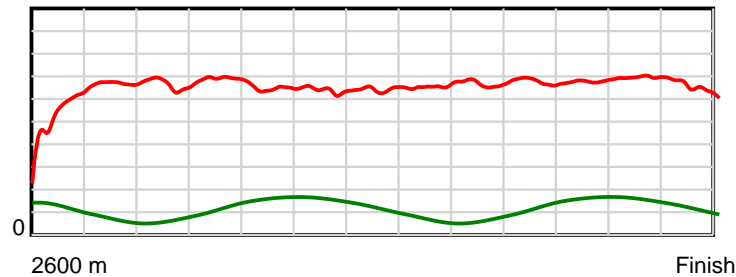
10 m Stride length



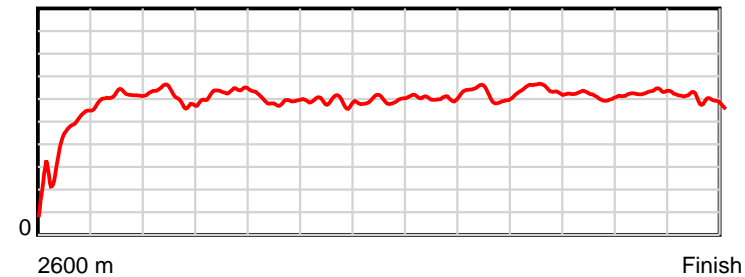
0.6 s Stride duration



20 m/sec Speed



100 % Stride efficiency



Note: Horizontal distance axis grid lines are 200m furlongs.

Disclaimer.

HRNZ and NZMTC and Thoroughbred Ratings Pty Ltd accepts no responsibility for the completeness or accuracy of any of the information contained herein, and makes no representations about its suitability for any particular purpose. Users should make their own judgements about those matters and/or seek independent advice. You assume all risks associated with use of the data provided on this page.



Race Results



June 21, 2024, Race 2, CONTINENTAL EVENT HIRE TROT, Distance 2600m, Addington - Survey 3200m

Result	TAB no.	Horse (Barrier)	2600 to	2400m to
14th	3	Blink N Bones (5)	2400m	2200m
		Position in running (margin)	-	7(7.7)
		Sectional time (s)	16.92	15.19
		Cumulative time (s)	201.34	184.42
		Speed (m/s)	11.82	13.17
		Stride length (m)	5.72	6.03
		Stride duration (s)	0.481	0.458
		Stride efficiency (%)	51.21	56.79
		Stride count	34.94	33.17

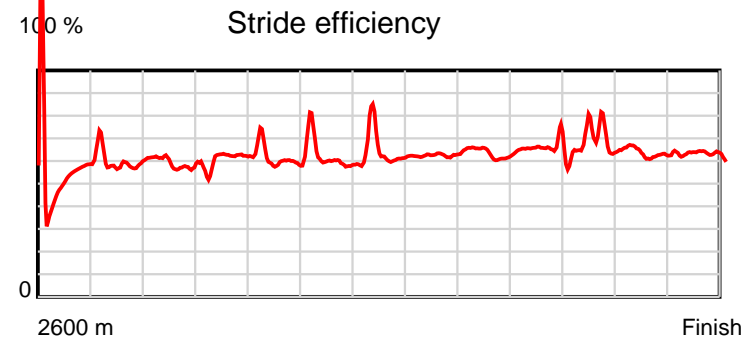
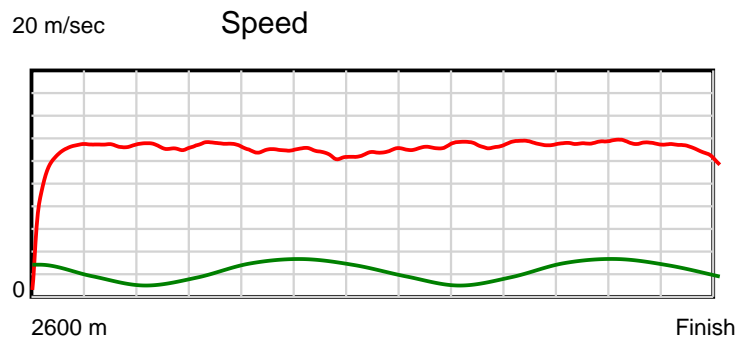
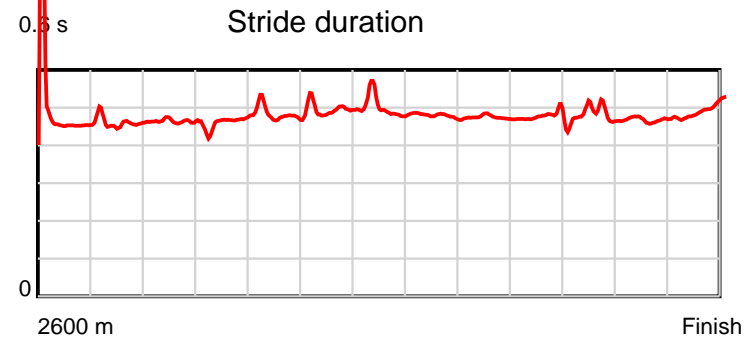
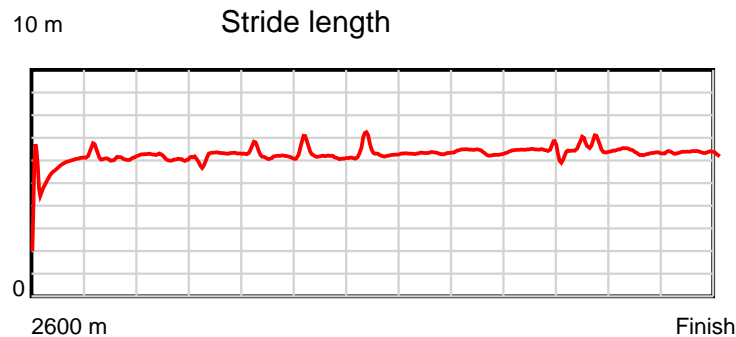
Disclaimer.

HRNZ and NZMTC and Thoroughbred Ratings Pty Ltd accepts no responsibility for the completeness or accuracy of any of the information contained herein, and makes no representations about its suitability for any particular purpose. Users should make their own judgements about those matters and/or seek independent advice. You assume all risks associated with use of the data provided on this page.

Race Results

June 21, 2024, Race 2, CONTINENTAL EVENT HIRE TROT, Distance 2600m, Addington - Survey 3200m

Result	TAB no.	Horse (Barrier)	2200m to	2000m to	1800m to	1600m to	1400m to	1200m to	1000m to	800m to	600m to	400m to	200m to	Total or	Margin
14th	3	Blink N Bones (5)	2000m	1800m	1600m	1400m	1200m	1000m	800m	600m	400m	200m	WP	Average	
		Position in running (margin)	7(11.4)	7(13.1)	7(10.0)	7(8.8)	8(8.1)	9(7.8)	9(8.3)	9(8.3)	9(7.4)	9(6.5)	10(5.9)		10.10
		Sectional time (s)	15.53	14.85	15.71	15.85	15.58	15.49	15.39	14.77	14.98	15.15	15.93		
		Cumulative time (s)	169.23	153.70	138.85	123.14	107.29	91.71	76.22	60.83	46.06	31.08	15.93	3:21.34	
		Speed (m/s)	12.88	13.47	12.73	12.62	12.84	12.91	13.00	13.54	13.35	13.20	12.55	12.91	
		Stride length (m)	5.96	6.18	6.12	6.24	6.36	6.17	6.17	6.36	6.38	6.19	6.26	6.16	
		Stride duration (s)	0.463	0.459	0.480	0.494	0.496	0.478	0.474	0.470	0.478	0.468	0.499	0.477	
		Stride efficiency (%)	55.52	59.60	58.48	60.79	63.25	59.56	59.42	63.20	63.54	59.78	61.30	59.28	
		Stride count	33.55	32.38	32.69	32.07	31.44	32.40	32.43	31.45	31.36	32.34	31.93	422.15	



Note: Horizontal distance axis grid lines are 200m furlongs.

Disclaimer.

HRNZ and NZMTC and Thoroughbred Ratings Pty Ltd accepts no responsibility for the completeness or accuracy of any of the information contained herein, and makes no representations about its suitability for any particular purpose. Users should make their own judgements about those matters and/or seek independent advice. You assume all risks associated with use of the data provided on this page.



Race Results



June 21, 2024, Race 2, CONTINENTAL EVENT HIRE TROT, Distance 2600m, Addington - Survey 3200m

Result	TAB no.	Horse (Barrier)	2600 to	2400m to
15th	12	Special Effect... (14)	2400m	2200m
		Position in running (margin)	-	10(14.5)
		Sectional time (s)	18.17	15.31
		Cumulative time (s)	205.32	187.15
		Speed (m/s)	11.01	13.06
		Stride length (m)	5.24	5.66
		Stride duration (s)	0.435	0.433
		Stride efficiency (%)	42.90	50.14
		Stride count	38.17	35.31

Disclaimer.

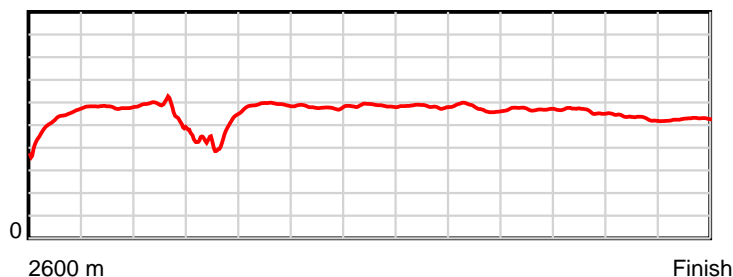
HRNZ and NZMTC and Thoroughbred Ratings Pty Ltd accepts no responsibility for the completeness or accuracy of any of the information contained herein, and makes no representations about its suitability for any particular purpose. Users should make their own judgements about those matters and/or seek independent advice. You assume all risks associated with use of the data provided on this page.

Race Results

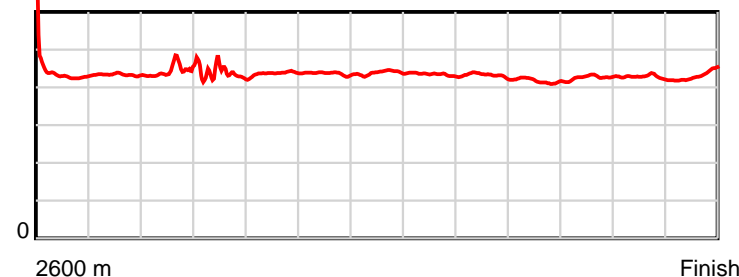
June 21, 2024, Race 2, CONTINENTAL EVENT HIRE TROT, Distance 2600m, Addington - Survey 3200m

Result	TAB no.	Horse (Barrier)	2200m to	2000m to	1800m to	1600m to	1400m to	1200m to	1000m to	800m to	600m to	400m to	200m to	Total or	Margin
15th	12	Special Effect... (14)	2000m	1800m	1600m	1400m	1200m	1000m	800m	600m	400m	200m	WP	Average	
		Position in running (margin)	11(18.9)	14(26.3)	15(47.5)	15(40.7)	15(34.2)	15(29.5)	15(26.7)	15(25.6)	15(23.5)	15(23.3)	15(26.4)		31.60
		Sectional time (s)	16.47	18.91	14.77	14.88	14.86	14.94	15.21	14.57	15.11	15.75	16.37		
		Cumulative time (s)	171.84	155.37	136.46	121.69	106.81	91.95	77.01	61.80	47.23	32.12	16.37	3:25.32	
		Speed (m/s)	12.14	10.58	13.54	13.44	13.46	13.39	13.15	13.73	13.24	12.70	12.22	12.66	
		Stride length (m)	5.36	4.53	5.93	5.87	5.90	5.81	5.68	5.72	5.65	5.43	5.28	5.52	
		Stride duration (s)	0.441	0.428	0.438	0.437	0.439	0.434	0.432	0.417	0.427	0.428	0.432	0.436	
		Stride efficiency (%)	44.91	32.03	54.96	53.82	54.47	52.79	50.39	51.20	49.94	46.11	43.58	47.56	
		Stride count	37.31	44.17	33.72	34.08	33.87	34.41	35.22	34.94	35.38	36.82	37.87	471.27	

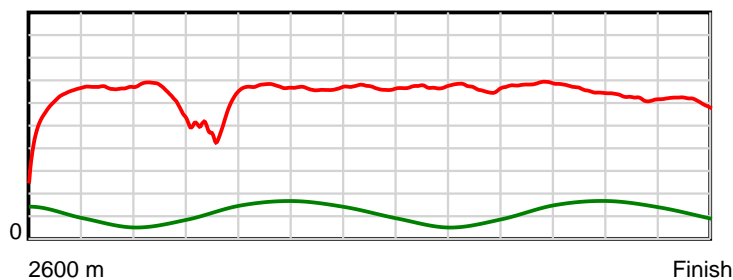
10 m Stride length



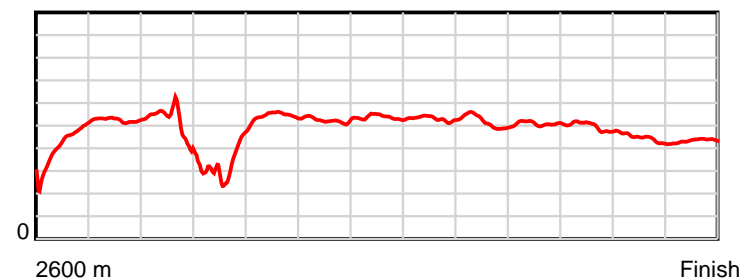
0.6 s Stride duration



20 m/sec Speed



100 % Stride efficiency



Note: Horizontal distance axis grid lines are 200m furlongs.

Disclaimer.

HRNZ and NZMTC and Thoroughbred Ratings Pty Ltd accepts no responsibility for the completeness or accuracy of any of the information contained herein, and makes no representations about its suitability for any particular purpose. Users should make their own judgements about those matters and/or seek independent advice. You assume all risks associated with use of the data provided on this page.