



Race Results

NZ Metropolitan Trotting Club Inc, HRNZ, June 21, 2024

Compilation date: June 21, 2024, 7:25:11 PM (NZST)

Copyright © 2024 HRNZ and NZMTC. All rights reserved.

Trademarks.

StrideMASTER is a registered trademark of Thoroughbred Ratings Pty Ltd.

Disclaimer.

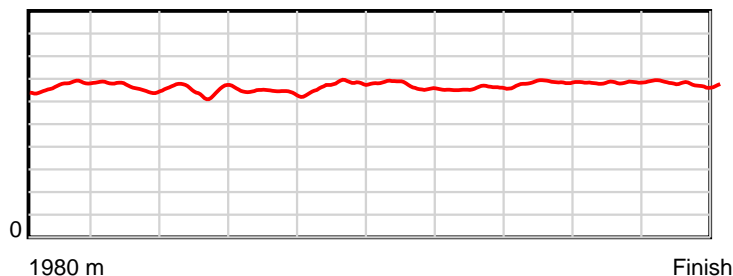
HRNZ and NZMTC and Thoroughbred Ratings Pty Ltd accepts no responsibility for the completeness or accuracy of any of the information contained herein, and makes no representations about its suitability for any particular purpose. Users should make their own judgements about those matters and/or seek independent advice. You assume all risks associated with use of the data provided on this page.

Race Results

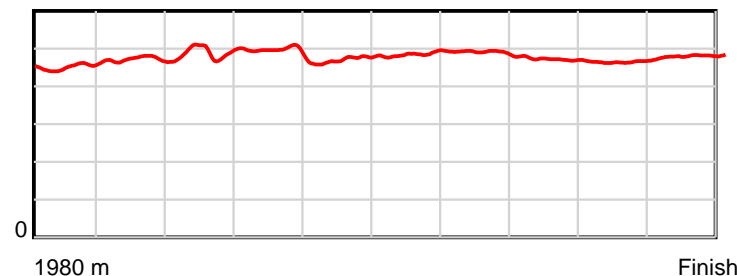
June 21, 2024, Race 5, FAHEY FENCE HIRE MOBILE PACE, Distance 1980m, Addington - Survey 1980m

Result	TAB no.	Horse (Barrier)	1980 to	1800m to	1600m to	1400m to	1200m to	1000m to	800m to	600m to	400m to	200m to	Total or	Margin
1st	11	Neverseenthera... (11)	1800m	1600m	1400m	1200m	1000m	800m	600m	400m	200m	WP	Average	
		Position in running (margin)	-	11(4.8)	10(9.9)	11(10.1)	11(12.8)	5(5.6)	3(2.3)	3(1.3)	1(0.0)	1(0.0)		0.00
		Sectional time (s)	12.74	14.48	15.30	15.18	14.65	14.85	14.68	13.95	14.01	14.17		
		Cumulative time (s)	144.01	131.27	116.79	101.49	86.31	71.66	56.81	42.13	28.18	14.17	2:24.01	
		Speed (m/s)	14.13	13.81	13.07	13.18	13.65	13.47	13.62	14.34	14.28	14.11	13.75	
		Stride length (m)	6.72	6.51	6.41	6.51	6.44	6.54	6.67	6.75	6.65	6.79	6.60	
		Stride duration (s)	0.451	0.472	0.490	0.494	0.471	0.486	0.489	0.471	0.466	0.481	0.480	
		Stride efficiency (%)	70.49	66.32	64.18	66.32	64.72	66.91	69.44	71.21	69.16	71.99	67.97	
		Stride count	26.80	30.70	31.21	30.70	31.08	30.56	30.00	29.63	30.06	29.47	300.21	

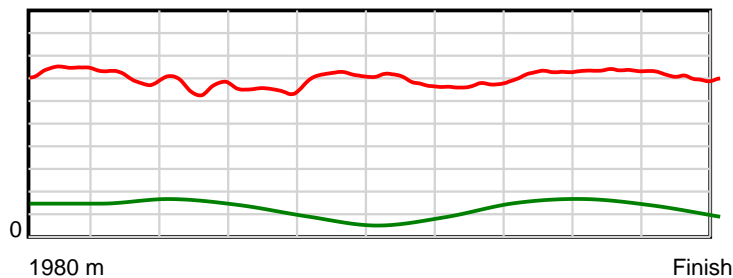
10 m Stride length



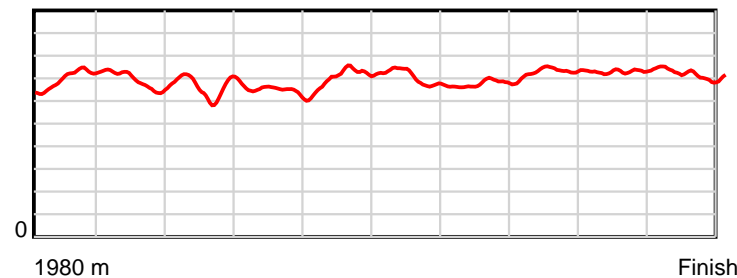
0.6 s Stride duration



20 m/sec Speed



100 % Stride efficiency



Note: Horizontal distance axis grid lines are 200m furlongs.

Disclaimer.

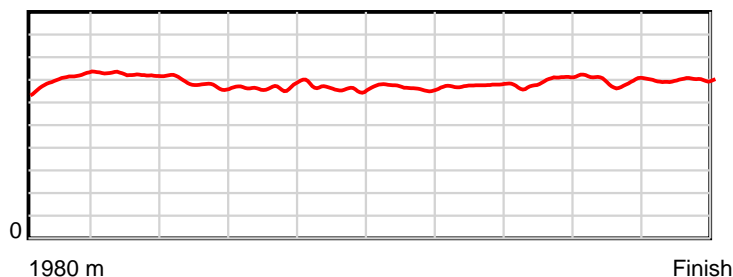
HRNZ and NZMTC and Thoroughbred Ratings Pty Ltd accepts no responsibility for the completeness or accuracy of any of the information contained herein, and makes no representations about its suitability for any particular purpose. Users should make their own judgements about those matters and/or seek independent advice. You assume all risks associated with use of the data provided on this page.

Race Results

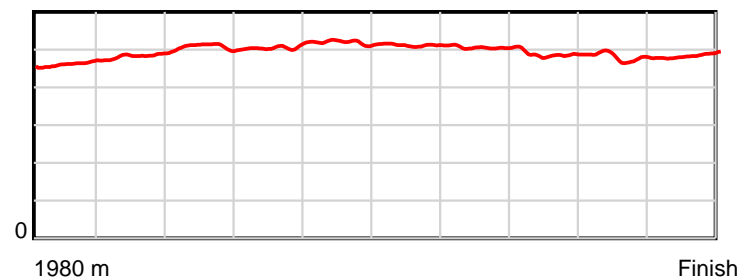
June 21, 2024, Race 5, FAHEY FENCE HIRE MOBILE PACE, Distance 1980m, Addington - Survey 1980m

Result	TAB no.	Horse (Barrier)	1980 to	1800m to	1600m to	1400m to	1200m to	1000m to	800m to	600m to	400m to	200m to	Total or	Margin
2nd	1	Harrison (1)	1800m	1600m	1400m	1200m	1000m	800m	600m	400m	200m	WP	Average	
		Position in running (margin)	-	3(0.6)	1(0.0)	1(0.0)	2(2.1)	2(2.0)	2(1.6)	2(1.2)	3(1.1)	2(1.7)		0.50
		Sectional time (s)	12.07	13.54	15.26	15.09	15.82	15.32	14.79	14.16	14.11	13.85		
		Cumulative time (s)	144.01	131.94	118.40	103.14	88.05	72.23	56.91	42.12	27.96	13.85	2:24.01	
		Speed (m/s)	14.92	14.77	13.11	13.25	12.64	13.05	13.52	14.12	14.17	14.44	13.75	
		Stride length (m)	7.03	7.14	6.65	6.71	6.55	6.68	6.83	6.88	6.81	7.00	6.82	
		Stride duration (s)	0.462	0.483	0.507	0.506	0.519	0.511	0.505	0.487	0.480	0.484	0.496	
		Stride efficiency (%)	77.31	79.60	69.07	70.31	67.14	69.67	72.94	73.87	72.48	76.46	72.70	
		Stride count	25.59	28.02	30.08	29.82	30.51	29.95	29.27	29.09	29.37	28.59	290.29	

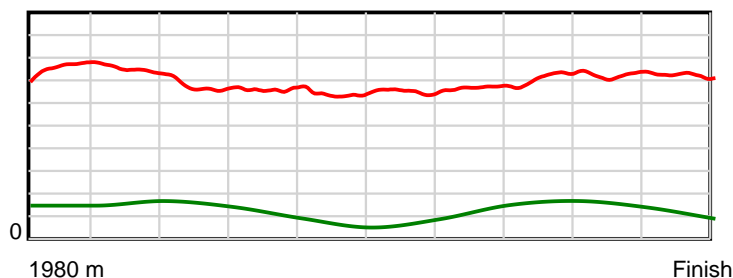
10 m Stride length



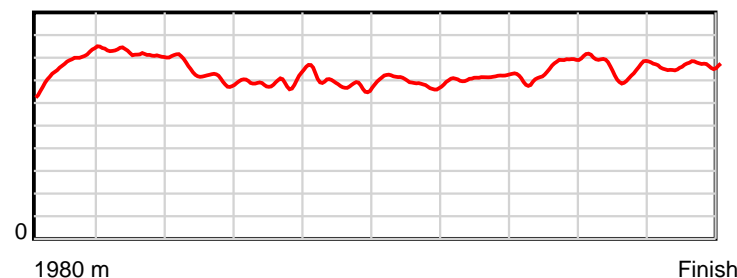
0.6 s Stride duration



20 m/sec Speed



100 % Stride efficiency



Note: Horizontal distance axis grid lines are 200m furlongs.

Disclaimer.

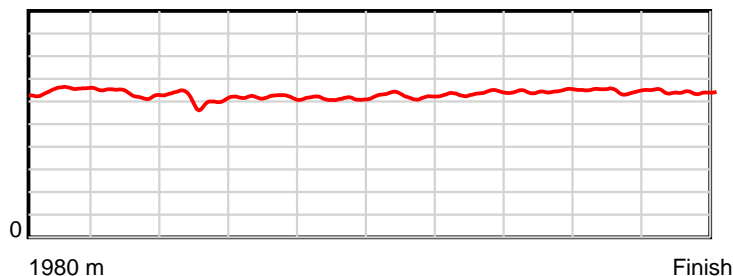
HRNZ and NZMTC and Thoroughbred Ratings Pty Ltd accepts no responsibility for the completeness or accuracy of any of the information contained herein, and makes no representations about its suitability for any particular purpose. Users should make their own judgements about those matters and/or seek independent advice. You assume all risks associated with use of the data provided on this page.

Race Results

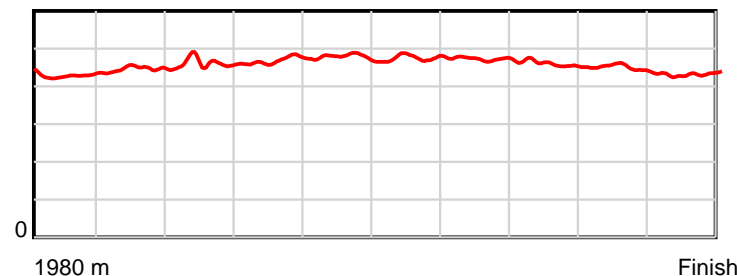
June 21, 2024, Race 5, FAHEY FENCE HIRE MOBILE PACE, Distance 1980m, Addington - Survey 1980m

Result	TAB no.	Horse (Barrier)	1980 to	1800m to	1600m to	1400m to	1200m to	1000m to	800m to	600m to	400m to	200m to	Total or	Margin
3rd	13	Justcallmemiki (13)	1800m	1600m	1400m	1200m	1000m	800m	600m	400m	200m	WP	Average	
		Position in running (margin)	-	8(2.7)	9(8.4)	8(7.2)	7(9.0)	8(8.3)	8(7.0)	10(6.6)	13(8.4)	10(7.3)		2.00
		Sectional time (s)	12.33	14.59	15.06	15.04	15.71	15.19	14.78	14.47	13.83	13.37		
		Cumulative time (s)	144.37	132.04	117.45	102.39	87.35	71.64	56.45	41.67	27.20	13.37	2:24.37	
		Speed (m/s)	14.60	13.71	13.28	13.30	12.73	13.17	13.53	13.82	14.46	14.96	13.72	
		Stride length (m)	6.46	6.11	6.14	6.24	6.08	6.26	6.39	6.35	6.49	6.47	6.29	
		Stride duration (s)	0.427	0.446	0.462	0.469	0.478	0.475	0.472	0.459	0.448	0.433	0.459	
		Stride efficiency (%)	65.31	58.38	58.83	60.81	57.78	61.20	63.84	62.95	65.74	65.51	61.90	
		Stride count	27.84	32.72	32.60	32.06	32.89	31.96	31.29	31.51	30.83	30.89	314.59	

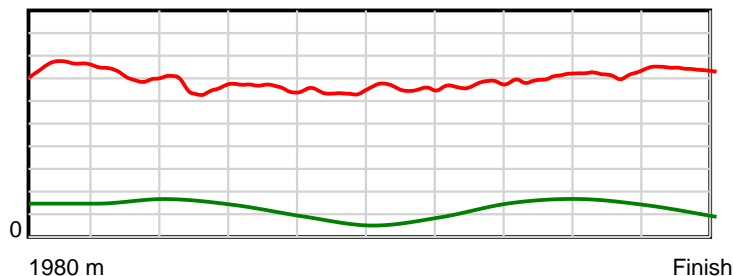
10 m Stride length



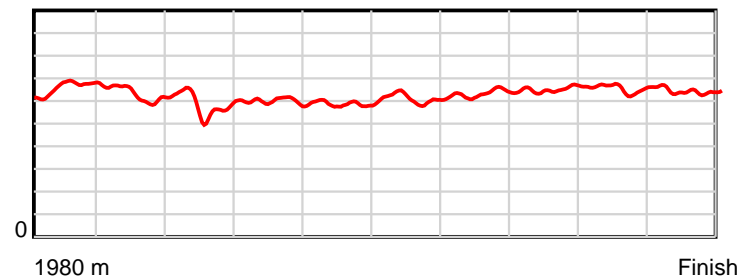
0.6 s Stride duration



20 m/sec Speed



100 % Stride efficiency



Note: Horizontal distance axis grid lines are 200m furlongs.

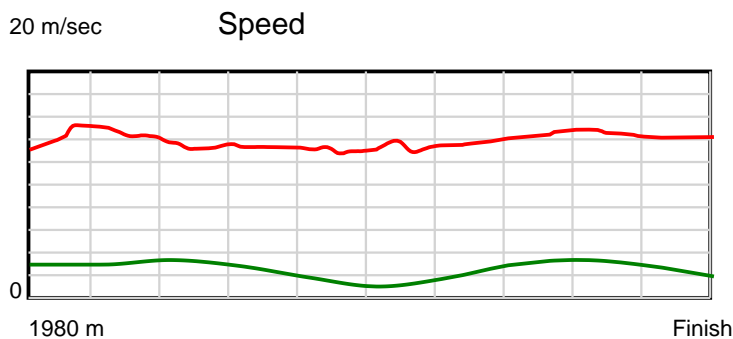
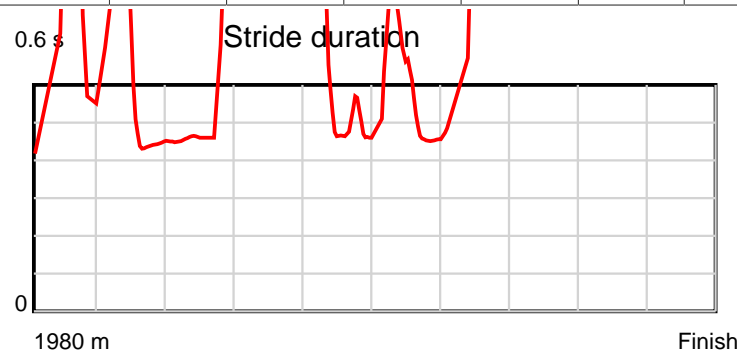
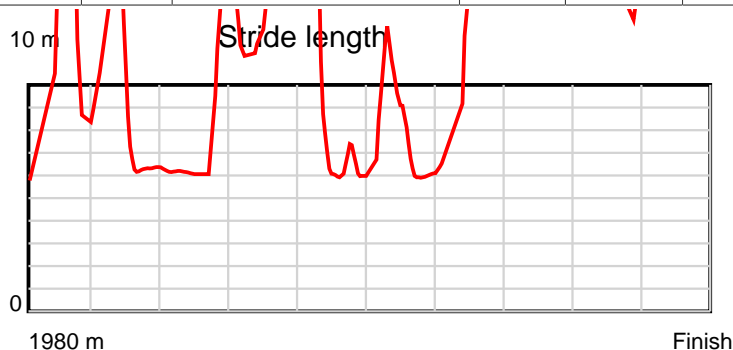
Disclaimer.

HRNZ and NZMTC and Thoroughbred Ratings Pty Ltd accepts no responsibility for the completeness or accuracy of any of the information contained herein, and makes no representations about its suitability for any particular purpose. Users should make their own judgements about those matters and/or seek independent advice. You assume all risks associated with use of the data provided on this page.

Race Results

June 21, 2024, Race 5, FAHEY FENCE HIRE MOBILE PACE, Distance 1980m, Addington - Survey 1980m

Result	TAB no.	Horse (Barrier)	1980 to	1800m to	1600m to	1400m to	1200m to	1000m to	800m to	600m to	400m to	200m to	Total or	Margin
4th	8	Tempo Warrior (8)	1800m	1600m	1400m	1200m	1000m	800m	600m	400m	200m	WP	Average	
		Position in running (margin)	-	6(1.6)	8(7.7)	9(7.9)	9(11.5)	11(11.0)	11(10.2)	6(3.6)	4(1.6)	4(3.5)		3.90
		Sectional time (s)	12.31	14.65	15.29	15.33	15.77	15.27	13.75	13.83	14.34	14.18		
		Cumulative time (s)	144.72	132.41	117.76	102.47	87.14	71.37	56.10	42.35	28.52	14.18	2:24.72	
		Speed (m/s)	14.63	13.65	13.08	13.05	12.68	13.10	14.55	14.46	13.95	14.10	13.68	
		Stride length (m)	11.32	7.30	7.30	13.20	6.38	6.62	12.80	27.17	12.24	7.60	9.29	
		Stride duration (s)	0.760	0.535	0.559	1.012	0.503	0.505	0.880	1.879	0.877	0.539	0.679	
		Stride efficiency (%)	200.20	83.18	83.36	272.24	63.69	68.38	256.20	1153.50	233.93	90.28	134.98	
		Stride count	15.90	27.41	27.38	15.15	31.33	30.23	15.62	7.36	16.35	26.31	213.04	



Note: Horizontal distance axis grid lines are 200m furlongs.

Disclaimer.

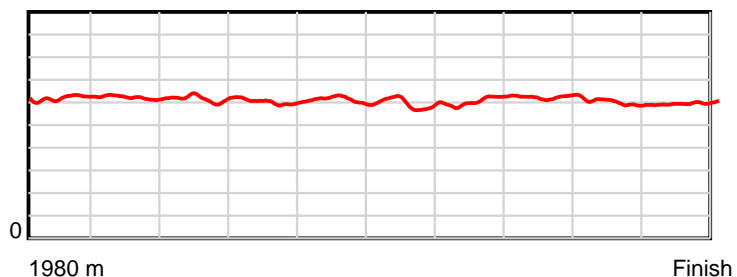
HRNZ and NZMTC and Thoroughbred Ratings Pty Ltd accepts no responsibility for the completeness or accuracy of any of the information contained herein, and makes no representations about its suitability for any particular purpose. Users should make their own judgements about those matters and/or seek independent advice. You assume all risks associated with use of the data provided on this page.

Race Results

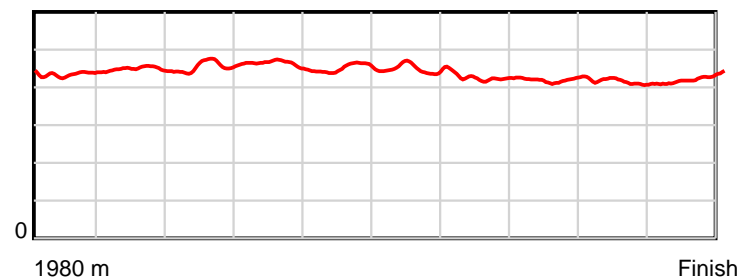
June 21, 2024, Race 5, FAHEY FENCE HIRE MOBILE PACE, Distance 1980m, Addington - Survey 1980m

Result	TAB no.	Horse (Barrier)	1980 to	1800m to	1600m to	1400m to	1200m to	1000m to	800m to	600m to	400m to	200m to	Total or	Margin
5th	9	Warloch (9)	1800m	1600m	1400m	1200m	1000m	800m	600m	400m	200m	WP	Average	
		Position in running (margin)	-	14(5.9)	14(14.8)	14(13.7)	14(17.7)	12(11.8)	12(10.8)	9(5.4)	6(3.5)	6(4.9)		4.80
		Sectional time (s)	12.87	15.11	15.08	15.41	14.86	15.23	13.95	13.85	14.25	14.29		
		Cumulative time (s)	144.90	132.03	116.92	101.84	86.43	71.57	56.34	42.39	28.54	14.29	2:24.90	
		Speed (m/s)	13.99	13.24	13.26	12.98	13.46	13.13	14.34	14.44	14.04	14.00	13.66	
		Stride length (m)	6.10	5.93	6.05	6.00	6.07	5.91	6.09	6.06	5.80	5.94	5.99	
		Stride duration (s)	0.434	0.448	0.456	0.462	0.451	0.450	0.425	0.420	0.413	0.425	0.438	
		Stride efficiency (%)	58.11	55.00	57.14	56.28	57.59	54.49	57.86	57.48	52.55	55.20	56.11	
		Stride count	29.52	33.71	33.08	33.32	32.95	33.87	32.87	32.98	34.49	33.65	330.44	

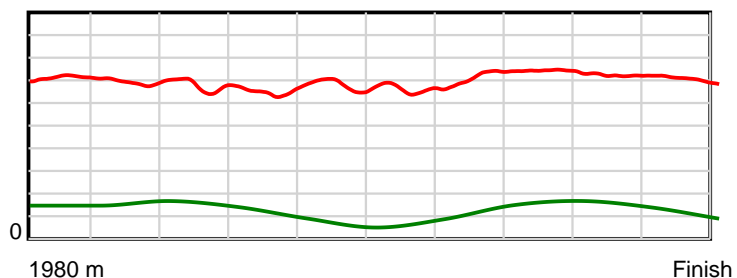
10 m Stride length



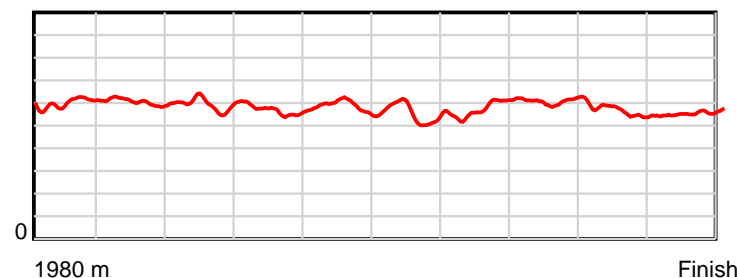
0.6 s Stride duration



20 m/sec Speed



100 % Stride efficiency



Note: Horizontal distance axis grid lines are 200m furlongs.

Disclaimer.

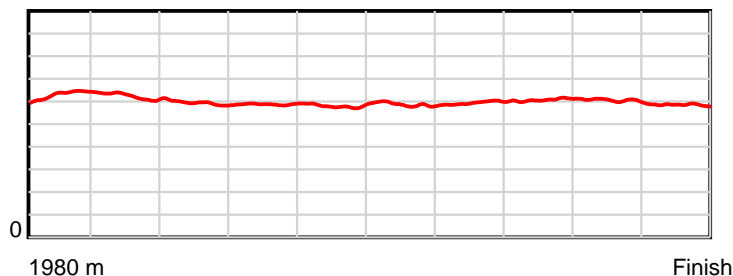
HRNZ and NZMTC and Thoroughbred Ratings Pty Ltd accepts no responsibility for the completeness or accuracy of any of the information contained herein, and makes no representations about its suitability for any particular purpose. Users should make their own judgements about those matters and/or seek independent advice. You assume all risks associated with use of the data provided on this page.

Race Results

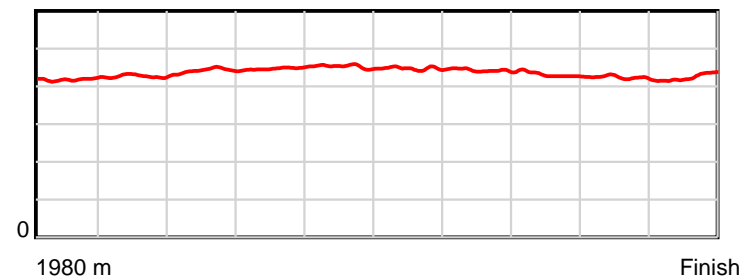
June 21, 2024, Race 5, FAHEY FENCE HIRE MOBILE PACE, Distance 1980m, Addington - Survey 1980m

Result	TAB no.	Horse (Barrier)	1980 to	1800m to	1600m to	1400m to	1200m to	1000m to	800m to	600m to	400m to	200m to	Total or	Margin
6th	10	Pure Courage (10)	1800m	1600m	1400m	1200m	1000m	800m	600m	400m	200m	WP	Average	
		Position in running (margin)	-	10(3.6)	4(3.9)	4(1.4)	3(4.4)	3(3.9)	4(3.2)	5(3.3)	7(3.6)	5(4.0)		5.70
		Sectional time (s)	12.64	13.69	14.85	15.24	15.74	15.29	14.87	14.21	14.09	14.44		
		Cumulative time (s)	145.06	132.42	118.73	103.88	88.64	72.90	57.61	42.74	28.53	14.44	2:25.06	
		Speed (m/s)	14.24	14.61	13.47	13.12	12.71	13.08	13.45	14.07	14.19	13.85	13.65	
		Stride length (m)	6.25	6.23	5.95	5.87	5.75	5.85	5.95	6.06	6.02	5.89	5.98	
		Stride duration (s)	0.418	0.426	0.442	0.447	0.452	0.447	0.442	0.431	0.424	0.425	0.438	
		Stride efficiency (%)	61.12	60.63	55.39	53.81	51.64	53.49	55.33	57.45	56.55	54.16	55.80	
		Stride count	28.78	32.11	33.59	34.08	34.79	34.18	33.61	32.98	33.25	33.97	331.34	

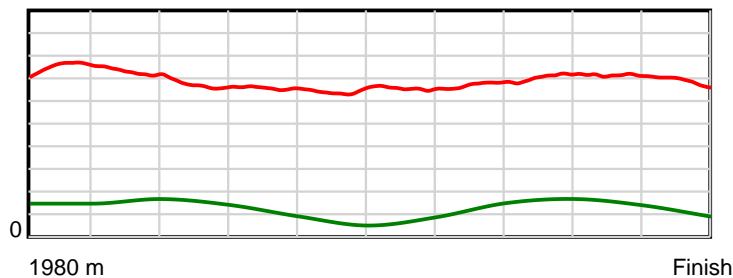
10 m Stride length



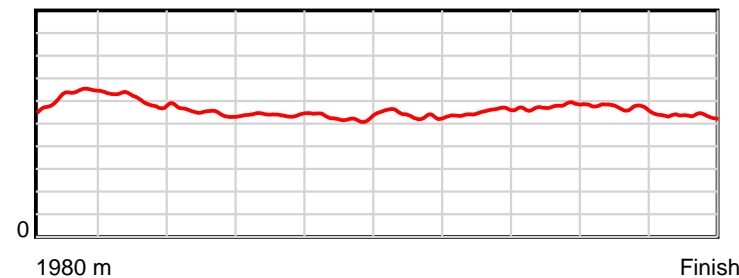
0.6 s Stride duration



20 m/sec Speed



100 % Stride efficiency



Note: Horizontal distance axis grid lines are 200m furlongs.

Disclaimer.

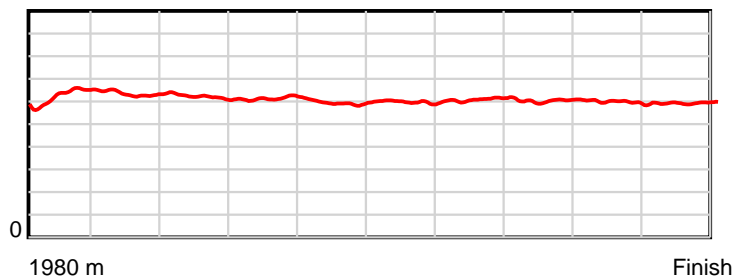
HRNZ and NZMTC and Thoroughbred Ratings Pty Ltd accepts no responsibility for the completeness or accuracy of any of the information contained herein, and makes no representations about its suitability for any particular purpose. Users should make their own judgements about those matters and/or seek independent advice. You assume all risks associated with use of the data provided on this page.

Race Results

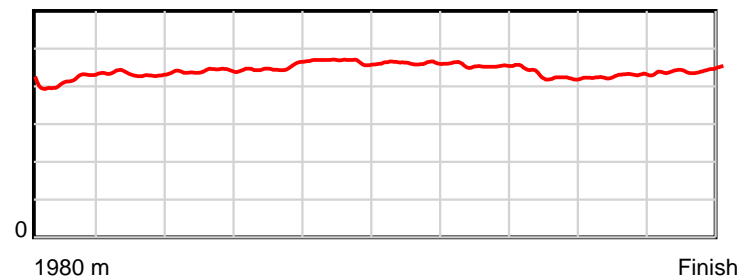
June 21, 2024, Race 5, FAHEY FENCE HIRE MOBILE PACE, Distance 1980m, Addington - Survey 1980m

Result	TAB no.	Horse (Barrier)	1980 to	1800m to	1600m to	1400m to	1200m to	1000m to	800m to	600m to	400m to	200m to	Total or	Margin
7th	6	Eddie Osei (6)	1800m	1600m	1400m	1200m	1000m	800m	600m	400m	200m	WP	Average	
		Position in running (margin)	-	5(0.9)	6(5.3)	2(0.8)	1(0.0)	1(0.0)	1(0.0)	1(0.0)	2(0.3)	3(2.5)		6.20
		Sectional time (s)	11.96	14.38	14.51	14.61	15.84	15.40	14.86	14.22	14.38	14.99		
		Cumulative time (s)	145.15	133.19	118.81	104.30	89.69	73.85	58.45	43.59	29.37	14.99	2:25.15	
		Speed (m/s)	15.05	13.91	13.78	13.69	12.63	12.99	13.46	14.06	13.91	13.34	13.64	
		Stride length (m)	6.22	6.02	6.09	6.18	5.88	6.00	6.12	6.00	5.96	5.90	6.03	
		Stride duration (s)	0.414	0.433	0.441	0.452	0.466	0.462	0.455	0.427	0.429	0.442	0.442	
		Stride efficiency (%)	60.39	56.64	57.88	59.69	54.06	56.27	58.60	56.30	55.52	54.33	56.88	
		Stride count	28.95	33.22	32.86	32.36	34.00	33.33	32.66	33.32	33.55	33.92	328.17	

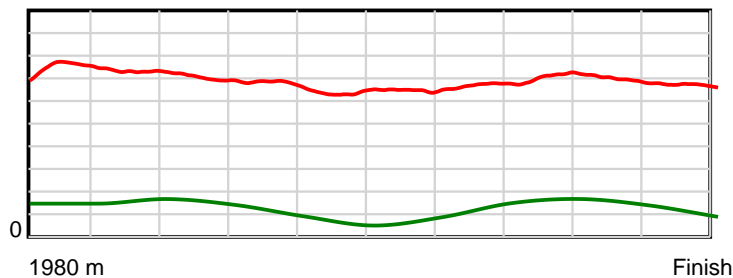
10 m Stride length



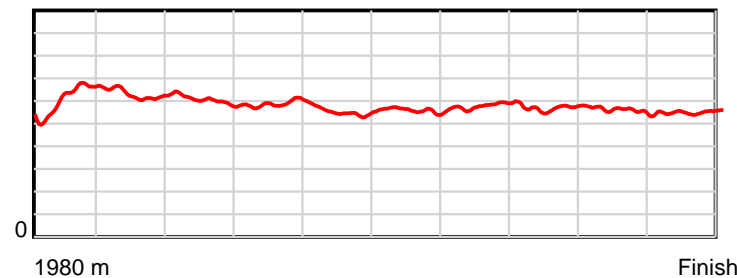
0.6 s Stride duration



20 m/sec Speed



100 % Stride efficiency



Note: Horizontal distance axis grid lines are 200m furlongs.

Disclaimer.

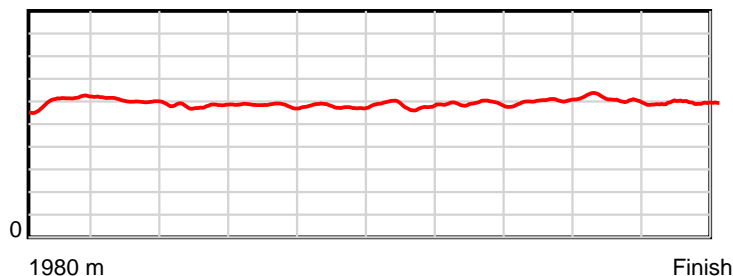
HRNZ and NZMTC and Thoroughbred Ratings Pty Ltd accepts no responsibility for the completeness or accuracy of any of the information contained herein, and makes no representations about its suitability for any particular purpose. Users should make their own judgements about those matters and/or seek independent advice. You assume all risks associated with use of the data provided on this page.

Race Results

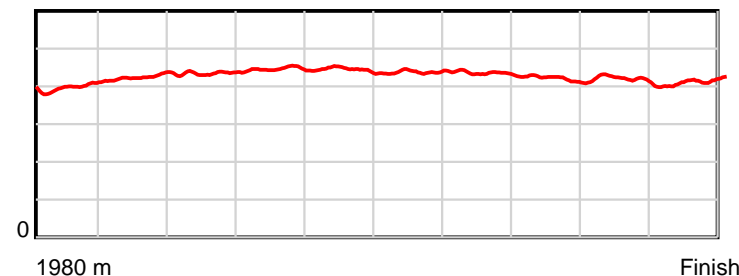
June 21, 2024, Race 5, FAHEY FENCE HIRE MOBILE PACE, Distance 1980m, Addington - Survey 1980m

Result	TAB no.	Horse (Barrier)	1980 to	1800m to	1600m to	1400m to	1200m to	1000m to	800m to	600m to	400m to	200m to	Total or	Margin
8th	4	Flying Bird (4)	1800m	1600m	1400m	1200m	1000m	800m	600m	400m	200m	WP	Average	
		Position in running (margin)	-	2(0.4)	7(5.5)	7(5.4)	8(9.2)	9(8.4)	9(7.7)	12(7.1)	11(6.7)	11(8.6)		6.20
		Sectional time (s)	11.98	14.49	15.23	15.38	15.70	15.28	14.76	14.10	14.32	13.91		
		Cumulative time (s)	145.15	133.17	118.68	103.45	88.07	72.37	57.09	42.33	28.23	13.91	2:25.15	
		Speed (m/s)	15.03	13.80	13.13	13.00	12.74	13.09	13.55	14.18	13.97	14.38	13.64	
		Stride length (m)	5.99	5.86	5.70	5.80	5.66	5.73	5.89	5.95	5.84	5.94	5.83	
		Stride duration (s)	0.397	0.425	0.434	0.446	0.444	0.438	0.435	0.420	0.418	0.413	0.428	
		Stride efficiency (%)	56.10	53.73	50.72	52.50	50.08	51.31	54.22	55.36	53.27	55.18	53.17	
		Stride count	30.04	34.11	35.10	34.51	35.33	34.90	33.95	33.60	34.25	33.66	339.45	

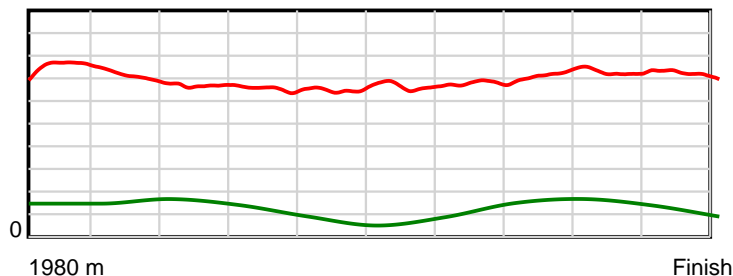
10 m Stride length



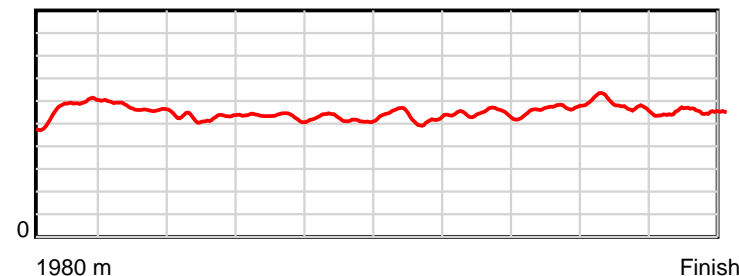
0.6 s Stride duration



20 m/sec Speed



100 % Stride efficiency



Note: Horizontal distance axis grid lines are 200m furlongs.

Disclaimer.

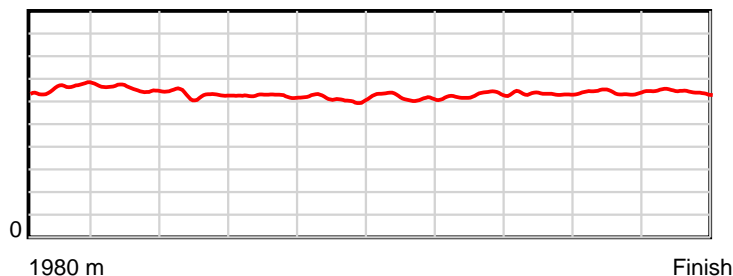
HRNZ and NZMTC and Thoroughbred Ratings Pty Ltd accepts no responsibility for the completeness or accuracy of any of the information contained herein, and makes no representations about its suitability for any particular purpose. Users should make their own judgements about those matters and/or seek independent advice. You assume all risks associated with use of the data provided on this page.

Race Results

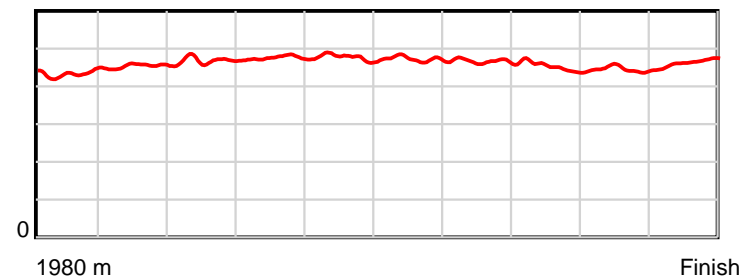
June 21, 2024, Race 5, FAHEY FENCE HIRE MOBILE PACE, Distance 1980m, Addington - Survey 1980m

Result	TAB no.	Horse (Barrier)	1980 to	1800m to	1600m to	1400m to	1200m to	1000m to	800m to	600m to	400m to	200m to	Total or	Margin
9th	12	Glengarry Moon... (12)	1800m	1600m	1400m	1200m	1000m	800m	600m	400m	200m	WP	Average	
		Position in running (margin)	-	7(2.5)	5(4.8)	5(3.6)	5(6.6)	6(5.6)	6(4.9)	7(4.9)	9(5.5)	7(5.0)		6.20
		Sectional time (s)	12.28	14.01	15.06	15.23	15.69	15.27	14.86	14.26	13.94	14.56		
		Cumulative time (s)	145.16	132.88	118.87	103.81	88.58	72.89	57.62	42.76	28.50	14.56	2:25.16	
		Speed (m/s)	14.66	14.28	13.28	13.13	12.75	13.10	13.46	14.03	14.35	13.74	13.64	
		Stride length (m)	6.56	6.48	6.22	6.25	6.07	6.18	6.28	6.34	6.39	6.38	6.31	
		Stride duration (s)	0.433	0.454	0.469	0.476	0.476	0.472	0.466	0.452	0.445	0.464	0.463	
		Stride efficiency (%)	67.21	65.56	60.50	60.97	57.66	59.74	61.57	62.81	63.71	63.59	62.20	
		Stride count	27.45	30.88	32.14	32.02	32.92	32.35	31.86	31.55	31.32	31.35	313.84	

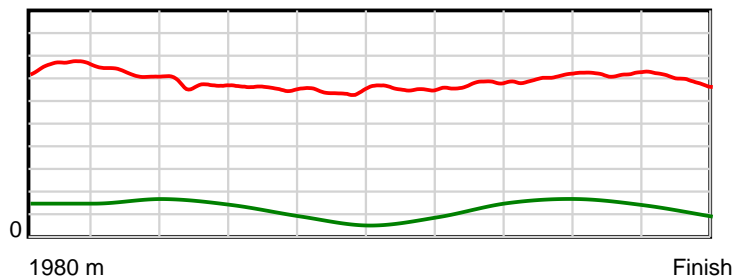
10 m Stride length



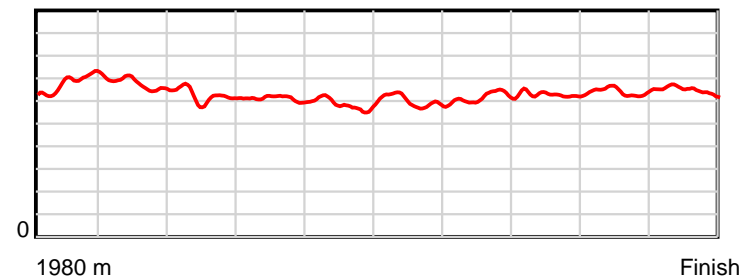
0.6 s Stride duration



20 m/sec Speed



100 % Stride efficiency



Note: Horizontal distance axis grid lines are 200m furlongs.

Disclaimer.

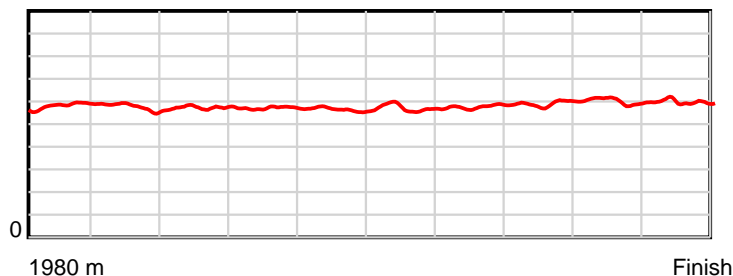
HRNZ and NZMTC and Thoroughbred Ratings Pty Ltd accepts no responsibility for the completeness or accuracy of any of the information contained herein, and makes no representations about its suitability for any particular purpose. Users should make their own judgements about those matters and/or seek independent advice. You assume all risks associated with use of the data provided on this page.

Race Results

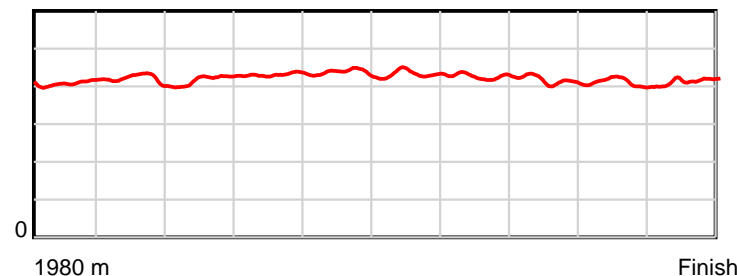
June 21, 2024, Race 5, FAHEY FENCE HIRE MOBILE PACE, Distance 1980m, Addington - Survey 1980m

Result	TAB no.	Horse (Barrier)	1980 to	1800m to	1600m to	1400m to	1200m to	1000m to	800m to	600m to	400m to	200m to	Total or	Margin
10th	7	Molly Belwin (7)	1800m	1600m	1400m	1200m	1000m	800m	600m	400m	200m	WP	Average	
		Position in running (margin)	-	13(5.3)	13(13.5)	10(9.0)	10(11.5)	10(10.0)	10(8.8)	14(8.3)	14(9.4)	12(9.0)		6.40
		Sectional time (s)	12.86	14.99	14.52	15.15	15.58	15.20	14.78	14.34	13.94	13.83		
		Cumulative time (s)	145.19	132.33	117.34	102.82	87.67	72.09	56.89	42.11	27.77	13.83	2:25.19	
		Speed (m/s)	14.00	13.34	13.77	13.20	12.84	13.16	13.53	13.95	14.35	14.46	13.64	
		Stride length (m)	5.78	5.60	5.75	5.69	5.61	5.69	5.76	5.79	5.88	6.00	5.75	
		Stride duration (s)	0.408	0.420	0.417	0.431	0.437	0.433	0.426	0.415	0.410	0.415	0.422	
		Stride efficiency (%)	52.17	48.99	51.67	50.56	49.15	50.61	51.93	52.32	53.97	56.23	51.70	
		Stride count	31.15	35.72	34.78	35.16	35.66	35.14	34.70	34.56	34.03	33.34	344.24	

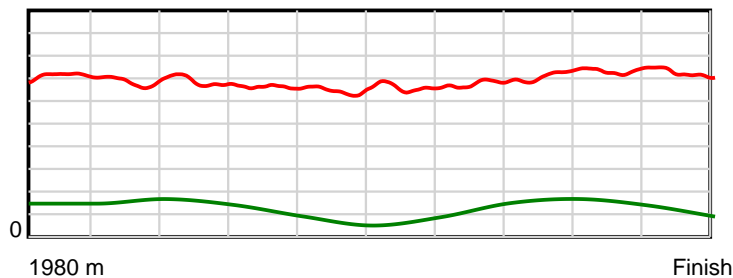
10 m Stride length



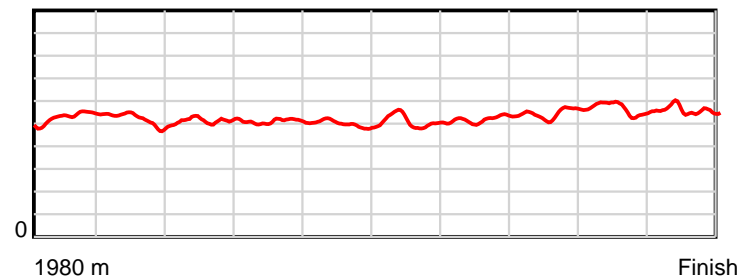
0.6 s Stride duration



20 m/sec Speed



100 % Stride efficiency



Note: Horizontal distance axis grid lines are 200m furlongs.

Disclaimer.

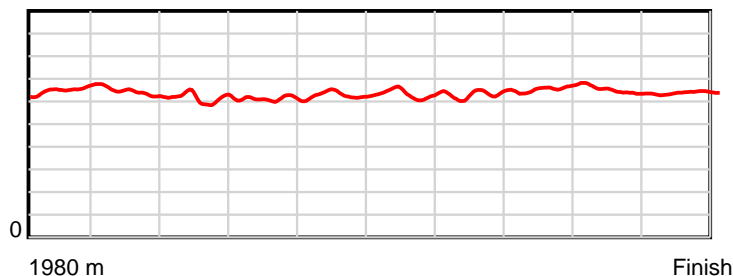
HRNZ and NZMTC and Thoroughbred Ratings Pty Ltd accepts no responsibility for the completeness or accuracy of any of the information contained herein, and makes no representations about its suitability for any particular purpose. Users should make their own judgements about those matters and/or seek independent advice. You assume all risks associated with use of the data provided on this page.

Race Results

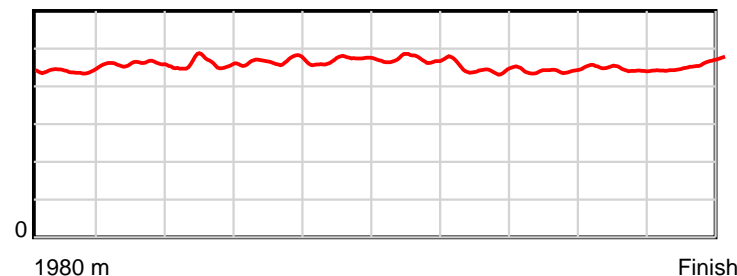
June 21, 2024, Race 5, FAHEY FENCE HIRE MOBILE PACE, Distance 1980m, Addington - Survey 1980m

Result	TAB no.	Horse (Barrier)	1980 to	1800m to	1600m to	1400m to	1200m to	1000m to	800m to	600m to	400m to	200m to	Total or	Margin
11th	14	Maren Franco (14)	1800m	1600m	1400m	1200m	1000m	800m	600m	400m	200m	WP	Average	
		Position in running (margin)	-	12(5.2)	12(11.4)	13(11.8)	12(15.5)	13(12.6)	13(11.4)	11(6.9)	8(5.0)	9(7.1)		7.70
		Sectional time (s)	12.92	14.66	15.32	15.36	15.34	15.21	14.10	13.85	14.35	14.33		
		Cumulative time (s)	145.44	132.52	117.86	102.54	87.18	71.84	56.63	42.53	28.68	14.33	2:25.44	
		Speed (m/s)	13.93	13.64	13.05	13.02	13.04	13.15	14.18	14.44	13.94	13.96	13.61	
		Stride length (m)	6.42	6.28	6.00	6.08	6.13	6.21	6.31	6.38	6.20	6.40	6.24	
		Stride duration (s)	0.441	0.461	0.459	0.467	0.470	0.472	0.445	0.442	0.445	0.458	0.458	
		Stride efficiency (%)	64.44	61.65	56.17	57.69	58.72	60.20	62.21	63.58	60.10	63.96	60.75	
		Stride count	28.03	31.84	33.36	32.92	32.63	32.22	31.70	31.35	32.25	31.26	317.56	

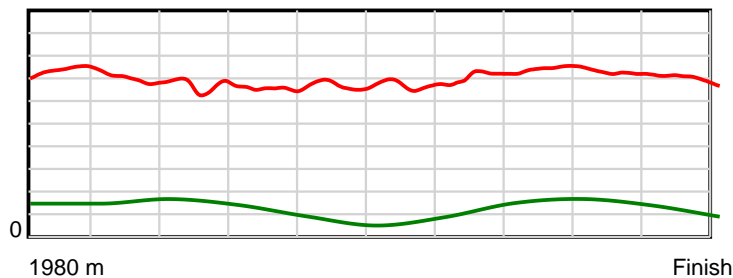
10 m Stride length



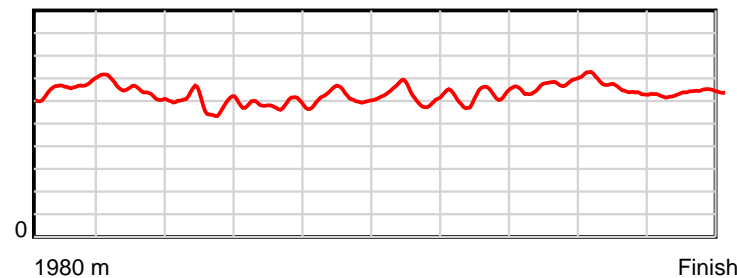
0.6 s Stride duration



20 m/sec Speed



100 % Stride efficiency



Note: Horizontal distance axis grid lines are 200m furlongs.

Disclaimer.

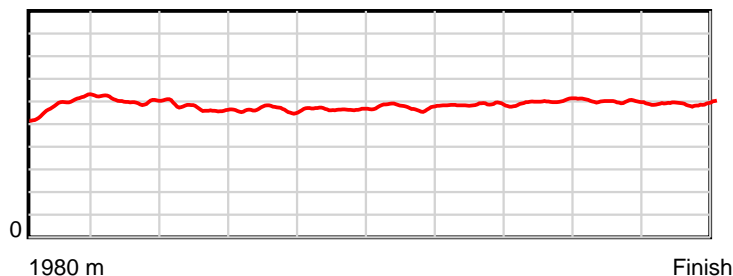
HRNZ and NZMTC and Thoroughbred Ratings Pty Ltd accepts no responsibility for the completeness or accuracy of any of the information contained herein, and makes no representations about its suitability for any particular purpose. Users should make their own judgements about those matters and/or seek independent advice. You assume all risks associated with use of the data provided on this page.

Race Results

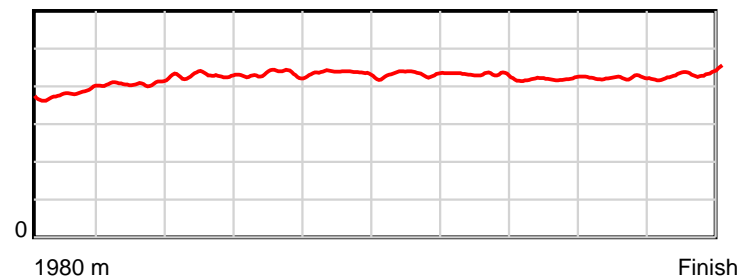
June 21, 2024, Race 5, FAHEY FENCE HIRE MOBILE PACE, Distance 1980m, Addington - Survey 1980m

Result	TAB no.	Horse (Barrier)	1980 to	1800m to	1600m to	1400m to	1200m to	1000m to	800m to	600m to	400m to	200m to	Total or	Margin
12th	3	Trojan Princes... (3)	1800m	1600m	1400m	1200m	1000m	800m	600m	400m	200m	WP	Average	
		Position in running (margin)	-	1(0.0)	2(1.5)	3(1.0)	4(4.6)	4(4.8)	5(4.2)	4(3.3)	5(3.4)	8(5.9)		8.10
		Sectional time (s)	11.94	13.88	15.19	15.34	15.87	15.30	14.69	14.20	14.42	14.67		
		Cumulative time (s)	145.50	133.56	119.68	104.49	89.15	73.28	57.98	43.29	29.09	14.67	2:25.50	
		Speed (m/s)	15.08	14.41	13.17	13.04	12.60	13.07	13.61	14.08	13.87	13.63	13.61	
		Stride length (m)	5.82	5.88	5.65	5.63	5.49	5.67	5.86	5.91	5.85	5.92	5.76	
		Stride duration (s)	0.381	0.408	0.429	0.432	0.435	0.434	0.430	0.420	0.422	0.434	0.423	
		Stride efficiency (%)	52.88	53.94	49.92	49.58	47.03	50.23	53.58	54.65	53.44	54.78	51.90	
		Stride count	30.94	34.04	35.39	35.50	36.46	35.28	34.16	33.82	34.20	33.78	343.57	

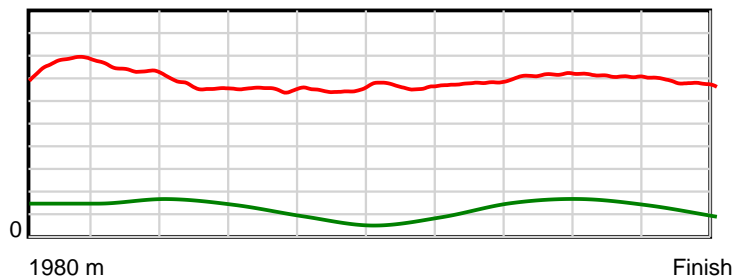
10 m Stride length



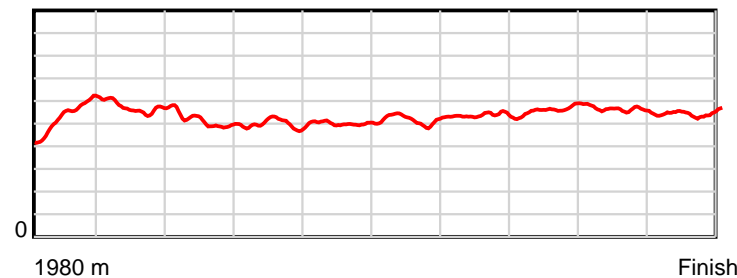
0.6 s Stride duration



20 m/sec Speed



100 % Stride efficiency



Note: Horizontal distance axis grid lines are 200m furlongs.

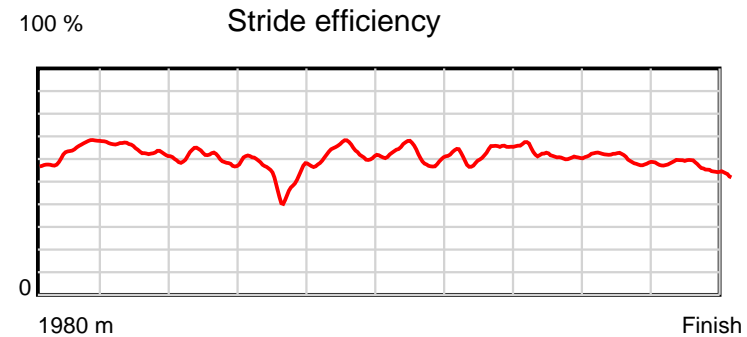
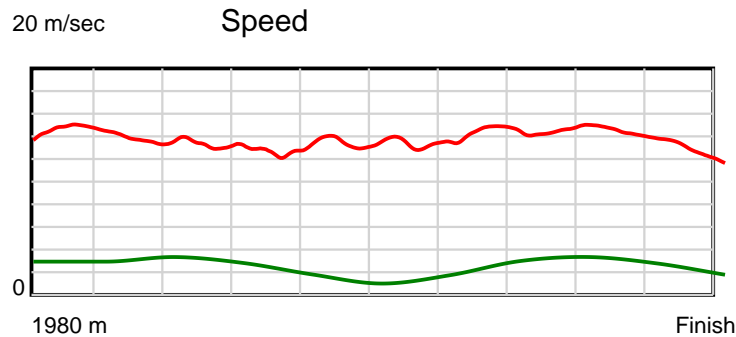
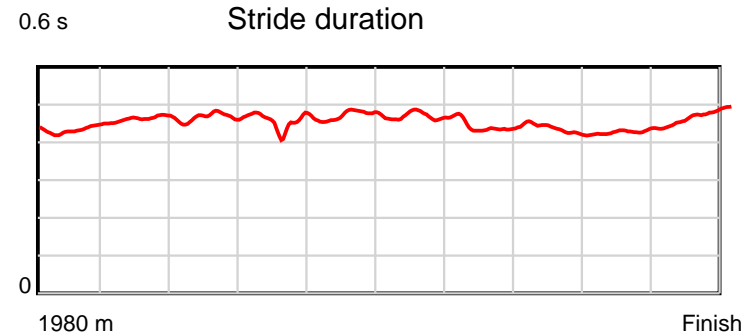
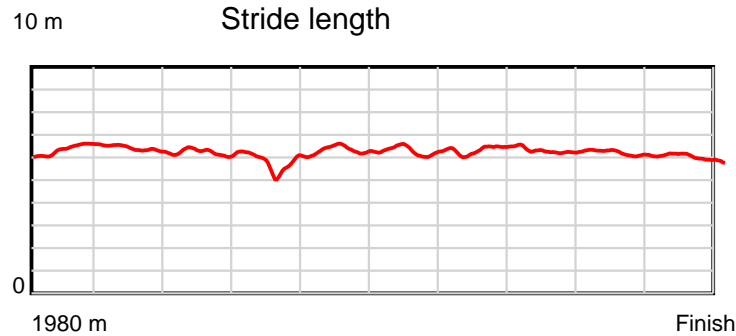
Disclaimer.

HRNZ and NZMTC and Thoroughbred Ratings Pty Ltd accepts no responsibility for the completeness or accuracy of any of the information contained herein, and makes no representations about its suitability for any particular purpose. Users should make their own judgements about those matters and/or seek independent advice. You assume all risks associated with use of the data provided on this page.

Race Results

June 21, 2024, Race 5, FAHEY FENCE HIRE MOBILE PACE, Distance 1980m, Addington - Survey 1980m

Result	TAB no.	Horse (Barrier)	1980 to	1800m to	1600m to	1400m to	1200m to	1000m to	800m to	600m to	400m to	200m to	Total or	Margin
13th	5	Ideal Delight (5)	1800m	1600m	1400m	1200m	1000m	800m	600m	400m	200m	WP	Average	
		Position in running (margin)	-	9(2.8)	11(11.0)	12(11.6)	13(17.4)	14(14.7)	14(13.3)	13(7.5)	12(7.8)	14(11.6)		20.00
		Sectional time (s)	12.52	15.01	15.35	15.72	15.37	15.18	13.88	14.23	14.65	15.80		
		Cumulative time (s)	147.71	135.19	120.18	104.83	89.11	73.74	58.56	44.68	30.45	15.80	2:27.71	
		Speed (m/s)	14.38	13.32	13.03	12.72	13.01	13.18	14.41	14.05	13.65	12.66	13.40	
		Stride length (m)	6.35	6.17	6.08	5.80	6.13	6.19	6.34	6.09	5.88	6.01	6.10	
		Stride duration (s)	0.433	0.463	0.467	0.456	0.471	0.470	0.440	0.433	0.430	0.475	0.455	
		Stride efficiency (%)	62.95	59.46	57.79	52.60	58.71	59.86	62.82	57.94	53.94	56.40	58.07	
		Stride count	28.36	32.42	32.89	34.47	32.63	32.31	31.54	32.84	34.04	33.29	324.79	



Note: Horizontal distance axis grid lines are 200m furlongs.

Disclaimer.

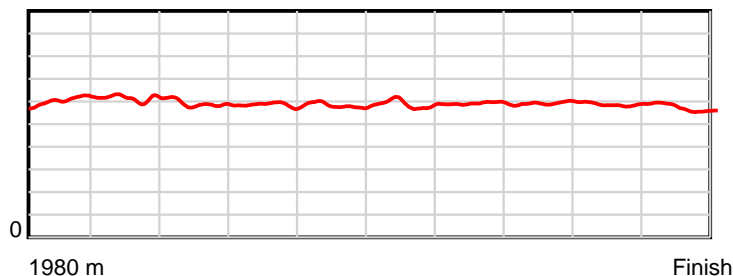
HRNZ and NZMTC and Thoroughbred Ratings Pty Ltd accepts no responsibility for the completeness or accuracy of any of the information contained herein, and makes no representations about its suitability for any particular purpose. Users should make their own judgements about those matters and/or seek independent advice. You assume all risks associated with use of the data provided on this page.

Race Results

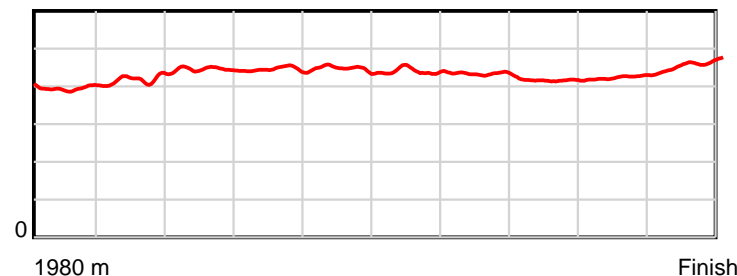
June 21, 2024, Race 5, FAHEY FENCE HIRE MOBILE PACE, Distance 1980m, Addington - Survey 1980m

Result	TAB no.	Horse (Barrier)	1980 to	1800m to	1600m to	1400m to	1200m to	1000m to	800m to	600m to	400m to	200m to	Total or	Margin
14th	2	Bitter Sweet (2)	1800m	1600m	1400m	1200m	1000m	800m	600m	400m	200m	WP	Average	
		Position in running (margin)	-	4(0.7)	3(3.0)	6(3.9)	6(6.9)	7(6.6)	7(6.1)	8(5.2)	10(6.2)	13(10.4)		21.50
		Sectional time (s)	11.95	14.02	15.42	15.24	15.77	15.32	14.69	14.34	14.72	16.52		
		Cumulative time (s)	147.99	136.04	122.02	106.60	91.36	75.59	60.27	45.58	31.24	16.52	2:27.99	
		Speed (m/s)	15.07	14.27	12.97	13.12	12.68	13.05	13.61	13.95	13.59	12.11	13.38	
		Stride length (m)	5.96	5.97	5.78	5.84	5.67	5.74	5.88	5.80	5.78	5.57	5.80	
		Stride duration (s)	0.395	0.419	0.446	0.445	0.447	0.440	0.432	0.416	0.425	0.461	0.433	
		Stride efficiency (%)	55.60	55.75	52.23	53.28	50.20	51.51	54.12	52.58	52.21	48.55	52.51	
		Stride count	30.18	33.49	34.59	34.25	35.28	34.84	33.99	34.48	34.60	35.88	341.58	

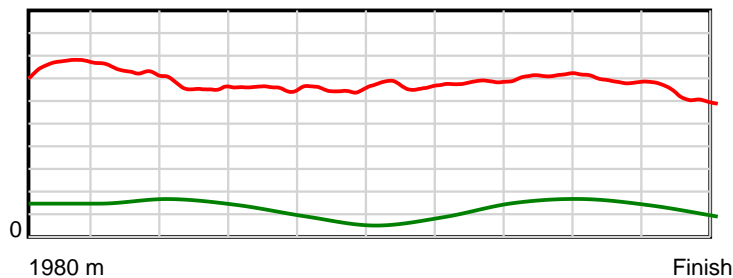
10 m Stride length



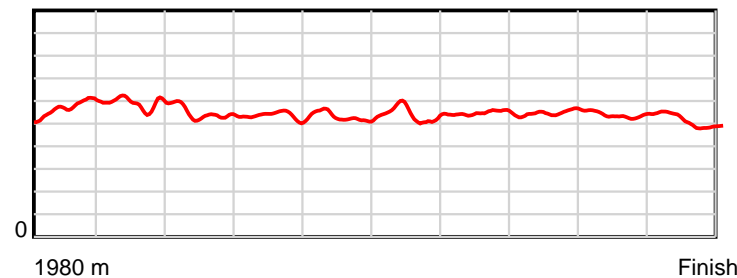
0.6 s Stride duration



20 m/sec Speed



100 % Stride efficiency



Note: Horizontal distance axis grid lines are 200m furlongs.

Disclaimer.

HRNZ and NZMTC and Thoroughbred Ratings Pty Ltd accepts no responsibility for the completeness or accuracy of any of the information contained herein, and makes no representations about its suitability for any particular purpose. Users should make their own judgements about those matters and/or seek independent advice. You assume all risks associated with use of the data provided on this page.