



Race Results

NZ Metropolitan Trotting Club Inc, HRNZ, June 21, 2024

Compilation date: June 21, 2024, 7:46:17 PM (NZST)

Copyright © 2024 HRNZ and NZMTC. All rights reserved.

Trademarks.

StrideMASTER is a registered trademark of Thoroughbred Ratings Pty Ltd.

Disclaimer.

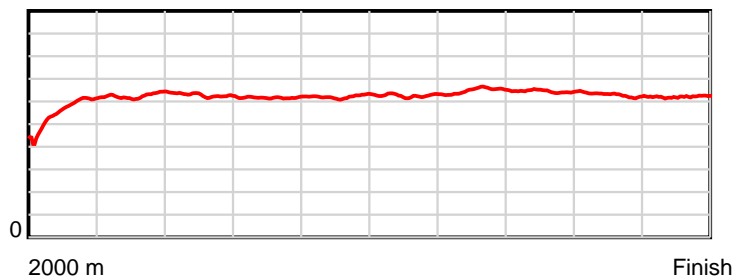
HRNZ and NZMTC and Thoroughbred Ratings Pty Ltd accepts no responsibility for the completeness or accuracy of any of the information contained herein, and makes no representations about its suitability for any particular purpose. Users should make their own judgements about those matters and/or seek independent advice. You assume all risks associated with use of the data provided on this page.

Race Results

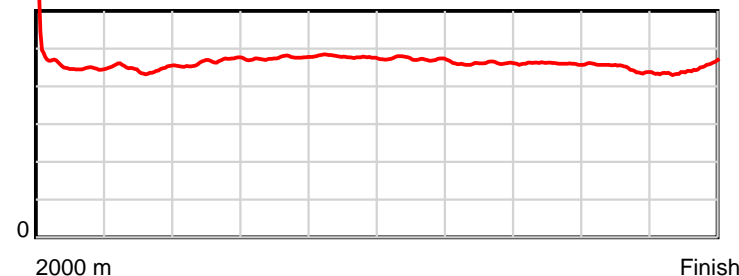
June 21, 2024, Race 6, 'THE CROSSING' LINE HANDICAP TROT, Distance 2000m, Addington - Survey 3200m

Result	TAB no.	Horse (Barrier)	2000 to	1800m to	1600m to	1400m to	1200m to	1000m to	800m to	600m to	400m to	200m to	Total or	Margin
1st	4	Ti Amo Belle (2)	1800m	1600m	1400m	1200m	1000m	800m	600m	400m	200m	WP	Average	
		Position in running (margin)	-	3(5.7)	2(0.5)	1(0.0)	1(0.0)	1(0.0)	1(0.0)	1(0.0)	1(0.0)	1(0.0)		0.00
		Sectional time (s)	18.01	14.50	15.05	15.31	15.41	15.06	14.26	14.42	14.30	14.45		
		Cumulative time (s)	150.77	132.76	118.26	103.21	87.90	72.49	57.43	43.17	28.75	14.45	2:30.77	
		Speed (m/s)	11.10	13.79	13.29	13.06	12.98	13.28	14.03	13.87	13.99	13.84	13.26	
		Stride length (m)	5.64	6.17	6.19	6.21	6.20	6.27	6.46	6.39	6.25	6.18	6.19	
		Stride duration (s)	0.455	0.447	0.466	0.476	0.478	0.473	0.460	0.461	0.447	0.446	0.467	
		Stride efficiency (%)	49.73	59.43	59.87	60.32	60.12	61.51	65.12	63.85	61.13	59.66	59.87	
		Stride count	35.45	32.43	32.31	32.19	32.24	31.88	30.98	31.29	31.98	32.37	323.12	

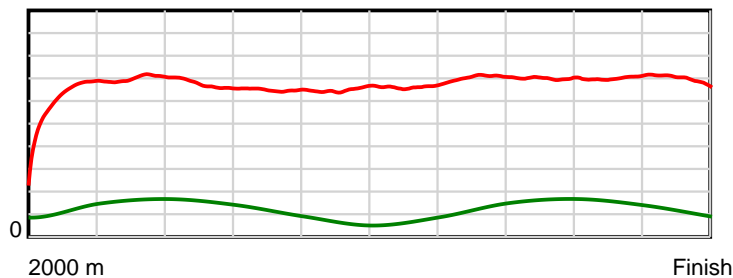
10 m Stride length



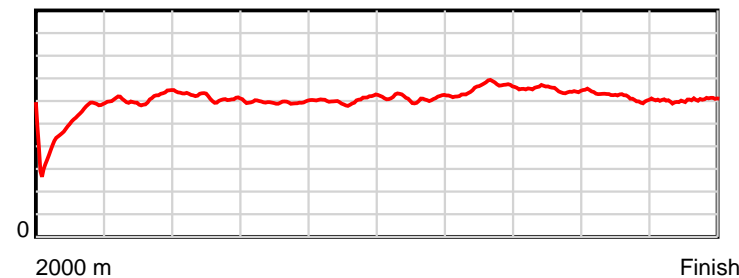
0.6 s Stride duration



20 m/sec Speed



100 % Stride efficiency



Note: Horizontal distance axis grid lines are 200m furlongs.

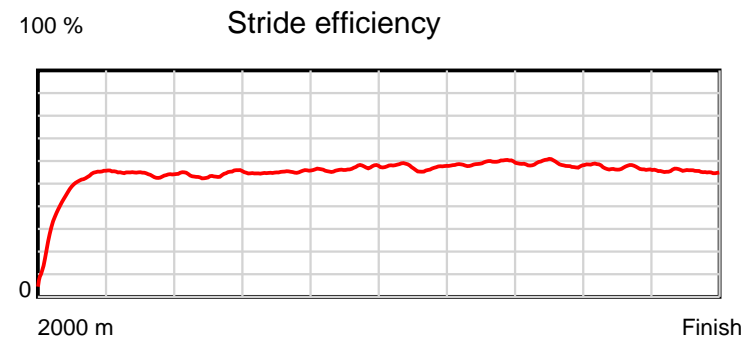
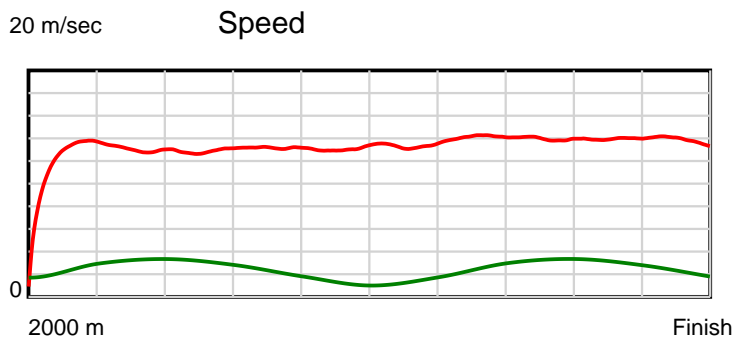
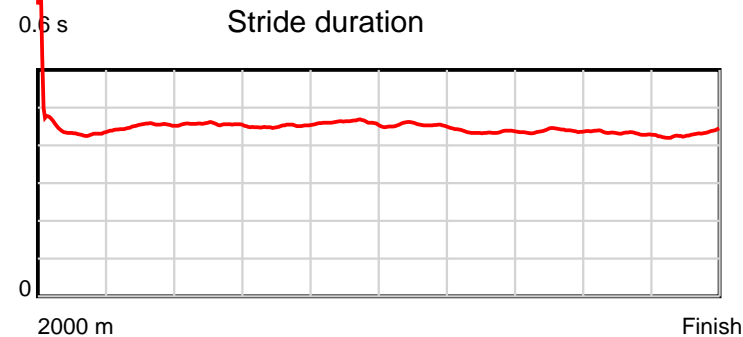
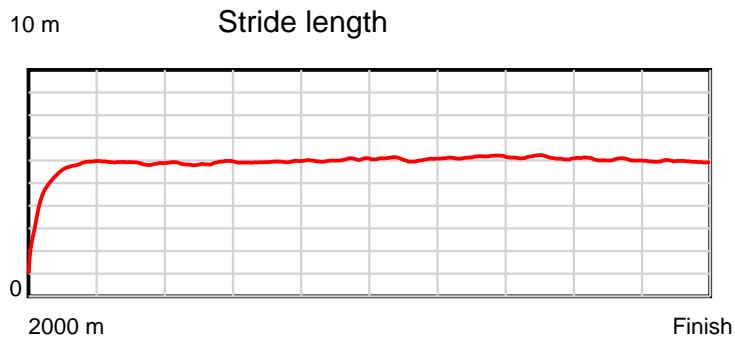
Disclaimer.

HRNZ and NZMTC and Thoroughbred Ratings Pty Ltd accepts no responsibility for the completeness or accuracy of any of the information contained herein, and makes no representations about its suitability for any particular purpose. Users should make their own judgements about those matters and/or seek independent advice. You assume all risks associated with use of the data provided on this page.

Race Results

June 21, 2024, Race 6, 'THE CROSSING' LINE HANDICAP TROT, Distance 2000m, Addington - Survey 3200m

Result	TAB no.	Horse (Barrier)	2000 to	1800m to	1600m to	1400m to	1200m to	1000m to	800m to	600m to	400m to	200m to	Total or	Margin
2nd	1	Royal Del (3)	1800m	1600m	1400m	1200m	1000m	800m	600m	400m	200m	WP	Average	
		Position in running (margin)	-	1(0.0)	1(0.0)	2(3.0)	2(2.3)	2(2.2)	2(1.5)	2(1.7)	3(2.9)			2.60
		Sectional time (s)	16.95	15.36	15.62	15.20	15.39	15.06	14.15	14.45	14.49	14.58		
		Cumulative time (s)	151.25	134.30	118.94	103.32	88.12	72.73	57.67	43.52	29.07	14.58	2:31.25	
		Speed (m/s)	11.80	13.02	12.80	13.16	13.00	13.28	14.13	13.84	13.80	13.72	13.22	
		Stride length (m)	5.21	5.87	5.84	5.93	5.99	6.03	6.16	6.07	5.97	5.91	5.89	
		Stride duration (s)	0.442	0.451	0.456	0.451	0.461	0.454	0.436	0.438	0.432	0.431	0.445	
		Stride efficiency (%)	42.35	53.90	53.35	54.99	56.05	56.77	59.33	57.58	55.60	54.64	54.15	
		Stride count	38.42	34.05	34.23	33.71	33.39	33.18	32.46	32.95	33.53	33.82	339.74	



Note: Horizontal distance axis grid lines are 200m furlongs.

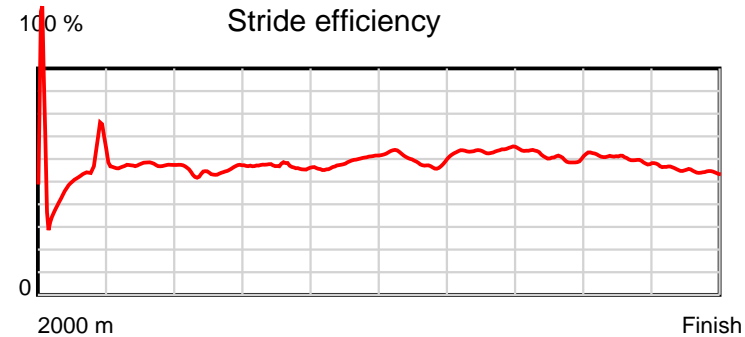
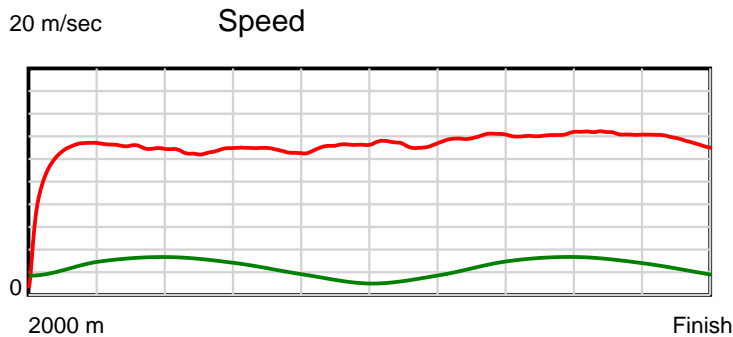
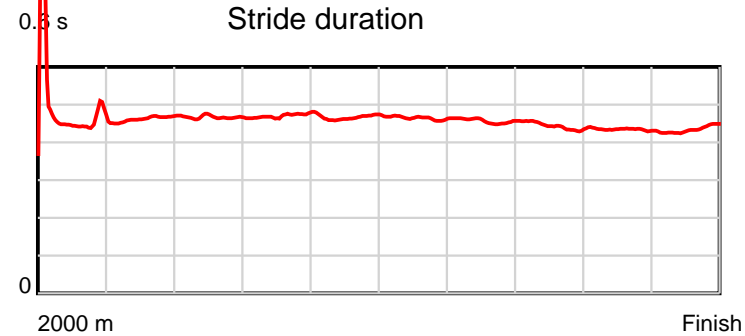
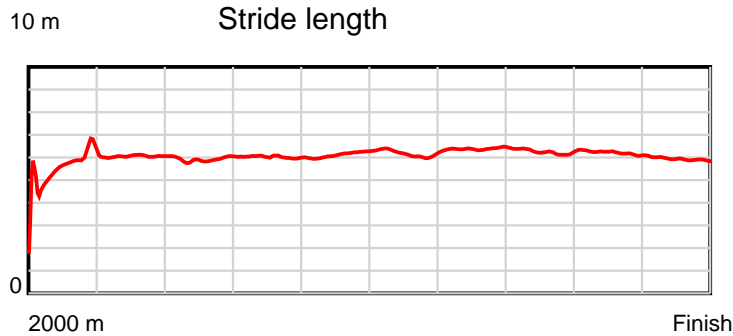
Disclaimer.

HRNZ and NZMTC and Thoroughbred Ratings Pty Ltd accepts no responsibility for the completeness or accuracy of any of the information contained herein, and makes no representations about its suitability for any particular purpose. Users should make their own judgements about those matters and/or seek independent advice. You assume all risks associated with use of the data provided on this page.

Race Results

June 21, 2024, Race 6, 'THE CROSSING' LINE HANDICAP TROT, Distance 2000m, Addington - Survey 3200m

Result	TAB no.	Horse (Barrier)	2000 to	1800m to	1600m to	1400m to	1200m to	1000m to	800m to	600m to	400m to	200m to	Total or	Margin
3rd	2	Master Class (4)	1800m	1600m	1400m	1200m	1000m	800m	600m	400m	200m	WP	Average	
		Position in running (margin)	-	2(2.7)	3(2.1)	3(5.9)	3(7.0)	3(5.5)	3(4.7)	4(4.6)	3(3.7)	2(2.8)		3.50
		Sectional time (s)	17.55	15.26	15.77	15.49	15.16	14.93	14.24	14.26	14.16	14.60		
		Cumulative time (s)	151.42	133.87	118.61	102.84	87.35	72.19	57.26	43.02	28.76	14.60	2:31.42	
		Speed (m/s)	11.39	13.11	12.68	12.91	13.19	13.40	14.04	14.03	14.12	13.70	13.21	
		Stride length (m)	5.54	6.06	5.92	6.06	6.15	6.22	6.41	6.21	6.13	5.96	6.06	
		Stride duration (s)	0.468	0.462	0.466	0.470	0.466	0.465	0.457	0.443	0.434	0.435	0.459	
		Stride efficiency (%)	47.95	57.34	54.68	57.48	59.03	60.52	64.27	60.20	58.66	55.53	57.33	
		Stride count	36.10	33.02	33.81	32.98	32.54	32.14	31.19	32.22	32.64	33.55	330.19	



Note: Horizontal distance axis grid lines are 200m furlongs.

Disclaimer.

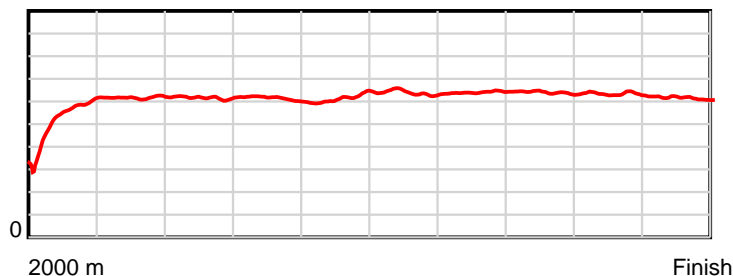
HRNZ and NZMTC and Thoroughbred Ratings Pty Ltd accepts no responsibility for the completeness or accuracy of any of the information contained herein, and makes no representations about its suitability for any particular purpose. Users should make their own judgements about those matters and/or seek independent advice. You assume all risks associated with use of the data provided on this page.

Race Results

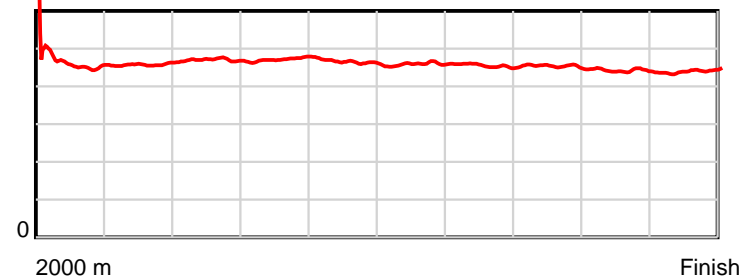
June 21, 2024, Race 6, 'THE CROSSING' LINE HANDICAP TROT, Distance 2000m, Addington - Survey 3200m

Result	TAB no.	Horse (Barrier)	2000 to	1800m to	1600m to	1400m to	1200m to	1000m to	800m to	600m to	400m to	200m to	Total or	Margin
4th	3	Galleons Ambas... (5)	1800m	1600m	1400m	1200m	1000m	800m	600m	400m	200m	WP	Average	
		Position in running (margin)	-	5(11.6)	5(9.3)	5(11.0)	5(11.4)	6(10.3)	6(7.0)	5(6.4)	5(6.1)	4(5.6)		4.80
		Sectional time (s)	19.00	14.98	15.40	15.39	15.22	14.50	14.17	14.36	14.22	14.41		
		Cumulative time (s)	151.65	132.65	117.67	102.27	86.88	71.66	57.16	42.99	28.63	14.41	2:31.65	
		Speed (m/s)	10.52	13.35	12.99	13.00	13.14	13.79	14.11	13.93	14.06	13.88	13.19	
		Stride length (m)	5.11	6.10	6.10	6.13	6.11	6.33	6.41	6.32	6.21	6.12	6.07	
		Stride duration (s)	0.459	0.457	0.470	0.472	0.465	0.459	0.454	0.454	0.442	0.441	0.460	
		Stride efficiency (%)	40.76	58.23	58.18	58.73	58.27	62.68	64.20	62.37	60.34	58.46	57.61	
		Stride count	39.16	32.76	32.78	32.62	32.75	31.58	31.20	31.66	32.18	32.70	329.39	

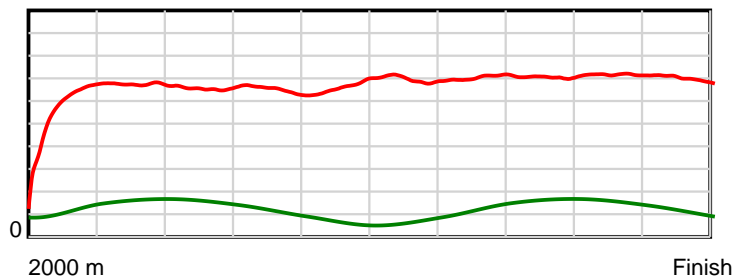
10 m Stride length



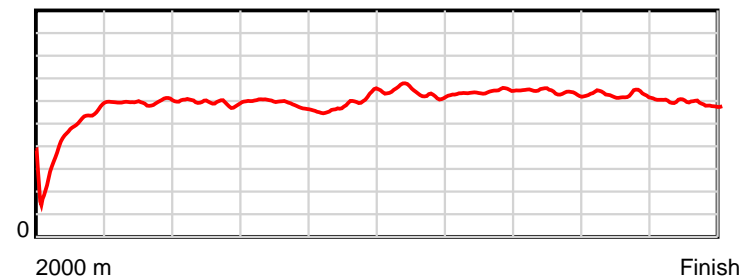
0.6 s Stride duration



20 m/sec Speed



100 % Stride efficiency



Note: Horizontal distance axis grid lines are 200m furlongs.

Disclaimer.

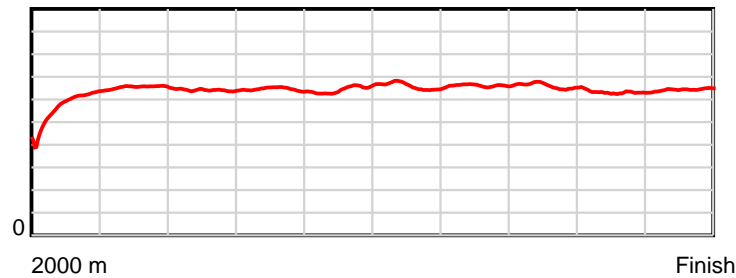
HRNZ and NZMTC and Thoroughbred Ratings Pty Ltd accepts no responsibility for the completeness or accuracy of any of the information contained herein, and makes no representations about its suitability for any particular purpose. Users should make their own judgements about those matters and/or seek independent advice. You assume all risks associated with use of the data provided on this page.

Race Results

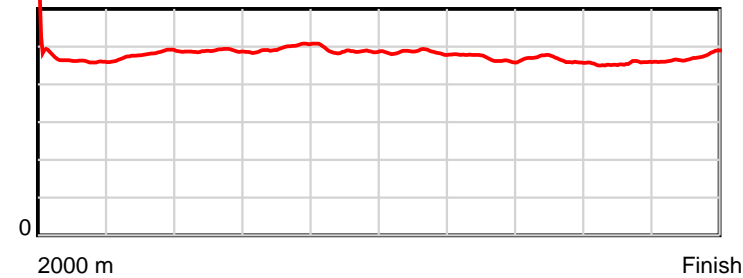
June 21, 2024, Race 6, 'THE CROSSING' LINE HANDICAP TROT, Distance 2000m, Addington - Survey 3200m

Result	TAB no.	Horse (Barrier)	2000 to	1800m to	1600m to	1400m to	1200m to	1000m to	800m to	600m to	400m to	200m to	Total or	Margin
5th	5	Andy Hall (0)	1800m	1600m	1400m	1200m	1000m	800m	600m	400m	200m	WP	Average	
		Position in running (margin)	-	4(9.2)	4(7.2)	4(8.5)	4(9.2)	4(7.9)	5(6.9)	6(6.7)	6(6.5)	5(7.8)		8.80
		Sectional time (s)	18.73	15.03	15.35	15.42	15.20	14.89	14.23	14.39	14.51	14.64		
		Cumulative time (s)	152.39	133.66	118.63	103.28	87.86	72.66	57.77	43.54	29.15	14.64	2:32.39	
		Speed (m/s)	10.68	13.31	13.03	12.97	13.16	13.43	14.05	13.90	13.78	13.66	13.12	
		Stride length (m)	5.76	6.38	6.36	6.45	6.42	6.51	6.60	6.48	6.27	6.46	6.36	
		Stride duration (s)	0.467	0.480	0.488	0.497	0.488	0.485	0.469	0.466	0.455	0.473	0.485	
		Stride efficiency (%)	51.83	63.69	63.30	65.01	64.48	66.25	67.97	65.58	61.46	65.22	63.24	
		Stride count	34.73	31.33	31.42	31.01	31.13	30.72	30.33	30.87	31.89	30.96	314.39	

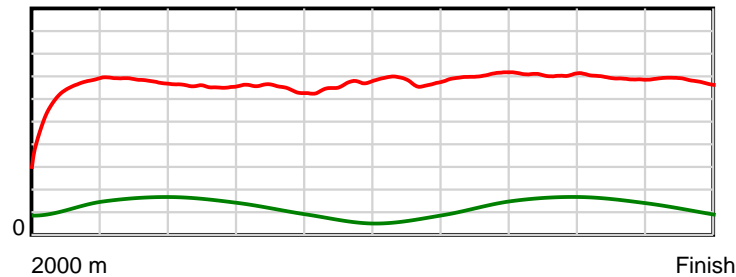
10 m Stride length



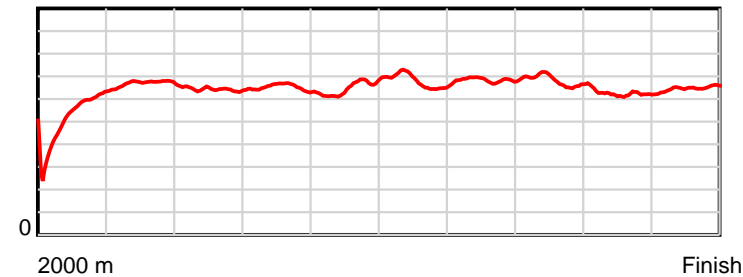
0.6 s Stride duration



20 m/sec Speed



100 % Stride efficiency



Note: Horizontal distance axis grid lines are 200m furlongs.

Disclaimer.

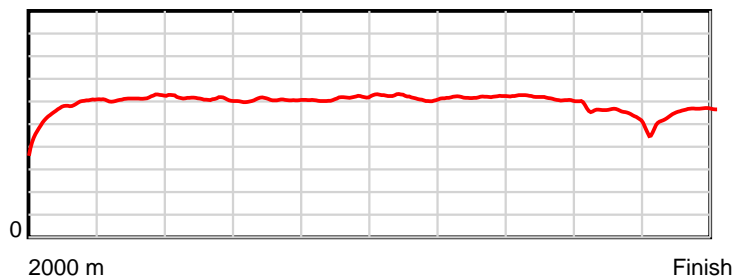
HRNZ and NZMTC and Thoroughbred Ratings Pty Ltd accepts no responsibility for the completeness or accuracy of any of the information contained herein, and makes no representations about its suitability for any particular purpose. Users should make their own judgements about those matters and/or seek independent advice. You assume all risks associated with use of the data provided on this page.

Race Results

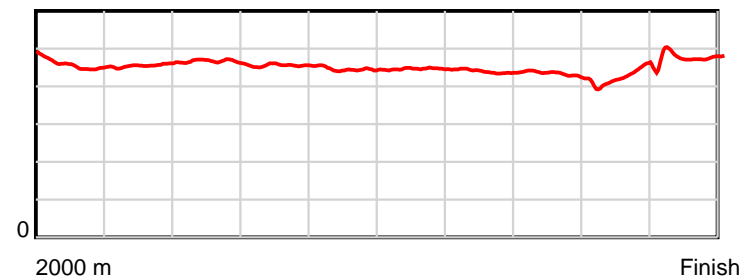
June 21, 2024, Race 6, 'THE CROSSING' LINE HANDICAP TROT, Distance 2000m, Addington - Survey 3200m

Result	TAB no.	Horse (Barrier)	2000 to	1800m to	1600m to	1400m to	1200m to	1000m to	800m to	600m to	400m to	200m to	Total or	Margin
6th	6	Tectonic (1)	1800m	1600m	1400m	1200m	1000m	800m	600m	400m	200m	WP	Average	
		Position in running (margin)	-	6(14.0)	6(12.2)	6(13.6)	6(11.8)	5(7.9)	4(5.2)	3(4.5)	4(4.3)	6(18.9)		32.30
		Sectional time (s)	19.49	15.07	15.34	15.02	14.77	14.61	14.13	14.39	16.74	17.19		
		Cumulative time (s)	156.75	137.26	122.19	106.85	91.83	77.06	62.45	48.32	33.93	17.19	2:36.75	
		Speed (m/s)	10.26	13.27	13.04	13.32	13.54	13.69	14.15	13.90	11.95	11.63	12.76	
		Stride length (m)	5.68	6.04	6.08	6.06	6.04	6.11	6.21	6.02	5.12	5.58	5.87	
		Stride duration (s)	0.457	0.455	0.466	0.455	0.446	0.446	0.439	0.433	0.429	0.479	0.460	
		Stride efficiency (%)	50.34	57.03	57.74	57.38	56.92	58.26	60.32	56.65	41.00	48.58	53.92	
		Stride count	35.24	33.10	32.90	33.01	33.14	32.75	32.19	33.22	39.05	35.87	340.47	

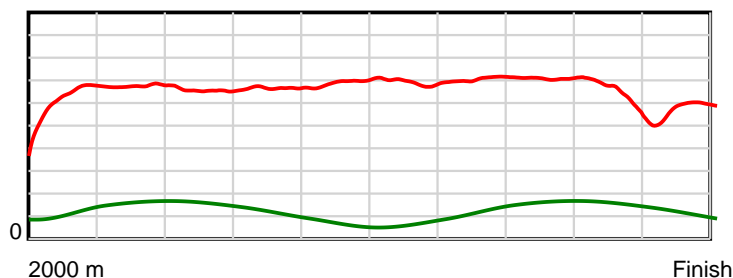
10 m Stride length



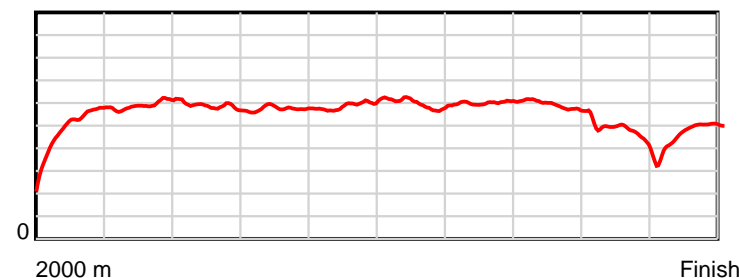
0.6 s Stride duration



20 m/sec Speed



100 % Stride efficiency



Note: Horizontal distance axis grid lines are 200m furlongs.

Disclaimer.

HRNZ and NZMTC and Thoroughbred Ratings Pty Ltd accepts no responsibility for the completeness or accuracy of any of the information contained herein, and makes no representations about its suitability for any particular purpose. Users should make their own judgements about those matters and/or seek independent advice. You assume all risks associated with use of the data provided on this page.