



Race Results

NZ Metropolitan Trotting Club Inc, HRNZ, June 21, 2024

Compilation date: June 21, 2024, 8:20:36 PM (NZST)

Copyright © 2024 HRNZ and NZMTC. All rights reserved.

Trademarks.

StrideMASTER is a registered trademark of Thoroughbred Ratings Pty Ltd.

Disclaimer.

HRNZ and NZMTC and Thoroughbred Ratings Pty Ltd accepts no responsibility for the completeness or accuracy of any of the information contained herein, and makes no representations about its suitability for any particular purpose. Users should make their own judgements about those matters and/or seek independent advice. You assume all risks associated with use of the data provided on this page.



Race Results



June 21, 2024, Race 7, GET THE CACI GLOW HANDICAP PACE, Distance 2600m, Addington - Survey 3200m

Result	TAB no.	Horse (Barrier)	2600 to	2400m to
1st	7	Jimmyray (4)	2400m	2200m
		Position in running (margin)	-	7(10.7)
		Sectional time (s)	18.19	16.09
		Cumulative time (s)	199.85	181.66
		Speed (m/s)	10.99	12.43
		Stride length (m)	5.91	5.98
		Stride duration (s)	0.467	0.481
		Stride efficiency (%)	54.55	55.95
		Stride count	33.85	33.42

Disclaimer.

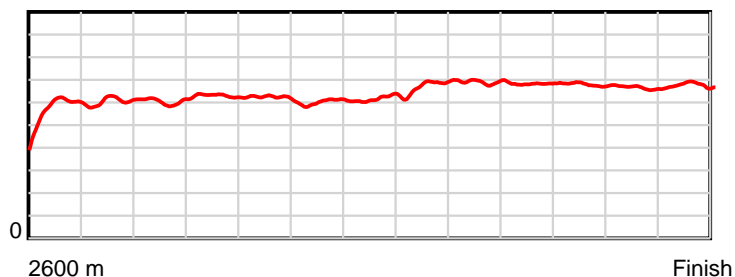
HRNZ and NZMTC and Thoroughbred Ratings Pty Ltd accepts no responsibility for the completeness or accuracy of any of the information contained herein, and makes no representations about its suitability for any particular purpose. Users should make their own judgements about those matters and/or seek independent advice. You assume all risks associated with use of the data provided on this page.

Race Results

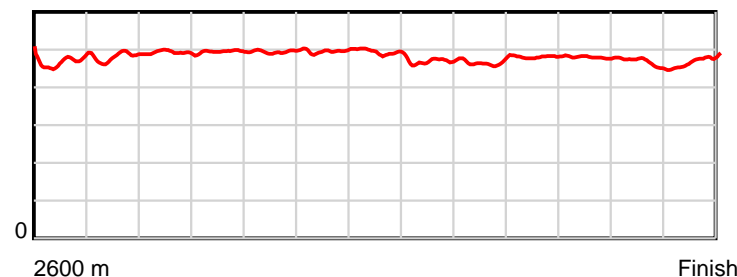
June 21, 2024, Race 7, GET THE CACI GLOW HANDICAP PACE, Distance 2600m, Addington - Survey 3200m

Result	TAB no.	Horse (Barrier)	2200m to	2000m to	1800m to	1600m to	1400m to	1200m to	1000m to	800m to	600m to	400m to	200m to	Total or	Margin
1st	7	Jimmyray (4)	2000m	1800m	1600m	1400m	1200m	1000m	800m	600m	400m	200m	WP	Average	
		Position in running (margin)	7(11.6)	7(13.9)	7(13.4)	7(12.8)	8(10.5)	8(6.1)	5(2.7)	2(1.1)	2(1.1)	2(0.9)	1(0.0)		0.00
		Sectional time (s)	16.28	15.77	15.95	16.81	15.98	14.40	13.85	14.07	14.31	14.16	13.99		
		Cumulative time (s)	165.57	149.29	133.52	117.57	100.76	84.78	70.38	56.53	42.46	28.15	13.99	3:19.85	
		Speed (m/s)	12.29	12.68	12.54	11.90	12.52	13.89	14.44	14.21	13.98	14.12	14.30	13.01	
		Stride length (m)	6.05	6.28	6.20	5.90	6.18	6.51	6.75	6.83	6.70	6.54	6.75	6.34	
		Stride duration (s)	0.492	0.495	0.494	0.496	0.494	0.468	0.467	0.481	0.479	0.463	0.473	0.487	
		Stride efficiency (%)	57.18	61.58	60.06	54.39	59.76	66.16	71.14	72.95	70.19	66.92	71.29	62.73	
		Stride count	33.06	31.86	32.26	33.90	32.34	30.74	29.64	29.27	29.84	30.56	29.61	410.35	

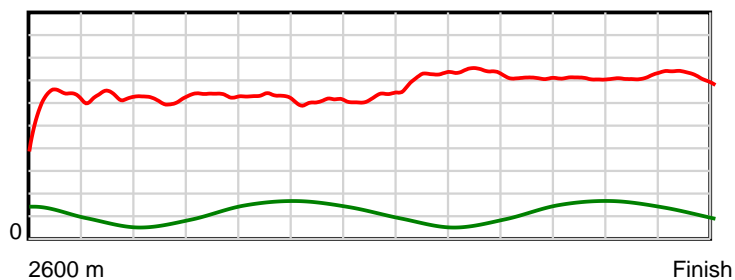
10 m Stride length



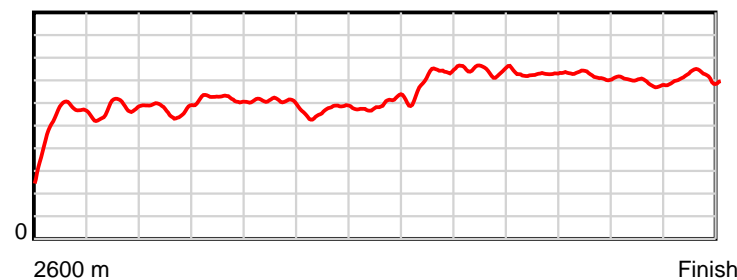
0.6 s Stride duration



20 m/sec Speed



100 % Stride efficiency



Note: Horizontal distance axis grid lines are 200m furlongs.

Disclaimer.

HRNZ and NZMTC and Thoroughbred Ratings Pty Ltd accepts no responsibility for the completeness or accuracy of any of the information contained herein, and makes no representations about its suitability for any particular purpose. Users should make their own judgements about those matters and/or seek independent advice. You assume all risks associated with use of the data provided on this page.



Race Results



June 21, 2024, Race 7, GET THE CACI GLOW HANDICAP PACE, Distance 2600m, Addington - Survey 3200m

Result	TAB no.	Horse (Barrier)	2600 to	2400m to
2nd	3	Kiwi Hero (2)	2400m	2200m
		Position in running (margin)	-	3(2.7)
		Sectional time (s)	16.76	15.48
		Cumulative time (s)	200.10	183.34
		Speed (m/s)	11.93	12.92
		Stride length (m)	5.94	6.07
		Stride duration (s)	0.469	0.470
		Stride efficiency (%)	55.11	57.63
		Stride count	33.68	32.93

Disclaimer.

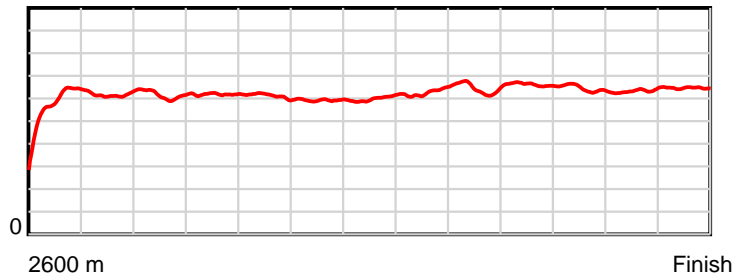
HRNZ and NZMTC and Thoroughbred Ratings Pty Ltd accepts no responsibility for the completeness or accuracy of any of the information contained herein, and makes no representations about its suitability for any particular purpose. Users should make their own judgements about those matters and/or seek independent advice. You assume all risks associated with use of the data provided on this page.

Race Results

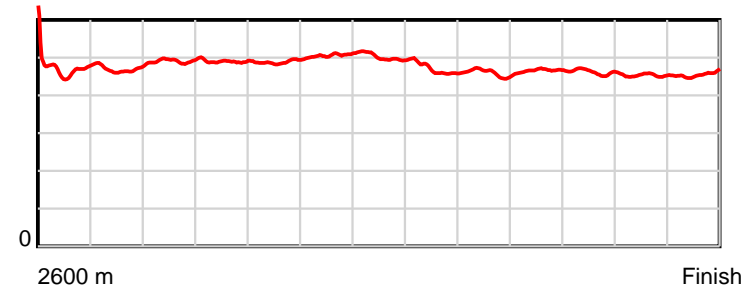
June 21, 2024, Race 7, GET THE CACI GLOW HANDICAP PACE, Distance 2600m, Addington - Survey 3200m

Result	TAB no.	Horse (Barrier)	2200m to	2000m to	1800m to	1600m to	1400m to	1200m to	1000m to	800m to	600m to	400m to	200m to	Total or	Margin
2nd	3	Kiwi Hero (2)	2000m	1800m	1600m	1400m	1200m	1000m	800m	600m	400m	200m	WP	Average	
		Position in running (margin)	1(0.0)	1(0.0)	1(0.0)	1(0.0)	1(0.0)	1(0.0)	1(0.0)	1(0.0)	1(0.0)	1(0.0)	2(0.8)		1.30
		Sectional time (s)	15.91	15.85	16.05	17.18	16.72	14.96	14.11	14.07	14.34	14.44	14.23		
		Cumulative time (s)	167.86	151.95	136.10	120.05	102.87	86.15	71.19	57.08	43.01	28.67	14.23	3:20.10	
		Speed (m/s)	12.57	12.62	12.46	11.64	11.96	13.37	14.17	14.21	13.95	13.85	14.05	12.99	
		Stride length (m)	6.17	6.18	6.09	5.89	6.00	6.28	6.51	6.62	6.44	6.27	6.41	6.22	
		Stride duration (s)	0.491	0.490	0.489	0.506	0.502	0.470	0.460	0.466	0.462	0.453	0.456	0.478	
		Stride efficiency (%)	59.56	59.76	57.94	54.22	56.31	61.70	66.31	68.54	64.78	61.49	64.22	60.37	
		Stride count	32.39	32.34	32.84	33.95	33.32	31.83	30.70	30.20	31.06	31.88	31.20	418.32	

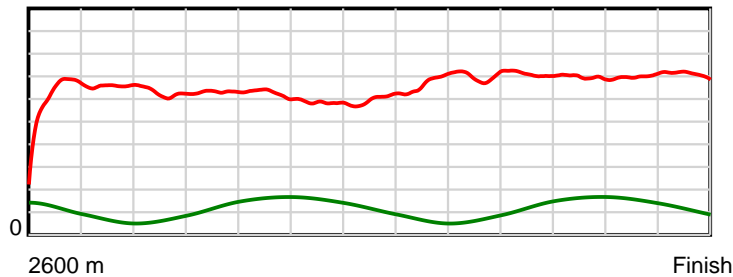
10 m Stride length



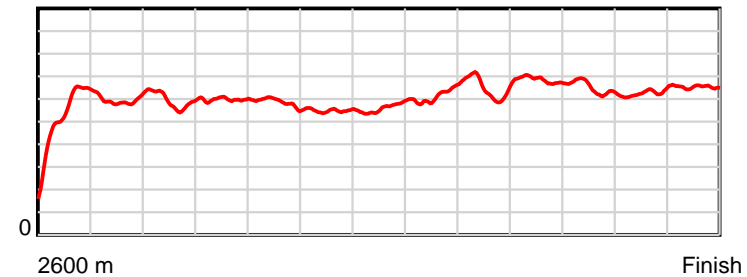
0.6 s Stride duration



20 m/sec Speed



100 % Stride efficiency



Note: Horizontal distance axis grid lines are 200m furlongs.

Disclaimer.

HRNZ and NZMTC and Thoroughbred Ratings Pty Ltd accepts no responsibility for the completeness or accuracy of any of the information contained herein, and makes no representations about its suitability for any particular purpose. Users should make their own judgements about those matters and/or seek independent advice. You assume all risks associated with use of the data provided on this page.



Race Results



June 21, 2024, Race 7, GET THE CACI GLOW HANDICAP PACE, Distance 2600m, Addington - Survey 3200m

Result	TAB no.	Horse (Barrier)	2600 to	2400m to
3rd	5	Peraki Seelste... (7)	2400m	2200m
		Position in running (margin)	-	5(6.9)
		Sectional time (s)	17.56	15.96
		Cumulative time (s)	200.50	182.94
		Speed (m/s)	11.39	12.53
		Stride length (m)	5.79	5.94
		Stride duration (s)	0.464	0.474
		Stride efficiency (%)	52.46	55.19
		Stride count	34.52	33.65

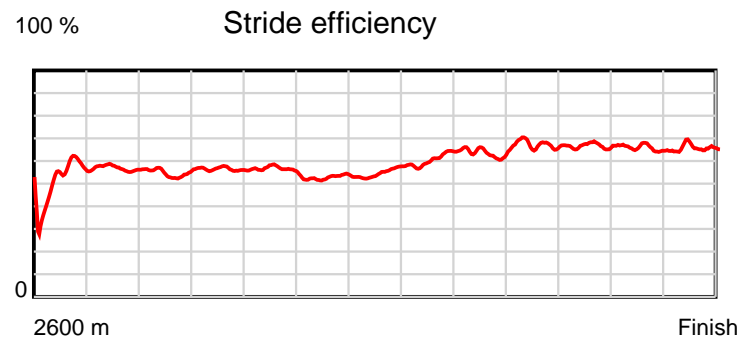
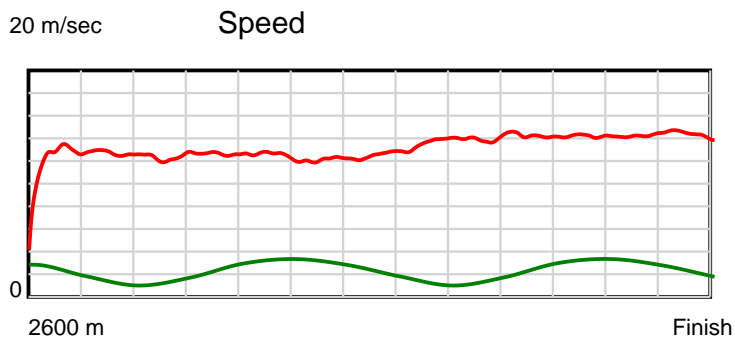
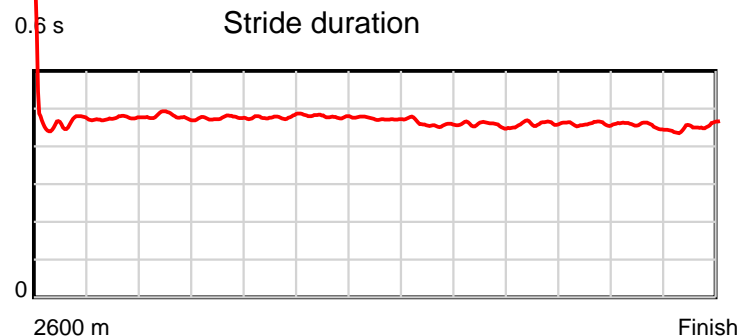
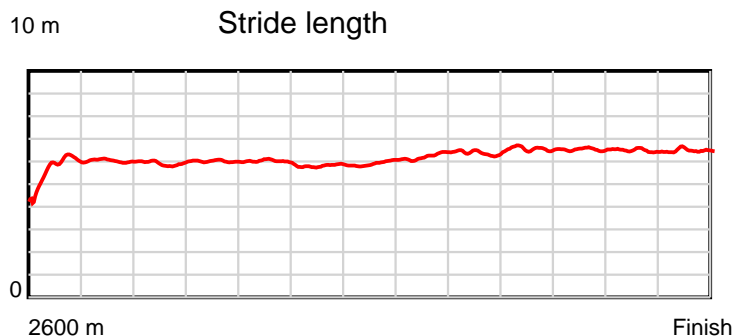
Disclaimer.

HRNZ and NZMTC and Thoroughbred Ratings Pty Ltd accepts no responsibility for the completeness or accuracy of any of the information contained herein, and makes no representations about its suitability for any particular purpose. Users should make their own judgements about those matters and/or seek independent advice. You assume all risks associated with use of the data provided on this page.

Race Results

June 21, 2024, Race 7, GET THE CACI GLOW HANDICAP PACE, Distance 2600m, Addington - Survey 3200m

Result	TAB no.	Horse (Barrier)	2200m to	2000m to	1800m to	1600m to	1400m to	1200m to	1000m to	800m to	600m to	400m to	200m to	Total or	Margin
3rd	5	Peraki Seelste... (7)	2000m	1800m	1600m	1400m	1200m	1000m	800m	600m	400m	200m	WP	Average	
		Position in running (margin)	5(7.0)	5(9.1)	5(8.7)	5(8.9)	5(6.8)	2(2.2)	4(2.7)	6(4.8)	6(4.7)	6(4.5)	5(4.1)		3.50
		Sectional time (s)	16.25	15.79	16.08	16.84	15.93	15.04	14.48	14.05	14.31	14.25	13.96		
		Cumulative time (s)	166.98	150.73	134.94	118.86	102.02	86.09	71.05	56.57	42.52	28.21	13.96	3:20.50	
		Speed (m/s)	12.31	12.67	12.44	11.88	12.55	13.30	13.81	14.23	13.98	14.04	14.33	12.97	
		Stride length (m)	5.90	6.02	5.94	5.69	5.94	6.12	6.32	6.56	6.42	6.37	6.48	6.10	
		Stride duration (s)	0.479	0.476	0.478	0.479	0.473	0.460	0.457	0.461	0.459	0.454	0.452	0.471	
		Stride efficiency (%)	54.38	56.69	55.13	50.63	55.13	58.58	62.37	67.15	64.47	63.40	65.58	58.21	
		Stride count	33.90	33.21	33.67	35.14	33.67	32.67	31.66	30.51	31.14	31.40	30.87	426.01	



Note: Horizontal distance axis grid lines are 200m furlongs.

Disclaimer.

HRNZ and NZMTC and Thoroughbred Ratings Pty Ltd accepts no responsibility for the completeness or accuracy of any of the information contained herein, and makes no representations about its suitability for any particular purpose. Users should make their own judgements about those matters and/or seek independent advice. You assume all risks associated with use of the data provided on this page.



Race Results



June 21, 2024, Race 7, GET THE CACI GLOW HANDICAP PACE, Distance 2600m, Addington - Survey 3200m

Result	TAB no.	Horse (Barrier)	2600 to	2400m to
4th	9	Bryce's Meddle (8)	2400m	2200m
		Position in running (margin)	-	4(5.2)
		Sectional time (s)	17.16	15.96
		Cumulative time (s)	200.56	183.40
		Speed (m/s)	11.65	12.53
		Stride length (m)	6.05	6.27
		Stride duration (s)	0.461	0.500
		Stride efficiency (%)	57.21	61.49
		Stride count	33.05	31.88

Disclaimer.

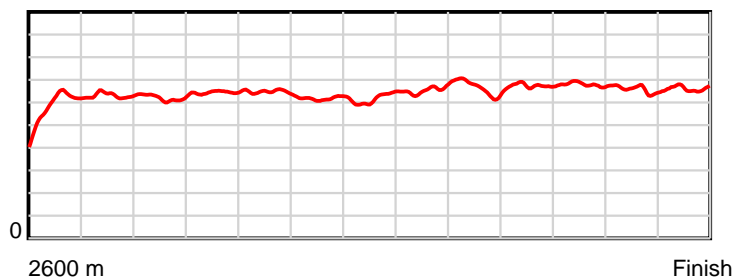
HRNZ and NZMTC and Thoroughbred Ratings Pty Ltd accepts no responsibility for the completeness or accuracy of any of the information contained herein, and makes no representations about its suitability for any particular purpose. Users should make their own judgements about those matters and/or seek independent advice. You assume all risks associated with use of the data provided on this page.

Race Results

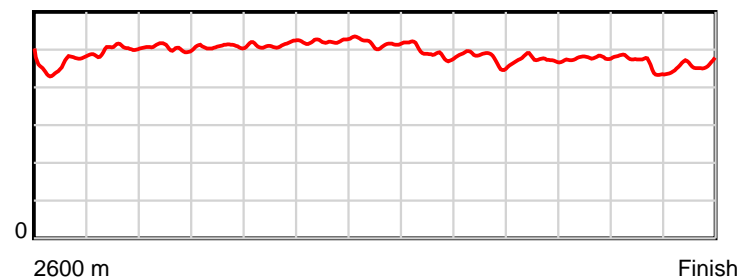
June 21, 2024, Race 7, GET THE CACI GLOW HANDICAP PACE, Distance 2600m, Addington - Survey 3200m

Result	TAB no.	Horse (Barrier)	2200m to	2000m to	1800m to	1600m to	1400m to	1200m to	1000m to	800m to	600m to	400m to	200m to	Total or	Margin
4th	9	Bryce's Meddle (8)	2000m	1800m	1600m	1400m	1200m	1000m	800m	600m	400m	200m	WP	Average	
		Position in running (margin)	4(5.3)	4(7.0)	4(6.5)	4(6.4)	4(6.6)	7(6.1)	9(6.5)	8(7.2)	8(7.4)	8(5.8)	8(5.1)		3.80
		Sectional time (s)	16.19	15.77	16.03	17.21	16.64	15.02	14.24	14.09	14.09	14.20	13.96		
		Cumulative time (s)	167.44	151.25	135.48	119.45	102.24	85.60	70.58	56.34	42.25	28.16	13.96	3:20.56	
		Speed (m/s)	12.35	12.68	12.48	11.62	12.02	13.32	14.04	14.19	14.19	14.08	14.33	12.96	
		Stride length (m)	6.23	6.45	6.41	6.07	6.22	6.55	6.71	6.73	6.79	6.52	6.61	6.42	
		Stride duration (s)	0.504	0.508	0.514	0.522	0.517	0.492	0.478	0.474	0.478	0.463	0.461	0.495	
		Stride efficiency (%)	60.66	64.93	64.22	57.55	60.41	67.03	70.34	70.81	71.96	66.39	68.22	64.44	
		Stride count	32.10	31.03	31.20	32.96	32.17	30.54	29.81	29.71	29.47	30.68	30.27	404.87	

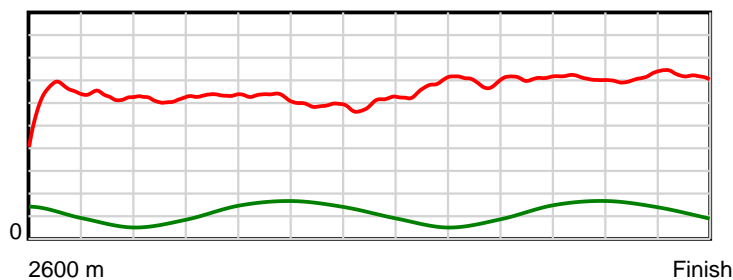
10 m Stride length



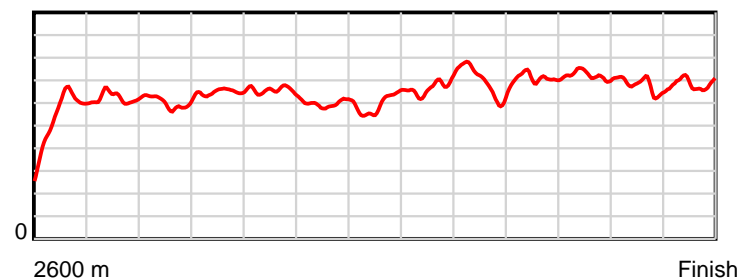
0.6 s Stride duration



20 m/sec Speed



100 % Stride efficiency



Note: Horizontal distance axis grid lines are 200m furlongs.

Disclaimer.

HRNZ and NZMTC and Thoroughbred Ratings Pty Ltd accepts no responsibility for the completeness or accuracy of any of the information contained herein, and makes no representations about its suitability for any particular purpose. Users should make their own judgements about those matters and/or seek independent advice. You assume all risks associated with use of the data provided on this page.



Race Results



June 21, 2024, Race 7, GET THE CACI GLOW HANDICAP PACE, Distance 2600m, Addington - Survey 3200m

Result	TAB no.	Horse (Barrier)	2600 to	2400m to
5th	1	Itsamoneymaker (1)	2400m	2200m
		Position in running (margin)	-	1(0.0)
		Sectional time (s)	16.47	15.99
		Cumulative time (s)	200.57	184.10
		Speed (m/s)	12.14	12.51
		Stride length (m)	5.56	5.86
		Stride duration (s)	0.453	0.469
		Stride efficiency (%)	48.30	53.69
		Stride count	35.98	34.12

Disclaimer.

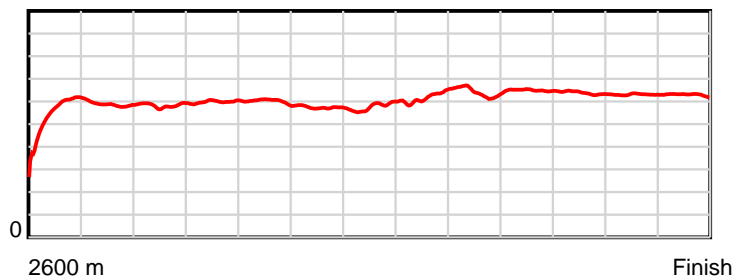
HRNZ and NZMTC and Thoroughbred Ratings Pty Ltd accepts no responsibility for the completeness or accuracy of any of the information contained herein, and makes no representations about its suitability for any particular purpose. Users should make their own judgements about those matters and/or seek independent advice. You assume all risks associated with use of the data provided on this page.

Race Results

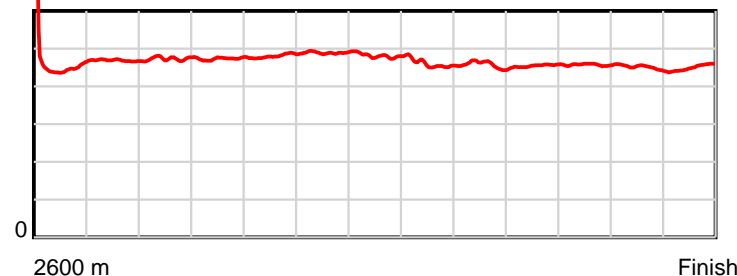
June 21, 2024, Race 7, GET THE CACI GLOW HANDICAP PACE, Distance 2600m, Addington - Survey 3200m

Result	TAB no.	Horse (Barrier)	2200m to	2000m to	1800m to	1600m to	1400m to	1200m to	1000m to	800m to	600m to	400m to	200m to	Total or	Margin
5th	1	Itsamoneymaker (1)	2000m	1800m	1600m	1400m	1200m	1000m	800m	600m	400m	200m	WP	Average	
		Position in running (margin)	2(0.3)	2(2.4)	2(2.2)	2(2.2)	2(2.1)	3(2.2)	3(1.7)	3(2.4)	3(1.8)	3(1.8)	3(2.3)		3.90
		Sectional time (s)	16.25	15.82	16.05	17.17	16.72	14.88	14.23	13.98	14.34	14.40	14.27		
		Cumulative time (s)	168.11	151.86	136.04	119.99	102.82	86.10	71.22	56.99	43.01	28.67	14.27	3:20.57	
		Speed (m/s)	12.31	12.64	12.46	11.65	11.96	13.44	14.05	14.31	13.95	13.89	14.02	12.96	
		Stride length (m)	5.82	5.98	5.98	5.70	5.75	6.19	6.41	6.51	6.37	6.26	6.30	6.04	
		Stride duration (s)	0.473	0.473	0.480	0.489	0.481	0.460	0.457	0.455	0.457	0.451	0.450	0.466	
		Stride efficiency (%)	52.98	55.89	55.91	50.79	51.70	59.85	64.30	66.16	63.37	61.27	62.09	57.00	
		Stride count	34.35	33.44	33.44	35.08	34.77	32.32	31.18	30.74	31.41	31.94	31.73	430.50	

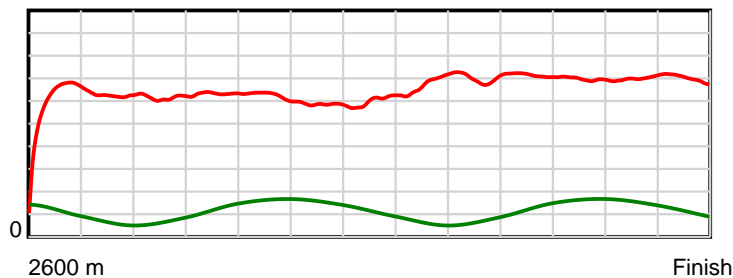
10 m Stride length



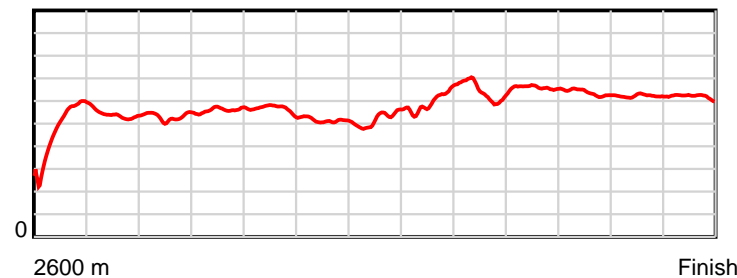
0.6 s Stride duration



20 m/sec Speed



100 % Stride efficiency



Note: Horizontal distance axis grid lines are 200m furlongs.

Disclaimer.

HRNZ and NZMTC and Thoroughbred Ratings Pty Ltd accepts no responsibility for the completeness or accuracy of any of the information contained herein, and makes no representations about its suitability for any particular purpose. Users should make their own judgements about those matters and/or seek independent advice. You assume all risks associated with use of the data provided on this page.



Race Results



June 21, 2024, Race 7, GET THE CACI GLOW HANDICAP PACE, Distance 2600m, Addington - Survey 3200m

Result	TAB no.	Horse (Barrier)	2600 to	2400m to
6th	6	Teds Legacy (3)	2400m	2200m
		Position in running (margin)	-	6(9.2)
		Sectional time (s)	17.93	15.98
		Cumulative time (s)	200.59	182.66
		Speed (m/s)	11.15	12.52
		Stride length (m)	5.84	6.01
		Stride duration (s)	0.462	0.480
		Stride efficiency (%)	53.29	56.41
		Stride count	34.25	33.29

Disclaimer.

HRNZ and NZMTC and Thoroughbred Ratings Pty Ltd accepts no responsibility for the completeness or accuracy of any of the information contained herein, and makes no representations about its suitability for any particular purpose. Users should make their own judgements about those matters and/or seek independent advice. You assume all risks associated with use of the data provided on this page.

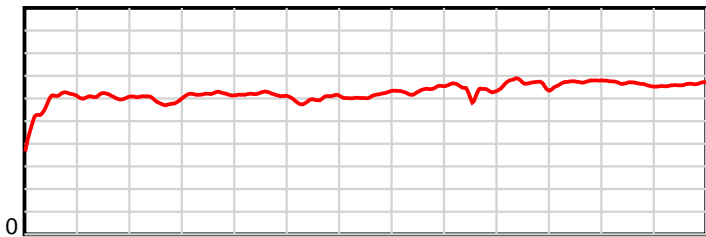
Race Results

June 21, 2024, Race 7, GET THE CACI GLOW HANDICAP PACE, Distance 2600m, Addington - Survey 3200m

Result	TAB no.	Horse (Barrier)	2200m to	2000m to	1800m to	1600m to	1400m to	1200m to	1000m to	800m to	600m to	400m to	200m to	Total or	Margin
6th	6	Teds Legacy (3)	2000m	1800m	1600m	1400m	1200m	1000m	800m	600m	400m	200m	WP	Average	
		Position in running (margin)	6(9.4)	6(11.5)	6(11.1)	6(10.8)	7(8.7)	4(4.0)	6(4.4)	7(6.6)	7(6.4)	5(4.1)	6(4.4)		4.00
		Sectional time (s)	16.25	15.79	16.00	16.83	15.94	15.02	14.49	14.03	13.96	14.36	14.01		
		Cumulative time (s)	166.68	150.43	134.64	118.64	101.81	85.87	70.85	56.36	42.33	28.37	14.01	3:20.59	
		Speed (m/s)	12.31	12.67	12.50	11.88	12.55	13.32	13.80	14.26	14.33	13.93	14.28	12.96	
		Stride length (m)	5.94	6.14	6.10	5.86	6.14	6.26	6.29	6.70	6.57	6.46	6.64	6.21	
		Stride duration (s)	0.482	0.484	0.488	0.494	0.489	0.470	0.456	0.470	0.458	0.464	0.465	0.479	
		Stride efficiency (%)	55.05	58.82	58.18	53.75	58.93	61.33	61.82	70.06	67.37	65.19	68.93	60.34	
		Stride count	33.70	32.60	32.78	34.10	32.57	31.93	31.80	29.87	30.46	30.96	30.11	418.42	

10 m

Stride length

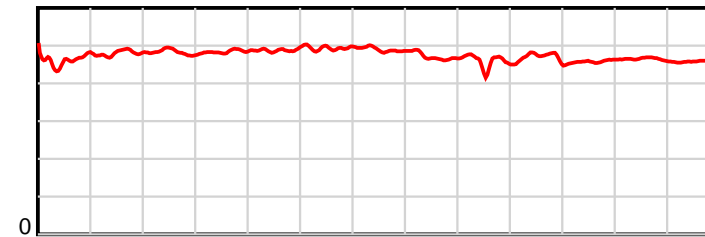


2600 m

Finish

0.6 s

Stride duration

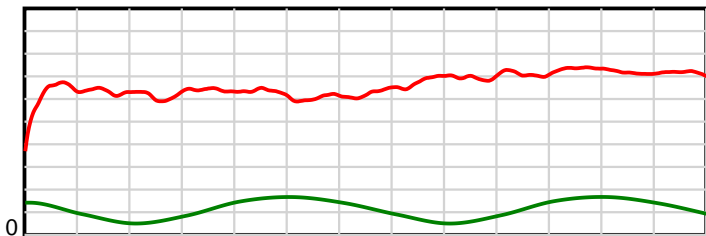


2600 m

Finish

20 m/sec

Speed

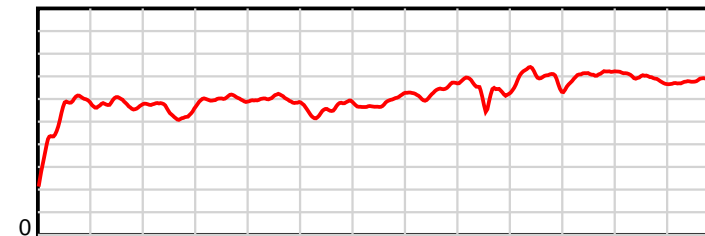


2600 m

Finish

100 %

Stride efficiency



2600 m

Finish

Note: Horizontal distance axis grid lines are 200m furlongs.

Disclaimer.

HRNZ and NZMTC and Thoroughbred Ratings Pty Ltd accepts no responsibility for the completeness or accuracy of any of the information contained herein, and makes no representations about its suitability for any particular purpose. Users should make their own judgements about those matters and/or seek independent advice. You assume all risks associated with use of the data provided on this page.



Race Results



June 21, 2024, Race 7, GET THE CACI GLOW HANDICAP PACE, Distance 2600m, Addington - Survey 3200m

Result	TAB no.	Horse (Barrier)	2600 to	2400m to
7th	2	The Craic (5)	2400m	2200m
		Position in running (margin)	-	2(1.7)
		Sectional time (s)	16.61	16.19
		Cumulative time (s)	200.73	184.12
		Speed (m/s)	12.04	12.35
		Stride length (m)	5.85	6.38
		Stride duration (s)	0.474	0.516
		Stride efficiency (%)	53.44	63.60
		Stride count	34.20	31.35

Disclaimer.

HRNZ and NZMTC and Thoroughbred Ratings Pty Ltd accepts no responsibility for the completeness or accuracy of any of the information contained herein, and makes no representations about its suitability for any particular purpose. Users should make their own judgements about those matters and/or seek independent advice. You assume all risks associated with use of the data provided on this page.

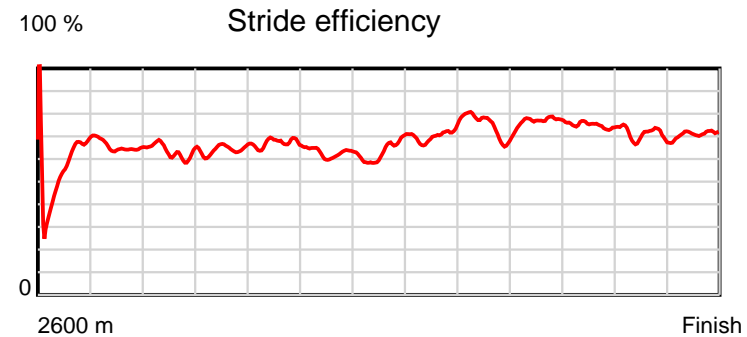
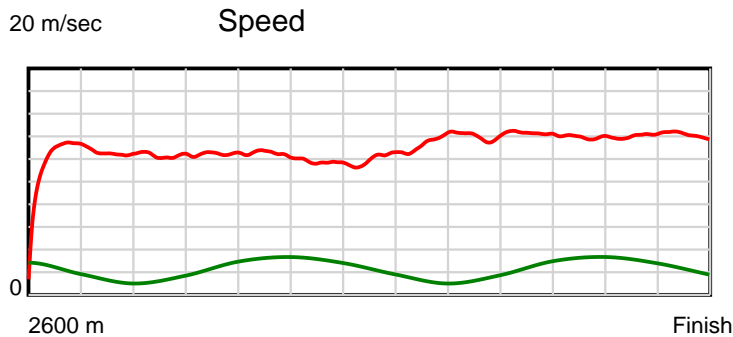
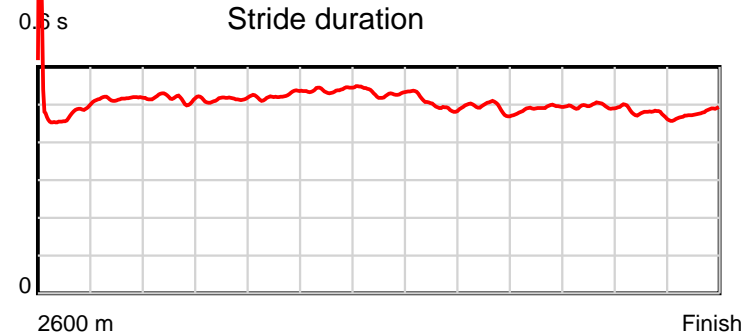
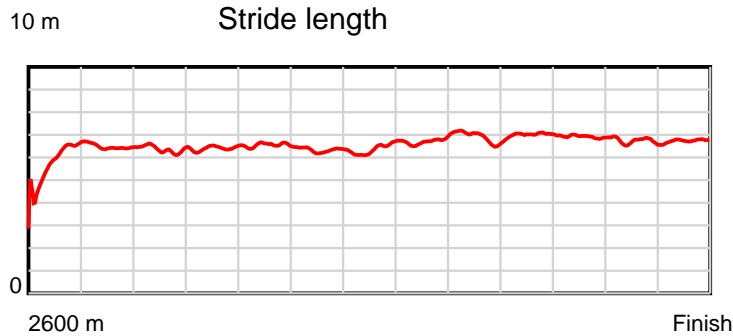


Race Results



June 21, 2024, Race 7, GET THE CACI GLOW HANDICAP PACE, Distance 2600m, Addington - Survey 3200m

Result	TAB no.	Horse (Barrier)	2200m to	2000m to	1800m to	1600m to	1400m to	1200m to	1000m to	800m to	600m to	400m to	200m to	Total or	Margin
7th	2	The Craic (5)	2000m	1800m	1600m	1400m	1200m	1000m	800m	600m	400m	200m	WP	Average	
		Position in running (margin)	3(3.2)	3(4.8)	3(4.8)	3(6.0)	3(4.6)	5(4.4)	7(4.5)	5(4.7)	5(4.0)	7(4.6)	7(4.4)		4.70
		Sectional time (s)	16.18	15.85	16.25	16.95	16.68	14.97	14.15	13.94	14.45	14.28	14.23		
		Cumulative time (s)	167.93	151.75	135.90	119.65	102.70	86.02	71.05	56.90	42.96	28.51	14.23	3:20.73	
		Speed (m/s)	12.36	12.62	12.31	11.80	11.99	13.36	14.13	14.35	13.84	14.01	14.05	12.95	
		Stride length (m)	6.39	6.49	6.45	6.36	6.38	6.71	6.96	7.03	6.86	6.70	6.73	6.55	
		Stride duration (s)	0.517	0.514	0.524	0.539	0.532	0.502	0.492	0.490	0.496	0.479	0.479	0.505	
		Stride efficiency (%)	63.80	65.80	65.04	63.27	63.51	70.35	75.72	77.24	73.62	70.23	70.78	66.97	
		Stride count	31.30	30.82	31.00	31.43	31.37	29.81	28.73	28.45	29.14	29.83	29.72	397.15	



Note: Horizontal distance axis grid lines are 200m furlongs.

Disclaimer.

HRNZ and NZMTC and Thoroughbred Ratings Pty Ltd accepts no responsibility for the completeness or accuracy of any of the information contained herein, and makes no representations about its suitability for any particular purpose. Users should make their own judgements about those matters and/or seek independent advice. You assume all risks associated with use of the data provided on this page.



Race Results



June 21, 2024, Race 7, GET THE CACI GLOW HANDICAP PACE, Distance 2600m, Addington - Survey 3200m

Result	TAB no.	Horse (Barrier)	2600 to	2400m to
8th	4	Spirit Of Anar... (6)	2400m	2200m
		Position in running (margin)	-	8(18.4)
		Sectional time (s)	19.58	15.21
		Cumulative time (s)	200.83	181.25
		Speed (m/s)	10.21	13.15
		Stride length (m)	5.49	5.81
		Stride duration (s)	0.428	0.442
		Stride efficiency (%)	47.02	52.75
		Stride count	36.46	34.42

Disclaimer.

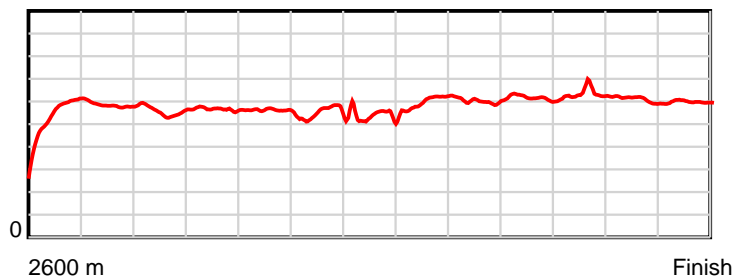
HRNZ and NZMTC and Thoroughbred Ratings Pty Ltd accepts no responsibility for the completeness or accuracy of any of the information contained herein, and makes no representations about its suitability for any particular purpose. Users should make their own judgements about those matters and/or seek independent advice. You assume all risks associated with use of the data provided on this page.

Race Results

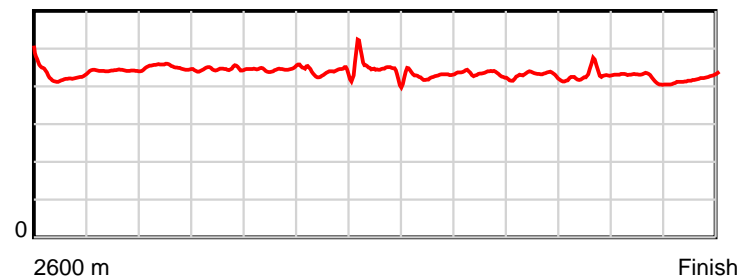
June 21, 2024, Race 7, GET THE CACI GLOW HANDICAP PACE, Distance 2600m, Addington - Survey 3200m

Result	TAB no.	Horse (Barrier)	2200m to	2000m to	1800m to	1600m to	1400m to	1200m to	1000m to	800m to	600m to	400m to	200m to	Total or	Margin
8th	4	Spirit Of Anar... (6)	2000m	1800m	1600m	1400m	1200m	1000m	800m	600m	400m	200m	WP	Average	
		Position in running (margin)	8(14.0)	8(16.1)	8(15.3)	8(14.9)	6(8.3)	9(7.7)	8(5.8)	9(8.4)	9(8.1)	9(5.9)	9(5.4)		5.30
		Sectional time (s)	16.25	15.73	15.98	16.08	16.61	14.64	14.56	14.01	13.97	14.24	13.97		
		Cumulative time (s)	166.04	149.79	134.06	118.08	102.00	85.39	70.75	56.19	42.18	28.21	13.97	3:20.83	
		Speed (m/s)	12.31	12.71	12.52	12.44	12.04	13.66	13.74	14.28	14.32	14.04	14.32	12.95	
		Stride length (m)	5.56	5.66	5.58	5.40	5.38	5.87	5.94	6.13	6.14	5.93	6.04	5.75	
		Stride duration (s)	0.452	0.445	0.446	0.434	0.447	0.429	0.432	0.430	0.429	0.422	0.422	0.444	
		Stride efficiency (%)	48.31	50.03	48.60	45.59	45.31	53.82	55.05	58.74	58.96	54.88	56.93	51.69	
		Stride count	35.97	35.35	35.86	37.03	37.14	34.08	33.70	32.62	32.56	33.75	33.14	452.08	

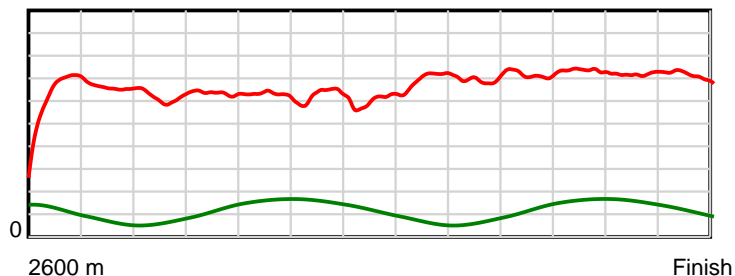
10 m Stride length



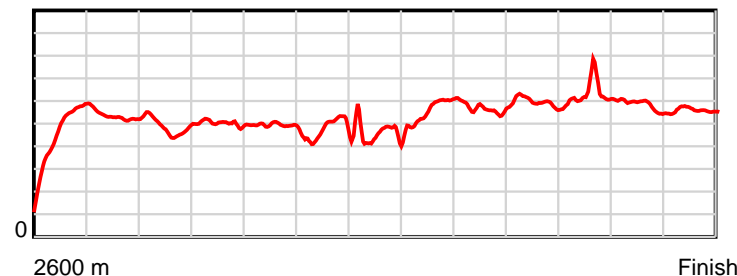
0.6 s Stride duration



20 m/sec Speed



100 % Stride efficiency



Note: Horizontal distance axis grid lines are 200m furlongs.

Disclaimer.

HRNZ and NZMTC and Thoroughbred Ratings Pty Ltd accepts no responsibility for the completeness or accuracy of any of the information contained herein, and makes no representations about its suitability for any particular purpose. Users should make their own judgements about those matters and/or seek independent advice. You assume all risks associated with use of the data provided on this page.