



Race Results

NZ Metropolitan Trotting Club Inc, HRNZ, June 21, 2024

Compilation date: June 21, 2024, 9:10:20 PM (NZST)

Copyright © 2024 HRNZ and NZMTC. All rights reserved.

Trademarks.

StrideMASTER is a registered trademark of Thoroughbred Ratings Pty Ltd.

Disclaimer.

HRNZ and NZMTC and Thoroughbred Ratings Pty Ltd accepts no responsibility for the completeness or accuracy of any of the information contained herein, and makes no representations about its suitability for any particular purpose. Users should make their own judgements about those matters and/or seek independent advice. You assume all risks associated with use of the data provided on this page.



Race Results



June 21, 2024, Race 9, THE PENINSULAR BEACHFRONT RESORT MOOLOOLABA TROT, Distance 2600m, Addington - Survey 3200m

Result	TAB no.	Horse (Barrier)	2600 to	2400m to
1st	4	George Eliot (6)	2400m	2200m
		Position in running (margin)	-	5(4.7)
		Sectional time (s)	16.79	15.37
		Cumulative time (s)	198.80	182.01
		Speed (m/s)	11.91	13.01
		Stride length (m)	5.21	5.60
		Stride duration (s)	0.428	0.431
		Stride efficiency (%)	42.49	49.06
		Stride count	38.36	35.69

Disclaimer.

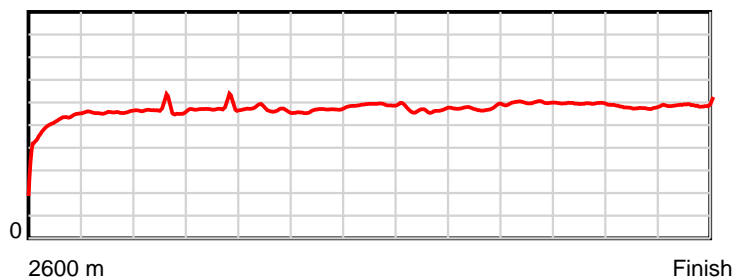
HRNZ and NZMTC and Thoroughbred Ratings Pty Ltd accepts no responsibility for the completeness or accuracy of any of the information contained herein, and makes no representations about its suitability for any particular purpose. Users should make their own judgements about those matters and/or seek independent advice. You assume all risks associated with use of the data provided on this page.

Race Results

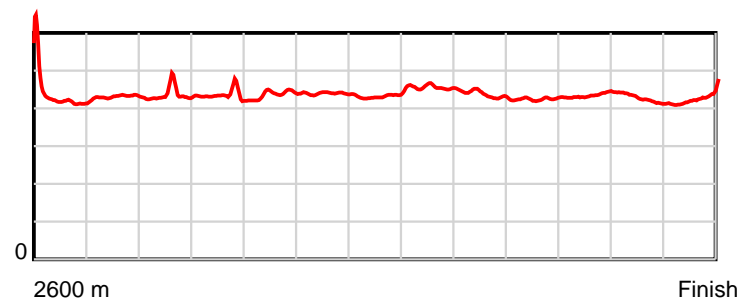
June 21, 2024, Race 9, THE PENINSULAR BEACHFRONT RESORT MOOLOOLABA TROT, Distance 2600m, Addington - Survey 3200m

Result	TAB no.	Horse (Barrier)	2200m to	2000m to	1800m to	1600m to	1400m to	1200m to	1000m to	800m to	600m to	400m to	200m to	Total or	Margin
1st	4	George Eliot (6)	2000m	1800m	1600m	1400m	1200m	1000m	800m	600m	400m	200m	WP	Average	
		Position in running (margin)	5(6.0)	5(7.2)	8(8.2)	9(7.7)	10(9.4)	9(8.9)	9(10.5)	9(8.9)	7(5.2)	6(4.8)	2(1.2)		0.00
		Sectional time (s)	15.32	15.15	15.52	15.63	14.61	16.21	15.36	14.15	15.12	15.12	14.45		
		Cumulative time (s)	166.64	151.32	136.17	120.65	105.02	90.41	74.20	58.84	44.69	29.57	14.45	3:18.80	
		Speed (m/s)	13.05	13.20	12.89	12.80	13.69	12.34	13.02	14.13	13.23	13.23	13.84	13.08	
		Stride length (m)	5.66	5.72	5.63	5.63	5.91	5.63	5.69	6.01	5.75	5.62	5.94	5.69	
		Stride duration (s)	0.433	0.433	0.437	0.440	0.432	0.456	0.437	0.425	0.435	0.425	0.429	0.435	
		Stride efficiency (%)	49.97	51.15	49.48	49.46	54.53	49.56	50.58	56.40	51.64	49.34	55.17	50.51	
		Stride count	35.37	34.96	35.54	35.55	33.86	35.51	35.15	33.29	34.79	35.59	33.66	457.32	

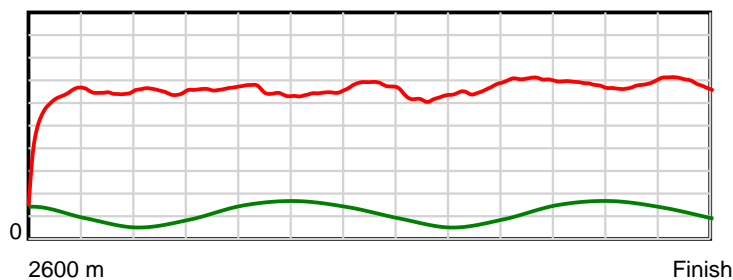
10 m Stride length



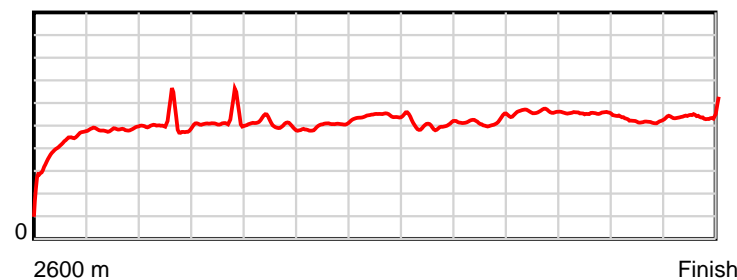
0.6 s Stride duration



20 m/sec Speed



100 % Stride efficiency



Note: Horizontal distance axis grid lines are 200m furlongs.

Disclaimer.

HRNZ and NZMTC and Thoroughbred Ratings Pty Ltd accepts no responsibility for the completeness or accuracy of any of the information contained herein, and makes no representations about its suitability for any particular purpose. Users should make their own judgements about those matters and/or seek independent advice. You assume all risks associated with use of the data provided on this page.



Race Results



June 21, 2024, Race 9, THE PENINSULAR BEACHFRONT RESORT MOOLOOLABA TROT, Distance 2600m, Addington - Survey 3200m

Result	TAB no.	Horse (Barrier)	2600 to	2400m to
2nd	8	Spy Da Moment (1)	2400m	2200m
		Position in running (margin)	-	10(12.0)
		Sectional time (s)	17.92	15.62
		Cumulative time (s)	199.08	181.16
		Speed (m/s)	11.16	12.80
		Stride length (m)	5.89	6.10
		Stride duration (s)	0.467	0.476
		Stride efficiency (%)	54.20	58.10
		Stride count	33.96	32.80

Disclaimer.

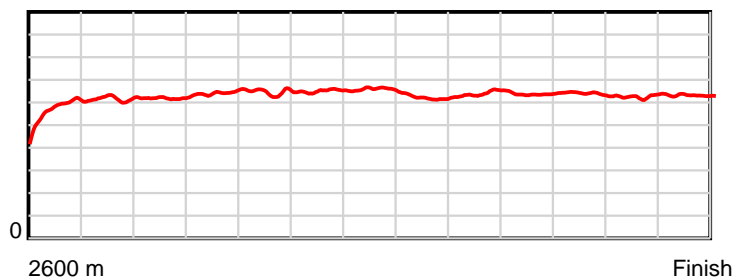
HRNZ and NZMTC and Thoroughbred Ratings Pty Ltd accepts no responsibility for the completeness or accuracy of any of the information contained herein, and makes no representations about its suitability for any particular purpose. Users should make their own judgements about those matters and/or seek independent advice. You assume all risks associated with use of the data provided on this page.

Race Results

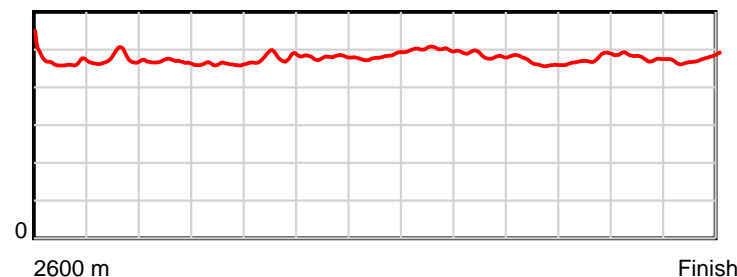
June 21, 2024, Race 9, THE PENINSULAR BEACHFRONT RESORT MOOLOOLABA TROT, Distance 2600m, Addington - Survey 3200m

Result	TAB no.	Horse (Barrier)	2200m to	2000m to	1800m to	1600m to	1400m to	1200m to	1000m to	800m to	600m to	400m to	200m to	Total or	Margin
2nd	8	Spy Da Moment (1)	2000m	1800m	1600m	1400m	1200m	1000m	800m	600m	400m	200m	WP	Average	
		Position in running (margin)	10(14.8)	10(14.7)	9(9.9)	8(7.3)	6(5.4)	5(5.3)	5(6.9)	4(4.1)	2(2.4)	2(2.1)	1(0.0)		1.50
		Sectional time (s)	15.10	14.20	15.15	15.04	14.67	16.21	15.17	14.46	15.13	15.38	15.03		
		Cumulative time (s)	165.54	150.44	136.24	121.09	106.05	91.38	75.17	60.00	45.54	30.41	15.03	3:19.08	
		Speed (m/s)	13.25	14.08	13.20	13.30	13.63	12.34	13.18	13.83	13.22	13.00	13.31	13.06	
		Stride length (m)	6.20	6.50	6.33	6.39	6.58	6.19	6.39	6.43	6.30	6.22	6.32	6.29	
		Stride duration (s)	0.468	0.462	0.479	0.480	0.482	0.501	0.485	0.465	0.477	0.479	0.475	0.482	
		Stride efficiency (%)	59.98	66.07	62.56	63.72	67.57	59.81	63.87	64.58	62.08	60.54	62.46	61.82	
		Stride count	32.28	30.76	31.61	31.32	30.42	32.33	31.28	31.11	31.73	32.13	31.63	413.36	

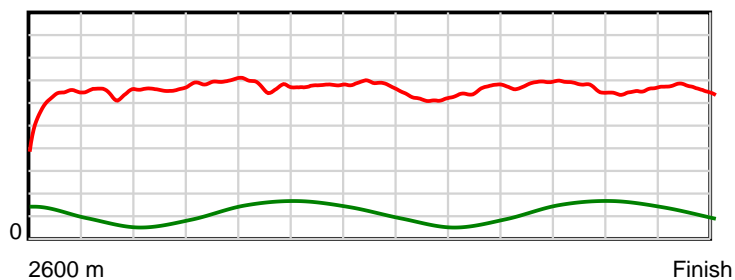
10 m Stride length



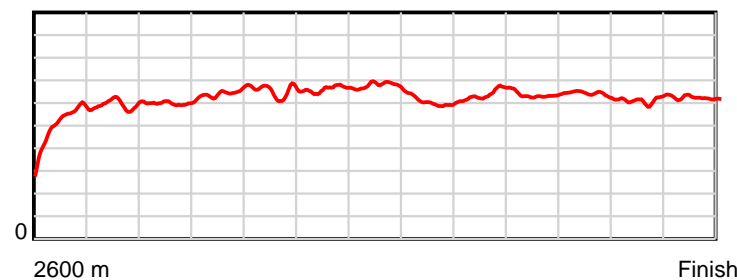
0.6 s Stride duration



20 m/sec Speed



100 % Stride efficiency



Note: Horizontal distance axis grid lines are 200m furlongs.

Disclaimer.

HRNZ and NZMTC and Thoroughbred Ratings Pty Ltd accepts no responsibility for the completeness or accuracy of any of the information contained herein, and makes no representations about its suitability for any particular purpose. Users should make their own judgements about those matters and/or seek independent advice. You assume all risks associated with use of the data provided on this page.



Race Results



June 21, 2024, Race 9, THE PENINSULAR BEACHFRONT RESORT MOOLOOLABA TROT, Distance 2600m, Addington - Survey 3200m

Result	TAB no.	Horse (Barrier)	2600 to	2400m to
3rd	5	Brett's Mate (7)	2400m	2200m
		Position in running (margin)	-	3(2.2)
		Sectional time (s)	16.07	14.79
		Cumulative time (s)	199.38	183.31
		Speed (m/s)	12.45	13.52
		Stride length (m)	5.81	6.42
		Stride duration (s)	0.464	0.475
		Stride efficiency (%)	52.75	64.47
		Stride count	34.42	31.14

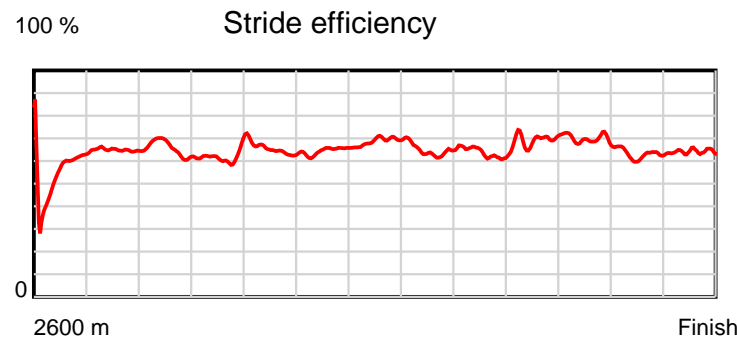
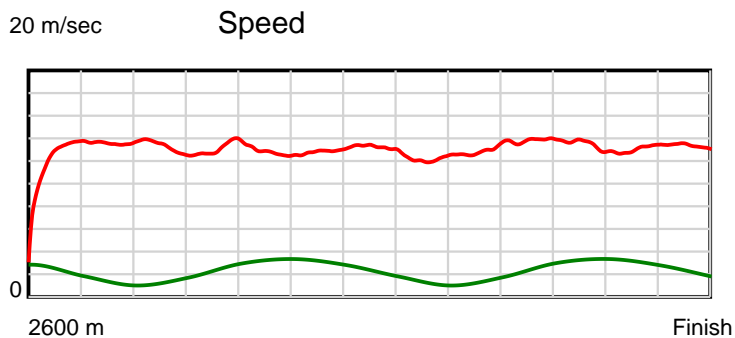
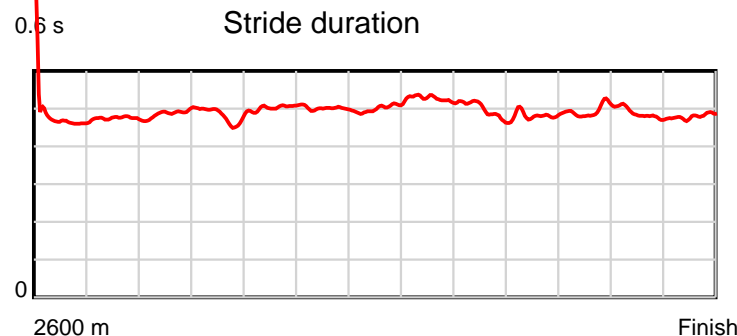
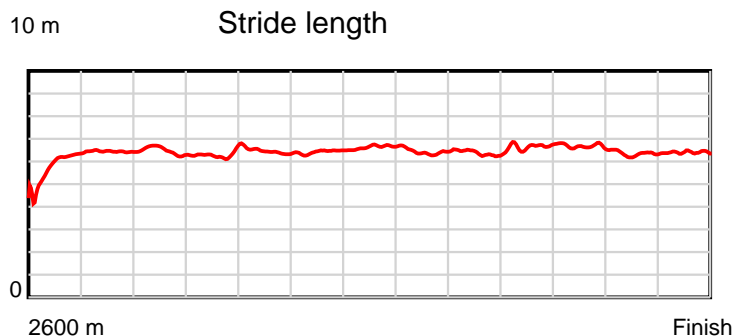
Disclaimer.

HRNZ and NZMTC and Thoroughbred Ratings Pty Ltd accepts no responsibility for the completeness or accuracy of any of the information contained herein, and makes no representations about its suitability for any particular purpose. Users should make their own judgements about those matters and/or seek independent advice. You assume all risks associated with use of the data provided on this page.

Race Results

June 21, 2024, Race 9, THE PENINSULAR BEACHFRONT RESORT MOOLOOLABA TROT, Distance 2600m, Addington - Survey 3200m

Result	TAB no.	Horse (Barrier)	2200m to	2000m to	1800m to	1600m to	1400m to	1200m to	1000m to	800m to	600m to	400m to	200m to	Total or	Margin
3rd	5	Brett's Mate (7)	2000m	1800m	1600m	1400m	1200m	1000m	800m	600m	400m	200m	WP	Average	
		Position in running (margin)	1(0.0)	1(0.0)	2(0.8)	3(1.8)	5(3.5)	6(5.6)	6(7.8)	6(6.5)	5(4.6)	5(4.3)	3(2.4)		3.20
		Sectional time (s)	15.12	15.12	15.76	15.65	15.03	16.32	15.41	14.43	15.13	15.40	15.15		
		Cumulative time (s)	168.52	153.40	138.28	122.52	106.87	91.84	75.52	60.11	45.68	30.55	15.15	3:19.38	
		Speed (m/s)	13.23	13.23	12.69	12.78	13.31	12.25	12.98	13.86	13.22	12.99	13.20	13.04	
		Stride length (m)	6.45	6.38	6.38	6.40	6.68	6.45	6.41	6.70	6.55	6.29	6.34	6.40	
		Stride duration (s)	0.487	0.483	0.503	0.500	0.502	0.527	0.494	0.483	0.496	0.485	0.481	0.491	
		Stride efficiency (%)	65.00	63.67	63.60	63.93	69.63	65.08	64.27	70.13	67.06	61.91	62.88	63.97	
		Stride count	31.01	31.33	31.35	31.27	29.96	30.99	31.19	29.86	30.53	31.78	31.53	406.36	



Note: Horizontal distance axis grid lines are 200m furlongs.

Disclaimer.

HRNZ and NZMTC and Thoroughbred Ratings Pty Ltd accepts no responsibility for the completeness or accuracy of any of the information contained herein, and makes no representations about its suitability for any particular purpose. Users should make their own judgements about those matters and/or seek independent advice. You assume all risks associated with use of the data provided on this page.



Race Results



June 21, 2024, Race 9, THE PENINSULAR BEACHFRONT RESORT MOOLOOLABA TROT, Distance 2600m, Addington - Survey 3200m

Result	TAB no.	Horse (Barrier)	2600 to	2400m to
4th	6	Whats Wanted (8)	2400m	2200m
		Position in running (margin)	-	1(0.0)
		Sectional time (s)	15.91	15.19
		Cumulative time (s)	199.44	183.53
		Speed (m/s)	12.57	13.17
		Stride length (m)	5.47	5.90
		Stride duration (s)	0.428	0.448
		Stride efficiency (%)	46.72	54.36
		Stride count	36.58	33.91

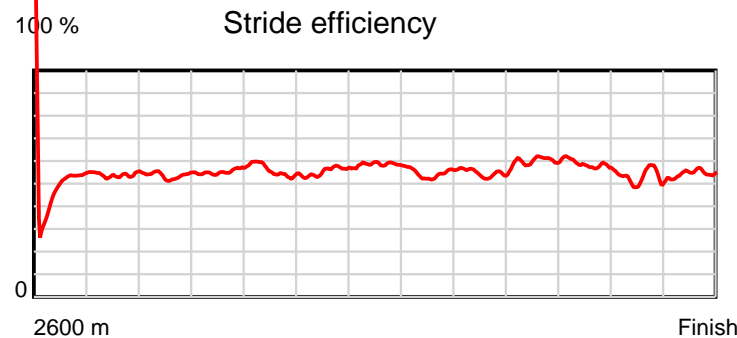
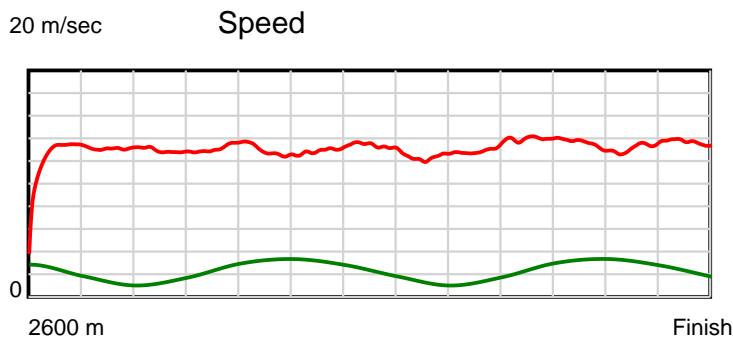
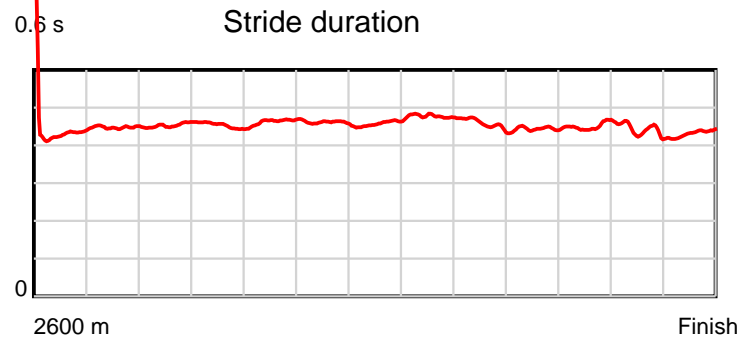
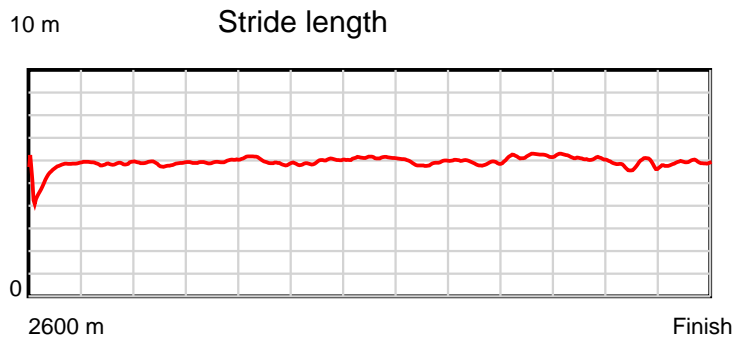
Disclaimer.

HRNZ and NZMTC and Thoroughbred Ratings Pty Ltd accepts no responsibility for the completeness or accuracy of any of the information contained herein, and makes no representations about its suitability for any particular purpose. Users should make their own judgements about those matters and/or seek independent advice. You assume all risks associated with use of the data provided on this page.

Race Results

June 21, 2024, Race 9, THE PENINSULAR BEACHFRONT RESORT MOOLOOLABA TROT, Distance 2600m, Addington - Survey 3200m

Result	TAB no.	Horse (Barrier)	2200m to	2000m to	1800m to	1600m to	1400m to	1200m to	1000m to	800m to	600m to	400m to	200m to	Total or	Margin
4th	6	Whats Wanted (8)	2000m	1800m	1600m	1400m	1200m	1000m	800m	600m	400m	200m	WP	Average	
		Position in running (margin)	2(0.2)	2(2.2)	3(3.4)	5(3.7)	7(5.9)	8(7.9)	8(9.5)	8(8.3)	8(6.2)	7(6.0)	6(4.6)		3.50
		Sectional time (s)	15.44	15.21	15.63	15.73	15.01	16.23	15.43	14.39	15.16	15.48	14.63		
		Cumulative time (s)	168.34	152.90	137.69	122.06	106.33	91.32	75.09	59.66	45.27	30.11	14.63	3:19.44	
		Speed (m/s)	12.95	13.15	12.80	12.71	13.32	12.32	12.96	13.90	13.19	12.92	13.67	13.04	
		Stride length (m)	5.86	5.96	5.92	5.86	6.09	5.88	5.94	6.16	5.95	5.69	5.92	5.89	
		Stride duration (s)	0.453	0.453	0.463	0.461	0.457	0.477	0.458	0.444	0.451	0.440	0.433	0.452	
		Stride efficiency (%)	53.74	55.55	54.79	53.71	58.00	54.09	55.11	59.39	55.38	50.58	54.69	54.19	
		Stride count	34.10	33.54	33.77	34.11	32.83	34.00	33.68	32.44	33.59	35.15	33.81	441.51	



Note: Horizontal distance axis grid lines are 200m furlongs.

Disclaimer.

HRNZ and NZMTC and Thoroughbred Ratings Pty Ltd accepts no responsibility for the completeness or accuracy of any of the information contained herein, and makes no representations about its suitability for any particular purpose. Users should make their own judgements about those matters and/or seek independent advice. You assume all risks associated with use of the data provided on this page.



Race Results



June 21, 2024, Race 9, THE PENINSULAR BEACHFRONT RESORT MOOLOOLABA TROT, Distance 2600m, Addington - Survey 3200m

Result	TAB no.	Horse (Barrier)	2600 to	2400m to
5th	2	Prince Teka (4)	2400m	2200m
		Position in running (margin)	-	2(1.9)
		Sectional time (s)	16.04	15.23
		Cumulative time (s)	200.39	184.35
		Speed (m/s)	12.47	13.13
		Stride length (m)	5.53	5.99
		Stride duration (s)	0.445	0.456
		Stride efficiency (%)	47.74	56.06
		Stride count	36.18	33.39

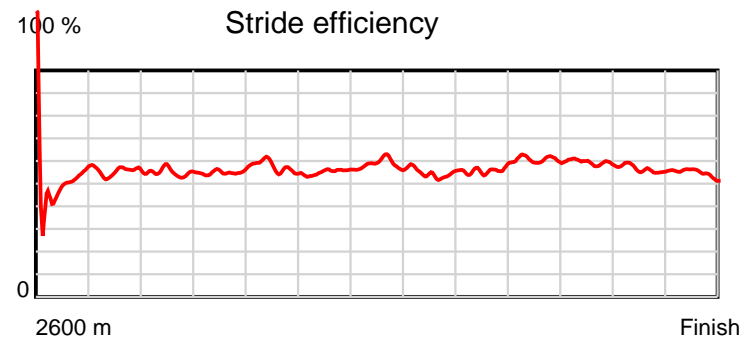
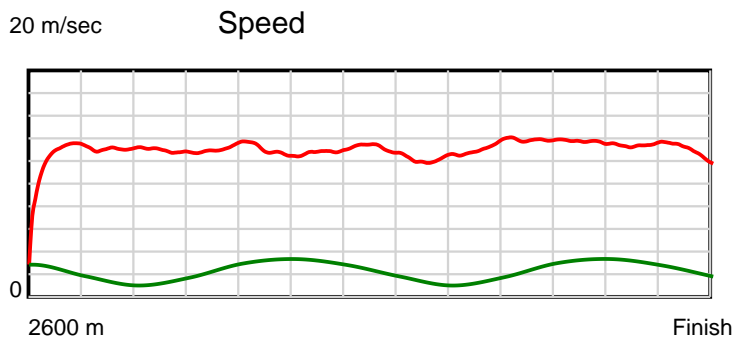
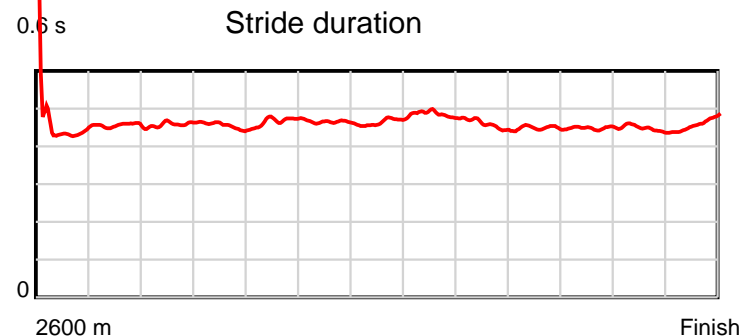
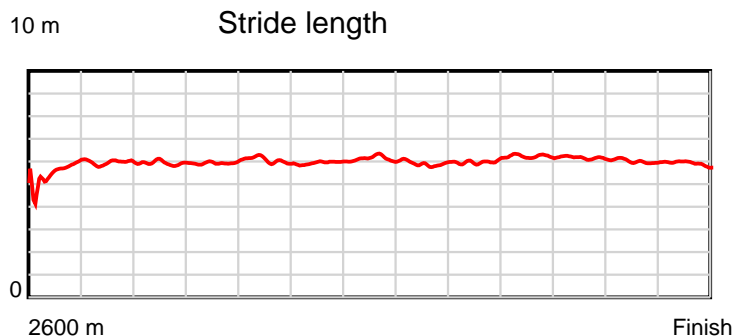
Disclaimer.

HRNZ and NZMTC and Thoroughbred Ratings Pty Ltd accepts no responsibility for the completeness or accuracy of any of the information contained herein, and makes no representations about its suitability for any particular purpose. Users should make their own judgements about those matters and/or seek independent advice. You assume all risks associated with use of the data provided on this page.

Race Results

June 21, 2024, Race 9, THE PENINSULAR BEACHFRONT RESORT MOOLOOLABA TROT, Distance 2600m, Addington - Survey 3200m

Result	TAB no.	Horse (Barrier)	2200m to	2000m to	1800m to	1600m to	1400m to	1200m to	1000m to	800m to	600m to	400m to	200m to	Total or	Margin
5th	2	Prince Teka (4)	2000m	1800m	1600m	1400m	1200m	1000m	800m	600m	400m	200m	WP	Average	
		Position in running (margin)	3(2.3)	3(4.3)	5(5.6)	7(5.7)	8(7.9)	10(10.0)	10(12.3)	10(11.0)	9(8.7)	9(7.1)	7(4.8)		8.60
		Sectional time (s)	15.44	15.21	15.61	15.73	15.03	16.34	15.41	14.36	14.92	15.35	15.72		
		Cumulative time (s)	169.12	153.68	138.47	122.86	107.13	92.10	75.76	60.35	45.99	31.07	15.72	3:20.39	
		Speed (m/s)	12.95	13.15	12.81	12.71	13.31	12.24	12.98	13.93	13.40	13.03	12.72	12.97	
		Stride length (m)	5.93	5.99	5.98	5.91	6.18	5.94	5.96	6.24	6.01	5.83	5.89	5.95	
		Stride duration (s)	0.458	0.455	0.466	0.465	0.464	0.486	0.459	0.448	0.449	0.447	0.462	0.458	
		Stride efficiency (%)	54.91	56.02	55.80	54.63	59.59	55.18	55.53	60.94	56.52	53.04	54.12	55.26	
		Stride count	33.74	33.40	33.47	33.83	32.39	33.66	33.55	32.03	33.26	34.33	33.98	437.21	



Note: Horizontal distance axis grid lines are 200m furlongs.

Disclaimer.

HRNZ and NZMTC and Thoroughbred Ratings Pty Ltd accepts no responsibility for the completeness or accuracy of any of the information contained herein, and makes no representations about its suitability for any particular purpose. Users should make their own judgements about those matters and/or seek independent advice. You assume all risks associated with use of the data provided on this page.



Race Results



June 21, 2024, Race 9, THE PENINSULAR BEACHFRONT RESORT MOOLOOLABA TROT, Distance 2600m, Addington - Survey 3200m

Result	TAB no.	Horse (Barrier)	2600 to	2400m to
6th	9	Bravehearthigh... (0)	2400m	2200m
		Position in running (margin)	-	4(3.7)
		Sectional time (s)	16.53	15.14
		Cumulative time (s)	200.82	184.29
		Speed (m/s)	12.10	13.21
		Stride length (m)	6.16	6.40
		Stride duration (s)	0.471	0.485
		Stride efficiency (%)	59.24	64.11
		Stride count	32.48	31.23

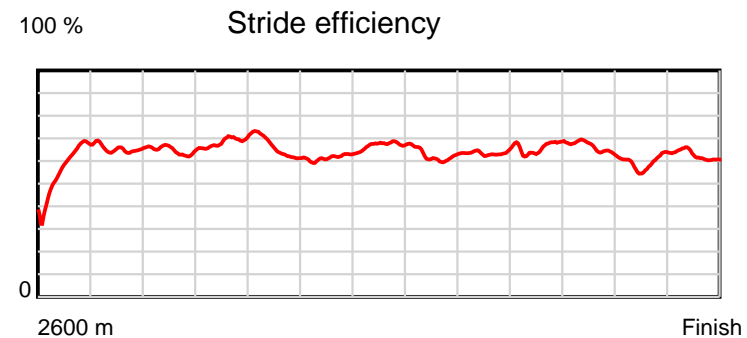
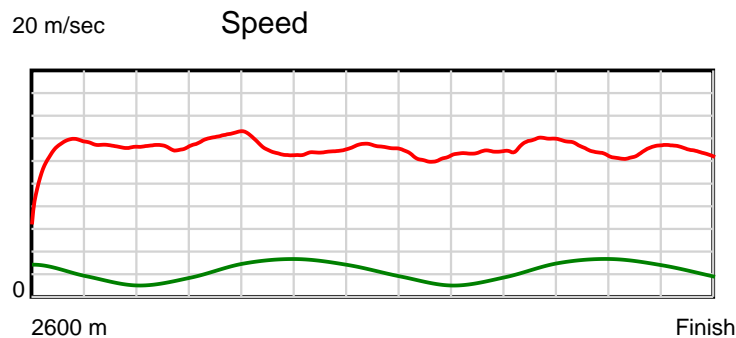
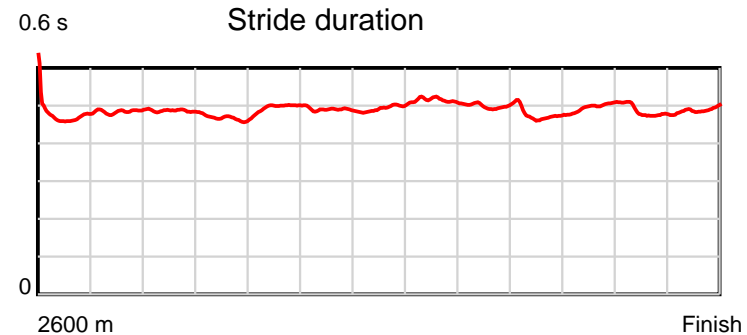
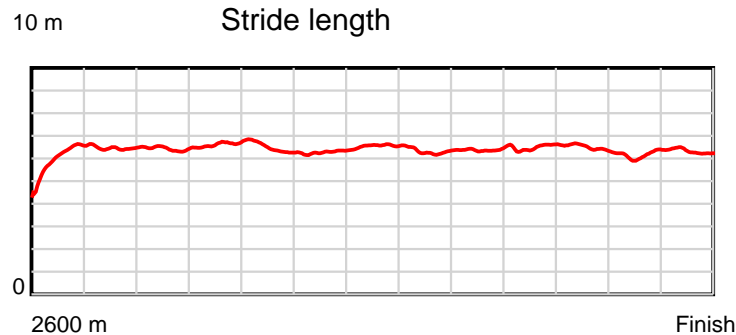
Disclaimer.

HRNZ and NZMTC and Thoroughbred Ratings Pty Ltd accepts no responsibility for the completeness or accuracy of any of the information contained herein, and makes no representations about its suitability for any particular purpose. Users should make their own judgements about those matters and/or seek independent advice. You assume all risks associated with use of the data provided on this page.

Race Results

June 21, 2024, Race 9, THE PENINSULAR BEACHFRONT RESORT MOOLOOLABA TROT, Distance 2600m, Addington - Survey 3200m

Result	TAB no.	Horse (Barrier)	2200m to	2000m to	1800m to	1600m to	1400m to	1200m to	1000m to	800m to	600m to	400m to	200m to	Total or	Margin
6th	9	Bravehearthigh... (0)	2000m	1800m	1600m	1400m	1200m	1000m	800m	600m	400m	200m	WP	Average	
		Position in running (margin)	4(3.6)	4(4.7)	1(0.0)	1(0.0)	3(1.7)	4(4.1)	4(5.6)	5(5.6)	6(5.2)	8(6.8)	8(7.3)		10.90
		Sectional time (s)	15.30	14.21	15.59	15.64	15.09	16.19	15.62	14.70	15.45	15.80	15.56		
		Cumulative time (s)	169.15	153.85	139.64	124.05	108.41	93.32	77.13	61.51	46.81	31.36	15.56	3:20.82	
		Speed (m/s)	13.07	14.07	12.83	12.79	13.25	12.35	12.80	13.61	12.94	12.66	12.85	12.95	
		Stride length (m)	6.36	6.57	6.37	6.27	6.53	6.35	6.39	6.46	6.43	6.13	6.29	6.36	
		Stride duration (s)	0.486	0.467	0.497	0.490	0.493	0.515	0.499	0.475	0.497	0.484	0.489	0.491	
		Stride efficiency (%)	63.18	67.48	63.47	61.34	66.72	63.10	63.81	65.30	64.70	58.66	61.80	63.23	
		Stride count	31.45	30.44	31.38	31.92	30.61	31.47	31.30	30.94	31.08	32.64	31.80	408.74	



Note: Horizontal distance axis grid lines are 200m furlongs.

Disclaimer.

HRNZ and NZMTC and Thoroughbred Ratings Pty Ltd accepts no responsibility for the completeness or accuracy of any of the information contained herein, and makes no representations about its suitability for any particular purpose. Users should make their own judgements about those matters and/or seek independent advice. You assume all risks associated with use of the data provided on this page.



Race Results



June 21, 2024, Race 9, THE PENINSULAR BEACHFRONT RESORT MOOLOOLABA TROT, Distance 2600m, Addington - Survey 3200m

Result	TAB no.	Horse (Barrier)	2600 to	2400m to
7th	1	Kink (3)	2400m	2200m
		Position in running (margin)	-	8(7.8)
		Sectional time (s)	17.15	15.23
		Cumulative time (s)	201.17	184.02
		Speed (m/s)	11.66	13.13
		Stride length (m)	5.64	6.65
		Stride duration (s)	0.475	0.506
		Stride efficiency (%)	49.63	69.01
		Stride count	35.49	30.10

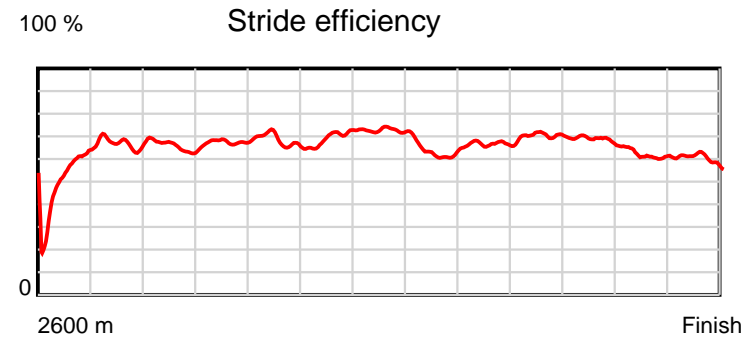
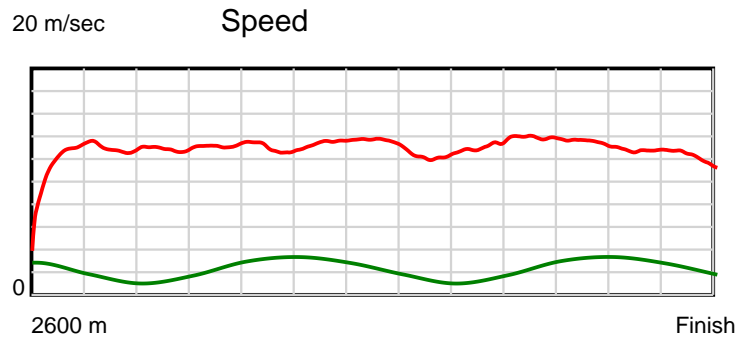
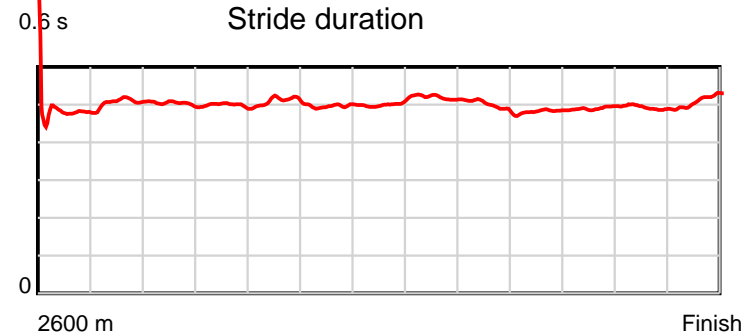
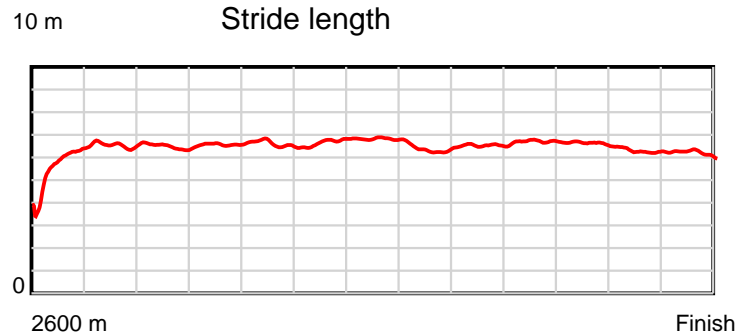
Disclaimer.

HRNZ and NZMTC and Thoroughbred Ratings Pty Ltd accepts no responsibility for the completeness or accuracy of any of the information contained herein, and makes no representations about its suitability for any particular purpose. Users should make their own judgements about those matters and/or seek independent advice. You assume all risks associated with use of the data provided on this page.

Race Results

June 21, 2024, Race 9, THE PENINSULAR BEACHFRONT RESORT MOOLOOLABA TROT, Distance 2600m, Addington - Survey 3200m

Result	TAB no.	Horse (Barrier)	2200m to	2000m to	1800m to	1600m to	1400m to	1200m to	1000m to	800m to	600m to	400m to	200m to	Total or	Margin
7th	1	Kink (3)	2000m	1800m	1600m	1400m	1200m	1000m	800m	600m	400m	200m	WP	Average	
		Position in running (margin)	7(8.2)	7(9.6)	10(10.1)	10(10.1)	9(8.1)	7(7.4)	7(8.6)	7(6.6)	4(3.2)	3(3.0)	5(3.9)		12.80
		Sectional time (s)	15.35	15.07	15.59	15.02	14.58	16.14	15.30	14.19	15.14	15.88	16.53		
		Cumulative time (s)	168.79	153.44	138.37	122.78	107.76	93.18	77.04	61.74	47.55	32.41	16.53	3:21.17	
		Speed (m/s)	13.03	13.27	12.83	13.32	13.72	12.39	13.07	14.09	13.21	12.59	12.10	12.92	
		Stride length (m)	6.57	6.62	6.54	6.61	6.87	6.44	6.51	6.79	6.48	6.19	6.22	6.45	
		Stride duration (s)	0.504	0.499	0.510	0.496	0.501	0.519	0.498	0.482	0.490	0.492	0.514	0.499	
		Stride efficiency (%)	67.37	68.45	66.77	68.22	73.82	64.73	66.30	72.11	65.61	59.88	60.40	65.10	
		Stride count	30.46	30.22	30.60	30.27	29.10	31.08	30.70	29.44	30.87	32.31	32.17	402.81	



Note: Horizontal distance axis grid lines are 200m furlongs.

Disclaimer.

HRNZ and NZMTC and Thoroughbred Ratings Pty Ltd accepts no responsibility for the completeness or accuracy of any of the information contained herein, and makes no representations about its suitability for any particular purpose. Users should make their own judgements about those matters and/or seek independent advice. You assume all risks associated with use of the data provided on this page.



Race Results



June 21, 2024, Race 9, THE PENINSULAR BEACHFRONT RESORT MOOLOOLABA TROT, Distance 2600m, Addington - Survey 3200m

Result	TAB no.	Horse (Barrier)	2600 to	2400m to
8th	10	Luvavici (2)	2400m	2200m
		Position in running (margin)	-	9(9.3)
		Sectional time (s)	17.33	15.19
		Cumulative time (s)	201.22	183.89
		Speed (m/s)	11.54	13.17
		Stride length (m)	6.03	6.41
		Stride duration (s)	0.484	0.487
		Stride efficiency (%)	56.76	64.13
		Stride count	33.19	31.22

Disclaimer.

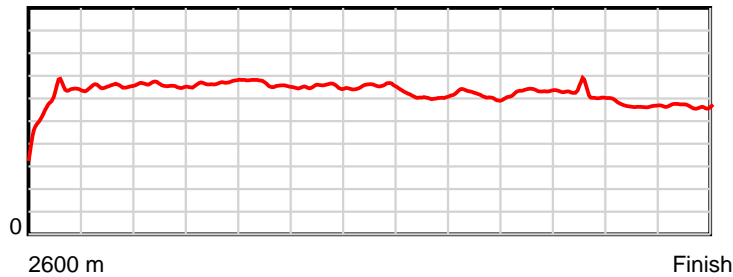
HRNZ and NZMTC and Thoroughbred Ratings Pty Ltd accepts no responsibility for the completeness or accuracy of any of the information contained herein, and makes no representations about its suitability for any particular purpose. Users should make their own judgements about those matters and/or seek independent advice. You assume all risks associated with use of the data provided on this page.

Race Results

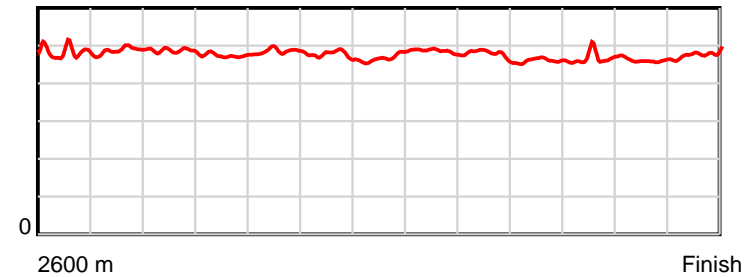
June 21, 2024, Race 9, THE PENINSULAR BEACHFRONT RESORT MOOLOOLABA TROT, Distance 2600m, Addington - Survey 3200m

Result	TAB no.	Horse (Barrier)	2200m to	2000m to	1800m to	1600m to	1400m to	1200m to	1000m to	800m to	600m to	400m to	200m to	Total or	Margin
8th	10	Luvavici (2)	2000m	1800m	1600m	1400m	1200m	1000m	800m	600m	400m	200m	WP	Average	
		Position in running (margin)	8(9.4)	8(9.7)	6(5.9)	4(3.2)	2(1.0)	1(0.0)	1(0.0)	1(0.0)	1(0.0)	1(0.0)	4(2.5)		13.10
		Sectional time (s)	15.15	14.37	15.15	14.99	14.51	15.95	15.63	14.75	15.18	16.15	16.87		
		Cumulative time (s)	168.70	153.55	139.18	124.03	109.04	94.53	78.58	62.95	48.20	33.02	16.87	3:21.22	
		Speed (m/s)	13.20	13.92	13.20	13.34	13.78	12.54	12.80	13.56	13.18	12.38	11.86	12.92	
		Stride length (m)	6.43	6.59	6.41	6.34	6.47	6.08	6.11	6.25	6.14	5.70	5.67	6.19	
		Stride duration (s)	0.487	0.473	0.485	0.475	0.469	0.485	0.477	0.461	0.466	0.460	0.479	0.479	
		Stride efficiency (%)	64.51	67.87	64.22	62.84	65.36	57.69	58.29	60.95	58.88	50.81	50.30	59.84	
		Stride count	31.13	30.35	31.20	31.54	30.93	32.92	32.75	32.02	32.58	35.08	35.25	420.16	

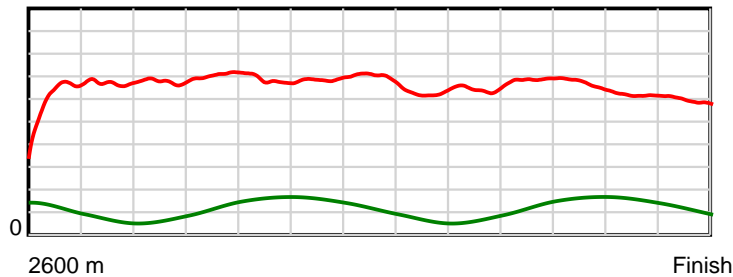
10 m Stride length



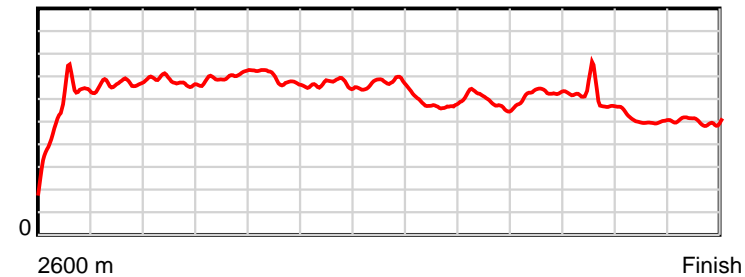
0.6 s Stride duration



20 m/sec Speed



100 % Stride efficiency



Note: Horizontal distance axis grid lines are 200m furlongs.

Disclaimer.

HRNZ and NZMTC and Thoroughbred Ratings Pty Ltd accepts no responsibility for the completeness or accuracy of any of the information contained herein, and makes no representations about its suitability for any particular purpose. Users should make their own judgements about those matters and/or seek independent advice. You assume all risks associated with use of the data provided on this page.



Race Results



June 21, 2024, Race 9, THE PENINSULAR BEACHFRONT RESORT MOOLOOLABA TROT, Distance 2600m, Addington - Survey 3200m

Result	TAB no.	Horse (Barrier)	2600 to	2400m to
9th	7	The Royal Gamb... (9)	2400m	2200m
		Position in running (margin)	-	6(6.3)
		Sectional time (s)	17.06	16.15
		Cumulative time (s)	204.12	187.06
		Speed (m/s)	11.72	12.38
		Stride length (m)	4.91	5.75
		Stride duration (s)	0.416	0.464
		Stride efficiency (%)	37.73	51.58
		Stride count	40.70	34.81

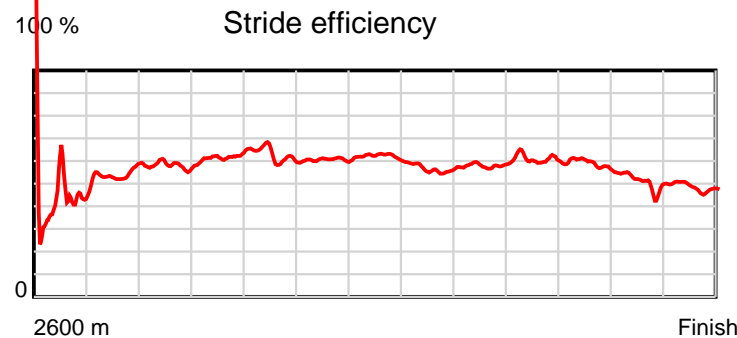
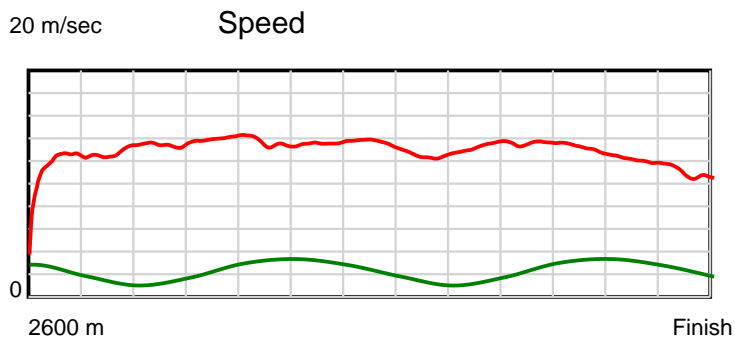
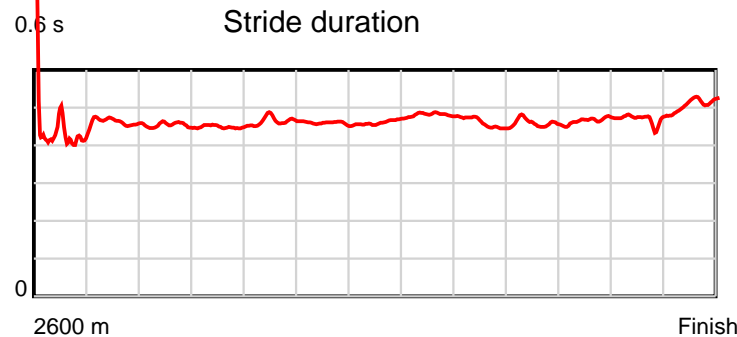
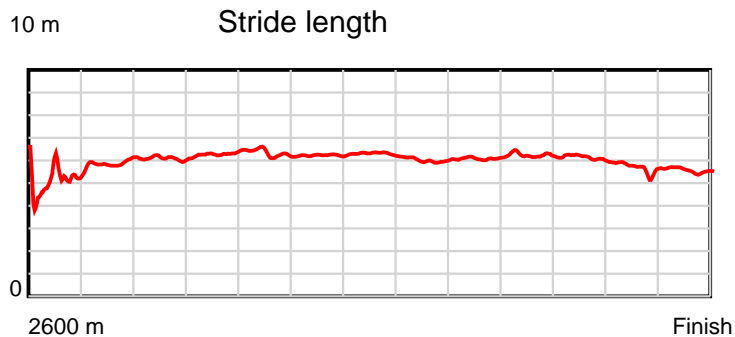
Disclaimer.

HRNZ and NZMTC and Thoroughbred Ratings Pty Ltd accepts no responsibility for the completeness or accuracy of any of the information contained herein, and makes no representations about its suitability for any particular purpose. Users should make their own judgements about those matters and/or seek independent advice. You assume all risks associated with use of the data provided on this page.

Race Results

June 21, 2024, Race 9, THE PENINSULAR BEACHFRONT RESORT MOOLOOLABA TROT, Distance 2600m, Addington - Survey 3200m

Result	TAB no.	Horse (Barrier)	2200m to	2000m to	1800m to	1600m to	1400m to	1200m to	1000m to	800m to	600m to	400m to	200m to	Total or	Margin
9th	7	The Royal Gamb... (9)	2000m	1800m	1600m	1400m	1200m	1000m	800m	600m	400m	200m	WP	Average	
		Position in running (margin)	9(12.2)	9(11.8)	7(8.0)	6(5.0)	4(3.0)	3(3.2)	3(4.7)	2(2.1)	3(2.6)	4(4.3)	9(10.3)		28.80
		Sectional time (s)	15.05	14.36	15.09	15.02	14.72	16.20	15.20	14.84	15.45	16.73	18.25		
		Cumulative time (s)	170.91	155.86	141.50	126.41	111.39	96.67	80.47	65.27	50.43	34.98	18.25	3:24.12	
		Speed (m/s)	13.29	13.93	13.25	13.32	13.59	12.35	13.16	13.48	12.94	11.95	10.96	12.74	
		Stride length (m)	6.02	6.25	6.17	6.10	6.28	5.94	6.01	6.18	6.05	5.58	5.63	5.89	
		Stride duration (s)	0.453	0.449	0.465	0.458	0.462	0.481	0.456	0.459	0.467	0.467	0.513	0.462	
		Stride efficiency (%)	56.63	60.96	59.41	58.18	61.54	55.16	56.35	59.75	57.19	48.66	49.46	54.17	
		Stride count	33.22	32.02	32.44	32.78	31.87	33.66	33.30	32.34	33.06	35.84	35.55	441.59	



Note: Horizontal distance axis grid lines are 200m furlongs.

Disclaimer.

HRNZ and NZMTC and Thoroughbred Ratings Pty Ltd accepts no responsibility for the completeness or accuracy of any of the information contained herein, and makes no representations about its suitability for any particular purpose. Users should make their own judgements about those matters and/or seek independent advice. You assume all risks associated with use of the data provided on this page.



Race Results



June 21, 2024, Race 9, THE PENINSULAR BEACHFRONT RESORT MOOLOOLABA TROT, Distance 2600m, Addington - Survey 3200m

Result	TAB no.	Horse (Barrier)	2600 to	2400m to
10th	3	Moses (5)	2400m	2200m
		Position in running (margin)	-	7(7.1)
		Sectional time (s)	17.03	15.31
		Cumulative time (s)	208.85	191.82
		Speed (m/s)	11.74	13.06
		Stride length (m)	5.58	6.16
		Stride duration (s)	0.465	0.471
		Stride efficiency (%)	48.71	59.29
		Stride count	35.82	32.47

Disclaimer.

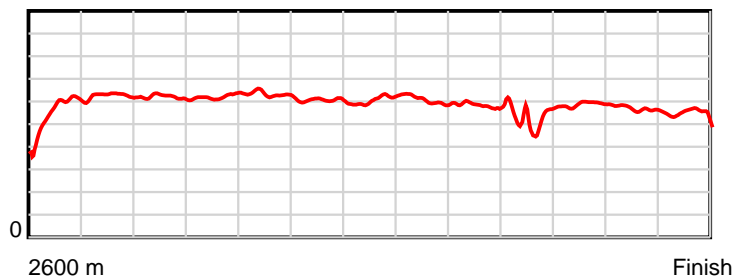
HRNZ and NZMTC and Thoroughbred Ratings Pty Ltd accepts no responsibility for the completeness or accuracy of any of the information contained herein, and makes no representations about its suitability for any particular purpose. Users should make their own judgements about those matters and/or seek independent advice. You assume all risks associated with use of the data provided on this page.

Race Results

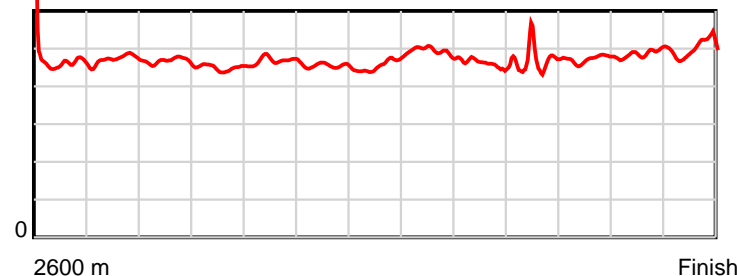
June 21, 2024, Race 9, THE PENINSULAR BEACHFRONT RESORT MOOLOOLABA TROT, Distance 2600m, Addington - Survey 3200m

Result	TAB no.	Horse (Barrier)	2200m to	2000m to	1800m to	1600m to	1400m to	1200m to	1000m to	800m to	600m to	400m to	200m to	Total or	Margin
10th	3	Moses (5)	2000m	1800m	1600m	1400m	1200m	1000m	800m	600m	400m	200m	WP	Average	
		Position in running (margin)	6(7.9)	6(8.2)	4(3.9)	2(1.0)	1(0.0)	2(2.4)	2(3.7)	3(3.8)	10(21.9)	10(28.1)	10(37.9)		54.30
		Sectional time (s)	15.16	14.28	15.10	15.19	15.08	16.17	15.65	17.76	16.22	17.36	18.54		
		Cumulative time (s)	176.51	161.35	147.07	131.97	116.78	101.70	85.53	69.88	52.12	35.90	18.54	3:28.85	
		Speed (m/s)	13.19	14.01	13.25	13.17	13.26	12.37	12.78	11.26	12.33	11.52	10.79	12.45	
		Stride length (m)	6.15	6.29	6.21	5.97	6.07	6.10	5.86	5.16	5.83	5.63	5.38	5.86	
		Stride duration (s)	0.467	0.449	0.469	0.453	0.458	0.493	0.458	0.458	0.473	0.488	0.498	0.470	
		Stride efficiency (%)	59.19	61.88	60.18	55.62	57.59	58.09	53.58	41.62	53.08	49.45	45.16	53.58	
		Stride count	32.50	31.78	32.23	33.52	32.94	32.80	34.16	38.75	34.31	35.55	37.20	444.03	

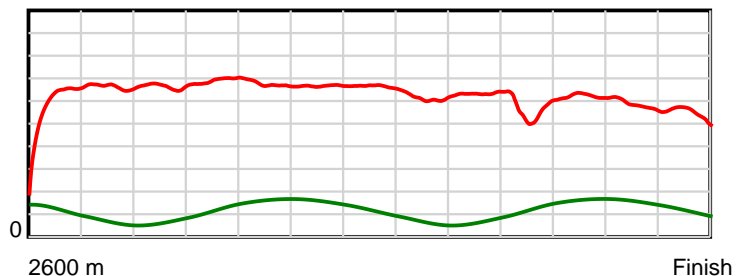
10 m Stride length



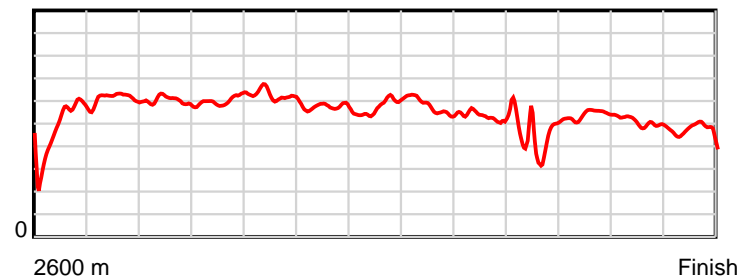
0.6 s Stride duration



20 m/sec Speed



100 % Stride efficiency



Note: Horizontal distance axis grid lines are 200m furlongs.

Disclaimer.

HRNZ and NZMTC and Thoroughbred Ratings Pty Ltd accepts no responsibility for the completeness or accuracy of any of the information contained herein, and makes no representations about its suitability for any particular purpose. Users should make their own judgements about those matters and/or seek independent advice. You assume all risks associated with use of the data provided on this page.