



## Race Results

NZ Metropolitan Trotting Club Inc, HRNZ, June 23, 2024

Compilation date: June 23, 2024, 5:00:42 PM (NZST)

Copyright © 2024 HRNZ and NZMTC. All rights reserved.

### Trademarks.

StrideMASTER is a registered trademark of Thoroughbred Ratings Pty Ltd.

### Disclaimer.

HRNZ and NZMTC and Thoroughbred Ratings Pty Ltd accepts no responsibility for the completeness or accuracy of any of the information contained herein, and makes no representations about its suitability for any particular purpose. Users should make their own judgements about those matters and/or seek independent advice. You assume all risks associated with use of the data provided on this page.



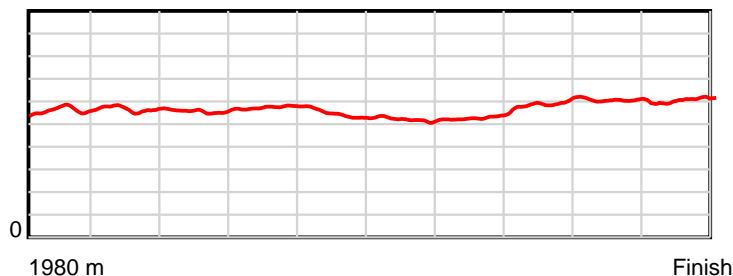
# Race Results



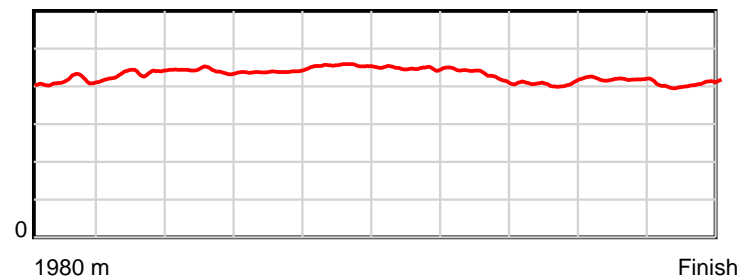
June 23, 2024, Race 1, DIAMOND RACING THANKS OUR OUTSTANDING STAFF MOB PACE, Distance 1980m, Addington - Survey 1980m

| Result | TAB no. | Horse (Barrier)              | 1980 to | 1800m to | 1600m to | 1400m to | 1200m to | 1000m to | 800m to | 600m to | 400m to | 200m to | Total or | Margin |
|--------|---------|------------------------------|---------|----------|----------|----------|----------|----------|---------|---------|---------|---------|----------|--------|
| 1st    | 2       | Sweet Spirit (2)             | 1800m   | 1600m    | 1400m    | 1200m    | 1000m    | 800m     | 600m    | 400m    | 200m    | WP      | Average  |        |
|        |         | Position in running (margin) | -       | 6(5.9)   | 6(7.4)   | 4(3.7)   | 4(4.5)   | 2(1.6)   | 2(1.6)  | 3(2.1)  | 2(1.8)  | 2(1.4)  |          | 0.00   |
|        |         | Sectional time (s)           | 13.54   | 15.64    | 16.03    | 15.22    | 17.04    | 17.57    | 16.08   | 13.98   | 13.80   | 13.42   |          |        |
|        |         | Cumulative time (s)          | 152.32  | 138.78   | 123.14   | 107.11   | 91.89    | 74.85    | 57.28   | 41.20   | 27.22   | 13.42   | 2:32.32  |        |
|        |         | Speed (m/s)                  | 13.29   | 12.79    | 12.48    | 13.14    | 11.74    | 11.38    | 12.44   | 14.31   | 14.49   | 14.90   | 13.00    |        |
|        |         | Stride length (m)            | 5.57    | 5.55     | 5.51     | 5.77     | 5.34     | 5.10     | 5.34    | 5.85    | 6.06    | 6.04    | 5.60     |        |
|        |         | Stride duration (s)          | 0.414   | 0.434    | 0.442    | 0.439    | 0.455    | 0.448    | 0.429   | 0.409   | 0.418   | 0.406   | 0.431    |        |
|        |         | Stride efficiency (%)        | 48.53   | 48.20    | 47.42    | 52.09    | 44.55    | 40.68    | 44.58   | 53.53   | 57.31   | 57.08   | 48.98    |        |
|        |         | Stride count                 | 32.30   | 36.01    | 36.31    | 34.64    | 37.46    | 39.20    | 37.45   | 34.17   | 33.03   | 33.09   | 353.66   |        |

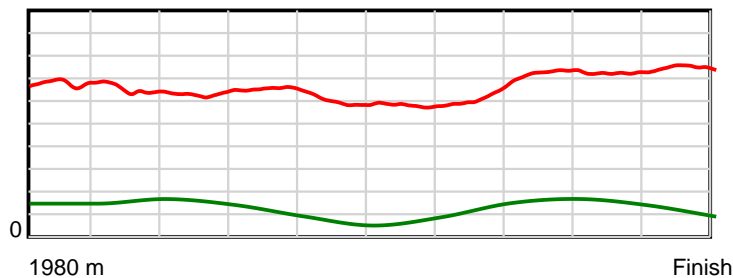
10 m Stride length



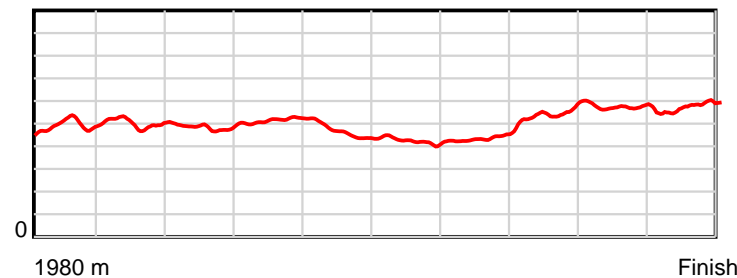
0.6 s Stride duration



20 m/sec Speed



100 % Stride efficiency



Note: Horizontal distance axis grid lines are 200m furlongs.

## Disclaimer.

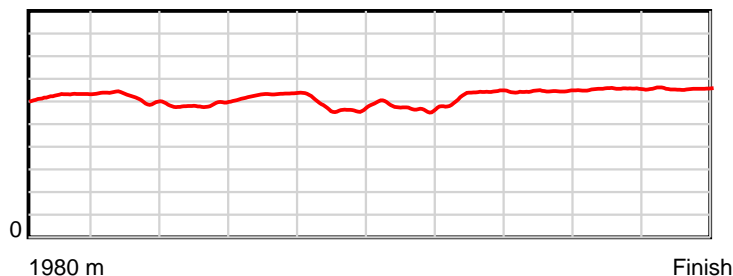
HRNZ and NZMTC and Thoroughbred Ratings Pty Ltd accepts no responsibility for the completeness or accuracy of any of the information contained herein, and makes no representations about its suitability for any particular purpose. Users should make their own judgements about those matters and/or seek independent advice. You assume all risks associated with use of the data provided on this page.

# Race Results

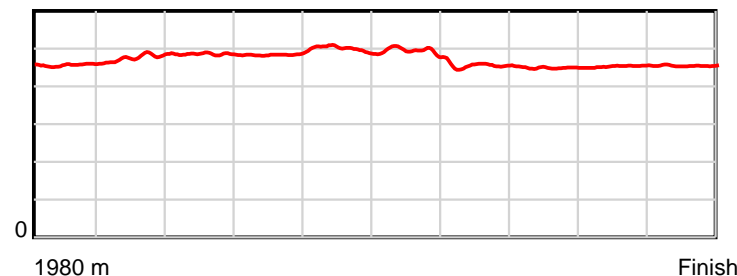
June 23, 2024, Race 1, DIAMOND RACING THANKS OUR OUTSTANDING STAFF MOB PACE, Distance 1980m, Addington - Survey 1980m

| Result | TAB no. | Horse (Barrier)              | 1980 to      | 1800m to     | 1600m to     | 1400m to     | 1200m to     | 1000m to    | 800m to     | 600m to     | 400m to     | 200m to   | Total or       | Margin |
|--------|---------|------------------------------|--------------|--------------|--------------|--------------|--------------|-------------|-------------|-------------|-------------|-----------|----------------|--------|
| 2nd    | 10      | <b>Santanna Mach (10)</b>    | <b>1800m</b> | <b>1600m</b> | <b>1400m</b> | <b>1200m</b> | <b>1000m</b> | <b>800m</b> | <b>600m</b> | <b>400m</b> | <b>200m</b> | <b>WP</b> | <b>Average</b> |        |
|        |         | Position in running (margin) | -            | 7(7.7)       | 8(9.0)       | 9(8.7)       | 9(9.8)       | 9(10.0)     | 9(9.2)      | 1(0.0)      | 1(0.0)      | 1(0.0)    |                | 0.90   |
|        |         | Sectional time (s)           | 13.94        | 15.60        | 16.59        | 15.27        | 17.58        | 17.44       | 14.46       | 14.02       | 13.86       | 13.72     |                |        |
|        |         | Cumulative time (s)          | 152.48       | 138.54       | 122.94       | 106.35       | 91.08        | 73.50       | 56.06       | 41.60       | 27.58       | 13.72     | 2:32.48        |        |
|        |         | Speed (m/s)                  | 12.91        | 12.82        | 12.06        | 13.10        | 11.38        | 11.47       | 13.83       | 14.27       | 14.43       | 14.58     | 12.98          |        |
|        |         | Stride length (m)            | 6.19         | 6.11         | 5.85         | 6.34         | 5.68         | 5.66        | 6.28        | 6.41        | 6.53        | 6.63      | 6.15           |        |
|        |         | Stride duration (s)          | 0.456        | 0.477        | 0.485        | 0.484        | 0.499        | 0.494       | 0.454       | 0.449       | 0.453       | 0.455     | 0.474          |        |
|        |         | Stride efficiency (%)        | 59.96        | 58.35        | 53.49        | 62.85        | 50.48        | 50.09       | 61.54       | 64.12       | 66.73       | 68.61     | 59.12          |        |
|        |         | Stride count                 | 29.06        | 32.73        | 34.18        | 31.54        | 35.19        | 35.33       | 31.87       | 31.22       | 30.60       | 30.18     | 321.90         |        |

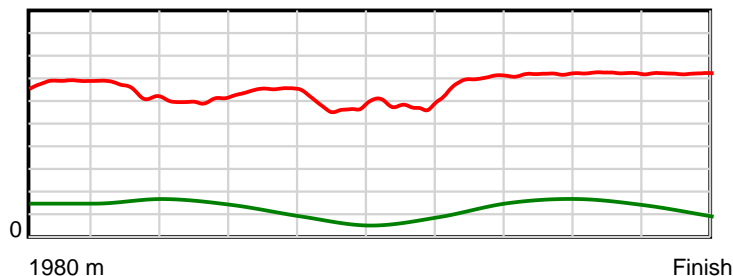
10 m Stride length



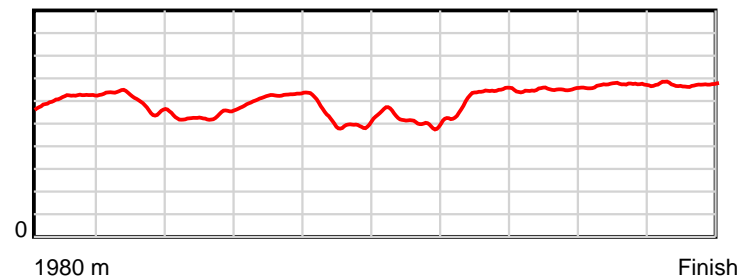
0.6 s Stride duration



20 m/sec Speed



100 % Stride efficiency



Note: Horizontal distance axis grid lines are 200m furlongs.

## Disclaimer.

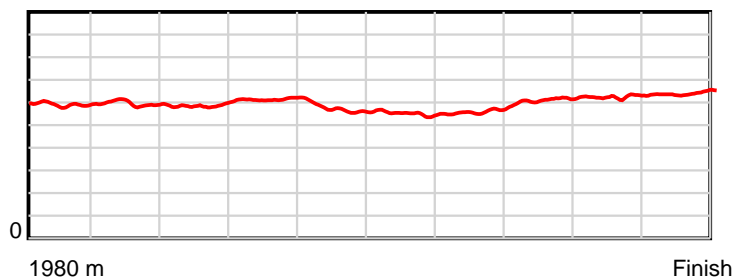
HRNZ and NZMTC and Thoroughbred Ratings Pty Ltd accepts no responsibility for the completeness or accuracy of any of the information contained herein, and makes no representations about its suitability for any particular purpose. Users should make their own judgements about those matters and/or seek independent advice. You assume all risks associated with use of the data provided on this page.

# Race Results

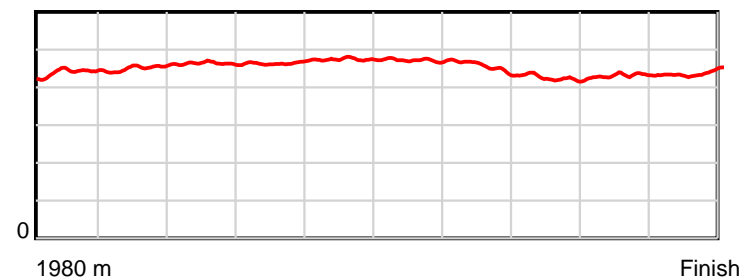
June 23, 2024, Race 1, DIAMOND RACING THANKS OUR OUTSTANDING STAFF MOB PACE, Distance 1980m, Addington - Survey 1980m

| Result | TAB no. | Horse (Barrier)              | 1980 to | 1800m to | 1600m to | 1400m to | 1200m to | 1000m to | 800m to | 600m to | 400m to | 200m to | Total or | Margin |
|--------|---------|------------------------------|---------|----------|----------|----------|----------|----------|---------|---------|---------|---------|----------|--------|
| 3rd    | 8       | Opo (8)                      | 1800m   | 1600m    | 1400m    | 1200m    | 1000m    | 800m     | 600m    | 400m    | 200m    | WP      | Average  |        |
|        |         | Position in running (margin) | -       | 8(8.4)   | 7(8.6)   | 6(5.0)   | 5(5.9)   | 4(3.7)   | 4(3.1)  | 7(4.1)  | 4(4.5)  | 3(5.5)  |          | 5.50   |
|        |         | Sectional time (s)           | 14.09   | 15.42    | 16.04    | 15.22    | 17.16    | 17.49    | 16.16   | 14.07   | 14.03   | 13.66   |          |        |
|        |         | Cumulative time (s)          | 153.34  | 139.25   | 123.83   | 107.79   | 92.57    | 75.41    | 57.92   | 41.76   | 27.69   | 13.66   | 2:33.34  |        |
|        |         | Speed (m/s)                  | 12.77   | 12.97    | 12.47    | 13.14    | 11.66    | 11.44    | 12.38   | 14.21   | 14.26   | 14.64   | 12.91    |        |
|        |         | Stride length (m)            | 5.83    | 5.84     | 5.77     | 6.10     | 5.52     | 5.40     | 5.61    | 6.03    | 6.15    | 6.41    | 5.85     |        |
|        |         | Stride duration (s)          | 0.442   | 0.451    | 0.463    | 0.464    | 0.474    | 0.472    | 0.453   | 0.424   | 0.431   | 0.438   | 0.453    |        |
|        |         | Stride efficiency (%)        | 53.14   | 53.34    | 52.05    | 58.19    | 47.66    | 45.55    | 49.19   | 56.87   | 59.06   | 64.21   | 53.52    |        |
|        |         | Stride count                 | 30.87   | 34.23    | 34.65    | 32.78    | 36.21    | 37.05    | 35.65   | 33.15   | 32.53   | 31.20   | 338.32   |        |

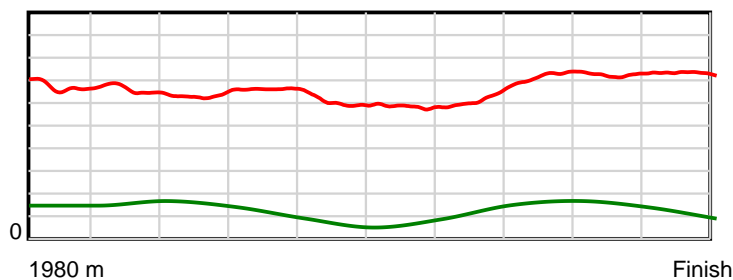
10 m Stride length



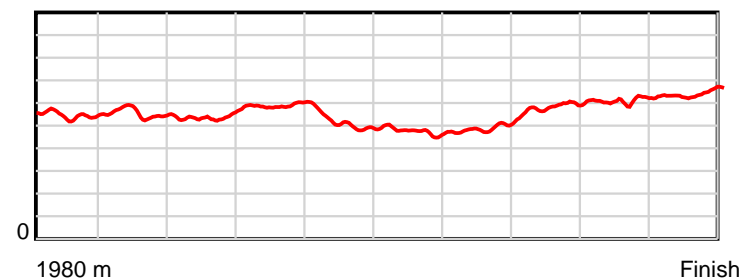
0.6 s Stride duration



20 m/sec Speed



100 % Stride efficiency



Note: Horizontal distance axis grid lines are 200m furlongs.

## Disclaimer.

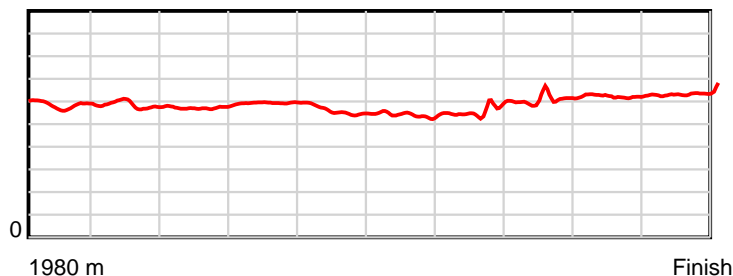
HRNZ and NZMTC and Thoroughbred Ratings Pty Ltd accepts no responsibility for the completeness or accuracy of any of the information contained herein, and makes no representations about its suitability for any particular purpose. Users should make their own judgements about those matters and/or seek independent advice. You assume all risks associated with use of the data provided on this page.

# Race Results

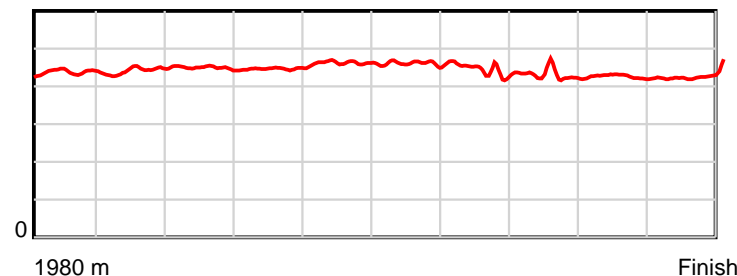
June 23, 2024, Race 1, DIAMOND RACING THANKS OUR OUTSTANDING STAFF MOB PACE, Distance 1980m, Addington - Survey 1980m

| Result | TAB no. | Horse (Barrier)              | 1980 to | 1800m to | 1600m to | 1400m to | 1200m to | 1000m to | 800m to | 600m to | 400m to | 200m to | Total or | Margin |
|--------|---------|------------------------------|---------|----------|----------|----------|----------|----------|---------|---------|---------|---------|----------|--------|
| 4th    | 9       | Vrilo (9)                    | 1800m   | 1600m    | 1400m    | 1200m    | 1000m    | 800m     | 600m    | 400m    | 200m    | WP      | Average  |        |
|        |         | Position in running (margin) | -       | 9(10.3)  | 9(10.5)  | 8(6.9)   | 7(7.6)   | 6(5.6)   | 6(5.4)  | 6(4.0)  | 7(6.0)  | 5(6.4)  |          | 5.70   |
|        |         | Sectional time (s)           | 14.45   | 15.42    | 16.04    | 15.20    | 17.19    | 17.54    | 15.76   | 14.36   | 13.93   | 13.49   |          |        |
|        |         | Cumulative time (s)          | 153.38  | 138.93   | 123.51   | 107.47   | 92.27    | 75.08    | 57.54   | 41.78   | 27.42   | 13.49   | 2:33.38  |        |
|        |         | Speed (m/s)                  | 12.45   | 12.97    | 12.47    | 13.16    | 11.63    | 11.40    | 12.69   | 13.93   | 14.36   | 14.83   | 12.91    |        |
|        |         | Stride length (m)            | 5.72    | 5.73     | 5.60     | 5.88     | 5.38     | 5.26     | 5.60    | 5.95    | 6.11    | 6.36    | 5.74     |        |
|        |         | Stride duration (s)          | 0.439   | 0.442    | 0.449    | 0.447    | 0.462    | 0.461    | 0.441   | 0.428   | 0.425   | 0.429   | 0.445    |        |
|        |         | Stride efficiency (%)        | 51.07   | 51.37    | 49.01    | 54.05    | 45.20    | 43.24    | 48.98   | 55.40   | 58.27   | 63.20   | 51.53    |        |
|        |         | Stride count                 | 31.49   | 34.88    | 35.71    | 34.01    | 37.19    | 38.02    | 35.72   | 33.59   | 32.75   | 31.45   | 344.81   |        |

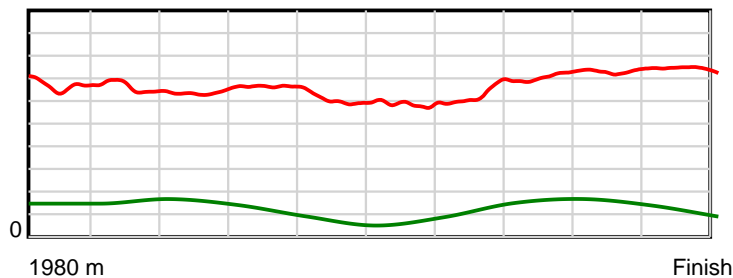
10 m Stride length



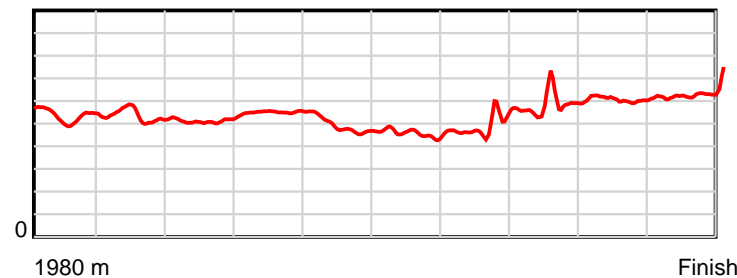
0.6 s Stride duration



20 m/sec Speed



100 % Stride efficiency



Note: Horizontal distance axis grid lines are 200m furlongs.

**Disclaimer.**

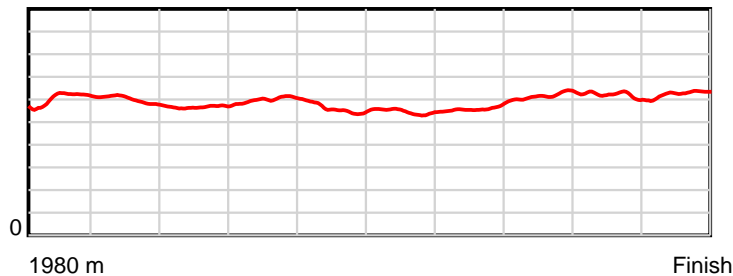
HRNZ and NZMTC and Thoroughbred Ratings Pty Ltd accepts no responsibility for the completeness or accuracy of any of the information contained herein, and makes no representations about its suitability for any particular purpose. Users should make their own judgements about those matters and/or seek independent advice. You assume all risks associated with use of the data provided on this page.

# Race Results

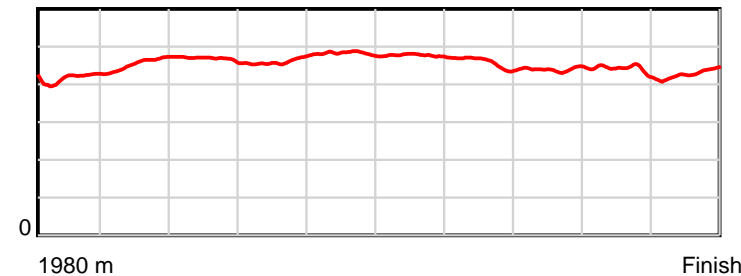
June 23, 2024, Race 1, DIAMOND RACING THANKS OUR OUTSTANDING STAFF MOB PACE, Distance 1980m, Addington - Survey 1980m

| Result | TAB no. | Horse (Barrier)              | 1980 to | 1800m to | 1600m to | 1400m to | 1200m to | 1000m to | 800m to | 600m to | 400m to | 200m to | Total or | Margin |
|--------|---------|------------------------------|---------|----------|----------|----------|----------|----------|---------|---------|---------|---------|----------|--------|
| 5th    | 4       | Beaudiene Quic... (4)        | 1800m   | 1600m    | 1400m    | 1200m    | 1000m    | 800m     | 600m    | 400m    | 200m    | WP      | Average  |        |
|        |         | Position in running (margin) | -       | 1(0.0)   | 1(0.0)   | 1(0.0)   | 2(2.4)   | 3(2.0)   | 3(1.9)  | 5(3.3)  | 6(5.2)  | 6(8.0)  |          | 7.60   |
|        |         | Sectional time (s)           | 12.66   | 15.38    | 16.65    | 15.48    | 17.46    | 17.56    | 16.24   | 14.33   | 14.33   | 13.63   |          |        |
|        |         | Cumulative time (s)          | 153.72  | 141.06   | 125.68   | 109.03   | 93.55    | 76.09    | 58.53   | 42.29   | 27.96   | 13.63   | 2:33.72  |        |
|        |         | Speed (m/s)                  | 14.21   | 13.00    | 12.01    | 12.92    | 11.45    | 11.39    | 12.32   | 13.96   | 13.96   | 14.67   | 12.88    |        |
|        |         | Stride length (m)            | 6.00    | 5.93     | 5.62     | 5.96     | 5.52     | 5.43     | 5.64    | 6.14    | 6.12    | 6.31    | 5.85     |        |
|        |         | Stride duration (s)          | 0.416   | 0.456    | 0.468    | 0.461    | 0.482    | 0.477    | 0.457   | 0.440   | 0.439   | 0.430   | 0.454    |        |
|        |         | Stride efficiency (%)        | 56.31   | 55.02    | 49.29    | 55.52    | 47.65    | 46.06    | 49.62   | 58.93   | 58.58   | 62.17   | 53.51    |        |
|        |         | Stride count                 | 29.99   | 33.70    | 35.61    | 33.55    | 36.22    | 36.84    | 35.49   | 32.57   | 32.67   | 31.71   | 338.35   |        |

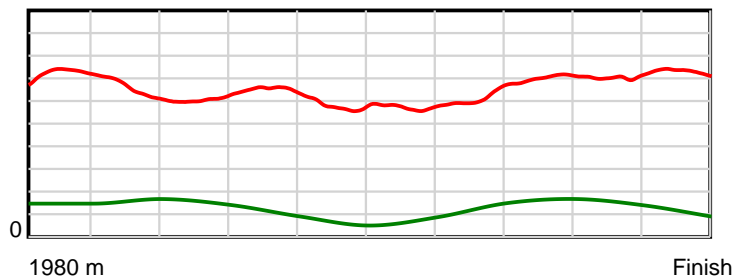
10 m Stride length



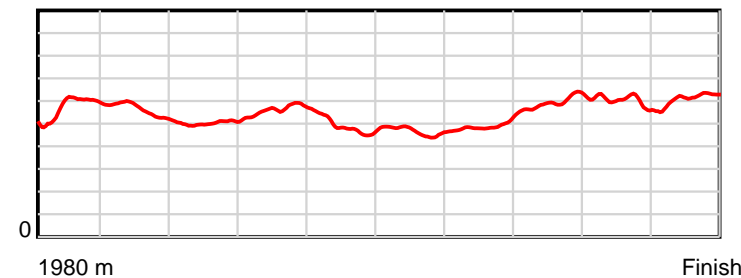
0.6 s Stride duration



20 m/sec Speed



100 % Stride efficiency



Note: Horizontal distance axis grid lines are 200m furlongs.

**Disclaimer.**

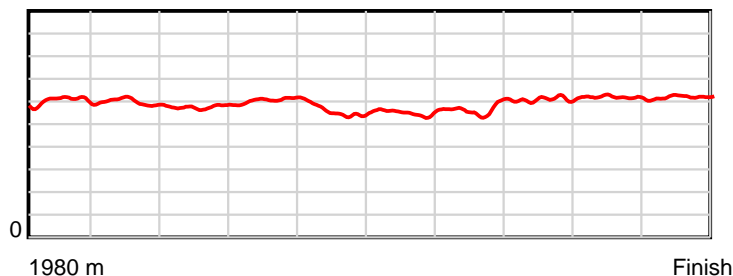
HRNZ and NZMTC and Thoroughbred Ratings Pty Ltd accepts no responsibility for the completeness or accuracy of any of the information contained herein, and makes no representations about its suitability for any particular purpose. Users should make their own judgements about those matters and/or seek independent advice. You assume all risks associated with use of the data provided on this page.

# Race Results

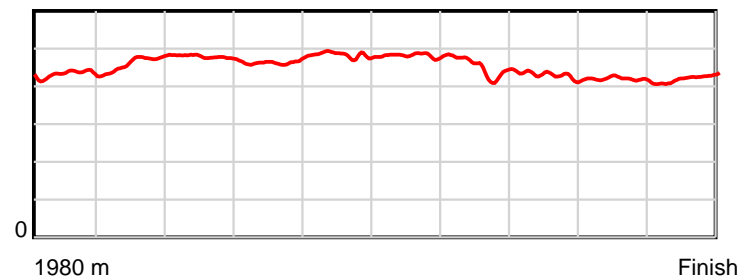
June 23, 2024, Race 1, DIAMOND RACING THANKS OUR OUTSTANDING STAFF MOB PACE, Distance 1980m, Addington - Survey 1980m

| Result | TAB no. | Horse (Barrier)              | 1980 to | 1800m to | 1600m to | 1400m to | 1200m to | 1000m to | 800m to | 600m to | 400m to | 200m to | Total or | Margin |
|--------|---------|------------------------------|---------|----------|----------|----------|----------|----------|---------|---------|---------|---------|----------|--------|
| 6th    | 5       | Kennedy (5)                  | 1800m   | 1600m    | 1400m    | 1200m    | 1000m    | 800m     | 600m    | 400m    | 200m    | WP      | Average  |        |
|        |         | Position in running (margin) | -       | 3(3.7)   | 3(4.7)   | 5(4.5)   | 6(6.0)   | 7(6.2)   | 7(6.5)  | 9(5.9)  | 9(8.3)  | 7(8.5)  |          | 7.90   |
|        |         | Sectional time (s)           | 13.37   | 15.54    | 16.62    | 15.32    | 17.57    | 17.63    | 15.89   | 14.42   | 13.90   | 13.53   |          |        |
|        |         | Cumulative time (s)          | 153.79  | 140.42   | 124.88   | 108.26   | 92.94    | 75.37    | 57.74   | 41.85   | 27.43   | 13.53   | 2:33.79  |        |
|        |         | Speed (m/s)                  | 13.46   | 12.87    | 12.03    | 13.05    | 11.38    | 11.34    | 12.59   | 13.87   | 14.39   | 14.78   | 12.87    |        |
|        |         | Stride length (m)            | 5.94    | 5.97     | 5.75     | 6.05     | 5.50     | 5.47     | 5.68    | 5.93    | 6.02    | 6.25    | 5.85     |        |
|        |         | Stride duration (s)          | 0.432   | 0.464    | 0.478    | 0.464    | 0.483    | 0.482    | 0.451   | 0.428   | 0.418   | 0.423   | 0.454    |        |
|        |         | Stride efficiency (%)        | 55.22   | 55.62    | 51.70    | 57.28    | 47.29    | 46.73    | 50.46   | 55.04   | 56.62   | 61.03   | 53.42    |        |
|        |         | Stride count                 | 30.28   | 33.52    | 34.77    | 33.03    | 36.36    | 36.57    | 35.20   | 33.70   | 33.23   | 32.00   | 338.66   |        |

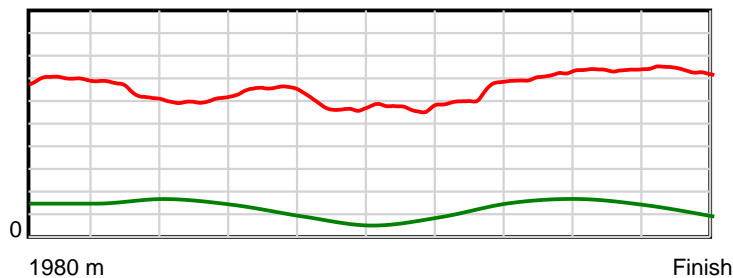
10 m Stride length



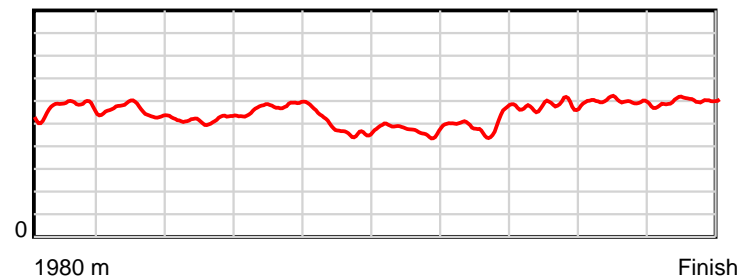
0.6 s Stride duration



20 m/sec Speed



100 % Stride efficiency



Note: Horizontal distance axis grid lines are 200m furlongs.

## Disclaimer.

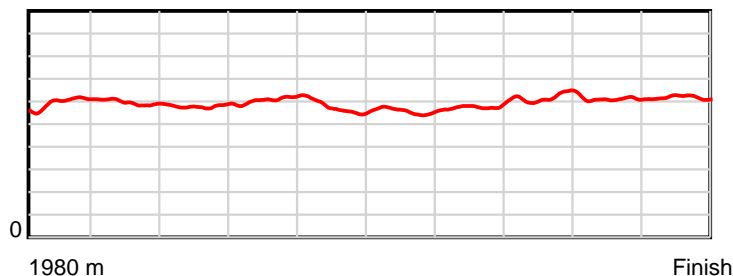
HRNZ and NZMTC and Thoroughbred Ratings Pty Ltd accepts no responsibility for the completeness or accuracy of any of the information contained herein, and makes no representations about its suitability for any particular purpose. Users should make their own judgements about those matters and/or seek independent advice. You assume all risks associated with use of the data provided on this page.

# Race Results

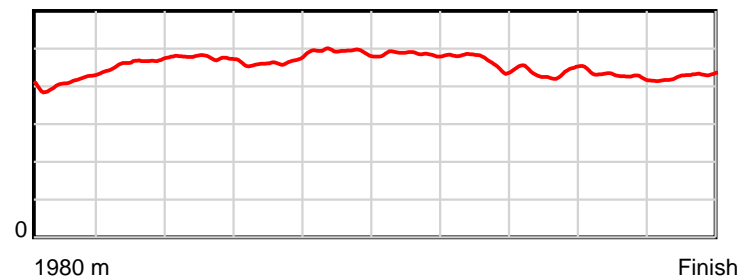
June 23, 2024, Race 1, DIAMOND RACING THANKS OUR OUTSTANDING STAFF MOB PACE, Distance 1980m, Addington - Survey 1980m

| Result | TAB no. | Horse (Barrier)              | 1980 to | 1800m to | 1600m to | 1400m to | 1200m to | 1000m to | 800m to | 600m to | 400m to | 200m to | Total or | Margin |
|--------|---------|------------------------------|---------|----------|----------|----------|----------|----------|---------|---------|---------|---------|----------|--------|
| 7th    | 3       | Interpol (3)                 | 1800m   | 1600m    | 1400m    | 1200m    | 1000m    | 800m     | 600m    | 400m    | 200m    | WP      | Average  |        |
|        |         | Position in running (margin) | -       | 2(0.3)   | 2(2.8)   | 3(2.9)   | 3(4.3)   | 5(4.5)   | 5(4.4)  | 8(5.5)  | 8(7.2)  | 9(8.9)  |          | 9.20   |
|        |         | Sectional time (s)           | 12.55   | 15.80    | 16.66    | 15.32    | 17.56    | 17.55    | 16.18   | 14.30   | 14.14   | 13.95   |          |        |
|        |         | Cumulative time (s)          | 154.01  | 141.46   | 125.66   | 109.00   | 93.68    | 76.12    | 58.57   | 42.39   | 28.09   | 13.95   | 2:34.01  |        |
|        |         | Speed (m/s)                  | 14.34   | 12.66    | 12.00    | 13.05    | 11.39    | 11.40    | 12.36   | 13.99   | 14.14   | 14.34   | 12.86    |        |
|        |         | Stride length (m)            | 5.91    | 5.86     | 5.72     | 6.05     | 5.61     | 5.54     | 5.77    | 6.14    | 6.05    | 6.13    | 5.87     |        |
|        |         | Stride duration (s)          | 0.410   | 0.463    | 0.477    | 0.464    | 0.492    | 0.486    | 0.467   | 0.439   | 0.427   | 0.428   | 0.457    |        |
|        |         | Stride efficiency (%)        | 54.57   | 53.59    | 51.19    | 57.25    | 49.14    | 47.97    | 52.09   | 58.85   | 57.12   | 58.73   | 53.85    |        |
|        |         | Stride count                 | 30.46   | 34.15    | 34.94    | 33.04    | 35.67    | 36.10    | 34.64   | 32.59   | 33.08   | 32.62   | 337.29   |        |

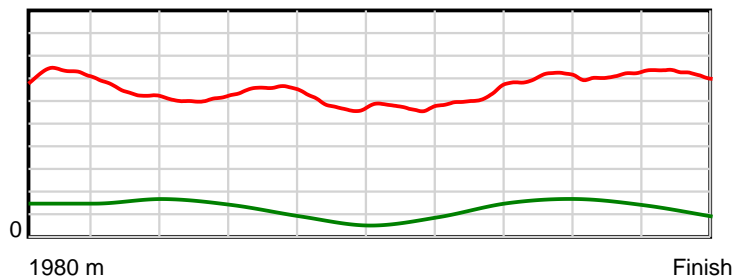
10 m Stride length



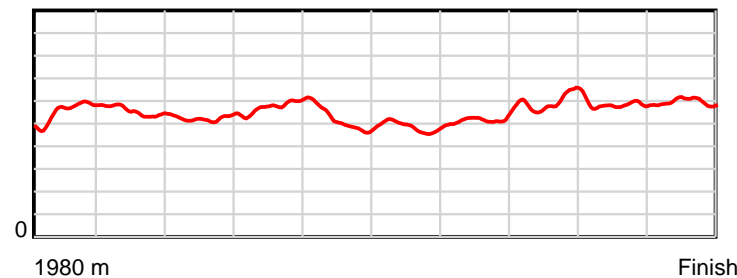
0.6 s Stride duration



20 m/sec Speed



100 % Stride efficiency



Note: Horizontal distance axis grid lines are 200m furlongs.

## Disclaimer.

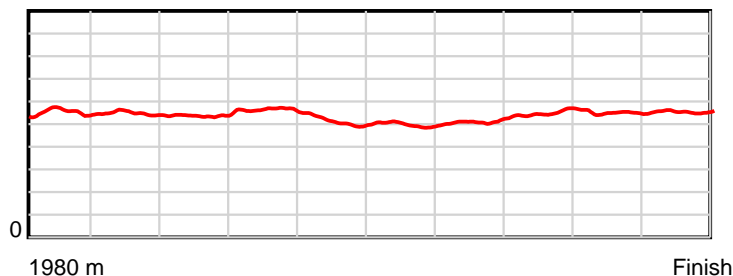
HRNZ and NZMTC and Thoroughbred Ratings Pty Ltd accepts no responsibility for the completeness or accuracy of any of the information contained herein, and makes no representations about its suitability for any particular purpose. Users should make their own judgements about those matters and/or seek independent advice. You assume all risks associated with use of the data provided on this page.

# Race Results

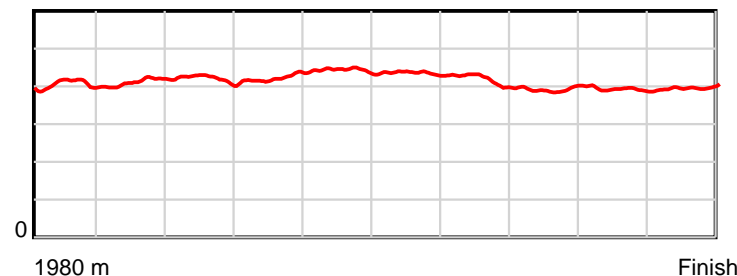
June 23, 2024, Race 1, DIAMOND RACING THANKS OUR OUTSTANDING STAFF MOB PACE, Distance 1980m, Addington - Survey 1980m

| Result | TAB no. | Horse (Barrier)              | 1980 to | 1800m to | 1600m to | 1400m to | 1200m to | 1000m to | 800m to | 600m to | 400m to | 200m to | Total or | Margin |
|--------|---------|------------------------------|---------|----------|----------|----------|----------|----------|---------|---------|---------|---------|----------|--------|
| 8th    | 6       | Bets On (6)                  | 1800m   | 1600m    | 1400m    | 1200m    | 1000m    | 800m     | 600m    | 400m    | 200m    | WP      | Average  |        |
|        |         | Position in running (margin) | -       | 5(5.4)   | 4(4.8)   | 2(0.3)   | 1(0.0)   | 1(0.0)   | 1(0.0)  | 2(1.9)  | 3(3.8)  | 4(6.1)  |          | 9.30   |
|        |         | Sectional time (s)           | 13.52   | 15.27    | 15.90    | 15.03    | 17.53    | 17.57    | 16.31   | 14.33   | 14.26   | 14.31   |          |        |
|        |         | Cumulative time (s)          | 154.03  | 140.51   | 125.24   | 109.34   | 94.31    | 76.78    | 59.21   | 42.90   | 28.57   | 14.31   | 2:34.03  |        |
|        |         | Speed (m/s)                  | 13.31   | 13.10    | 12.58    | 13.31    | 11.41    | 11.38    | 12.26   | 13.96   | 14.03   | 13.98   | 12.85    |        |
|        |         | Stride length (m)            | 5.47    | 5.39     | 5.28     | 5.63     | 5.05     | 4.96     | 5.12    | 5.47    | 5.50    | 5.53    | 5.33     |        |
|        |         | Stride duration (s)          | 0.406   | 0.411    | 0.420    | 0.423    | 0.443    | 0.435    | 0.417   | 0.392   | 0.392   | 0.396   | 0.415    |        |
|        |         | Stride efficiency (%)        | 46.73   | 45.37    | 43.62    | 49.52    | 39.88    | 38.38    | 40.91   | 46.81   | 47.34   | 47.87   | 44.40    |        |
|        |         | Stride count                 | 32.91   | 37.12    | 37.85    | 35.53    | 39.59    | 40.36    | 39.09   | 36.54   | 36.34   | 36.13   | 371.46   |        |

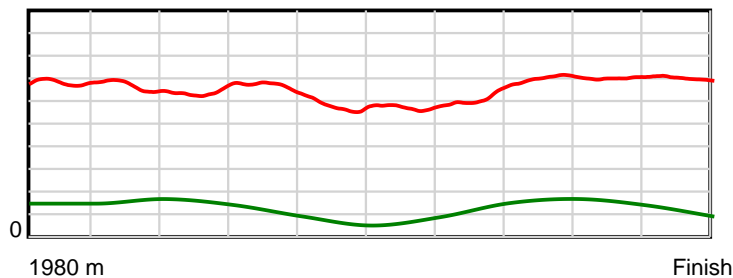
10 m Stride length



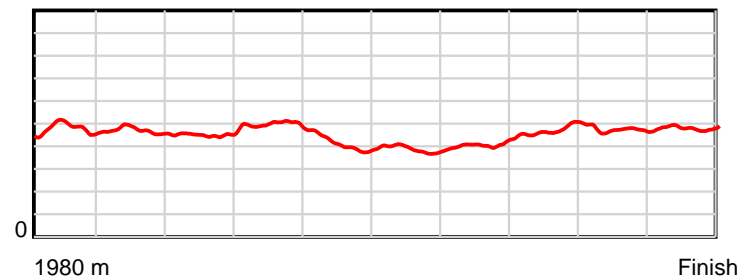
0.6 s Stride duration



20 m/sec Speed



100 % Stride efficiency



Note: Horizontal distance axis grid lines are 200m furlongs.

## Disclaimer.

HRNZ and NZMTC and Thoroughbred Ratings Pty Ltd accepts no responsibility for the completeness or accuracy of any of the information contained herein, and makes no representations about its suitability for any particular purpose. Users should make their own judgements about those matters and/or seek independent advice. You assume all risks associated with use of the data provided on this page.

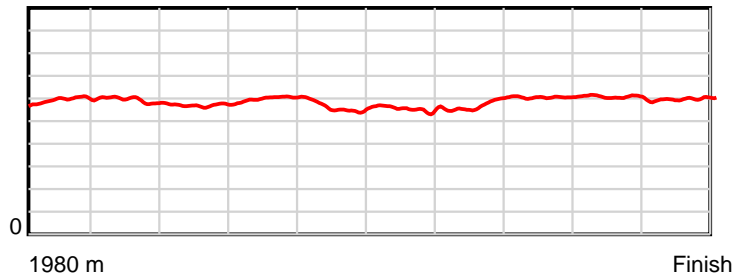


# Race Results

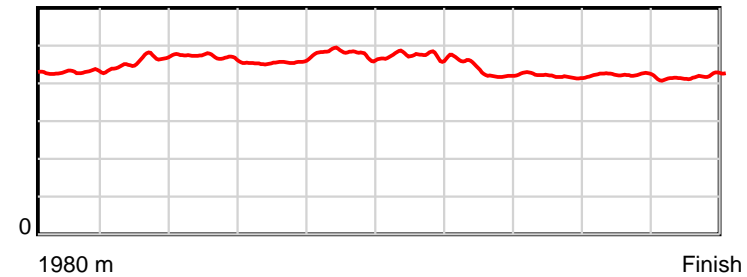
June 23, 2024, Race 1, DIAMOND RACING THANKS OUR OUTSTANDING STAFF MOB PACE, Distance 1980m, Addington - Survey 1980m

| Result | TAB no. | Horse (Barrier)              | 1980 to | 1800m to | 1600m to | 1400m to | 1200m to | 1000m to | 800m to | 600m to | 400m to | 200m to | Total or | Margin |
|--------|---------|------------------------------|---------|----------|----------|----------|----------|----------|---------|---------|---------|---------|----------|--------|
| 9th    | 1       | El Terror (1)                | 1800m   | 1600m    | 1400m    | 1200m    | 1000m    | 800m     | 600m    | 400m    | 200m    | WP      | Average  |        |
|        |         | Position in running (margin) | -       | 4(5.3)   | 5(6.8)   | 7(6.5)   | 8(7.9)   | 8(7.6)   | 8(6.9)  | 4(2.9)  | 5(5.0)  | 8(8.5)  |          | 9.60   |
|        |         | Sectional time (s)           | 13.49   | 15.62    | 16.59    | 15.32    | 17.48    | 17.45    | 15.34   | 14.36   | 14.44   | 14.01   |          |        |
|        |         | Cumulative time (s)          | 154.10  | 140.61   | 124.99   | 108.40   | 93.08    | 75.60    | 58.15   | 42.81   | 28.45   | 14.01   | 2:34.10  |        |
|        |         | Speed (m/s)                  | 13.34   | 12.80    | 12.06    | 13.05    | 11.44    | 11.46    | 13.04   | 13.93   | 13.85   | 14.28   | 12.85    |        |
|        |         | Stride length (m)            | 5.84    | 5.88     | 5.67     | 5.95     | 5.48     | 5.44     | 5.68    | 5.84    | 5.84    | 5.98    | 5.75     |        |
|        |         | Stride duration (s)          | 0.429   | 0.459    | 0.471    | 0.456    | 0.479    | 0.474    | 0.436   | 0.420   | 0.422   | 0.419   | 0.448    |        |
|        |         | Stride efficiency (%)        | 53.33   | 53.97    | 50.27    | 55.29    | 47.00    | 46.19    | 50.46   | 53.37   | 53.25   | 55.91   | 51.74    |        |
|        |         | Stride count                 | 30.81   | 34.03    | 35.26    | 33.62    | 36.47    | 36.79    | 35.19   | 34.22   | 34.26   | 33.44   | 344.09   |        |

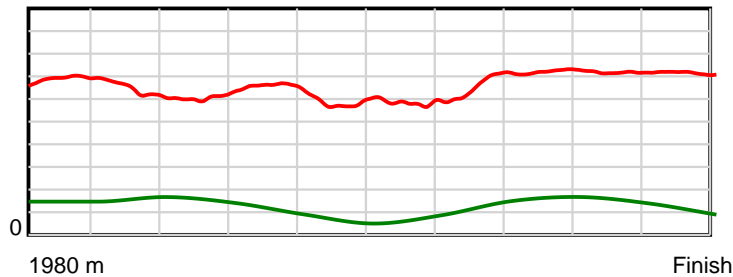
10 m Stride length



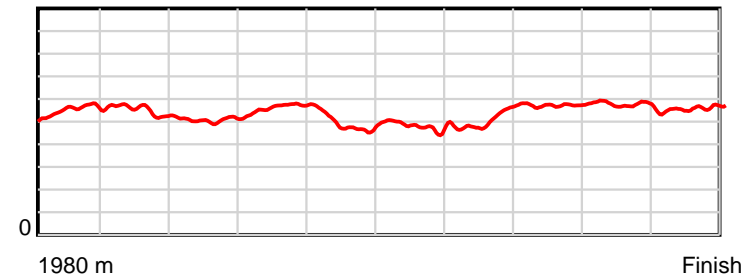
0.6 s Stride duration



20 m/sec Speed



100 % Stride efficiency



Note: Horizontal distance axis grid lines are 200m furlongs.

## Disclaimer.

HRNZ and NZMTC and Thoroughbred Ratings Pty Ltd accepts no responsibility for the completeness or accuracy of any of the information contained herein, and makes no representations about its suitability for any particular purpose. Users should make their own judgements about those matters and/or seek independent advice. You assume all risks associated with use of the data provided on this page.



# Race Results



June 23, 2024, Race 2, KEN TEE MEMORIAL MOBILE PACE, Distance 2600m, Addington - Survey 3200m

| Result | TAB no. | Horse (Barrier)              | 2600 to      | 2400m to     |
|--------|---------|------------------------------|--------------|--------------|
| 1st    | 9       | <b>Millwood Godde... (9)</b> | <b>2400m</b> | <b>2200m</b> |
|        |         | Position in running (margin) | -            | 7(7.3)       |
|        |         | Sectional time (s)           | 13.94        | 15.78        |
|        |         | Cumulative time (s)          | 198.21       | 184.27       |
|        |         | Speed (m/s)                  | 14.35        | 12.67        |
|        |         | Stride length (m)            | 6.22         | 5.63         |
|        |         | Stride duration (s)          | 0.427        | 0.445        |
|        |         | Stride efficiency (%)        | 60.43        | 49.62        |
|        |         | Stride count                 | 32.16        | 35.49        |

#### Disclaimer.

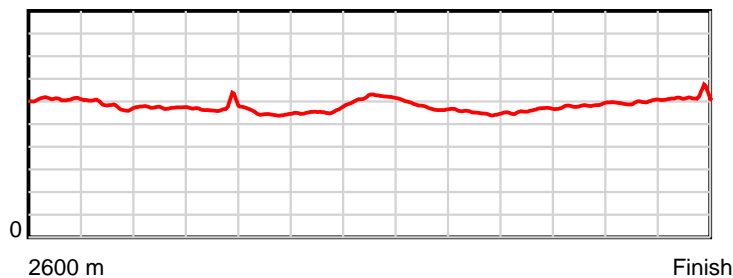
HRNZ and NZMTC and Thoroughbred Ratings Pty Ltd accepts no responsibility for the completeness or accuracy of any of the information contained herein, and makes no representations about its suitability for any particular purpose. Users should make their own judgements about those matters and/or seek independent advice. You assume all risks associated with use of the data provided on this page.

# Race Results

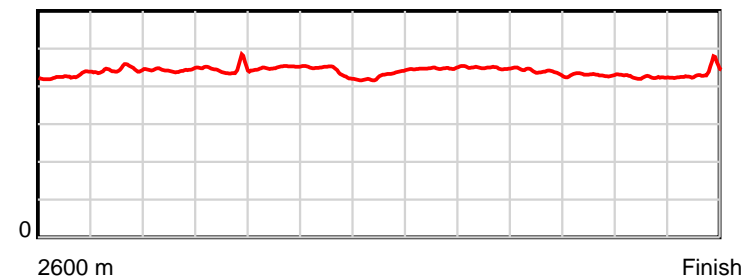
June 23, 2024, Race 2, KEN TEE MEMORIAL MOBILE PACE, Distance 2600m, Addington - Survey 3200m

| Result | TAB no. | Horse (Barrier)              | 2200m to | 2000m to | 1800m to | 1600m to | 1400m to | 1200m to | 1000m to | 800m to | 600m to | 400m to | 200m to | Total or | Margin |
|--------|---------|------------------------------|----------|----------|----------|----------|----------|----------|----------|---------|---------|---------|---------|----------|--------|
| 1st    | 9       | Millwood Godde... (9)        | 2000m    | 1800m    | 1600m    | 1400m    | 1200m    | 1000m    | 800m     | 600m    | 400m    | 200m    | WP      | Average  |        |
|        |         | Position in running (margin) | 7(10.7)  | 4(2.5)   | 1(0.0)   | 1(0.0)   | 1(0.0)   | 1(0.0)   | 1(0.0)   | 1(0.0)  | 1(0.0)  | 1(0.0)  | 1(0.0)  |          | 0.00   |
|        |         | Sectional time (s)           | 15.85    | 15.51    | 16.50    | 15.65    | 14.00    | 15.68    | 16.55    | 15.64   | 14.83   | 14.19   | 14.09   |          |        |
|        |         | Cumulative time (s)          | 168.49   | 152.64   | 137.13   | 120.63   | 104.98   | 90.98    | 75.30    | 58.75   | 43.11   | 28.28   | 14.09   | 3:18.21  |        |
|        |         | Speed (m/s)                  | 12.62    | 12.89    | 12.12    | 12.78    | 14.29    | 12.76    | 12.08    | 12.79   | 13.49   | 14.09   | 14.19   | 13.12    |        |
|        |         | Stride length (m)            | 5.60     | 5.73     | 5.46     | 5.62     | 6.14     | 5.72     | 5.43     | 5.60    | 5.81    | 5.97    | 6.16    | 5.76     |        |
|        |         | Stride duration (s)          | 0.443    | 0.444    | 0.450    | 0.440    | 0.430    | 0.448    | 0.449    | 0.438   | 0.431   | 0.424   | 0.434   | 0.439    |        |
|        |         | Stride efficiency (%)        | 48.93    | 51.31    | 46.59    | 49.35    | 58.91    | 51.04    | 46.00    | 49.00   | 52.74   | 55.77   | 59.28   | 51.93    |        |
|        |         | Stride count                 | 35.74    | 34.90    | 36.63    | 35.59    | 32.57    | 34.99    | 36.86    | 35.72   | 34.43   | 33.48   | 32.47   | 451.03   |        |

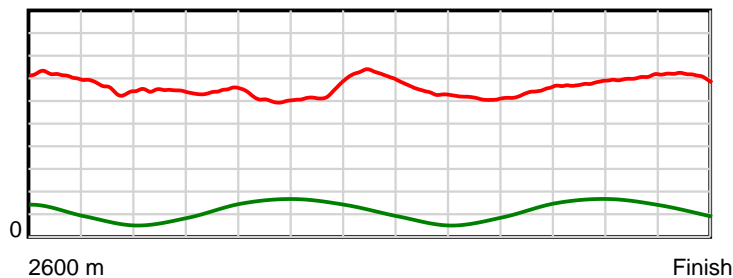
10 m Stride length



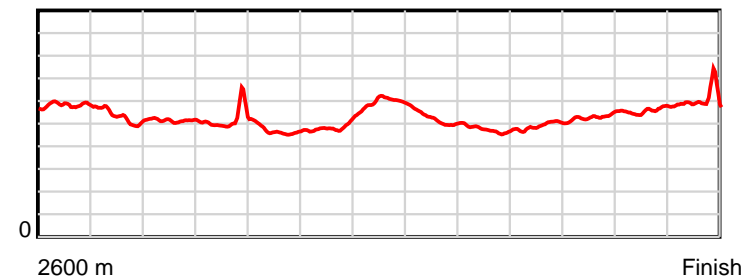
0.6 s Stride duration



20 m/sec Speed



100 % Stride efficiency



Note: Horizontal distance axis grid lines are 200m furlongs.

## Disclaimer.

HRNZ and NZMTC and Thoroughbred Ratings Pty Ltd accepts no responsibility for the completeness or accuracy of any of the information contained herein, and makes no representations about its suitability for any particular purpose. Users should make their own judgements about those matters and/or seek independent advice. You assume all risks associated with use of the data provided on this page.



# Race Results



June 23, 2024, Race 2, KEN TEE MEMORIAL MOBILE PACE, Distance 2600m, Addington - Survey 3200m

| Result | TAB no. | Horse (Barrier)              | 2600 to      | 2400m to     |
|--------|---------|------------------------------|--------------|--------------|
| 2nd    | 4       | <b>Hit The Beach (4)</b>     | <b>2400m</b> | <b>2200m</b> |
|        |         | Position in running (margin) | -            | 6(6.9)       |
|        |         | Sectional time (s)           | 13.93        | 15.85        |
|        |         | Cumulative time (s)          | 198.23       | 184.30       |
|        |         | Speed (m/s)                  | 14.36        | 12.62        |
|        |         | Stride length (m)            | 6.44         | 5.87         |
|        |         | Stride duration (s)          | 0.439        | 0.465        |
|        |         | Stride efficiency (%)        | 64.88        | 53.88        |
|        |         | Stride count                 | 31.04        | 34.06        |

#### Disclaimer.

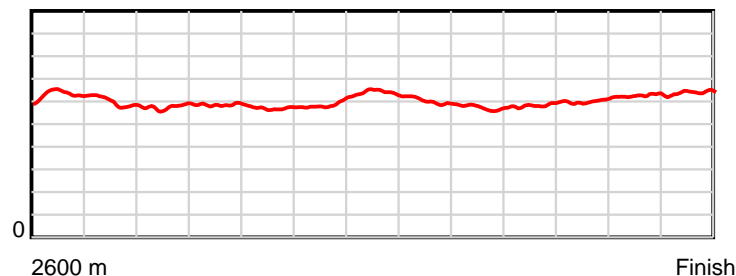
HRNZ and NZMTC and Thoroughbred Ratings Pty Ltd accepts no responsibility for the completeness or accuracy of any of the information contained herein, and makes no representations about its suitability for any particular purpose. Users should make their own judgements about those matters and/or seek independent advice. You assume all risks associated with use of the data provided on this page.

# Race Results

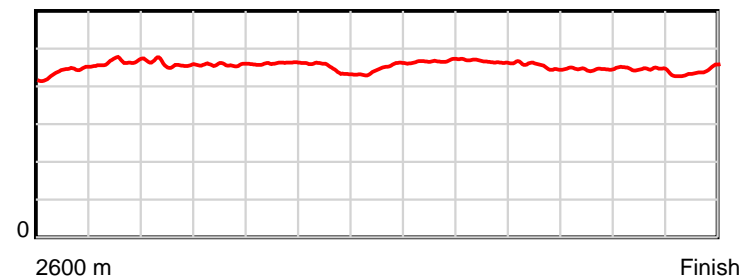
June 23, 2024, Race 2, KEN TEE MEMORIAL MOBILE PACE, Distance 2600m, Addington - Survey 3200m

| Result | TAB no. | Horse (Barrier)              | 2200m to | 2000m to | 1800m to | 1600m to | 1400m to | 1200m to | 1000m to | 800m to | 600m to | 400m to | 200m to | Total or | Margin |
|--------|---------|------------------------------|----------|----------|----------|----------|----------|----------|----------|---------|---------|---------|---------|----------|--------|
| 2nd    | 4       | Hit The Beach (4)            | 2000m    | 1800m    | 1600m    | 1400m    | 1200m    | 1000m    | 800m     | 600m    | 400m    | 200m    | WP      | Average  |        |
|        |         | Position in running (margin) | 6(10.7)  | 6(5.0)   | 3(3.3)   | 2(2.4)   | 2(0.4)   | 2(1.0)   | 2(1.8)   | 2(1.8)  | 2(1.1)  | 2(2.0)  | 2(1.7)  |          | 0.50   |
|        |         | Sectional time (s)           | 16.25    | 15.65    | 16.35    | 15.32    | 14.11    | 15.80    | 16.56    | 15.51   | 14.98   | 14.13   | 13.79   |          |        |
|        |         | Cumulative time (s)          | 168.45   | 152.20   | 136.55   | 120.20   | 104.88   | 90.77    | 74.97    | 58.41   | 42.90   | 27.92   | 13.79   | 3:18.23  |        |
|        |         | Speed (m/s)                  | 12.31    | 12.78    | 12.23    | 13.05    | 14.17    | 12.66    | 12.08    | 12.89   | 13.35   | 14.15   | 14.50   | 13.12    |        |
|        |         | Stride length (m)            | 5.65     | 5.85     | 5.64     | 5.85     | 6.35     | 5.91     | 5.62     | 5.85    | 5.96    | 6.29    | 6.39    | 5.96     |        |
|        |         | Stride duration (s)          | 0.459    | 0.457    | 0.461    | 0.448    | 0.448    | 0.467    | 0.466    | 0.454   | 0.446   | 0.444   | 0.441   | 0.455    |        |
|        |         | Stride efficiency (%)        | 49.95    | 53.39    | 49.65    | 53.44    | 63.08    | 54.64    | 49.40    | 53.44   | 55.42   | 61.79   | 63.88   | 55.54    |        |
|        |         | Stride count                 | 35.38    | 34.22    | 35.48    | 34.20    | 31.48    | 33.82    | 35.57    | 34.20   | 33.58   | 31.81   | 31.28   | 436.12   |        |

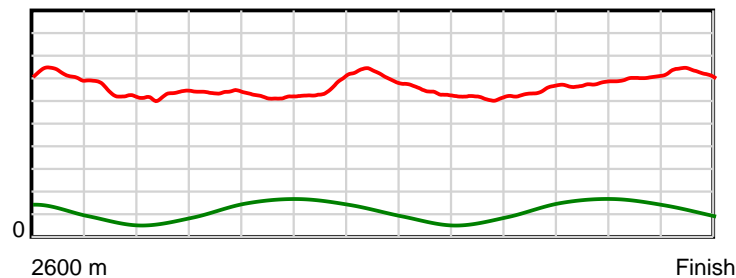
10 m Stride length



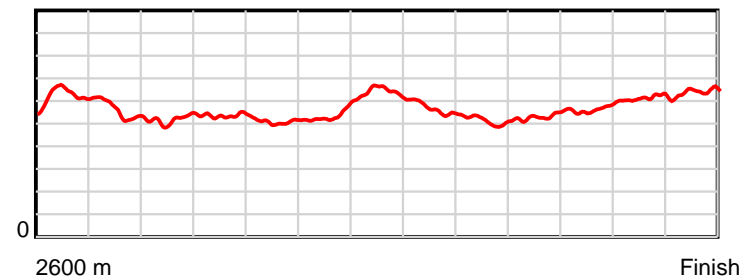
0.6 s Stride duration



20 m/sec Speed



100 % Stride efficiency



Note: Horizontal distance axis grid lines are 200m furlongs.

## Disclaimer.

HRNZ and NZMTC and Thoroughbred Ratings Pty Ltd accepts no responsibility for the completeness or accuracy of any of the information contained herein, and makes no representations about its suitability for any particular purpose. Users should make their own judgements about those matters and/or seek independent advice. You assume all risks associated with use of the data provided on this page.



# Race Results



June 23, 2024, Race 2, KEN TEE MEMORIAL MOBILE PACE, Distance 2600m, Addington - Survey 3200m

| Result | TAB no. | Horse (Barrier)              | 2600 to | 2400m to |
|--------|---------|------------------------------|---------|----------|
| 3rd    | 3       | Wiggles Rufus (3)            | 2400m   | 2200m    |
|        |         | Position in running (margin) | -       | 4(4.9)   |
|        |         | Sectional time (s)           | 13.55   | 15.39    |
|        |         | Cumulative time (s)          | 198.72  | 185.17   |
|        |         | Speed (m/s)                  | 14.76   | 13.00    |
|        |         | Stride length (m)            | 6.51    | 6.11     |
|        |         | Stride duration (s)          | 0.437   | 0.470    |
|        |         | Stride efficiency (%)        | 66.15   | 58.32    |
|        |         | Stride count                 | 30.74   | 32.74    |

#### Disclaimer.

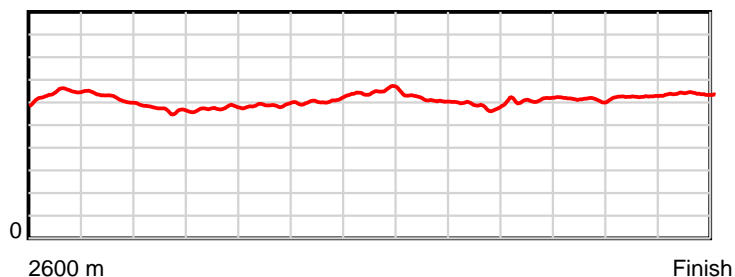
HRNZ and NZMTC and Thoroughbred Ratings Pty Ltd accepts no responsibility for the completeness or accuracy of any of the information contained herein, and makes no representations about its suitability for any particular purpose. Users should make their own judgements about those matters and/or seek independent advice. You assume all risks associated with use of the data provided on this page.

# Race Results

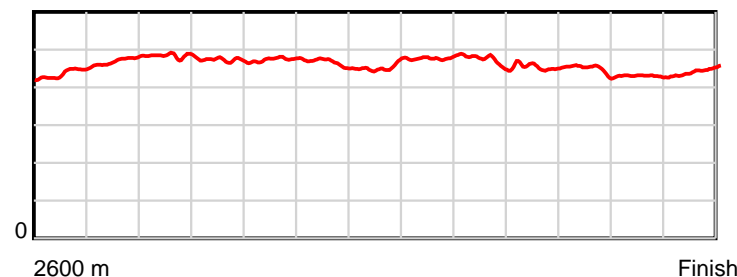
June 23, 2024, Race 2, KEN TEE MEMORIAL MOBILE PACE, Distance 2600m, Addington - Survey 3200m

| Result | TAB no. | Horse (Barrier)              | 2200m to | 2000m to | 1800m to | 1600m to | 1400m to | 1200m to | 1000m to | 800m to | 600m to | 400m to | 200m to | Total or | Margin |
|--------|---------|------------------------------|----------|----------|----------|----------|----------|----------|----------|---------|---------|---------|---------|----------|--------|
| 3rd    | 3       | Wiggles Rufus (3)            | 2000m    | 1800m    | 1600m    | 1400m    | 1200m    | 1000m    | 800m     | 600m    | 400m    | 200m    | WP      | Average  |        |
|        |         | Position in running (margin) | 4(5.9)   | 7(5.8)   | 9(8.9)   | 9(8.4)   | 8(7.5)   | 9(7.4)   | 9(8.8)   | 8(8.3)  | 6(3.6)  | 6(4.9)  | 3(3.9)  |          | 2.80   |
|        |         | Sectional time (s)           | 17.18    | 16.46    | 16.41    | 15.50    | 13.98    | 15.92    | 16.46    | 14.86   | 15.04   | 14.02   | 13.95   |          |        |
|        |         | Cumulative time (s)          | 169.78   | 152.60   | 136.14   | 119.73   | 104.23   | 90.25    | 74.33    | 57.87   | 43.01   | 27.97   | 13.95   | 3:18.72  |        |
|        |         | Speed (m/s)                  | 11.64    | 12.15    | 12.19    | 12.90    | 14.31    | 12.56    | 12.15    | 13.46   | 13.30   | 14.27   | 14.34   | 13.08    |        |
|        |         | Stride length (m)            | 5.63     | 5.74     | 5.78     | 6.00     | 6.51     | 5.99     | 5.71     | 6.12    | 5.93    | 6.13    | 6.38    | 6.03     |        |
|        |         | Stride duration (s)          | 0.484    | 0.473    | 0.474    | 0.465    | 0.455    | 0.477    | 0.470    | 0.455   | 0.446   | 0.430   | 0.445   | 0.461    |        |
|        |         | Stride efficiency (%)        | 49.62    | 51.55    | 52.14    | 56.27    | 66.20    | 56.04    | 50.98    | 58.59   | 54.96   | 58.77   | 63.70   | 56.81    |        |
|        |         | Stride count                 | 35.49    | 34.82    | 34.63    | 33.33    | 30.73    | 33.40    | 35.02    | 32.66   | 33.72   | 32.61   | 31.33   | 431.22   |        |

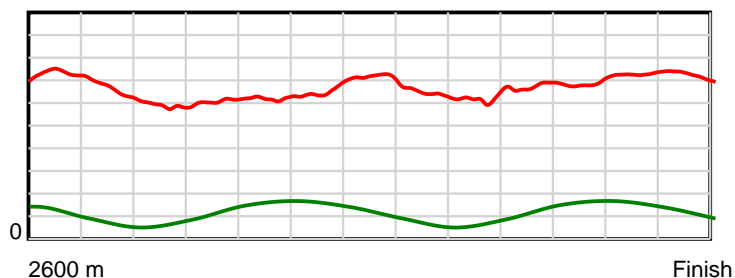
10 m Stride length



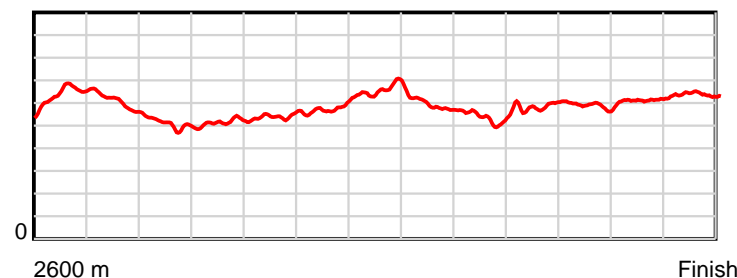
0.6 s Stride duration



20 m/sec Speed



100 % Stride efficiency



Note: Horizontal distance axis grid lines are 200m furlongs.

**Disclaimer.**

HRNZ and NZMTC and Thoroughbred Ratings Pty Ltd accepts no responsibility for the completeness or accuracy of any of the information contained herein, and makes no representations about its suitability for any particular purpose. Users should make their own judgements about those matters and/or seek independent advice. You assume all risks associated with use of the data provided on this page.



# Race Results



June 23, 2024, Race 2, KEN TEE MEMORIAL MOBILE PACE, Distance 2600m, Addington - Survey 3200m

| Result | TAB no. | Horse (Barrier)              | 2600 to      | 2400m to     |
|--------|---------|------------------------------|--------------|--------------|
| 4th    | 7       | <b>Absolute Dynam... (7)</b> | <b>2400m</b> | <b>2200m</b> |
|        |         | Position in running (margin) | -            | 9(8.8)       |
|        |         | Sectional time (s)           | 14.23        | 15.87        |
|        |         | Cumulative time (s)          | 198.88       | 184.65       |
|        |         | Speed (m/s)                  | 14.06        | 12.60        |
|        |         | Stride length (m)            | 6.07         | 5.62         |
|        |         | Stride duration (s)          | 0.425        | 0.446        |
|        |         | Stride efficiency (%)        | 57.56        | 49.29        |
|        |         | Stride count                 | 32.95        | 35.61        |

#### Disclaimer.

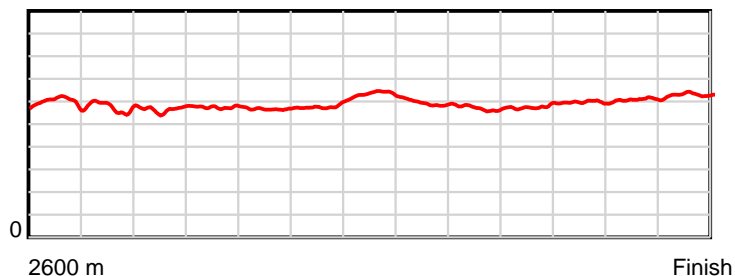
HRNZ and NZMTC and Thoroughbred Ratings Pty Ltd accepts no responsibility for the completeness or accuracy of any of the information contained herein, and makes no representations about its suitability for any particular purpose. Users should make their own judgements about those matters and/or seek independent advice. You assume all risks associated with use of the data provided on this page.

# Race Results

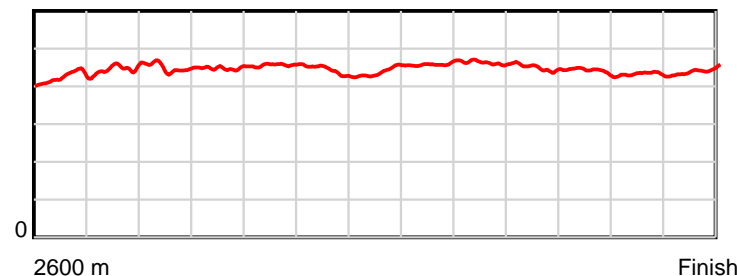
June 23, 2024, Race 2, KEN TEE MEMORIAL MOBILE PACE, Distance 2600m, Addington - Survey 3200m

| Result | TAB no. | Horse (Barrier)              | 2200m to     | 2000m to     | 1800m to     | 1600m to     | 1400m to     | 1200m to     | 1000m to    | 800m to     | 600m to     | 400m to     | 200m to   | Total or       | Margin |
|--------|---------|------------------------------|--------------|--------------|--------------|--------------|--------------|--------------|-------------|-------------|-------------|-------------|-----------|----------------|--------|
| 4th    | 7       | <b>Absolute Dynam... (7)</b> | <b>2000m</b> | <b>1800m</b> | <b>1600m</b> | <b>1400m</b> | <b>1200m</b> | <b>1000m</b> | <b>800m</b> | <b>600m</b> | <b>400m</b> | <b>200m</b> | <b>WP</b> | <b>Average</b> |        |
|        |         | Position in running (margin) | 8(12.8)      | 8(7.0)       | 5(5.2)       | 5(4.3)       | 4(2.8)       | 4(2.3)       | 4(3.4)      | 4(3.5)      | 5(3.1)      | 4(3.8)      | 5(4.4)    |                | 3.60   |
|        |         | Sectional time (s)           | 16.23        | 15.64        | 16.35        | 15.40        | 13.93        | 15.85        | 16.57       | 15.57       | 14.95       | 14.29       | 14.00     |                |        |
|        |         | Cumulative time (s)          | 168.78       | 152.55       | 136.91       | 120.56       | 105.16       | 91.23        | 75.38       | 58.81       | 43.24       | 28.29       | 14.00     | 3:18.88        |        |
|        |         | Speed (m/s)                  | 12.32        | 12.79        | 12.23        | 12.99        | 14.36        | 12.62        | 12.07       | 12.85       | 13.38       | 14.00       | 14.29     | 13.07          |        |
|        |         | Stride length (m)            | 5.54         | 5.73         | 5.58         | 5.74         | 6.32         | 5.79         | 5.58        | 5.77        | 5.89        | 6.05        | 6.31      | 5.83           |        |
|        |         | Stride duration (s)          | 0.449        | 0.448        | 0.456        | 0.442        | 0.440        | 0.459        | 0.462       | 0.449       | 0.440       | 0.433       | 0.442     | 0.446          |        |
|        |         | Stride efficiency (%)        | 47.89        | 51.37        | 48.70        | 51.57        | 62.34        | 52.40        | 48.61       | 51.94       | 54.23       | 57.28       | 62.30     | 53.20          |        |
|        |         | Stride count                 | 36.13        | 34.88        | 35.83        | 34.81        | 31.66        | 34.54        | 35.86       | 34.69       | 33.95       | 33.03       | 31.68     | 445.62         |        |

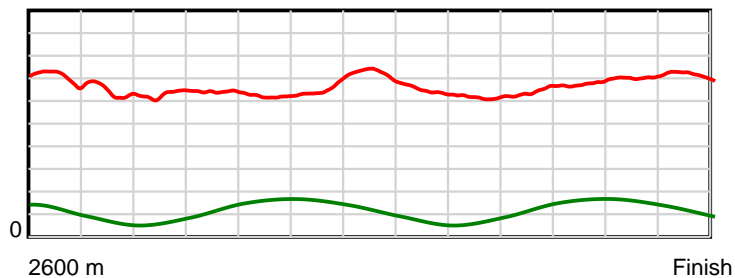
10 m Stride length



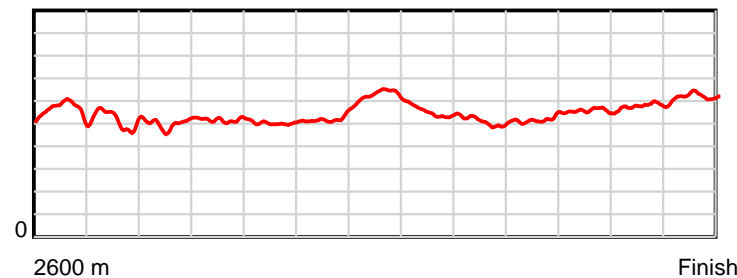
0.6 s Stride duration



20 m/sec Speed



100 % Stride efficiency



Note: Horizontal distance axis grid lines are 200m furlongs.

**Disclaimer.**

HRNZ and NZMTC and Thoroughbred Ratings Pty Ltd accepts no responsibility for the completeness or accuracy of any of the information contained herein, and makes no representations about its suitability for any particular purpose. Users should make their own judgements about those matters and/or seek independent advice. You assume all risks associated with use of the data provided on this page.



# Race Results



June 23, 2024, Race 2, KEN TEE MEMORIAL MOBILE PACE, Distance 2600m, Addington - Survey 3200m

| Result | TAB no. | Horse (Barrier)              | 2600 to      | 2400m to     |
|--------|---------|------------------------------|--------------|--------------|
| 5th    | 1       | <b>Beebs (1)</b>             | <b>2400m</b> | <b>2200m</b> |
|        |         | Position in running (margin) | -            | 2(1.8)       |
|        |         | Sectional time (s)           | 12.98        | 15.20        |
|        |         | Cumulative time (s)          | 199.23       | 186.25       |
|        |         | Speed (m/s)                  | 15.41        | 13.16        |
|        |         | Stride length (m)            | 6.22         | 5.80         |
|        |         | Stride duration (s)          | 0.399        | 0.441        |
|        |         | Stride efficiency (%)        | 60.46        | 52.64        |
|        |         | Stride count                 | 32.15        | 34.46        |

#### Disclaimer.

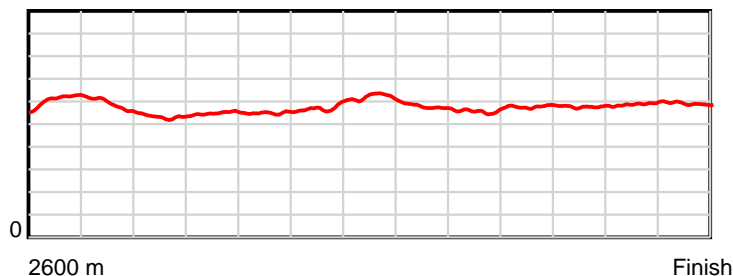
HRNZ and NZMTC and Thoroughbred Ratings Pty Ltd accepts no responsibility for the completeness or accuracy of any of the information contained herein, and makes no representations about its suitability for any particular purpose. Users should make their own judgements about those matters and/or seek independent advice. You assume all risks associated with use of the data provided on this page.

# Race Results

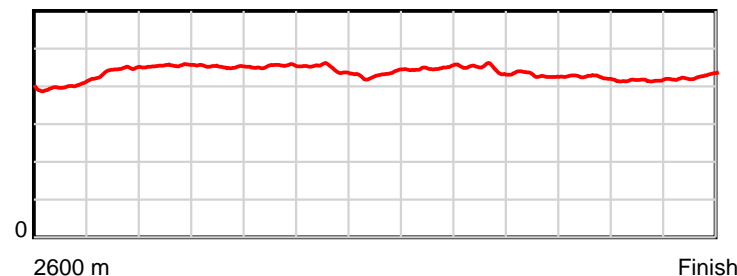
June 23, 2024, Race 2, KEN TEE MEMORIAL MOBILE PACE, Distance 2600m, Addington - Survey 3200m

| Result | TAB no. | Horse (Barrier)              | 2200m to | 2000m to | 1800m to | 1600m to | 1400m to | 1200m to | 1000m to | 800m to | 600m to | 400m to | 200m to | Total or | Margin |
|--------|---------|------------------------------|----------|----------|----------|----------|----------|----------|----------|---------|---------|---------|---------|----------|--------|
| 5th    | 1       | Beeps (1)                    | 2000m    | 1800m    | 1600m    | 1400m    | 1200m    | 1000m    | 800m     | 600m    | 400m    | 200m    | WP      | Average  |        |
|        |         | Position in running (margin) | 2(1.7)   | 3(1.6)   | 6(5.3)   | 6(6.0)   | 7(6.0)   | 7(5.9)   | 8(7.2)   | 7(6.8)  | 4(2.2)  | 3(3.3)  | 4(4.1)  |          | 5.50   |
|        |         | Sectional time (s)           | 17.19    | 16.55    | 16.61    | 15.65    | 13.99    | 15.89    | 16.48    | 14.87   | 15.01   | 14.32   | 14.49   |          |        |
|        |         | Cumulative time (s)          | 171.05   | 153.86   | 137.31   | 120.70   | 105.05   | 91.06    | 75.17    | 58.69   | 43.82   | 28.81   | 14.49   | 3:19.23  |        |
|        |         | Speed (m/s)                  | 11.63    | 12.08    | 12.04    | 12.78    | 14.30    | 12.59    | 12.14    | 13.45   | 13.32   | 13.97   | 13.80   | 13.05    |        |
|        |         | Stride length (m)            | 5.29     | 5.47     | 5.46     | 5.73     | 6.17     | 5.64     | 5.42     | 5.79    | 5.65    | 5.81    | 5.89    | 5.71     |        |
|        |         | Stride duration (s)          | 0.455    | 0.452    | 0.454    | 0.448    | 0.432    | 0.448    | 0.446    | 0.430   | 0.424   | 0.416   | 0.427   | 0.437    |        |
|        |         | Stride efficiency (%)        | 43.74    | 46.67    | 46.63    | 51.29    | 59.54    | 49.77    | 45.86    | 52.30   | 49.94   | 52.72   | 54.15   | 50.88    |        |
|        |         | Stride count                 | 37.80    | 36.60    | 36.61    | 34.91    | 32.40    | 35.44    | 36.92    | 34.57   | 35.38   | 34.43   | 33.97   | 455.64   |        |

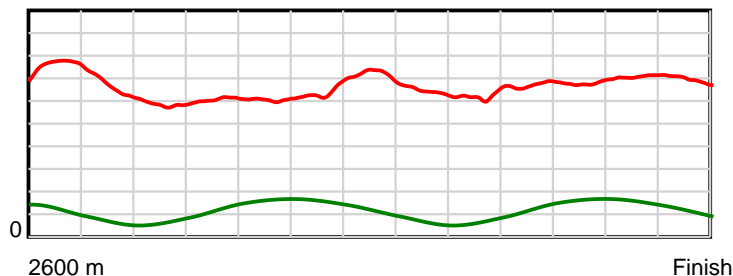
10 m Stride length



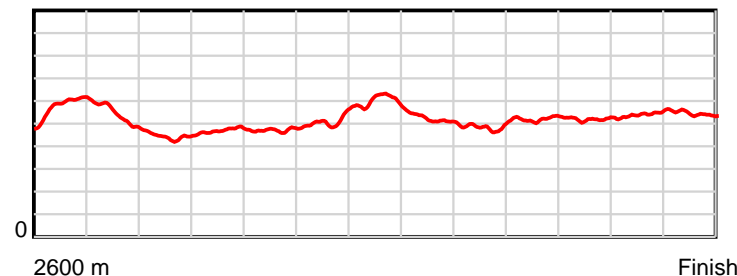
0.6 s Stride duration



20 m/sec Speed



100 % Stride efficiency



Note: Horizontal distance axis grid lines are 200m furlongs.

## Disclaimer.

HRNZ and NZMTC and Thoroughbred Ratings Pty Ltd accepts no responsibility for the completeness or accuracy of any of the information contained herein, and makes no representations about its suitability for any particular purpose. Users should make their own judgements about those matters and/or seek independent advice. You assume all risks associated with use of the data provided on this page.



# Race Results



June 23, 2024, Race 2, KEN TEE MEMORIAL MOBILE PACE, Distance 2600m, Addington - Survey 3200m

| Result | TAB no. | Horse (Barrier)              | 2600 to      | 2400m to     |
|--------|---------|------------------------------|--------------|--------------|
| 6th    | 6       | <b>Sir Monty (6)</b>         | <b>2400m</b> | <b>2200m</b> |
|        |         | Position in running (margin) | -            | 1(0.0)       |
|        |         | Sectional time (s)           | 12.68        | 15.21        |
|        |         | Cumulative time (s)          | 199.37       | 186.69       |
|        |         | Speed (m/s)                  | 15.78        | 13.15        |
|        |         | Stride length (m)            | 6.19         | 5.81         |
|        |         | Stride duration (s)          | 0.390        | 0.442        |
|        |         | Stride efficiency (%)        | 59.82        | 52.72        |
|        |         | Stride count                 | 32.32        | 34.43        |

## Disclaimer.

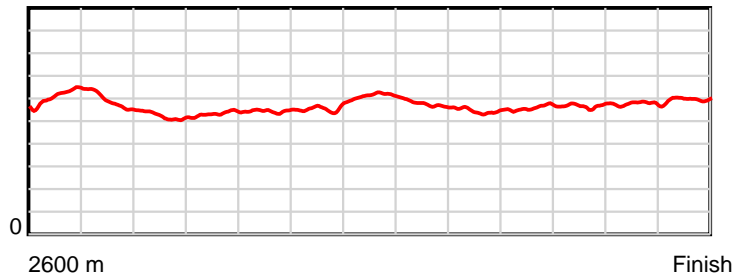
HRNZ and NZMTC and Thoroughbred Ratings Pty Ltd accepts no responsibility for the completeness or accuracy of any of the information contained herein, and makes no representations about its suitability for any particular purpose. Users should make their own judgements about those matters and/or seek independent advice. You assume all risks associated with use of the data provided on this page.

# Race Results

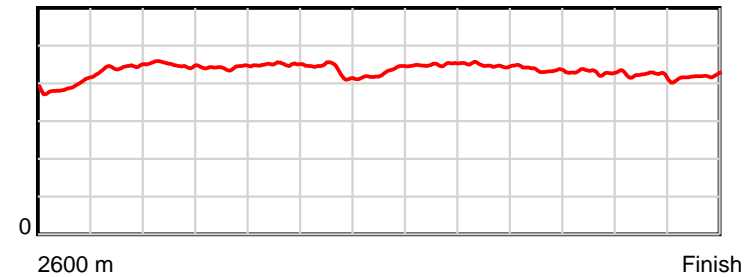
June 23, 2024, Race 2, KEN TEE MEMORIAL MOBILE PACE, Distance 2600m, Addington - Survey 3200m

| Result | TAB no. | Horse (Barrier)              | 2200m to | 2000m to | 1800m to | 1600m to | 1400m to | 1200m to | 1000m to | 800m to | 600m to | 400m to | 200m to | Total or | Margin |
|--------|---------|------------------------------|----------|----------|----------|----------|----------|----------|----------|---------|---------|---------|---------|----------|--------|
| 6th    | 6       | Sir Monty (6)                | 2000m    | 1800m    | 1600m    | 1400m    | 1200m    | 1000m    | 800m     | 600m    | 400m    | 200m    | WP      | Average  |        |
|        |         | Position in running (margin) | 1(0.0)   | 1(0.0)   | 4(3.3)   | 4(4.1)   | 5(3.7)   | 5(3.5)   | 5(4.8)   | 5(4.0)  | 7(3.9)  | 7(5.5)  | 7(7.2)  |          | 6.20   |
|        |         | Sectional time (s)           | 17.20    | 16.48    | 16.64    | 15.59    | 13.97    | 15.89    | 16.42    | 15.61   | 15.10   | 14.47   | 14.11   |          |        |
|        |         | Cumulative time (s)          | 171.48   | 154.28   | 137.80   | 121.16   | 105.57   | 91.60    | 75.71    | 59.29   | 43.68   | 28.58   | 14.11   | 3:19.37  |        |
|        |         | Speed (m/s)                  | 11.63    | 12.14    | 12.02    | 12.83    | 14.32    | 12.59    | 12.18    | 12.81   | 13.25   | 13.82   | 14.17   | 13.04    |        |
|        |         | Stride length (m)            | 5.23     | 5.36     | 5.42     | 5.59     | 6.14     | 5.66     | 5.45     | 5.59    | 5.69    | 5.83    | 5.93    | 5.67     |        |
|        |         | Stride duration (s)          | 0.450    | 0.442    | 0.451    | 0.436    | 0.429    | 0.450    | 0.448    | 0.437   | 0.430   | 0.422   | 0.419   | 0.435    |        |
|        |         | Stride efficiency (%)        | 42.76    | 44.87    | 45.86    | 48.90    | 58.87    | 50.10    | 46.46    | 48.88   | 50.60   | 53.13   | 55.04   | 50.26    |        |
|        |         | Stride count                 | 38.23    | 37.33    | 36.92    | 35.75    | 32.58    | 35.32    | 36.68    | 35.76   | 35.15   | 34.30   | 33.70   | 458.47   |        |

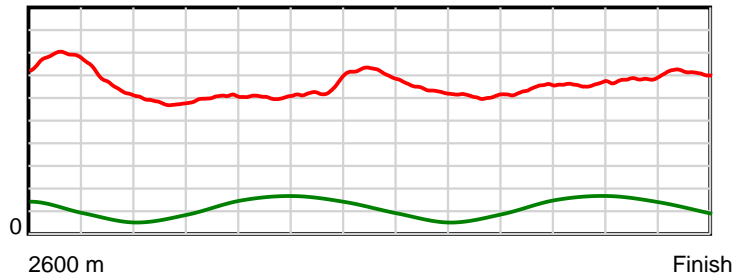
10 m Stride length



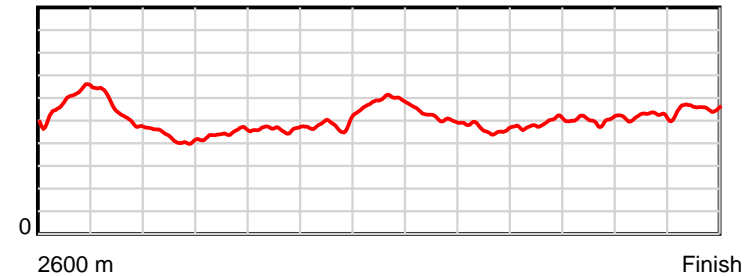
0.6 s Stride duration



20 m/sec Speed



100 % Stride efficiency



Note: Horizontal distance axis grid lines are 200m furlongs.

## Disclaimer.

HRNZ and NZMTC and Thoroughbred Ratings Pty Ltd accepts no responsibility for the completeness or accuracy of any of the information contained herein, and makes no representations about its suitability for any particular purpose. Users should make their own judgements about those matters and/or seek independent advice. You assume all risks associated with use of the data provided on this page.



# Race Results



June 23, 2024, Race 2, KEN TEE MEMORIAL MOBILE PACE, Distance 2600m, Addington - Survey 3200m

| Result | TAB no. | Horse (Barrier)              | 2600 to      | 2400m to     |
|--------|---------|------------------------------|--------------|--------------|
| 7th    | 8       | <b>Rotten Rodden (8)</b>     | <b>2400m</b> | <b>2200m</b> |
|        |         | Position in running (margin) | -            | 5(4.9)       |
|        |         | Sectional time (s)           | 13.35        | 15.85        |
|        |         | Cumulative time (s)          | 200.30       | 186.95       |
|        |         | Speed (m/s)                  | 14.98        | 12.62        |
|        |         | Stride length (m)            | 20.43        | 9.15         |
|        |         | Stride duration (s)          | 1.367        | 0.726        |
|        |         | Stride efficiency (%)        | 652.09       | 130.95       |
|        |         | Stride count                 | 9.79         | 21.85        |

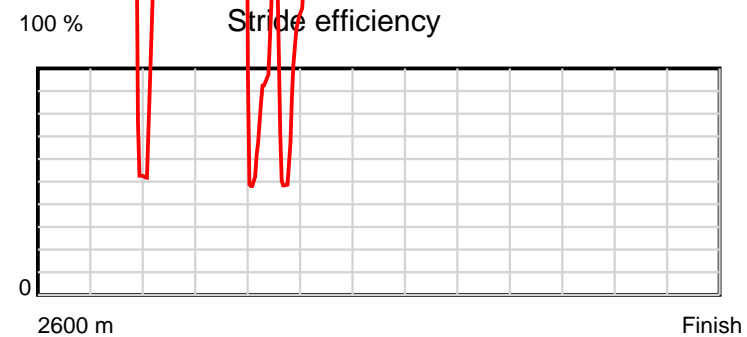
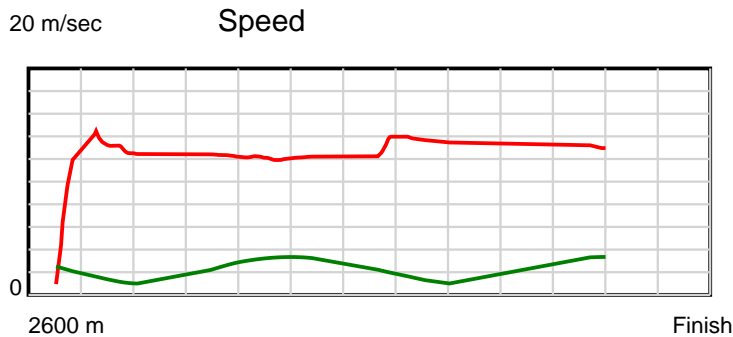
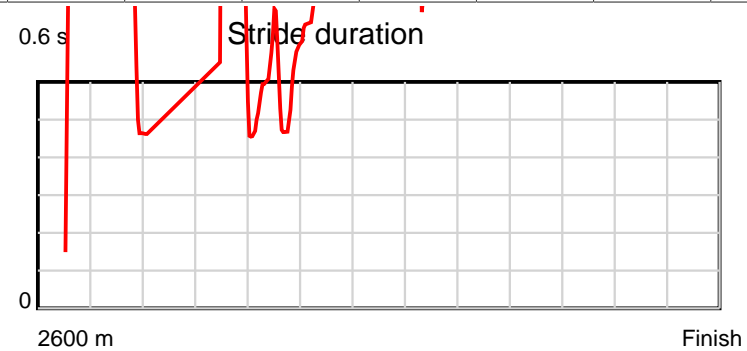
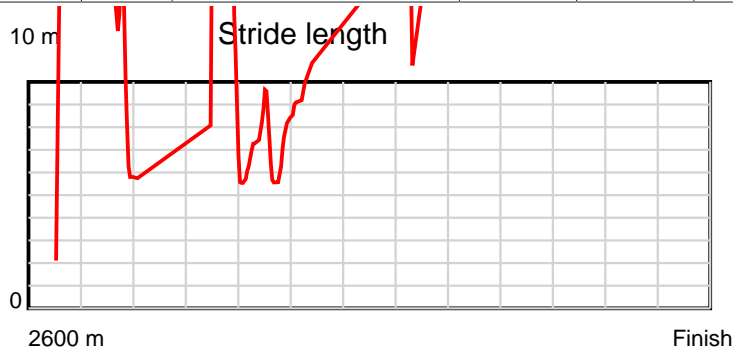
#### Disclaimer.

HRNZ and NZMTC and Thoroughbred Ratings Pty Ltd accepts no responsibility for the completeness or accuracy of any of the information contained herein, and makes no representations about its suitability for any particular purpose. Users should make their own judgements about those matters and/or seek independent advice. You assume all risks associated with use of the data provided on this page.

# Race Results

June 23, 2024, Race 2, KEN TEE MEMORIAL MOBILE PACE, Distance 2600m, Addington - Survey 3200m

| Result | TAB no. | Horse (Barrier)              | 2200m to     | 2000m to     | 1800m to     | 1600m to     | 1400m to     | 1200m to     | 1000m to    | 800m to     | 600m to     | 400m to     | 200m to   | Total or       | Margin |
|--------|---------|------------------------------|--------------|--------------|--------------|--------------|--------------|--------------|-------------|-------------|-------------|-------------|-----------|----------------|--------|
| 7th    | 8       | <b>Rotten Rodden (8)</b>     | <b>2000m</b> | <b>1800m</b> | <b>1600m</b> | <b>1400m</b> | <b>1200m</b> | <b>1000m</b> | <b>800m</b> | <b>600m</b> | <b>400m</b> | <b>200m</b> | <b>WP</b> | <b>Average</b> |        |
|        |         | Position in running (margin) | 5(8.8)       | 2(0.6)       | 2(2.1)       | 3(2.4)       | 3(2.5)       | 3(2.2)       | 3(2.8)      | 3(2.6)      | 3(2.2)      | 5(4.2)      | 6(6.5)    |                | 11.30  |
|        |         | Sectional time (s)           | 15.84        | 16.18        | 16.55        | 15.67        | 13.94        | 15.78        | 16.51       | 15.57       | 15.16       | 14.58       | 15.32     |                |        |
|        |         | Cumulative time (s)          | 171.10       | 155.26       | 139.08       | 122.53       | 106.86       | 92.92        | 77.14       | 60.63       | 45.06       | 29.90       | 15.32     | 3:20.30        |        |
|        |         | Speed (m/s)                  | 12.63        | 12.36        | 12.08        | 12.76        | 14.35        | 12.67        | 12.11       | 12.85       | 13.19       | 13.72       | 13.05     | 12.98          |        |
|        |         | Stride length (m)            | 5.77         | 6.71         | 6.81         | 12.95        | 13.18        | 18.36        | 90.02       | 95.44       | 42.19       | 12.09       | 11.50     | 12.38          |        |
|        |         | Stride duration (s)          | 0.457        | 0.543        | 0.564        | 1.014        | 0.919        | 1.449        | 7.431       | 7.431       | 3.198       | 0.881       | 0.881     | 0.954          |        |
|        |         | Stride efficiency (%)        | 52.08        | 70.28        | 72.45        | 262.05       | 271.56       | 526.60       | 12663.48    | 14234.12    | 2780.99     | 228.43      | 206.69    | 239.63         |        |
|        |         | Stride count                 | 34.64        | 29.82        | 29.37        | 15.44        | 15.17        | 10.89        | 2.22        | 2.10        | 4.74        | 16.54       | 17.39     | 209.96         |        |



Note: Horizontal distance axis grid lines are 200m furlongs.

## Disclaimer.

HRNZ and NZMTC and Thoroughbred Ratings Pty Ltd accepts no responsibility for the completeness or accuracy of any of the information contained herein, and makes no representations about its suitability for any particular purpose. Users should make their own judgements about those matters and/or seek independent advice. You assume all risks associated with use of the data provided on this page.



# Race Results



June 23, 2024, Race 2, KEN TEE MEMORIAL MOBILE PACE, Distance 2600m, Addington - Survey 3200m

| Result | TAB no. | Horse (Barrier)              | 2600 to      | 2400m to     |
|--------|---------|------------------------------|--------------|--------------|
| 8th    | 2       | <b>Bono Brown (2)</b>        | <b>2400m</b> | <b>2200m</b> |
|        |         | Position in running (margin) | -            | 3(3.5)       |
|        |         | Sectional time (s)           | 13.41        | 15.31        |
|        |         | Cumulative time (s)          | 200.33       | 186.92       |
|        |         | Speed (m/s)                  | 14.92        | 13.06        |
|        |         | Stride length (m)            | 6.34         | 5.93         |
|        |         | Stride duration (s)          | 0.417        | 0.454        |
|        |         | Stride efficiency (%)        | 62.79        | 55.04        |
|        |         | Stride count                 | 31.55        | 33.70        |

#### Disclaimer.

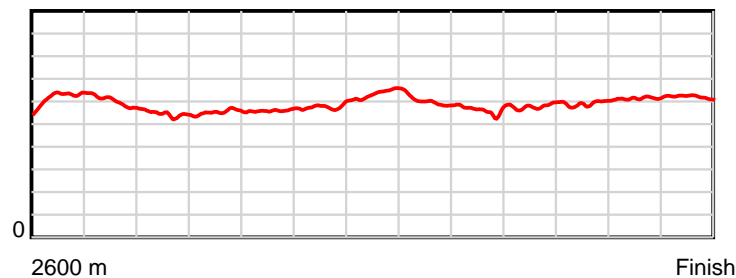
HRNZ and NZMTC and Thoroughbred Ratings Pty Ltd accepts no responsibility for the completeness or accuracy of any of the information contained herein, and makes no representations about its suitability for any particular purpose. Users should make their own judgements about those matters and/or seek independent advice. You assume all risks associated with use of the data provided on this page.

# Race Results

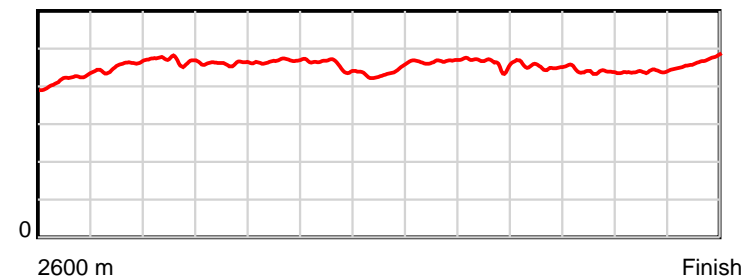
June 23, 2024, Race 2, KEN TEE MEMORIAL MOBILE PACE, Distance 2600m, Addington - Survey 3200m

| Result | TAB no. | Horse (Barrier)              | 2200m to     | 2000m to     | 1800m to     | 1600m to     | 1400m to     | 1200m to     | 1000m to    | 800m to     | 600m to     | 400m to     | 200m to   | Total or       | Margin |
|--------|---------|------------------------------|--------------|--------------|--------------|--------------|--------------|--------------|-------------|-------------|-------------|-------------|-----------|----------------|--------|
| 8th    | 2       | <b>Bono Brown (2)</b>        | <b>2000m</b> | <b>1800m</b> | <b>1600m</b> | <b>1400m</b> | <b>1200m</b> | <b>1000m</b> | <b>800m</b> | <b>600m</b> | <b>400m</b> | <b>200m</b> | <b>WP</b> | <b>Average</b> |        |
|        |         | Position in running (margin) | 3(4.1)       | 5(3.7)       | 8(7.3)       | 8(7.5)       | 9(8.4)       | 8(6.3)       | 7(6.2)      | 6(5.8)      | 8(5.5)      | 8(6.2)      | 8(7.4)    |                | 11.40  |
|        |         | Sectional time (s)           | 17.14        | 16.53        | 16.55        | 15.79        | 13.65        | 15.67        | 16.47       | 15.60       | 14.95       | 14.39       | 14.87     |                |        |
|        |         | Cumulative time (s)          | 171.61       | 154.47       | 137.94       | 121.39       | 105.60       | 91.95        | 76.28       | 59.81       | 44.21       | 29.26       | 14.87     | 3:20.33        |        |
|        |         | Speed (m/s)                  | 11.67        | 12.10        | 12.08        | 12.67        | 14.65        | 12.76        | 12.14       | 12.82       | 13.38       | 13.90       | 13.45     | 12.98          |        |
|        |         | Stride length (m)            | 5.48         | 5.57         | 5.65         | 5.80         | 6.41         | 5.95         | 5.62        | 5.81        | 5.88        | 6.11        | 6.29      | 5.90           |        |
|        |         | Stride duration (s)          | 0.470        | 0.461        | 0.467        | 0.458        | 0.437        | 0.466        | 0.463       | 0.453       | 0.440       | 0.440       | 0.467     | 0.454          |        |
|        |         | Stride efficiency (%)        | 46.94        | 48.51        | 49.82        | 52.48        | 64.12        | 55.39        | 49.44       | 52.75       | 54.11       | 58.36       | 61.78     | 54.34          |        |
|        |         | Stride count                 | 36.49        | 35.90        | 35.42        | 34.51        | 31.22        | 33.59        | 35.56       | 34.42       | 33.99       | 32.73       | 31.81     | 440.89         |        |

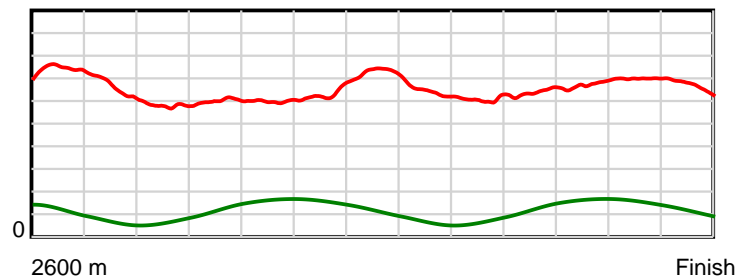
10 m Stride length



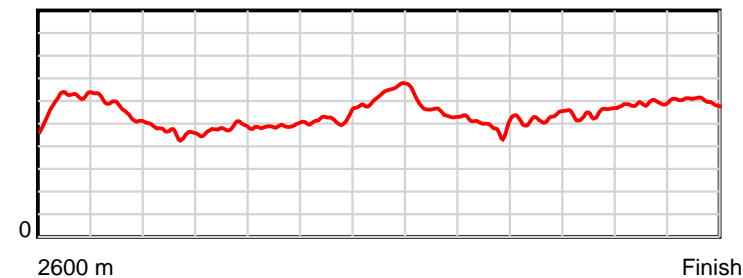
0.6 s Stride duration



20 m/sec Speed



100 % Stride efficiency



Note: Horizontal distance axis grid lines are 200m furlongs.

## Disclaimer.

HRNZ and NZMTC and Thoroughbred Ratings Pty Ltd accepts no responsibility for the completeness or accuracy of any of the information contained herein, and makes no representations about its suitability for any particular purpose. Users should make their own judgements about those matters and/or seek independent advice. You assume all risks associated with use of the data provided on this page.



# Race Results



June 23, 2024, Race 2, KEN TEE MEMORIAL MOBILE PACE, Distance 2600m, Addington - Survey 3200m

| Result | TAB no. | Horse (Barrier)              | 2600 to      | 2400m to     |
|--------|---------|------------------------------|--------------|--------------|
| 9th    | 5       | <b>Hilda Maud (5)</b>        | <b>2400m</b> | <b>2200m</b> |
|        |         | Position in running (margin) | -            | 8(7.4)       |
|        |         | Sectional time (s)           | 13.99        | 16.86        |
|        |         | Cumulative time (s)          | 206.39       | 192.40       |
|        |         | Speed (m/s)                  | 14.30        | 11.86        |
|        |         | Stride length (m)            | 5.74         | 5.00         |
|        |         | Stride duration (s)          | 0.397        | 0.421        |
|        |         | Stride efficiency (%)        | 51.52        | 39.03        |
|        |         | Stride count                 | 34.83        | 40.02        |

#### Disclaimer.

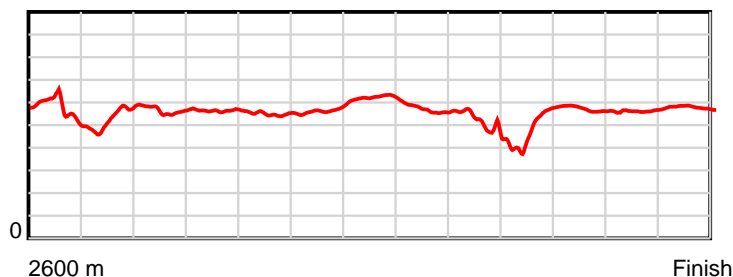
HRNZ and NZMTC and Thoroughbred Ratings Pty Ltd accepts no responsibility for the completeness or accuracy of any of the information contained herein, and makes no representations about its suitability for any particular purpose. Users should make their own judgements about those matters and/or seek independent advice. You assume all risks associated with use of the data provided on this page.

# Race Results

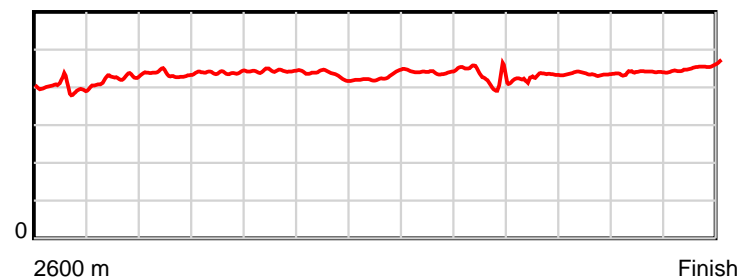
June 23, 2024, Race 2, KEN TEE MEMORIAL MOBILE PACE, Distance 2600m, Addington - Survey 3200m

| Result | TAB no. | Horse (Barrier)              | 2200m to     | 2000m to     | 1800m to     | 1600m to     | 1400m to     | 1200m to     | 1000m to    | 800m to     | 600m to     | 400m to     | 200m to   | Total or       | Margin |
|--------|---------|------------------------------|--------------|--------------|--------------|--------------|--------------|--------------|-------------|-------------|-------------|-------------|-----------|----------------|--------|
| 9th    | 5       | <b>Hilda Maud (5)</b>        | <b>2000m</b> | <b>1800m</b> | <b>1600m</b> | <b>1400m</b> | <b>1200m</b> | <b>1000m</b> | <b>800m</b> | <b>600m</b> | <b>400m</b> | <b>200m</b> | <b>WP</b> | <b>Average</b> |        |
|        |         | Position in running (margin) | 9(17.3)      | 9(8.8)       | 7(6.7)       | 7(6.2)       | 6(5.0)       | 6(4.0)       | 6(5.0)      | 9(12.5)     | 9(26.0)     | 9(29.7)     | 9(38.5)   |                | 44.20  |
|        |         | Sectional time (s)           | 15.78        | 15.59        | 16.41        | 15.46        | 13.84        | 15.83        | 17.81       | 17.88       | 15.44       | 15.66       | 15.84     |                |        |
|        |         | Cumulative time (s)          | 175.54       | 159.76       | 144.17       | 127.76       | 112.30       | 98.46        | 82.63       | 64.82       | 46.94       | 31.50       | 15.84     | 3:26.39        |        |
|        |         | Speed (m/s)                  | 12.67        | 12.83        | 12.19        | 12.94        | 14.45        | 12.63        | 11.23       | 11.19       | 12.95       | 12.77       | 12.63     | 12.60          |        |
|        |         | Stride length (m)            | 5.52         | 5.64         | 5.41         | 5.60         | 6.21         | 5.57         | 4.79        | 4.77        | 5.65        | 5.61        | 5.75      | 5.45           |        |
|        |         | Stride duration (s)          | 0.435        | 0.440        | 0.444        | 0.433        | 0.430        | 0.441        | 0.426       | 0.427       | 0.436       | 0.439       | 0.455     | 0.433          |        |
|        |         | Stride efficiency (%)        | 47.54        | 49.70        | 45.67        | 49.07        | 60.24        | 48.55        | 35.80       | 35.61       | 49.83       | 49.12       | 51.65     | 46.45          |        |
|        |         | Stride count                 | 36.26        | 35.46        | 36.99        | 35.69        | 32.21        | 35.88        | 41.78       | 41.90       | 35.42       | 35.67       | 34.79     | 476.90         |        |

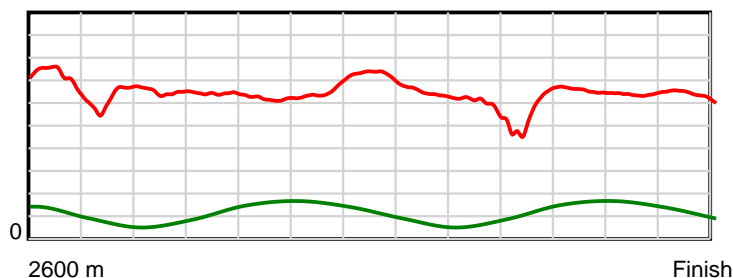
10 m Stride length



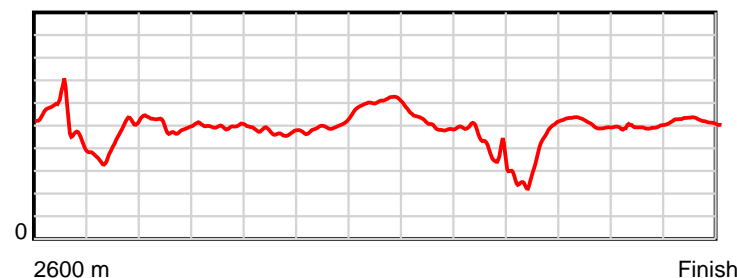
0.6 s Stride duration



20 m/sec Speed



100 % Stride efficiency



Note: Horizontal distance axis grid lines are 200m furlongs.

**Disclaimer.**

HRNZ and NZMTC and Thoroughbred Ratings Pty Ltd accepts no responsibility for the completeness or accuracy of any of the information contained herein, and makes no representations about its suitability for any particular purpose. Users should make their own judgements about those matters and/or seek independent advice. You assume all risks associated with use of the data provided on this page.



# Race Results



June 23, 2024, Race 3, TYRON EROS 'GROUP 1 WINNER' TROT, Distance 2600m, Addington - Survey 3200m

| Result | TAB no. | Horse (Barrier)              | 2600 to | 2400m to |
|--------|---------|------------------------------|---------|----------|
| 1st    | 7       | One El (8)                   | 2400m   | 2200m    |
|        |         | Position in running (margin) | -       | 2(5.1)   |
|        |         | Sectional time (s)           | 16.53   | 14.56    |
|        |         | Cumulative time (s)          | 200.11  | 183.58   |
|        |         | Speed (m/s)                  | 12.10   | 13.74    |
|        |         | Stride length (m)            | 5.73    | 6.38     |
|        |         | Stride duration (s)          | 0.461   | 0.465    |
|        |         | Stride efficiency (%)        | 51.23   | 63.68    |
|        |         | Stride count                 | 34.93   | 31.33    |

#### Disclaimer.

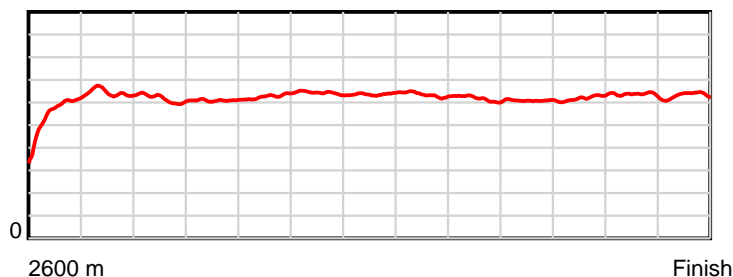
HRNZ and NZMTC and Thoroughbred Ratings Pty Ltd accepts no responsibility for the completeness or accuracy of any of the information contained herein, and makes no representations about its suitability for any particular purpose. Users should make their own judgements about those matters and/or seek independent advice. You assume all risks associated with use of the data provided on this page.

# Race Results

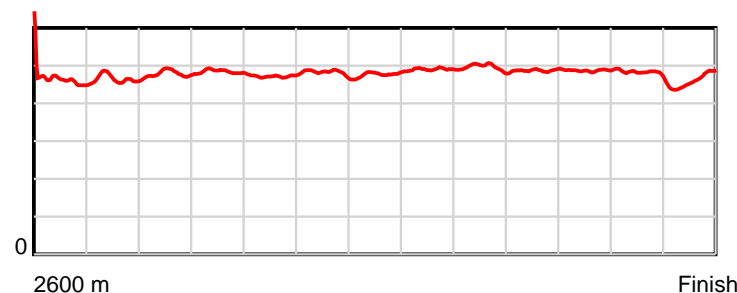
June 23, 2024, Race 3, TYRON EROS 'GROUP 1 WINNER' TROT, Distance 2600m, Addington - Survey 3200m

| Result | TAB no. | Horse (Barrier)              | 2200m to | 2000m to | 1800m to | 1600m to | 1400m to | 1200m to | 1000m to | 800m to | 600m to | 400m to | 200m to | Total or | Margin |
|--------|---------|------------------------------|----------|----------|----------|----------|----------|----------|----------|---------|---------|---------|---------|----------|--------|
| 1st    | 7       | One Ei (8)                   | 2000m    | 1800m    | 1600m    | 1400m    | 1200m    | 1000m    | 800m     | 600m    | 400m    | 200m    | WP      | Average  |        |
|        |         | Position in running (margin) | 2(4.7)   | 2(2.7)   | 2(2.0)   | 3(2.2)   | 3(2.1)   | 2(2.4)   | 2(2.1)   | 2(1.9)  | 2(1.9)  | 3(1.9)  | 3(1.4)  |          | 0.00   |
|        |         | Sectional time (s)           | 15.74    | 15.75    | 15.05    | 14.69    | 14.85    | 15.42    | 16.29    | 15.92   | 15.76   | 14.89   | 14.66   |          |        |
|        |         | Cumulative time (s)          | 169.02   | 153.28   | 137.53   | 122.48   | 107.79   | 92.94    | 77.52    | 61.23   | 45.31   | 29.55   | 14.66   | 3:20.11  |        |
|        |         | Speed (m/s)                  | 12.71    | 12.70    | 13.29    | 13.61    | 13.47    | 12.97    | 12.28    | 12.56   | 12.69   | 13.43   | 13.64   | 12.99    |        |
|        |         | Stride length (m)            | 6.08     | 6.15     | 6.27     | 6.56     | 6.43     | 6.36     | 6.08     | 6.12    | 6.18    | 6.45    | 6.31    | 6.23     |        |
|        |         | Stride duration (s)          | 0.479    | 0.484    | 0.472    | 0.482    | 0.477    | 0.490    | 0.495    | 0.488   | 0.487   | 0.480   | 0.463   | 0.480    |        |
|        |         | Stride efficiency (%)        | 57.85    | 59.02    | 61.47    | 67.23    | 64.60    | 63.15    | 57.75    | 58.62   | 59.75   | 65.02   | 62.32   | 60.69    |        |
|        |         | Stride count                 | 32.87    | 32.54    | 31.89    | 30.49    | 31.11    | 31.46    | 32.90    | 32.66   | 32.35   | 31.01   | 31.67   | 417.21   |        |

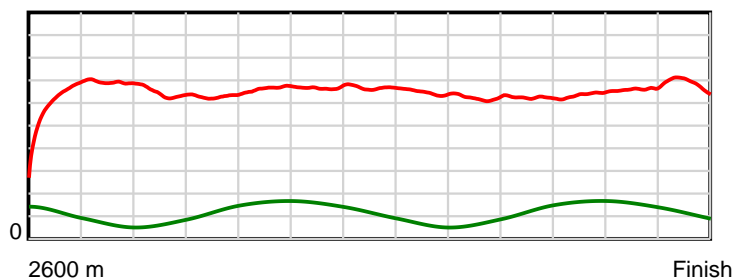
10 m Stride length



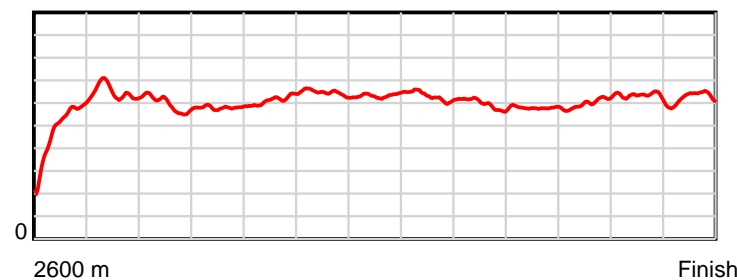
0.6 s Stride duration



20 m/sec Speed



100 % Stride efficiency



Note: Horizontal distance axis grid lines are 200m furlongs.

## Disclaimer.

HRNZ and NZMTC and Thoroughbred Ratings Pty Ltd accepts no responsibility for the completeness or accuracy of any of the information contained herein, and makes no representations about its suitability for any particular purpose. Users should make their own judgements about those matters and/or seek independent advice. You assume all risks associated with use of the data provided on this page.



# Race Results



June 23, 2024, Race 3, TYRON EROS 'GROUP 1 WINNER' TROT, Distance 2600m, Addington - Survey 3200m

| Result | TAB no. | Horse (Barrier)              | 2600 to      | 2400m to     |
|--------|---------|------------------------------|--------------|--------------|
| 2nd    | 6       | <b>Elizabeth Hill (7)</b>    | <b>2400m</b> | <b>2200m</b> |
|        |         | Position in running (margin) | -            | 1(0.0)       |
|        |         | Sectional time (s)           | 15.72        | 14.62        |
|        |         | Cumulative time (s)          | 200.24       | 184.52       |
|        |         | Speed (m/s)                  | 12.72        | 13.68        |
|        |         | Stride length (m)            | 5.70         | 6.15         |
|        |         | Stride duration (s)          | 0.445        | 0.450        |
|        |         | Stride efficiency (%)        | 50.85        | 59.10        |
|        |         | Stride count                 | 35.06        | 32.52        |

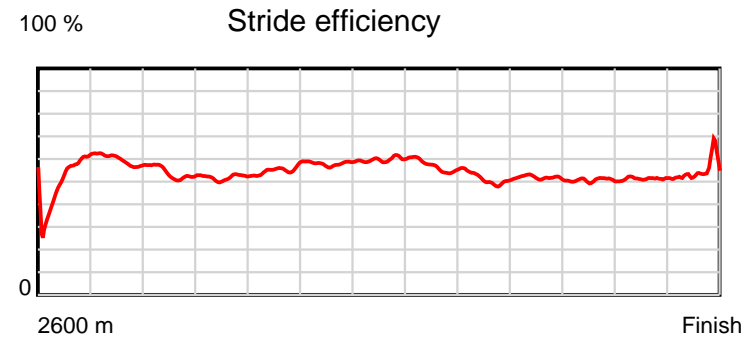
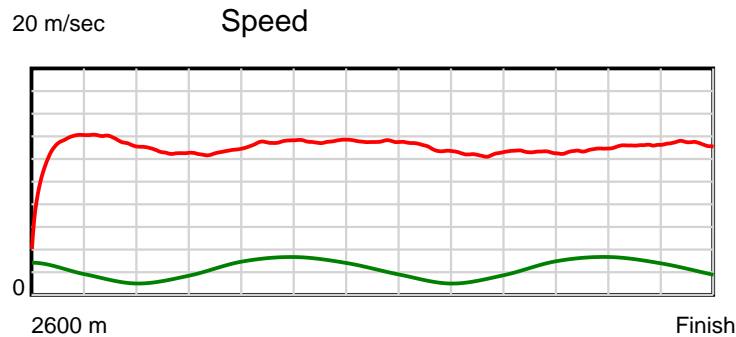
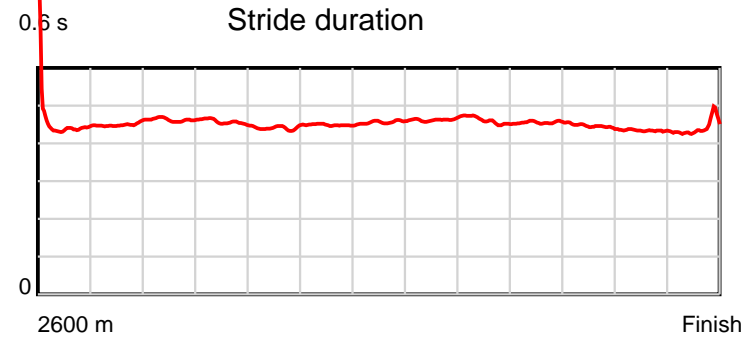
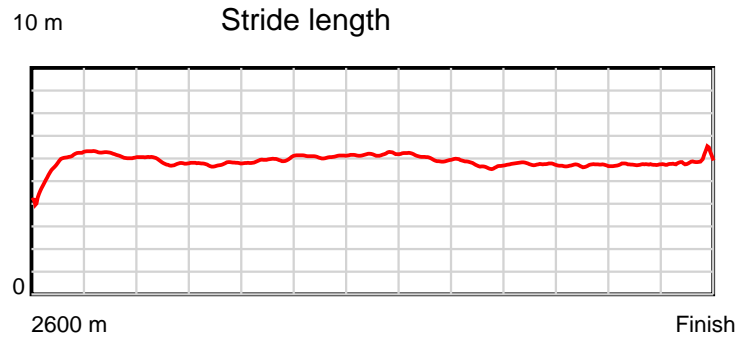
#### Disclaimer.

HRNZ and NZMTC and Thoroughbred Ratings Pty Ltd accepts no responsibility for the completeness or accuracy of any of the information contained herein, and makes no representations about its suitability for any particular purpose. Users should make their own judgements about those matters and/or seek independent advice. You assume all risks associated with use of the data provided on this page.

# Race Results

June 23, 2024, Race 3, TYRON EROS 'GROUP 1 WINNER' TROT, Distance 2600m, Addington - Survey 3200m

| Result | TAB no. | Horse (Barrier)              | 2200m to | 2000m to | 1800m to | 1600m to | 1400m to | 1200m to | 1000m to | 800m to | 600m to | 400m to | 200m to | Total or | Margin |
|--------|---------|------------------------------|----------|----------|----------|----------|----------|----------|----------|---------|---------|---------|---------|----------|--------|
| 2nd    | 6       | Elizabeth Hill (7)           | 2000m    | 1800m    | 1600m    | 1400m    | 1200m    | 1000m    | 800m     | 600m    | 400m    | 200m    | WP      | Average  |        |
|        |         | Position in running (margin) | 1(0.0)   | 1(0.0)   | 1(0.0)   | 1(0.0)   | 1(0.0)   | 1(0.0)   | 1(0.0)   | 1(0.0)  | 1(0.0)  | 1(0.0)  | 2(0.1)  |          | 0.70   |
|        |         | Sectional time (s)           | 16.08    | 15.87    | 15.02    | 14.70    | 14.79    | 15.48    | 16.32    | 15.92   | 15.76   | 14.99   | 14.97   |          |        |
|        |         | Cumulative time (s)          | 169.90   | 153.82   | 137.95   | 122.93   | 108.23   | 93.44    | 77.96    | 61.64   | 45.72   | 29.96   | 14.97   | 3:20.24  |        |
|        |         | Speed (m/s)                  | 12.44    | 12.60    | 13.32    | 13.61    | 13.52    | 12.92    | 12.25    | 12.56   | 12.69   | 13.34   | 13.36   | 12.98    |        |
|        |         | Stride length (m)            | 5.75     | 5.76     | 5.88     | 6.10     | 6.17     | 5.98     | 5.64     | 5.72    | 5.65    | 5.79    | 5.87    | 5.85     |        |
|        |         | Stride duration (s)          | 0.462    | 0.457    | 0.441    | 0.449    | 0.456    | 0.463    | 0.460    | 0.455   | 0.445   | 0.434   | 0.439   | 0.451    |        |
|        |         | Stride efficiency (%)        | 51.72    | 51.78    | 53.94    | 58.18    | 59.49    | 55.88    | 49.73    | 51.16   | 49.91   | 52.40   | 53.82   | 53.54    |        |
|        |         | Stride count                 | 34.76    | 34.74    | 34.04    | 32.78    | 32.41    | 33.45    | 35.45    | 34.95   | 35.39   | 34.54   | 34.08   | 444.17   |        |



Note: Horizontal distance axis grid lines are 200m furlongs.

#### Disclaimer.

HRNZ and NZMTC and Thoroughbred Ratings Pty Ltd accepts no responsibility for the completeness or accuracy of any of the information contained herein, and makes no representations about its suitability for any particular purpose. Users should make their own judgements about those matters and/or seek independent advice. You assume all risks associated with use of the data provided on this page.



# Race Results



June 23, 2024, Race 3, TYRON EROS 'GROUP 1 WINNER' TROT, Distance 2600m, Addington - Survey 3200m

| Result | TAB no. | Horse (Barrier)              | 2600 to      | 2400m to     |
|--------|---------|------------------------------|--------------|--------------|
| 3rd    | 8       | <b>Waihemo Hannah (0)</b>    | <b>2400m</b> | <b>2200m</b> |
|        |         | Position in running (margin) | -            | 6(10.1)      |
|        |         | Sectional time (s)           | 17.60        | 15.62        |
|        |         | Cumulative time (s)          | 200.30       | 182.70       |
|        |         | Speed (m/s)                  | 11.36        | 12.80        |
|        |         | Stride length (m)            | 5.82         | 5.97         |
|        |         | Stride duration (s)          | 0.468        | 0.466        |
|        |         | Stride efficiency (%)        | 52.86        | 55.72        |
|        |         | Stride count                 | 34.39        | 33.49        |

#### Disclaimer.

HRNZ and NZMTC and Thoroughbred Ratings Pty Ltd accepts no responsibility for the completeness or accuracy of any of the information contained herein, and makes no representations about its suitability for any particular purpose. Users should make their own judgements about those matters and/or seek independent advice. You assume all risks associated with use of the data provided on this page.

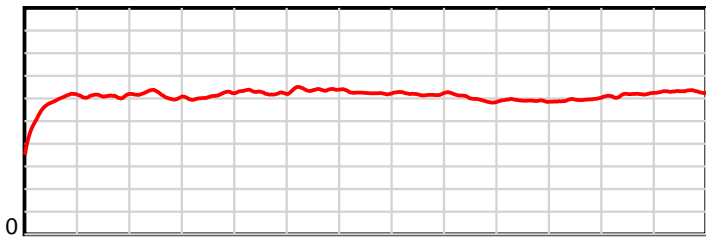
# Race Results

June 23, 2024, Race 3, TYRON EROS 'GROUP 1 WINNER' TROT, Distance 2600m, Addington - Survey 3200m

| Result | TAB no. | Horse (Barrier)              | 2200m to     | 2000m to     | 1800m to     | 1600m to     | 1400m to     | 1200m to     | 1000m to    | 800m to     | 600m to     | 400m to     | 200m to   | Total or       | Margin |
|--------|---------|------------------------------|--------------|--------------|--------------|--------------|--------------|--------------|-------------|-------------|-------------|-------------|-----------|----------------|--------|
| 3rd    | 8       | <b>Waihemo Hannah (0)</b>    | <b>2000m</b> | <b>1800m</b> | <b>1600m</b> | <b>1400m</b> | <b>1200m</b> | <b>1000m</b> | <b>800m</b> | <b>600m</b> | <b>400m</b> | <b>200m</b> | <b>WP</b> | <b>Average</b> |        |
|        |         | Position in running (margin) | 6(16.1)      | 6(12.9)      | 5(6.1)       | 4(3.6)       | 4(3.3)       | 5(4.8)       | 5(4.6)      | 5(4.2)      | 4(3.6)      | 4(3.3)      | 4(1.4)    |                | 1.10   |
|        |         | Sectional time (s)           | 15.55        | 14.73        | 14.61        | 14.65        | 15.04        | 15.45        | 16.25       | 15.82       | 15.72       | 14.65       | 14.61     |                |        |
|        |         | Cumulative time (s)          | 167.08       | 151.53       | 136.80       | 122.19       | 107.54       | 92.50        | 77.05       | 60.80       | 44.98       | 29.26       | 14.61     | 3:20.30        |        |
|        |         | Speed (m/s)                  | 12.86        | 13.58        | 13.69        | 13.65        | 13.30        | 12.94        | 12.31       | 12.64       | 12.72       | 13.65       | 13.69     | 12.98          |        |
|        |         | Stride length (m)            | 6.00         | 6.15         | 6.13         | 6.37         | 6.26         | 6.12         | 5.83        | 5.93        | 5.90        | 6.20        | 6.34      | 6.07           |        |
|        |         | Stride duration (s)          | 0.467        | 0.453        | 0.448        | 0.467        | 0.471        | 0.472        | 0.474       | 0.469       | 0.463       | 0.454       | 0.463     | 0.468          |        |
|        |         | Stride efficiency (%)        | 56.33        | 59.02        | 58.76        | 63.47        | 61.24        | 58.44        | 53.13       | 55.02       | 54.35       | 60.02       | 62.79     | 57.63          |        |
|        |         | Stride count                 | 33.31        | 32.54        | 32.61        | 31.38        | 31.95        | 32.71        | 34.30       | 33.71       | 33.91       | 32.27       | 31.55     | 428.12         |        |

10 m

Stride length

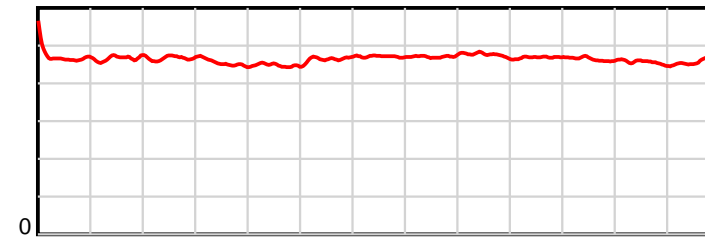


2600 m

Finish

0.6 s

Stride duration

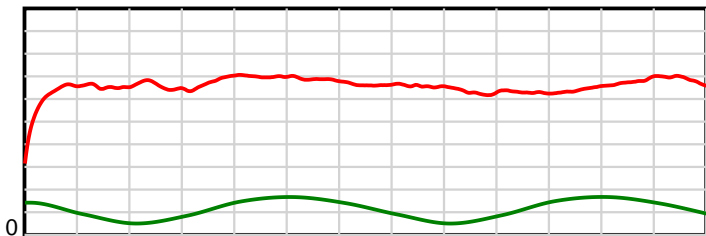


2600 m

Finish

20 m/sec

Speed

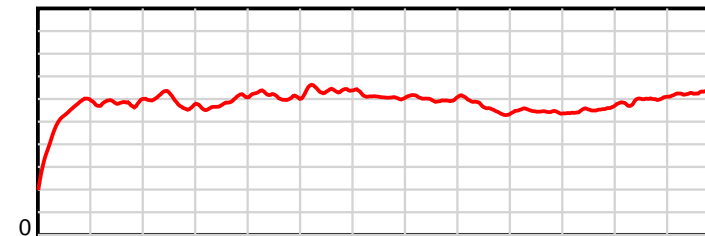


2600 m

Finish

100 %

Stride efficiency



2600 m

Finish

Note: Horizontal distance axis grid lines are 200m furlongs.

**Disclaimer.**

HRNZ and NZMTC and Thoroughbred Ratings Pty Ltd accepts no responsibility for the completeness or accuracy of any of the information contained herein, and makes no representations about its suitability for any particular purpose. Users should make their own judgements about those matters and/or seek independent advice. You assume all risks associated with use of the data provided on this page.



# Race Results



June 23, 2024, Race 3, TYRON EROS 'GROUP 1 WINNER' TROT, Distance 2600m, Addington - Survey 3200m

| Result | TAB no. | Horse (Barrier)              | 2600 to | 2400m to |
|--------|---------|------------------------------|---------|----------|
| 4th    | 2       | Crown The Mome... (3)        | 2400m   | 2200m    |
|        |         | Position in running (margin) | -       | 3(5.7)   |
|        |         | Sectional time (s)           | 16.70   | 15.06    |
|        |         | Cumulative time (s)          | 200.47  | 183.77   |
|        |         | Speed (m/s)                  | 11.97   | 13.28    |
|        |         | Stride length (m)            | 5.40    | 6.05     |
|        |         | Stride duration (s)          | 0.440   | 0.456    |
|        |         | Stride efficiency (%)        | 45.56   | 57.24    |
|        |         | Stride count                 | 37.04   | 33.05    |

#### Disclaimer.

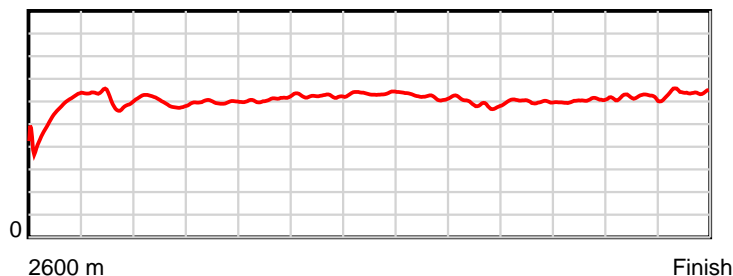
HRNZ and NZMTC and Thoroughbred Ratings Pty Ltd accepts no responsibility for the completeness or accuracy of any of the information contained herein, and makes no representations about its suitability for any particular purpose. Users should make their own judgements about those matters and/or seek independent advice. You assume all risks associated with use of the data provided on this page.

# Race Results

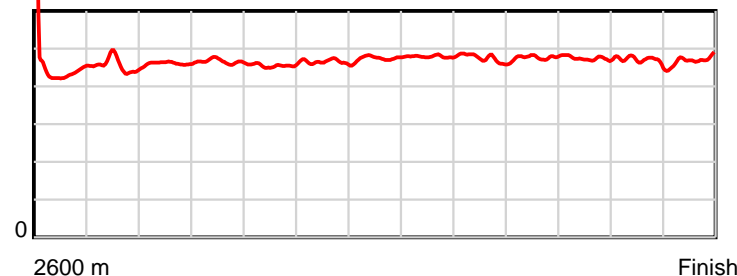
June 23, 2024, Race 3, TYRON EROS 'GROUP 1 WINNER' TROT, Distance 2600m, Addington - Survey 3200m

| Result | TAB no. | Horse (Barrier)              | 2200m to     | 2000m to     | 1800m to     | 1600m to     | 1400m to     | 1200m to     | 1000m to    | 800m to     | 600m to     | 400m to     | 200m to   | Total or       | Margin |
|--------|---------|------------------------------|--------------|--------------|--------------|--------------|--------------|--------------|-------------|-------------|-------------|-------------|-----------|----------------|--------|
| 4th    | 2       | <b>Crown The Mome... (3)</b> | <b>2000m</b> | <b>1800m</b> | <b>1600m</b> | <b>1400m</b> | <b>1200m</b> | <b>1000m</b> | <b>800m</b> | <b>600m</b> | <b>400m</b> | <b>200m</b> | <b>WP</b> | <b>Average</b> |        |
|        |         | Position in running (margin) | 3(8.3)       | 3(5.8)       | 4(4.2)       | 5(4.0)       | 5(3.4)       | 4(4.1)       | 4(3.7)      | 4(4.1)      | 5(4.0)      | 5(3.4)      | 6(2.8)    |                | 2.00   |
|        |         | Sectional time (s)           | 15.67        | 15.61        | 14.99        | 14.60        | 14.90        | 15.41        | 16.39       | 15.90       | 15.66       | 14.86       | 14.72     |                |        |
|        |         | Cumulative time (s)          | 168.71       | 153.04       | 137.43       | 122.44       | 107.84       | 92.94        | 77.53       | 61.14       | 45.24       | 29.58       | 14.72     | 3:20.47        |        |
|        |         | Speed (m/s)                  | 12.76        | 12.81        | 13.34        | 13.70        | 13.42        | 12.98        | 12.20       | 12.58       | 12.77       | 13.46       | 13.59     | 12.97          |        |
|        |         | Stride length (m)            | 5.89         | 5.97         | 6.08         | 6.36         | 6.37         | 6.22         | 5.79        | 6.00        | 6.06        | 6.30        | 6.41      | 6.06           |        |
|        |         | Stride duration (s)          | 0.461        | 0.466        | 0.456        | 0.465        | 0.475        | 0.479        | 0.474       | 0.478       | 0.474       | 0.468       | 0.472     | 0.467          |        |
|        |         | Stride efficiency (%)        | 54.13        | 55.71        | 57.70        | 63.26        | 63.50        | 60.37        | 52.32       | 56.35       | 57.30       | 62.07       | 64.24     | 57.32          |        |
|        |         | Stride count                 | 33.98        | 33.50        | 32.91        | 31.43        | 31.37        | 32.18        | 34.56       | 33.31       | 33.03       | 31.73       | 31.19     | 429.28         |        |

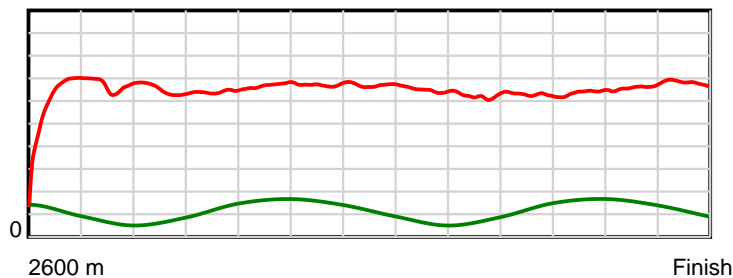
10 m Stride length



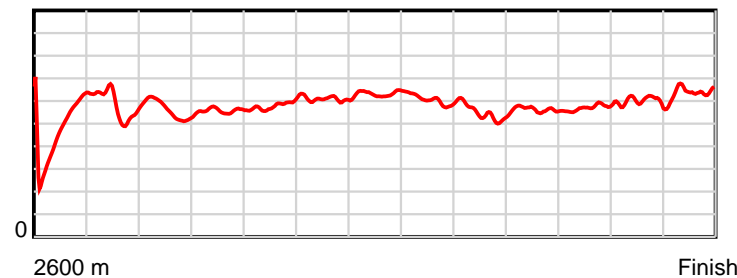
0.6 s Stride duration



20 m/sec Speed



100 % Stride efficiency



Note: Horizontal distance axis grid lines are 200m furlongs.

## Disclaimer.

HRNZ and NZMTC and Thoroughbred Ratings Pty Ltd accepts no responsibility for the completeness or accuracy of any of the information contained herein, and makes no representations about its suitability for any particular purpose. Users should make their own judgements about those matters and/or seek independent advice. You assume all risks associated with use of the data provided on this page.



# Race Results



June 23, 2024, Race 3, TYRON EROS 'GROUP 1 WINNER' TROT, Distance 2600m, Addington - Survey 3200m

| Result | TAB no. | Horse (Barrier)              | 2600 to      | 2400m to     |
|--------|---------|------------------------------|--------------|--------------|
| 5th    | 9       | <b>Fight For Free... (1)</b> | <b>2400m</b> | <b>2200m</b> |
|        |         | Position in running (margin) | -            | 5(7.9)       |
|        |         | Sectional time (s)           | 17.27        | 15.47        |
|        |         | Cumulative time (s)          | 200.50       | 183.23       |
|        |         | Speed (m/s)                  | 11.58        | 12.93        |
|        |         | Stride length (m)            | 5.79         | 5.98         |
|        |         | Stride duration (s)          | 0.461        | 0.463        |
|        |         | Stride efficiency (%)        | 52.37        | 55.91        |
|        |         | Stride count                 | 34.55        | 33.44        |

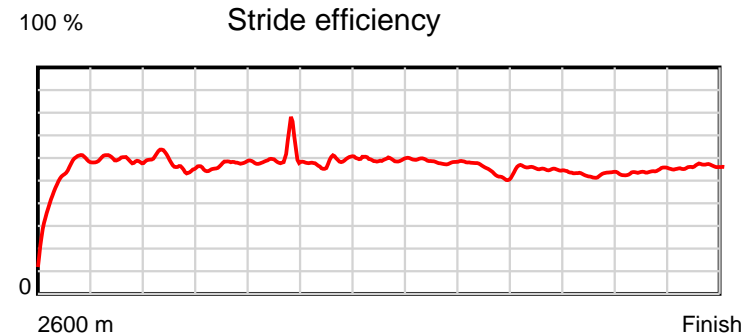
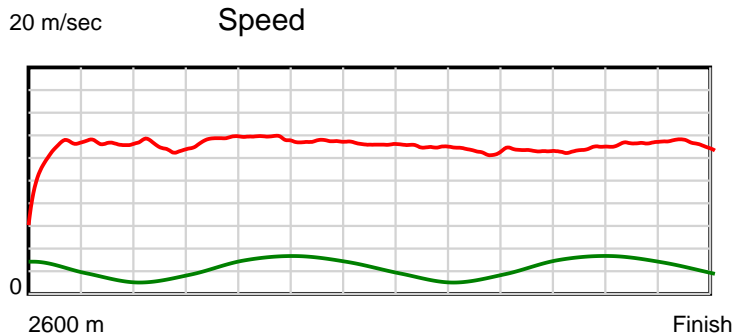
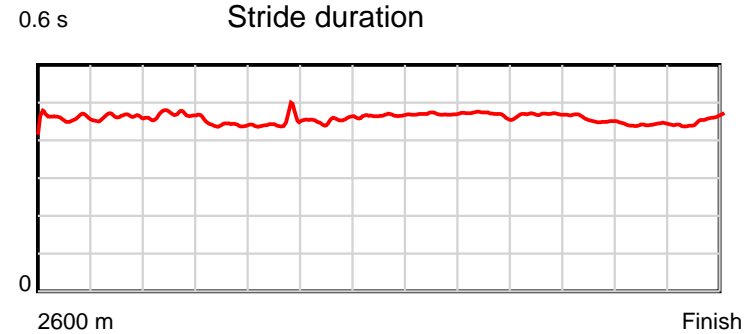
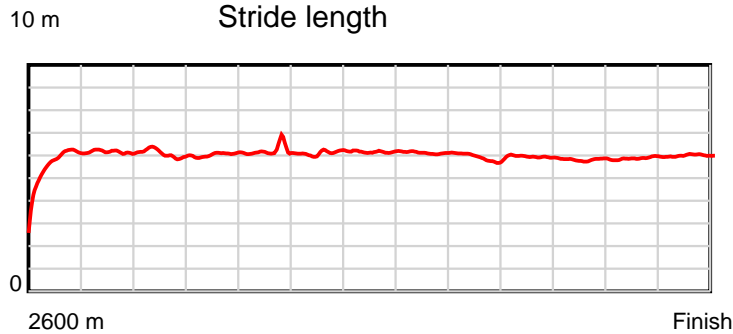
#### Disclaimer.

HRNZ and NZMTC and Thoroughbred Ratings Pty Ltd accepts no responsibility for the completeness or accuracy of any of the information contained herein, and makes no representations about its suitability for any particular purpose. Users should make their own judgements about those matters and/or seek independent advice. You assume all risks associated with use of the data provided on this page.

# Race Results

June 23, 2024, Race 3, TYRON EROS 'GROUP 1 WINNER' TROT, Distance 2600m, Addington - Survey 3200m

| Result | TAB no. | Horse (Barrier)              | 2200m to     | 2000m to     | 1800m to     | 1600m to     | 1400m to     | 1200m to     | 1000m to    | 800m to     | 600m to     | 400m to     | 200m to   | Total or       | Margin |
|--------|---------|------------------------------|--------------|--------------|--------------|--------------|--------------|--------------|-------------|-------------|-------------|-------------|-----------|----------------|--------|
| 5th    | 9       | <b>Fight For Free... (1)</b> | <b>2000m</b> | <b>1800m</b> | <b>1600m</b> | <b>1400m</b> | <b>1200m</b> | <b>1000m</b> | <b>800m</b> | <b>600m</b> | <b>400m</b> | <b>200m</b> | <b>WP</b> | <b>Average</b> |        |
|        |         | Position in running (margin) | 5(13.0)      | 5(11.1)      | 3(3.3)       | 2(1.2)       | 2(1.0)       | 3(2.5)       | 3(2.7)      | 3(2.7)      | 3(2.1)      | 2(1.2)      | 1(0.0)    |                | 2.20   |
|        |         | Sectional time (s)           | 15.77        | 14.57        | 14.66        | 14.67        | 15.05        | 15.51        | 16.31       | 15.82       | 15.61       | 14.77       | 15.02     |                |        |
|        |         | Cumulative time (s)          | 167.76       | 151.99       | 137.42       | 122.76       | 108.09       | 93.04        | 77.53       | 61.22       | 45.40       | 29.79       | 15.02     | 3:20.50        |        |
|        |         | Speed (m/s)                  | 12.68        | 13.73        | 13.64        | 13.63        | 13.29        | 12.89        | 12.26       | 12.64       | 12.81       | 13.54       | 13.32     | 12.97          |        |
|        |         | Stride length (m)            | 5.94         | 6.07         | 6.09         | 6.19         | 6.18         | 6.06         | 5.74        | 5.93        | 5.82        | 5.98        | 6.03      | 5.98           |        |
|        |         | Stride duration (s)          | 0.469        | 0.443        | 0.447        | 0.454        | 0.465        | 0.470        | 0.468       | 0.469       | 0.454       | 0.442       | 0.453     | 0.461          |        |
|        |         | Stride efficiency (%)        | 55.17        | 57.63        | 58.05        | 59.83        | 59.74        | 57.40        | 51.44       | 55.00       | 52.93       | 55.84       | 56.90     | 55.93          |        |
|        |         | Stride count                 | 33.66        | 32.93        | 32.81        | 32.32        | 32.35        | 33.00        | 34.86       | 33.71       | 34.36       | 33.46       | 33.14     | 434.59         |        |



Note: Horizontal distance axis grid lines are 200m furlongs.

**Disclaimer.**

HRNZ and NZMTC and Thoroughbred Ratings Pty Ltd accepts no responsibility for the completeness or accuracy of any of the information contained herein, and makes no representations about its suitability for any particular purpose. Users should make their own judgements about those matters and/or seek independent advice. You assume all risks associated with use of the data provided on this page.



# Race Results



June 23, 2024, Race 3, TYRON EROS 'GROUP 1 WINNER' TROT, Distance 2600m, Addington - Survey 3200m

| Result | TAB no. | Horse (Barrier)              | 2600 to      | 2400m to     |
|--------|---------|------------------------------|--------------|--------------|
| 6th    | 3       | <b>Bullit Train (4)</b>      | <b>2400m</b> | <b>2200m</b> |
|        |         | Position in running (margin) | -            | 4(7.2)       |
|        |         | Sectional time (s)           | 16.93        | 15.07        |
|        |         | Cumulative time (s)          | 200.97       | 184.04       |
|        |         | Speed (m/s)                  | 11.81        | 13.27        |
|        |         | Stride length (m)            | 5.24         | 6.04         |
|        |         | Stride duration (s)          | 0.440        | 0.455        |
|        |         | Stride efficiency (%)        | 42.94        | 56.94        |
|        |         | Stride count                 | 38.15        | 33.13        |

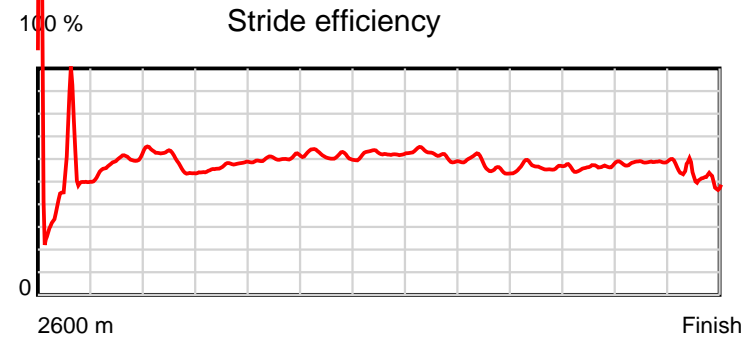
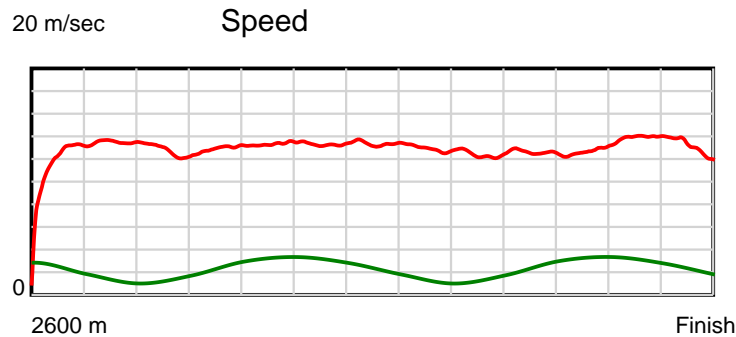
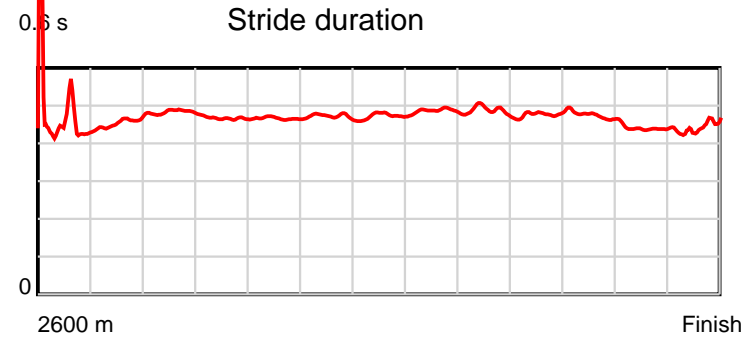
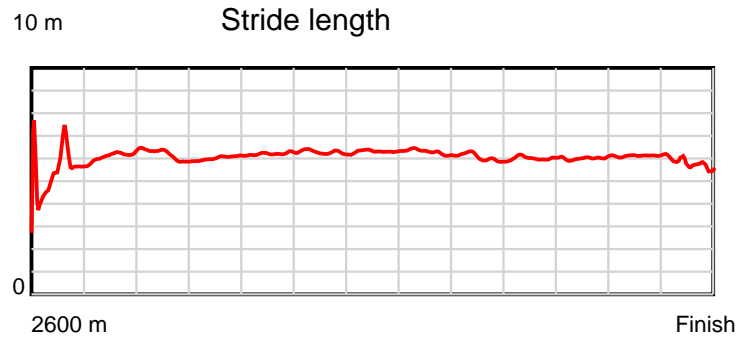
#### Disclaimer.

HRNZ and NZMTC and Thoroughbred Ratings Pty Ltd accepts no responsibility for the completeness or accuracy of any of the information contained herein, and makes no representations about its suitability for any particular purpose. Users should make their own judgements about those matters and/or seek independent advice. You assume all risks associated with use of the data provided on this page.

# Race Results

June 23, 2024, Race 3, TYRON EROS 'GROUP 1 WINNER' TROT, Distance 2600m, Addington - Survey 3200m

| Result | TAB no. | Horse (Barrier)              | 2200m to     | 2000m to     | 1800m to     | 1600m to     | 1400m to     | 1200m to     | 1000m to    | 800m to     | 600m to     | 400m to     | 200m to   | Total or       | Margin |
|--------|---------|------------------------------|--------------|--------------|--------------|--------------|--------------|--------------|-------------|-------------|-------------|-------------|-----------|----------------|--------|
| 6th    | 3       | <b>Bullit Train (4)</b>      | <b>2000m</b> | <b>1800m</b> | <b>1600m</b> | <b>1400m</b> | <b>1200m</b> | <b>1000m</b> | <b>800m</b> | <b>600m</b> | <b>400m</b> | <b>200m</b> | <b>WP</b> | <b>Average</b> |        |
|        |         | Position in running (margin) | 4(9.9)       | 4(9.3)       | 6(6.6)       | 6(6.5)       | 6(5.9)       | 6(6.2)       | 6(6.3)      | 6(6.1)      | 7(5.9)      | 6(5.9)      | 5(1.7)    |                | 4.70   |
|        |         | Sectional time (s)           | 15.97        | 15.43        | 15.00        | 14.62        | 14.82        | 15.50        | 16.28       | 15.89       | 15.76       | 14.28       | 15.42     |                |        |
|        |         | Cumulative time (s)          | 168.97       | 153.00       | 137.57       | 122.57       | 107.95       | 93.13        | 77.63       | 61.35       | 45.46       | 29.70       | 15.42     | 3:20.97        |        |
|        |         | Speed (m/s)                  | 12.52        | 12.96        | 13.33        | 13.68        | 13.50        | 12.90        | 12.29       | 12.59       | 12.69       | 14.01       | 12.97     | 12.94          |        |
|        |         | Stride length (m)            | 6.04         | 6.05         | 6.22         | 6.46         | 6.38         | 6.28         | 5.97        | 6.01        | 6.01        | 6.15        | 5.72      | 6.03           |        |
|        |         | Stride duration (s)          | 0.483        | 0.467        | 0.466        | 0.472        | 0.473        | 0.487        | 0.486       | 0.478       | 0.473       | 0.439       | 0.441     | 0.466          |        |
|        |         | Stride efficiency (%)        | 57.08        | 57.18        | 60.45        | 65.14        | 63.58        | 61.68        | 55.74       | 56.53       | 56.39       | 59.07       | 51.17     | 56.80          |        |
|        |         | Stride count                 | 33.09        | 33.06        | 32.16        | 30.98        | 31.36        | 31.83        | 33.49       | 33.25       | 33.29       | 32.53       | 34.95     | 431.27         |        |



Note: Horizontal distance axis grid lines are 200m furlongs.

#### Disclaimer.

HRNZ and NZMTC and Thoroughbred Ratings Pty Ltd accepts no responsibility for the completeness or accuracy of any of the information contained herein, and makes no representations about its suitability for any particular purpose. Users should make their own judgements about those matters and/or seek independent advice. You assume all risks associated with use of the data provided on this page.



# Race Results



June 23, 2024, Race 3, TYRON EROS 'GROUP 1 WINNER' TROT, Distance 2600m, Addington - Survey 3200m

| Result | TAB no. | Horse (Barrier)              | 2600 to      | 2400m to     |
|--------|---------|------------------------------|--------------|--------------|
| 7th    | 5       | <b>Strike It Luck... (6)</b> | <b>2400m</b> | <b>2200m</b> |
|        |         | Position in running (margin) | -            | 7(14.3)      |
|        |         | Sectional time (s)           | 18.08        | 15.64        |
|        |         | Cumulative time (s)          | 203.58       | 185.50       |
|        |         | Speed (m/s)                  | 11.06        | 12.79        |
|        |         | Stride length (m)            | 5.60         | 5.86         |
|        |         | Stride duration (s)          | 0.485        | 0.458        |
|        |         | Stride efficiency (%)        | 48.96        | 53.71        |
|        |         | Stride count                 | 35.73        | 34.11        |

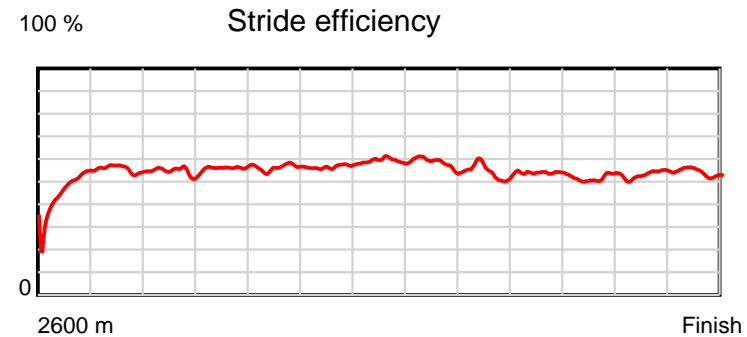
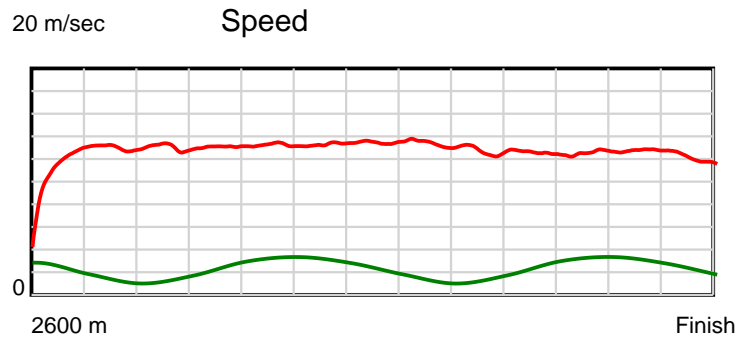
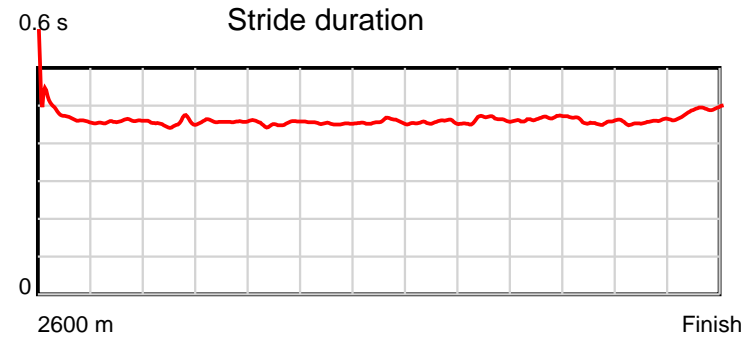
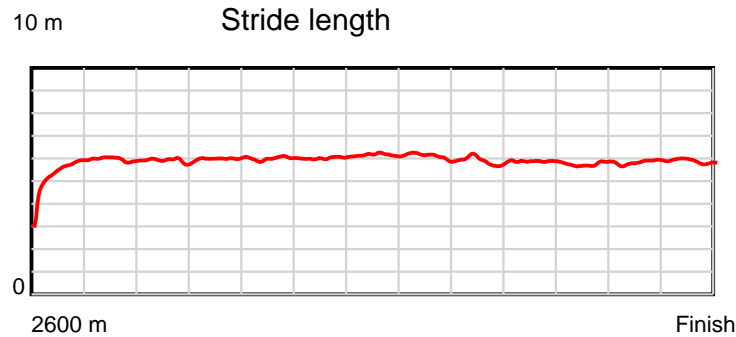
#### Disclaimer.

HRNZ and NZMTC and Thoroughbred Ratings Pty Ltd accepts no responsibility for the completeness or accuracy of any of the information contained herein, and makes no representations about its suitability for any particular purpose. Users should make their own judgements about those matters and/or seek independent advice. You assume all risks associated with use of the data provided on this page.

# Race Results

June 23, 2024, Race 3, TYRON EROS 'GROUP 1 WINNER' TROT, Distance 2600m, Addington - Survey 3200m

| Result | TAB no. | Horse (Barrier)              | 2200m to | 2000m to | 1800m to | 1600m to | 1400m to | 1200m to | 1000m to | 800m to | 600m to | 400m to | 200m to | Total or | Margin |
|--------|---------|------------------------------|----------|----------|----------|----------|----------|----------|----------|---------|---------|---------|---------|----------|--------|
| 7th    | 5       | Strike It Luck... (6)        | 2000m    | 1800m    | 1600m    | 1400m    | 1200m    | 1000m    | 800m     | 600m    | 400m    | 200m    | WP      | Average  |        |
|        |         | Position in running (margin) | 7(20.4)  | 7(17.4)  | 7(12.4)  | 7(12.0)  | 7(11.9)  | 7(11.2)  | 7(8.8)   | 7(7.0)  | 6(5.7)  | 7(7.2)  | 7(10.2) |          | 18.80  |
|        |         | Sectional time (s)           | 15.59    | 15.04    | 14.96    | 14.69    | 14.67    | 15.08    | 16.01    | 15.71   | 16.01   | 15.47   | 16.63   |          |        |
|        |         | Cumulative time (s)          | 169.86   | 154.27   | 139.23   | 124.27   | 109.58   | 94.91    | 79.83    | 63.82   | 48.11   | 32.10   | 16.63   | 3:23.58  |        |
|        |         | Speed (m/s)                  | 12.83    | 13.30    | 13.37    | 13.61    | 13.63    | 13.26    | 12.49    | 12.73   | 12.49   | 12.93   | 12.03   | 12.77    |        |
|        |         | Stride length (m)            | 5.82     | 6.10     | 6.05     | 6.17     | 6.23     | 6.05     | 5.78     | 5.94    | 5.72    | 5.91    | 5.88    | 5.93     |        |
|        |         | Stride duration (s)          | 0.453    | 0.459    | 0.453    | 0.453    | 0.457    | 0.456    | 0.463    | 0.467   | 0.458   | 0.457   | 0.489   | 0.464    |        |
|        |         | Stride efficiency (%)        | 52.92    | 58.16    | 57.26    | 59.41    | 60.64    | 57.14    | 52.21    | 55.14   | 51.10   | 54.57   | 54.00   | 54.87    |        |
|        |         | Stride count                 | 34.37    | 32.78    | 33.04    | 32.44    | 32.11    | 33.08    | 34.60    | 33.67   | 34.97   | 33.85   | 34.02   | 438.77   |        |



Note: Horizontal distance axis grid lines are 200m furlongs.

#### Disclaimer.

HRNZ and NZMTC and Thoroughbred Ratings Pty Ltd accepts no responsibility for the completeness or accuracy of any of the information contained herein, and makes no representations about its suitability for any particular purpose. Users should make their own judgements about those matters and/or seek independent advice. You assume all risks associated with use of the data provided on this page.



# Race Results



June 23, 2024, Race 3, TYRON EROS 'GROUP 1 WINNER' TROT, Distance 2600m, Addington - Survey 3200m

| Result | TAB no. | Horse (Barrier)              | 2600 to | 2400m to |
|--------|---------|------------------------------|---------|----------|
| 8th    | 4       | High Noon (5)                | 2400m   | 2200m    |
|        |         | Position in running (margin) | -       | 8(19.0)  |
|        |         | Sectional time (s)           | 18.85   | 15.21    |
|        |         | Cumulative time (s)          | 203.59  | 184.74   |
|        |         | Speed (m/s)                  | 10.61   | 13.15    |
|        |         | Stride length (m)            | 4.68    | 5.75     |
|        |         | Stride duration (s)          | 0.438   | 0.437    |
|        |         | Stride efficiency (%)        | 34.24   | 51.68    |
|        |         | Stride count                 | 42.73   | 34.78    |

#### Disclaimer.

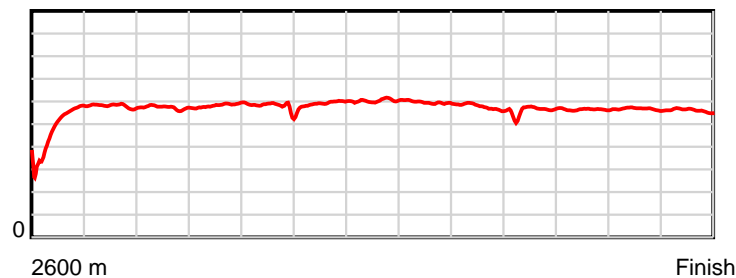
HRNZ and NZMTC and Thoroughbred Ratings Pty Ltd accepts no responsibility for the completeness or accuracy of any of the information contained herein, and makes no representations about its suitability for any particular purpose. Users should make their own judgements about those matters and/or seek independent advice. You assume all risks associated with use of the data provided on this page.

# Race Results

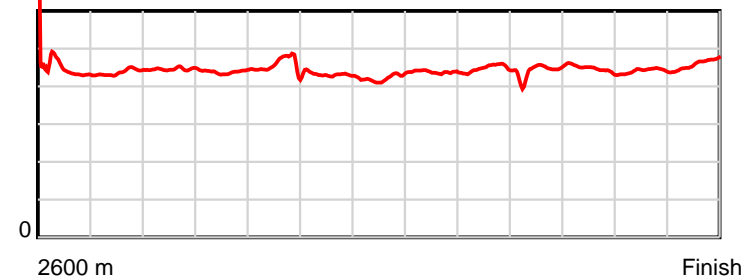
June 23, 2024, Race 3, TYRON EROS 'GROUP 1 WINNER' TROT, Distance 2600m, Addington - Survey 3200m

| Result | TAB no. | Horse (Barrier)              | 2200m to     | 2000m to     | 1800m to     | 1600m to     | 1400m to     | 1200m to     | 1000m to    | 800m to     | 600m to     | 400m to     | 200m to   | Total or       | Margin |
|--------|---------|------------------------------|--------------|--------------|--------------|--------------|--------------|--------------|-------------|-------------|-------------|-------------|-----------|----------------|--------|
| 8th    | 4       | <b>High Noon (5)</b>         | <b>2000m</b> | <b>1800m</b> | <b>1600m</b> | <b>1400m</b> | <b>1200m</b> | <b>1000m</b> | <b>800m</b> | <b>600m</b> | <b>400m</b> | <b>200m</b> | <b>WP</b> | <b>Average</b> |        |
|        |         | Position in running (margin) | 8(22.5)      | 8(21.4)      | 8(16.2)      | 8(21.6)      | 8(20.0)      | 8(15.5)      | 8(11.2)     | 8(9.1)      | 8(7.9)      | 8(8.4)      | 8(10.4)   |                | 18.80  |
|        |         | Sectional time (s)           | 15.89        | 15.01        | 15.92        | 14.44        | 14.04        | 14.77        | 15.96       | 15.73       | 15.84       | 15.31       | 16.62     |                |        |
|        |         | Cumulative time (s)          | 169.53       | 153.64       | 138.63       | 122.71       | 108.27       | 94.23        | 79.46       | 63.50       | 47.77       | 31.93       | 16.62     | 3:23.59        |        |
|        |         | Speed (m/s)                  | 12.59        | 13.32        | 12.56        | 13.85        | 14.25        | 13.54        | 12.53       | 12.71       | 12.63       | 13.06       | 12.03     | 12.77          |        |
|        |         | Stride length (m)            | 5.61         | 5.84         | 5.70         | 5.97         | 6.01         | 5.93         | 5.61        | 5.61        | 5.63        | 5.77        | 5.55      | 5.65           |        |
|        |         | Stride duration (s)          | 0.446        | 0.438        | 0.453        | 0.431        | 0.422        | 0.438        | 0.448       | 0.441       | 0.446       | 0.442       | 0.461     | 0.442          |        |
|        |         | Stride efficiency (%)        | 49.21        | 53.33        | 50.71        | 55.78        | 56.53        | 54.94        | 49.23       | 49.20       | 49.49       | 52.01       | 48.13     | 49.82          |        |
|        |         | Stride count                 | 35.64        | 34.24        | 35.11        | 33.48        | 33.25        | 33.73        | 35.63       | 35.64       | 35.54       | 34.67       | 36.04     | 460.48         |        |

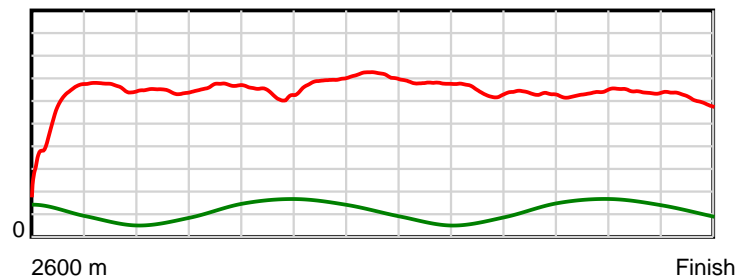
10 m Stride length



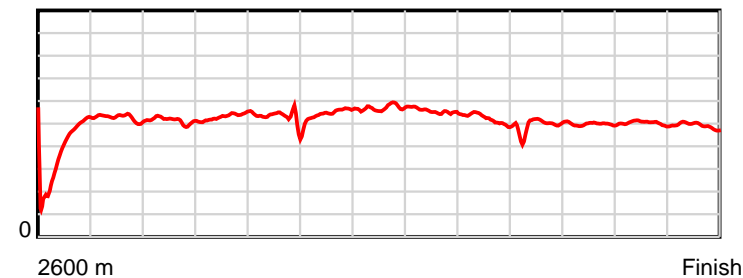
0.6 s Stride duration



20 m/sec Speed



100 % Stride efficiency



Note: Horizontal distance axis grid lines are 200m furlongs.

**Disclaimer.**

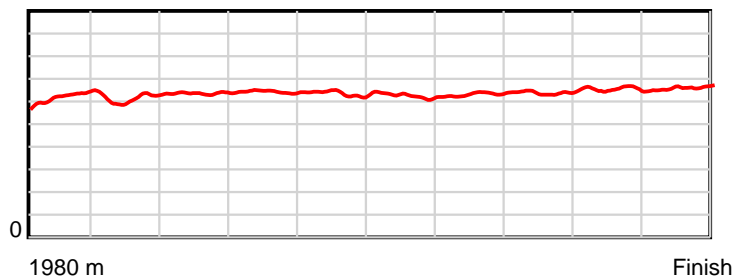
HRNZ and NZMTC and Thoroughbred Ratings Pty Ltd accepts no responsibility for the completeness or accuracy of any of the information contained herein, and makes no representations about its suitability for any particular purpose. Users should make their own judgements about those matters and/or seek independent advice. You assume all risks associated with use of the data provided on this page.

# Race Results

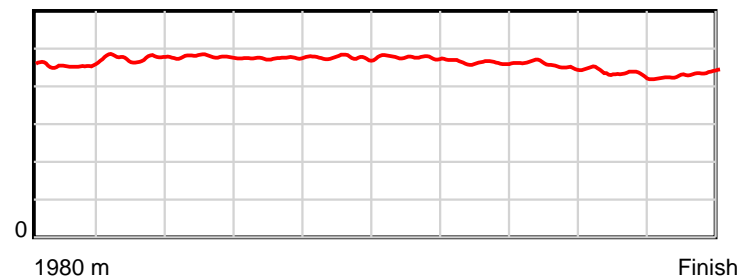
June 23, 2024, Race 4, , Distance 1980m, Addington - Survey 1980m

| Result | TAB no. | Horse (Barrier)              | 1980 to      | 1800m to     | 1600m to     | 1400m to     | 1200m to     | 1000m to    | 800m to     | 600m to     | 400m to     | 200m to   | Total or       | Margin |
|--------|---------|------------------------------|--------------|--------------|--------------|--------------|--------------|-------------|-------------|-------------|-------------|-----------|----------------|--------|
| 1st    | 10      | <b>Henry Winkler (10)</b>    | <b>1800m</b> | <b>1600m</b> | <b>1400m</b> | <b>1200m</b> | <b>1000m</b> | <b>800m</b> | <b>600m</b> | <b>400m</b> | <b>200m</b> | <b>WP</b> | <b>Average</b> |        |
|        |         | Position in running (margin) | -            | 7(7.0)       | 7(10.0)      | 7(9.0)       | 7(5.4)       | 7(5.6)      | 6(5.4)      | 6(4.8)      | 6(4.6)      | 5(3.2)    |                | 0.00   |
|        |         | Sectional time (s)           | 14.01        | 15.69        | 15.12        | 14.82        | 15.48        | 15.81       | 14.65       | 14.48       | 13.28       | 13.14     |                |        |
|        |         | Cumulative time (s)          | 146.48       | 132.47       | 116.78       | 101.66       | 86.84        | 71.36       | 55.55       | 40.90       | 26.42       | 13.14     | 2:26.48        |        |
|        |         | Speed (m/s)                  | 12.84        | 12.75        | 13.23        | 13.50        | 12.92        | 12.65       | 13.65       | 13.81       | 15.06       | 15.22     | 13.52          |        |
|        |         | Stride length (m)            | 6.13         | 6.06         | 6.33         | 6.41         | 6.15         | 6.02        | 6.32        | 6.29        | 6.52        | 6.59      | 6.28           |        |
|        |         | Stride duration (s)          | 0.455        | 0.476        | 0.478        | 0.475        | 0.476        | 0.476       | 0.463       | 0.455       | 0.433       | 0.433     | 0.464          |        |
|        |         | Stride efficiency (%)        | 58.81        | 57.44        | 62.52        | 64.23        | 59.16        | 56.72       | 62.35       | 61.75       | 66.36       | 67.80     | 61.59          |        |
|        |         | Stride count                 | 29.34        | 32.99        | 31.62        | 31.20        | 32.50        | 33.20       | 31.66       | 31.82       | 30.69       | 30.36     | 315.38         |        |

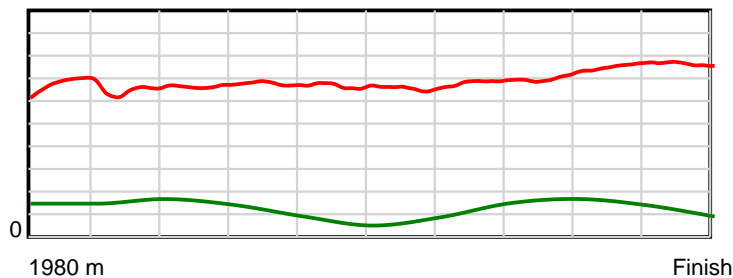
10 m Stride length



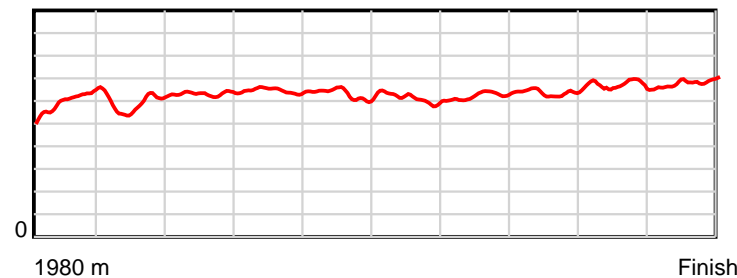
0.6 s Stride duration



20 m/sec Speed



100 % Stride efficiency



Note: Horizontal distance axis grid lines are 200m furlongs.

## Disclaimer.

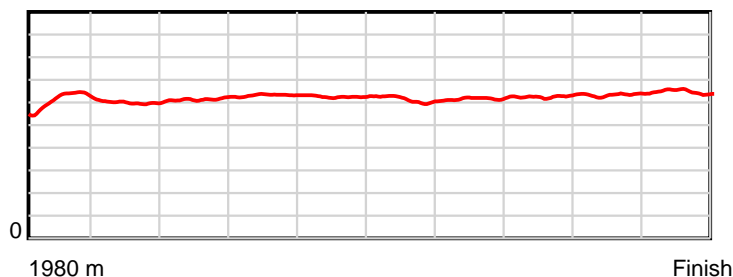
HRNZ and NZMTC and Thoroughbred Ratings Pty Ltd accepts no responsibility for the completeness or accuracy of any of the information contained herein, and makes no representations about its suitability for any particular purpose. Users should make their own judgements about those matters and/or seek independent advice. You assume all risks associated with use of the data provided on this page.

# Race Results

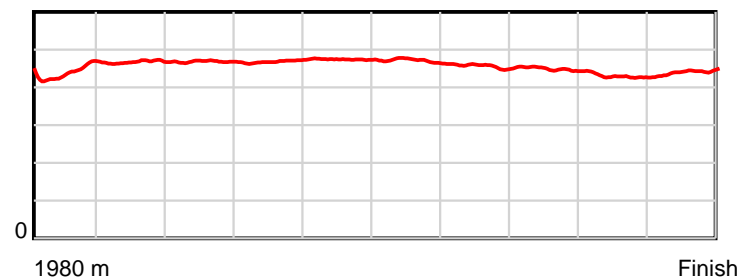
June 23, 2024, Race 4, , Distance 1980m, Addington - Survey 1980m

| Result | TAB no. | Horse (Barrier)              | 1980 to | 1800m to | 1600m to | 1400m to | 1200m to | 1000m to | 800m to | 600m to | 400m to | 200m to | Total or | Margin |
|--------|---------|------------------------------|---------|----------|----------|----------|----------|----------|---------|---------|---------|---------|----------|--------|
| 2nd    | 5       | Foveaux Gamble... (5)        | 1800m   | 1600m    | 1400m    | 1200m    | 1000m    | 800m     | 600m    | 400m    | 200m    | WP      | Average  |        |
|        |         | Position in running (margin) | -       | 3(2.0)   | 4(6.1)   | 4(5.3)   | 2(1.7)   | 3(2.0)   | 2(2.0)  | 2(1.5)  | 2(0.7)  | 1(0.0)  |          | 0.50   |
|        |         | Sectional time (s)           | 13.23   | 15.88    | 15.15    | 14.82    | 15.50    | 15.85    | 14.65   | 14.38   | 13.40   | 13.68   |          |        |
|        |         | Cumulative time (s)          | 146.54  | 133.31   | 117.43   | 102.28   | 87.46    | 71.96    | 56.11   | 41.46   | 27.08   | 13.68   | 2:26.54  |        |
|        |         | Speed (m/s)                  | 13.60   | 12.59    | 13.20    | 13.50    | 12.90    | 12.62    | 13.65   | 13.91   | 14.93   | 14.62   | 13.51    |        |
|        |         | Stride length (m)            | 6.08    | 5.88     | 6.18     | 6.32     | 6.12     | 5.94     | 6.22    | 6.23    | 6.40    | 6.46    | 6.18     |        |
|        |         | Stride duration (s)          | 0.441   | 0.467    | 0.468    | 0.468    | 0.474    | 0.470    | 0.456   | 0.448   | 0.429   | 0.442   | 0.457    |        |
|        |         | Stride efficiency (%)        | 57.67   | 54.10    | 59.70    | 62.42    | 58.49    | 55.07    | 60.46   | 60.67   | 63.91   | 65.14   | 59.64    |        |
|        |         | Stride count                 | 29.63   | 33.99    | 32.36    | 31.64    | 32.69    | 33.69    | 32.15   | 32.10   | 31.27   | 30.98   | 320.50   |        |

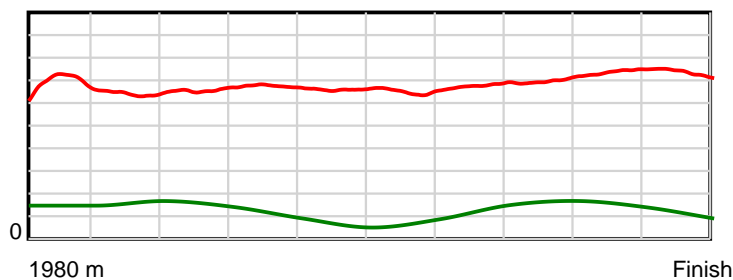
10 m Stride length



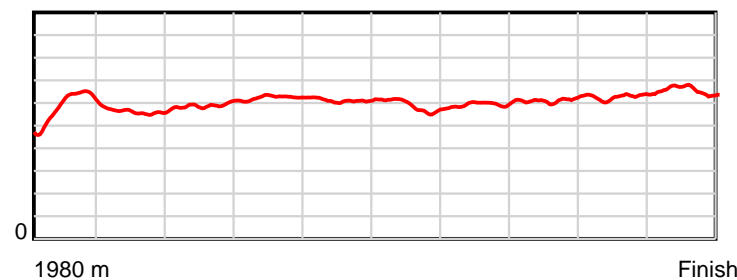
0.6 s Stride duration



20 m/sec Speed



100 % Stride efficiency



Note: Horizontal distance axis grid lines are 200m furlongs.

## Disclaimer.

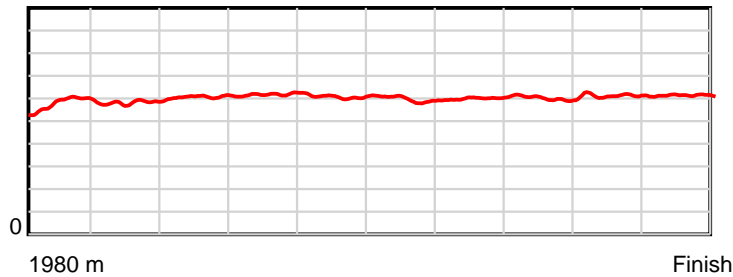
HRNZ and NZMTC and Thoroughbred Ratings Pty Ltd accepts no responsibility for the completeness or accuracy of any of the information contained herein, and makes no representations about its suitability for any particular purpose. Users should make their own judgements about those matters and/or seek independent advice. You assume all risks associated with use of the data provided on this page.

# Race Results

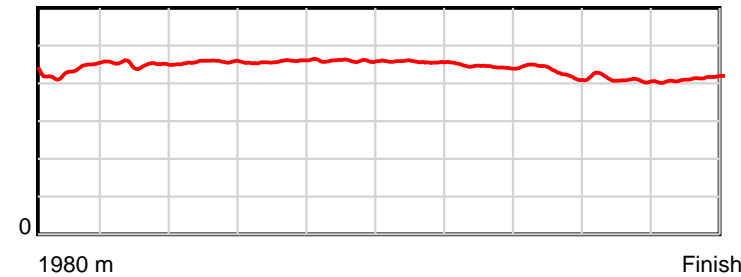
June 23, 2024, Race 4, , Distance 1980m, Addington - Survey 1980m

| Result | TAB no. | Horse (Barrier)              | 1980 to      | 1800m to     | 1600m to     | 1400m to     | 1200m to     | 1000m to    | 800m to     | 600m to     | 400m to     | 200m to   | Total or       | Margin |
|--------|---------|------------------------------|--------------|--------------|--------------|--------------|--------------|-------------|-------------|-------------|-------------|-----------|----------------|--------|
| 3rd    | 9       | <b>Wild Irish Ros... (9)</b> | <b>1800m</b> | <b>1600m</b> | <b>1400m</b> | <b>1200m</b> | <b>1000m</b> | <b>800m</b> | <b>600m</b> | <b>400m</b> | <b>200m</b> | <b>WP</b> | <b>Average</b> |        |
|        |         | Position in running (margin) | -            | 6(5.0)       | 6(8.2)       | 6(7.2)       | 4(3.5)       | 5(3.9)      | 5(3.7)      | 5(3.4)      | 4(2.5)      | 3(1.6)    |                | 0.50   |
|        |         | Sectional time (s)           | 13.76        | 15.73        | 15.13        | 14.81        | 15.51        | 15.81       | 14.69       | 14.37       | 13.37       | 13.38     |                |        |
|        |         | Cumulative time (s)          | 146.56       | 132.80       | 117.07       | 101.94       | 87.13        | 71.62       | 55.81       | 41.12       | 26.75       | 13.38     | 2:26.56        |        |
|        |         | Speed (m/s)                  | 13.08        | 12.71        | 13.22        | 13.50        | 12.89        | 12.65       | 13.61       | 13.92       | 14.96       | 14.95     | 13.51          |        |
|        |         | Stride length (m)            | 5.78         | 5.74         | 6.04         | 6.18         | 5.93         | 5.78        | 6.04        | 5.98        | 6.12        | 6.18      | 5.98           |        |
|        |         | Stride duration (s)          | 0.434        | 0.451        | 0.457        | 0.458        | 0.460        | 0.457       | 0.444       | 0.429       | 0.409       | 0.414     | 0.442          |        |
|        |         | Stride efficiency (%)        | 52.27        | 51.42        | 56.95        | 59.76        | 54.97        | 52.18       | 57.08       | 55.84       | 58.51       | 59.71     | 55.79          |        |
|        |         | Stride count                 | 31.12        | 34.86        | 33.13        | 32.34        | 33.72        | 34.61       | 33.09       | 33.46       | 32.68       | 32.35     | 331.36         |        |

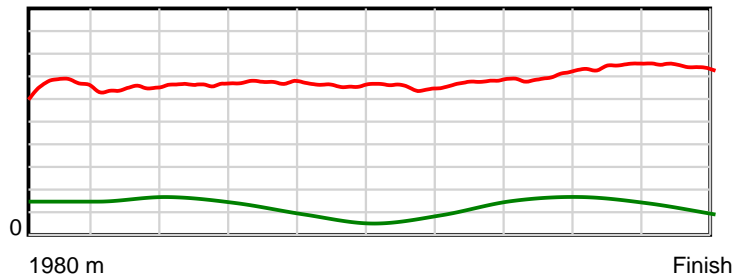
10 m Stride length



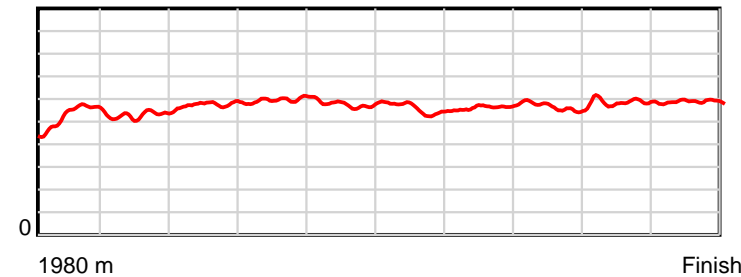
0.6 s Stride duration



20 m/sec Speed



100 % Stride efficiency



Note: Horizontal distance axis grid lines are 200m furlongs.

**Disclaimer.**

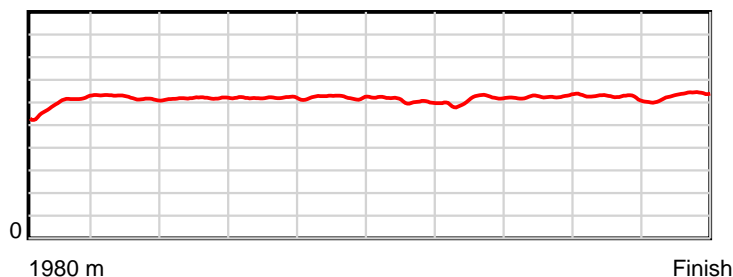
HRNZ and NZMTC and Thoroughbred Ratings Pty Ltd accepts no responsibility for the completeness or accuracy of any of the information contained herein, and makes no representations about its suitability for any particular purpose. Users should make their own judgements about those matters and/or seek independent advice. You assume all risks associated with use of the data provided on this page.

# Race Results

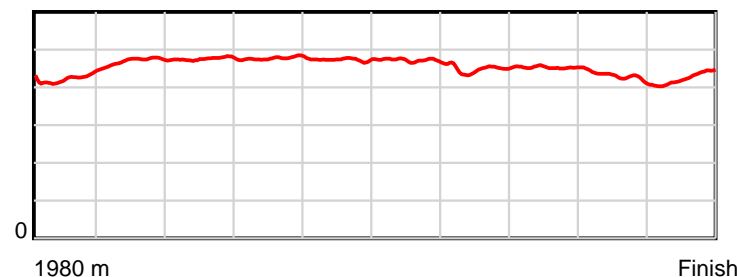
June 23, 2024, Race 4, , Distance 1980m, Addington - Survey 1980m

| Result | TAB no. | Horse (Barrier)              | 1980 to | 1800m to | 1600m to | 1400m to | 1200m to | 1000m to | 800m to | 600m to | 400m to | 200m to | Total or | Margin |
|--------|---------|------------------------------|---------|----------|----------|----------|----------|----------|---------|---------|---------|---------|----------|--------|
| 4th    | 3       | Knockshanbally (3)           | 1800m   | 1600m    | 1400m    | 1200m    | 1000m    | 800m     | 600m    | 400m    | 200m    | WP      | Average  |        |
|        |         | Position in running (margin) | -       | 2(1.6)   | 2(2.2)   | 2(1.9)   | 3(1.8)   | 2(1.8)   | 3(2.1)  | 3(1.9)  | 3(1.7)  | 4(1.6)  |          | 0.90   |
|        |         | Sectional time (s)           | 13.04   | 15.29    | 15.25    | 15.40    | 15.44    | 15.89    | 14.70   | 14.48   | 13.50   | 13.65   |          |        |
|        |         | Cumulative time (s)          | 146.64  | 133.60   | 118.31   | 103.06   | 87.66    | 72.22    | 56.33   | 41.63   | 27.15   | 13.65   | 2:26.64  |        |
|        |         | Speed (m/s)                  | 13.80   | 13.08    | 13.11    | 12.99    | 12.95    | 12.59    | 13.61   | 13.81   | 14.81   | 14.65   | 13.50    |        |
|        |         | Stride length (m)            | 5.86    | 6.15     | 6.24     | 6.20     | 6.13     | 5.92     | 6.11    | 6.25    | 6.35    | 6.25    | 6.15     |        |
|        |         | Stride duration (s)          | 0.424   | 0.470    | 0.476    | 0.477    | 0.473    | 0.471    | 0.449   | 0.453   | 0.428   | 0.427   | 0.455    |        |
|        |         | Stride efficiency (%)        | 53.64   | 59.17    | 60.83    | 60.04    | 58.68    | 54.85    | 58.25   | 61.11   | 62.92   | 61.06   | 59.01    |        |
|        |         | Stride count                 | 30.72   | 32.50    | 32.06    | 32.27    | 32.64    | 33.76    | 32.76   | 31.98   | 31.52   | 31.99   | 322.20   |        |

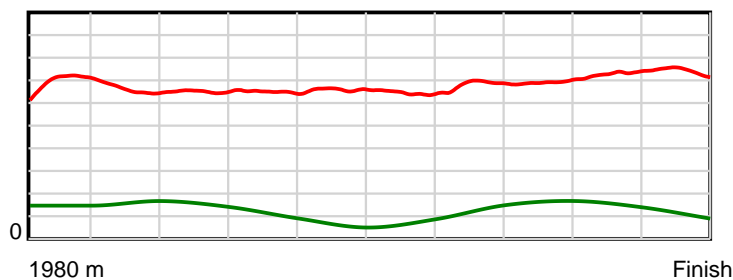
10 m Stride length



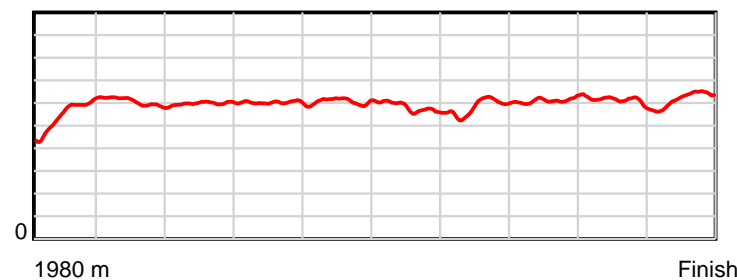
0.6 s Stride duration



20 m/sec Speed



100 % Stride efficiency



Note: Horizontal distance axis grid lines are 200m furlongs.

## Disclaimer.

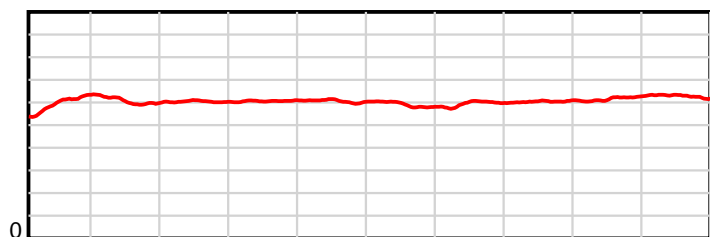
HRNZ and NZMTC and Thoroughbred Ratings Pty Ltd accepts no responsibility for the completeness or accuracy of any of the information contained herein, and makes no representations about its suitability for any particular purpose. Users should make their own judgements about those matters and/or seek independent advice. You assume all risks associated with use of the data provided on this page.

# Race Results

June 23, 2024, Race 4, , Distance 1980m, Addington - Survey 1980m

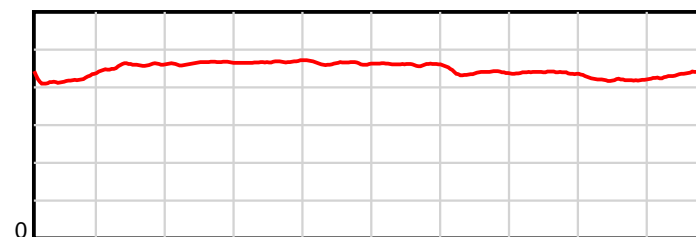
| Result | TAB no. | Horse (Barrier)              | 1980 to | 1800m to | 1600m to | 1400m to | 1200m to | 1000m to | 800m to | 600m to | 400m to | 200m to | Total or | Margin |
|--------|---------|------------------------------|---------|----------|----------|----------|----------|----------|---------|---------|---------|---------|----------|--------|
| 5th    | 2       | Avenger (2)                  | 1800m   | 1600m    | 1400m    | 1200m    | 1000m    | 800m     | 600m    | 400m    | 200m    | WP      | Average  |        |
|        |         | Position in running (margin) | -       | 1(0.0)   | 1(0.0)   | 1(0.0)   | 1(0.0)   | 1(0.0)   | 1(0.0)  | 1(0.0)  | 1(0.0)  | 2(0.2)  |          | 1.80   |
|        |         | Sectional time (s)           | 12.70   | 15.19    | 15.30    | 15.42    | 15.45    | 15.84    | 14.73   | 14.52   | 13.55   | 14.12   |          |        |
|        |         | Cumulative time (s)          | 146.82  | 134.12   | 118.93   | 103.63   | 88.21    | 72.76    | 56.92   | 42.19   | 27.67   | 14.12   | 2:26.82  |        |
|        |         | Speed (m/s)                  | 14.17   | 13.17    | 13.07    | 12.97    | 12.94    | 12.63    | 13.58   | 13.77   | 14.76   | 14.16   | 13.49    |        |
|        |         | Stride length (m)            | 5.93    | 6.03     | 6.08     | 6.07     | 6.00     | 5.82     | 5.95    | 6.04    | 6.21    | 6.20    | 6.03     |        |
|        |         | Stride duration (s)          | 0.420   | 0.458    | 0.465    | 0.468    | 0.464    | 0.461    | 0.439   | 0.439   | 0.421   | 0.438   | 0.447    |        |
|        |         | Stride efficiency (%)        | 54.97   | 56.86    | 57.68    | 57.53    | 56.30    | 52.88    | 55.40   | 57.09   | 60.21   | 60.02   | 56.85    |        |
|        |         | Stride count                 | 30.35   | 33.16    | 32.92    | 32.96    | 33.32    | 34.38    | 33.59   | 33.09   | 32.22   | 32.27   | 328.26   |        |

10 m Stride length



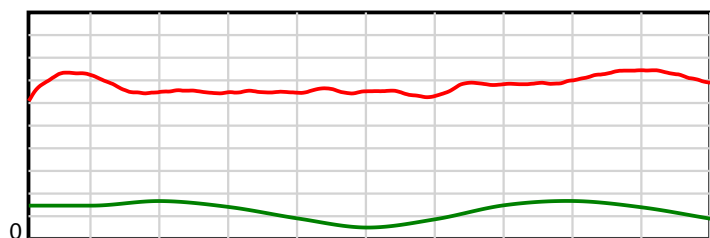
1980 m Finish

0.6 s Stride duration



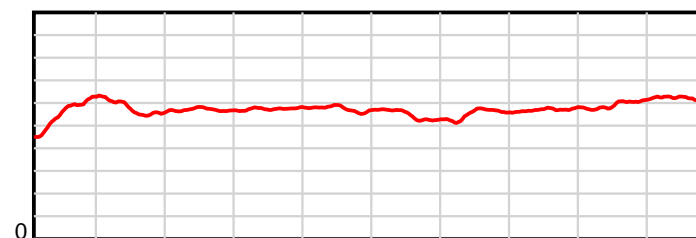
1980 m Finish

20 m/sec Speed



1980 m Finish

100 % Stride efficiency



1980 m Finish

Note: Horizontal distance axis grid lines are 200m furlongs.

## Disclaimer.

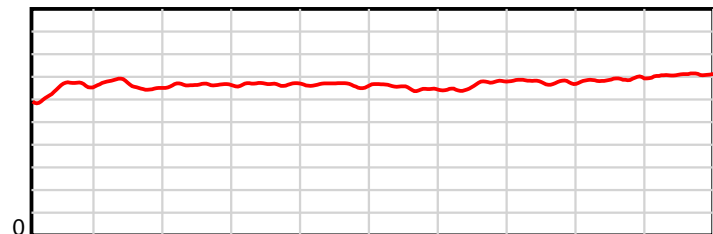
HRNZ and NZMTC and Thoroughbred Ratings Pty Ltd accepts no responsibility for the completeness or accuracy of any of the information contained herein, and makes no representations about its suitability for any particular purpose. Users should make their own judgements about those matters and/or seek independent advice. You assume all risks associated with use of the data provided on this page.

# Race Results

June 23, 2024, Race 4, , Distance 1980m, Addington - Survey 1980m

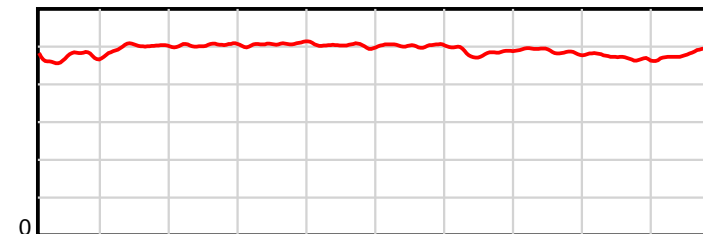
| Result | TAB no. | Horse (Barrier)              | 1980 to      | 1800m to     | 1600m to     | 1400m to     | 1200m to     | 1000m to    | 800m to     | 600m to     | 400m to     | 200m to   | Total or       | Margin |
|--------|---------|------------------------------|--------------|--------------|--------------|--------------|--------------|-------------|-------------|-------------|-------------|-----------|----------------|--------|
| 6th    | 4       | <b>Franco Hoffman (4)</b>    | <b>1800m</b> | <b>1600m</b> | <b>1400m</b> | <b>1200m</b> | <b>1000m</b> | <b>800m</b> | <b>600m</b> | <b>400m</b> | <b>200m</b> | <b>WP</b> | <b>Average</b> |        |
|        |         | Position in running (margin) | -            | 4(3.5)       | 3(4.3)       | 3(4.0)       | 5(3.8)       | 4(3.4)      | 4(3.6)      | 4(3.2)      | 5(3.8)      | 6(5.0)    |                | 5.10   |
|        |         | Sectional time (s)           | 13.31        | 15.31        | 15.26        | 15.38        | 15.39        | 15.86       | 14.67       | 14.62       | 13.71       | 13.90     |                |        |
|        |         | Cumulative time (s)          | 147.41       | 134.10       | 118.79       | 103.53       | 88.15        | 72.76       | 56.90       | 42.23       | 27.61       | 13.90     | 2:27.41        |        |
|        |         | Speed (m/s)                  | 13.52        | 13.06        | 13.11        | 13.00        | 13.00        | 12.61       | 13.63       | 13.68       | 14.59       | 14.39     | 13.43          |        |
|        |         | Stride length (m)            | 6.35         | 6.53         | 6.61         | 6.60         | 6.53         | 6.34        | 6.61        | 6.67        | 6.85        | 7.02      | 6.61           |        |
|        |         | Stride duration (s)          | 0.471        | 0.500        | 0.504        | 0.507        | 0.503        | 0.503       | 0.485       | 0.487       | 0.470       | 0.488     | 0.492          |        |
|        |         | Stride efficiency (%)        | 62.97        | 66.73        | 68.27        | 68.02        | 66.67        | 62.74       | 68.32       | 69.45       | 73.39       | 77.07     | 68.24          |        |
|        |         | Stride count                 | 28.36        | 30.61        | 30.26        | 30.31        | 30.62        | 31.56       | 30.25       | 30.00       | 29.18       | 28.48     | 299.63         |        |

10 m Stride length



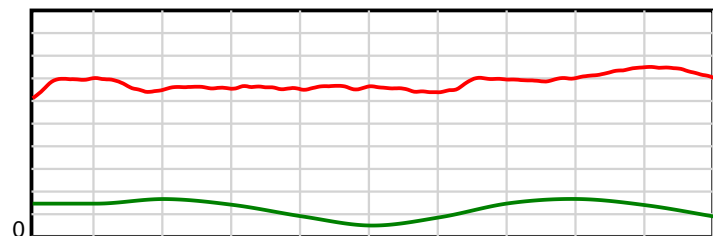
1980 m Finish

0.6 s Stride duration



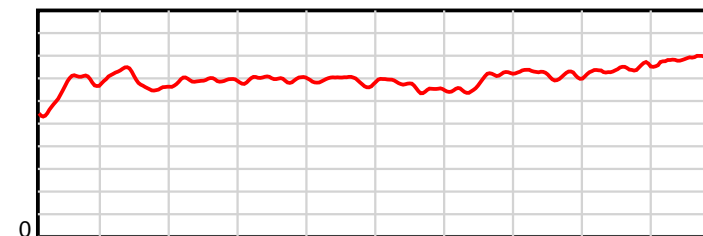
1980 m Finish

20 m/sec Speed



1980 m Finish

100 % Stride efficiency



1980 m Finish

Note: Horizontal distance axis grid lines are 200m furlongs.

## Disclaimer.

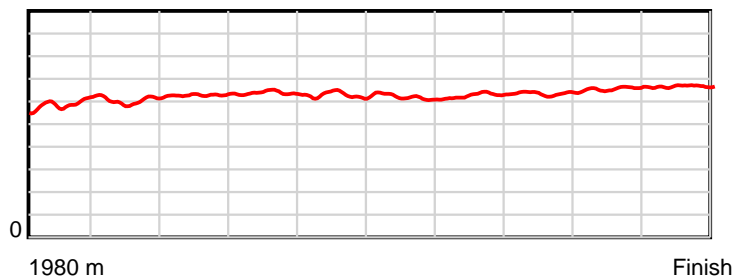
HRNZ and NZMTC and Thoroughbred Ratings Pty Ltd accepts no responsibility for the completeness or accuracy of any of the information contained herein, and makes no representations about its suitability for any particular purpose. Users should make their own judgements about those matters and/or seek independent advice. You assume all risks associated with use of the data provided on this page.

# Race Results

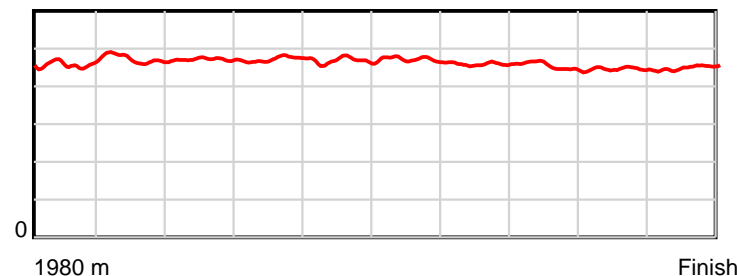
June 23, 2024, Race 4, , Distance 1980m, Addington - Survey 1980m

| Result | TAB no. | Horse (Barrier)              | 1980 to      | 1800m to     | 1600m to     | 1400m to     | 1200m to     | 1000m to    | 800m to     | 600m to     | 400m to     | 200m to   | Total or       | Margin |
|--------|---------|------------------------------|--------------|--------------|--------------|--------------|--------------|-------------|-------------|-------------|-------------|-----------|----------------|--------|
| 7th    | 7       | <b>Gotta Elect Bi... (7)</b> | <b>1800m</b> | <b>1600m</b> | <b>1400m</b> | <b>1200m</b> | <b>1000m</b> | <b>800m</b> | <b>600m</b> | <b>400m</b> | <b>200m</b> | <b>WP</b> | <b>Average</b> |        |
|        |         | Position in running (margin) | -            | 8(8.7)       | 8(12.8)      | 8(11.3)      | 10(7.8)      | 10(7.5)     | 10(7.7)     | 9(7.0)      | 8(6.4)      | 7(6.6)    |                | 5.30   |
|        |         | Sectional time (s)           | 14.28        | 15.88        | 15.04        | 14.83        | 15.40        | 15.88       | 14.61       | 14.42       | 13.55       | 13.57     |                |        |
|        |         | Cumulative time (s)          | 147.46       | 133.18       | 117.30       | 102.26       | 87.43        | 72.03       | 56.15       | 41.54       | 27.12       | 13.57     | 2:27.46        |        |
|        |         | Speed (m/s)                  | 12.60        | 12.59        | 13.30        | 13.49        | 12.99        | 12.59       | 13.69       | 13.87       | 14.76       | 14.74     | 13.43          |        |
|        |         | Stride length (m)            | 5.83         | 5.95         | 6.27         | 6.36         | 6.08         | 5.93        | 6.27        | 6.27        | 6.58        | 6.64      | 6.21           |        |
|        |         | Stride duration (s)          | 0.459        | 0.473        | 0.472        | 0.472        | 0.468        | 0.471       | 0.458       | 0.452       | 0.446       | 0.451     | 0.463          |        |
|        |         | Stride efficiency (%)        | 53.08        | 55.36        | 61.52        | 63.16        | 57.72        | 55.04       | 61.52       | 61.49       | 67.61       | 68.95     | 60.31          |        |
|        |         | Stride count                 | 30.88        | 33.60        | 31.88        | 31.46        | 32.91        | 33.70       | 31.88       | 31.88       | 30.41       | 30.11     | 318.71         |        |

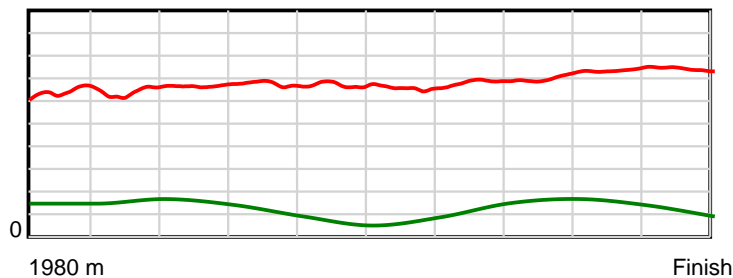
10 m Stride length



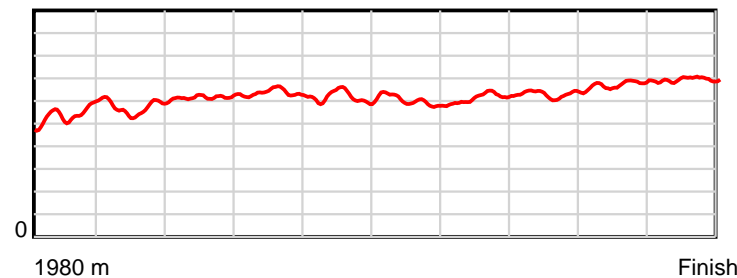
0.6 s Stride duration



20 m/sec Speed



100 % Stride efficiency



Note: Horizontal distance axis grid lines are 200m furlongs.

## Disclaimer.

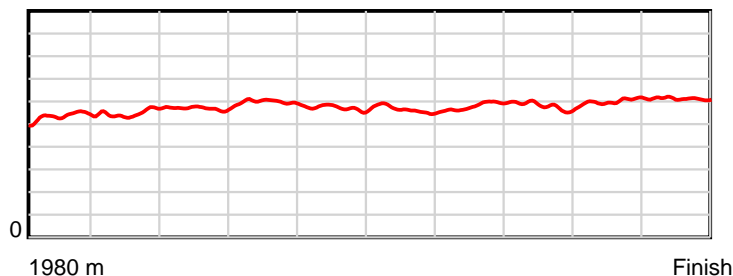
HRNZ and NZMTC and Thoroughbred Ratings Pty Ltd accepts no responsibility for the completeness or accuracy of any of the information contained herein, and makes no representations about its suitability for any particular purpose. Users should make their own judgements about those matters and/or seek independent advice. You assume all risks associated with use of the data provided on this page.

# Race Results

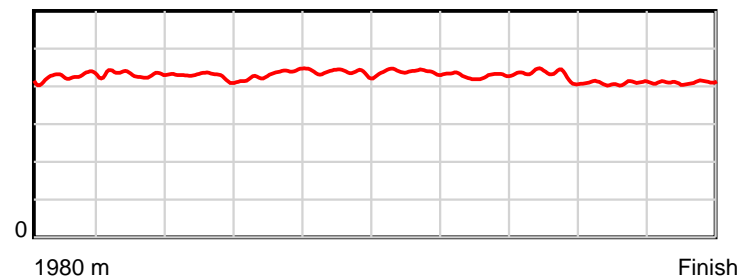
June 23, 2024, Race 4, , Distance 1980m, Addington - Survey 1980m

| Result | TAB no. | Horse (Barrier)              | 1980 to      | 1800m to     | 1600m to     | 1400m to     | 1200m to     | 1000m to    | 800m to     | 600m to     | 400m to     | 200m to   | Total or       | Margin |
|--------|---------|------------------------------|--------------|--------------|--------------|--------------|--------------|-------------|-------------|-------------|-------------|-----------|----------------|--------|
| 8th    | 8       | <b>Topaz (8)</b>             | <b>1800m</b> | <b>1600m</b> | <b>1400m</b> | <b>1200m</b> | <b>1000m</b> | <b>800m</b> | <b>600m</b> | <b>400m</b> | <b>200m</b> | <b>WP</b> | <b>Average</b> |        |
|        |         | Position in running (margin) | -            | 9(10.8)      | 9(14.7)      | 9(12.5)      | 9(7.2)       | 9(7.4)      | 9(7.7)      | 10(7.7)     | 10(9.3)     | 8(9.3)    |                | 7.40   |
|        |         | Sectional time (s)           | 14.53        | 15.85        | 14.92        | 14.54        | 15.48        | 15.88       | 14.74       | 14.78       | 13.53       | 13.60     |                |        |
|        |         | Cumulative time (s)          | 147.85       | 133.32       | 117.47       | 102.55       | 88.01        | 72.53       | 56.65       | 41.91       | 27.13       | 13.60     | 2:27.85        |        |
|        |         | Speed (m/s)                  | 12.38        | 12.62        | 13.40        | 13.76        | 12.92        | 12.59       | 13.57       | 13.53       | 14.78       | 14.71     | 13.39          |        |
|        |         | Stride length (m)            | 5.30         | 5.46         | 5.72         | 5.96         | 5.64         | 5.53        | 5.81        | 5.81        | 6.04        | 6.06      | 5.73           |        |
|        |         | Stride duration (s)          | 0.426        | 0.433        | 0.427        | 0.433        | 0.436        | 0.439       | 0.428       | 0.429       | 0.409       | 0.412     | 0.428          |        |
|        |         | Stride efficiency (%)        | 43.88        | 46.61        | 51.08        | 55.53        | 49.64        | 47.77       | 52.77       | 52.77       | 57.01       | 57.34     | 51.25          |        |
|        |         | Stride count                 | 33.97        | 36.62        | 34.98        | 33.55        | 35.49        | 36.17       | 34.42       | 34.42       | 33.11       | 33.02     | 345.75         |        |

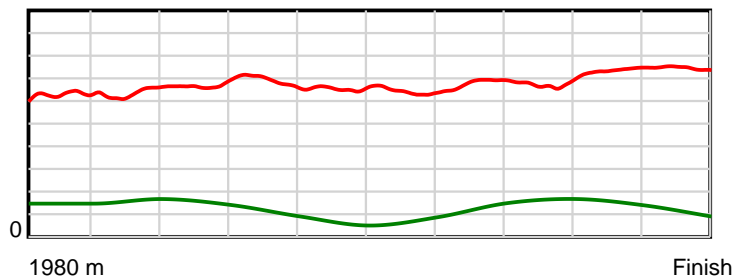
10 m Stride length



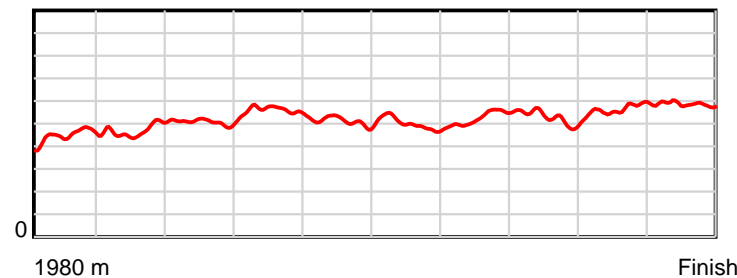
0.6 s Stride duration



20 m/sec Speed



100 % Stride efficiency



Note: Horizontal distance axis grid lines are 200m furlongs.

## Disclaimer.

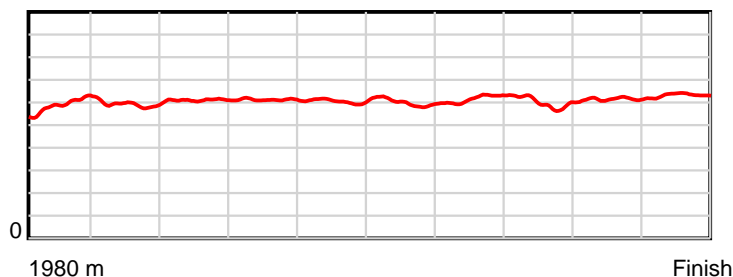
HRNZ and NZMTC and Thoroughbred Ratings Pty Ltd accepts no responsibility for the completeness or accuracy of any of the information contained herein, and makes no representations about its suitability for any particular purpose. Users should make their own judgements about those matters and/or seek independent advice. You assume all risks associated with use of the data provided on this page.

# Race Results

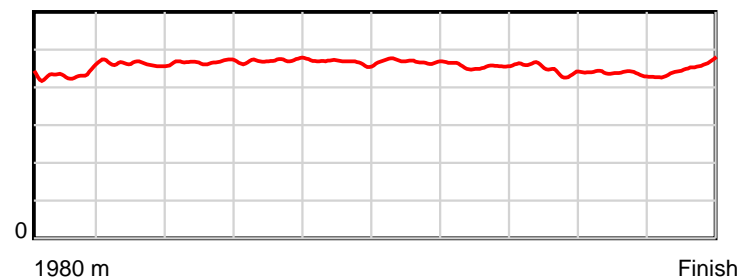
June 23, 2024, Race 4, , Distance 1980m, Addington - Survey 1980m

| Result | TAB no. | Horse (Barrier)              | 1980 to      | 1800m to     | 1600m to     | 1400m to     | 1200m to     | 1000m to    | 800m to     | 600m to     | 400m to     | 200m to   | Total or       | Margin |
|--------|---------|------------------------------|--------------|--------------|--------------|--------------|--------------|-------------|-------------|-------------|-------------|-----------|----------------|--------|
| 9th    | 6       | <b>Kowhai Nugget (6)</b>     | <b>1800m</b> | <b>1600m</b> | <b>1400m</b> | <b>1200m</b> | <b>1000m</b> | <b>800m</b> | <b>600m</b> | <b>400m</b> | <b>200m</b> | <b>WP</b> | <b>Average</b> |        |
|        |         | Position in running (margin) | -            | 5(4.0)       | 5(6.4)       | 5(5.4)       | 6(5.3)       | 7(5.4)      | 8(5.4)      | 9(7.4)      | 9(10.0)     |           |                | 12.70  |
|        |         | Sectional time (s)           | 13.41        | 15.60        | 15.13        | 15.40        | 15.45        | 15.85       | 14.74       | 14.85       | 13.96       | 14.44     |                |        |
|        |         | Cumulative time (s)          | 148.83       | 135.42       | 119.82       | 104.69       | 89.29        | 73.84       | 57.99       | 43.25       | 28.40       | 14.44     | 2:28.83        |        |
|        |         | Speed (m/s)                  | 13.42        | 12.82        | 13.22        | 12.99        | 12.94        | 12.62       | 13.57       | 13.47       | 14.33       | 13.85     | 13.30          |        |
|        |         | Stride length (m)            | 5.85         | 5.92         | 6.18         | 6.12         | 6.04         | 5.92        | 6.18        | 6.02        | 6.27        | 6.26      | 6.08           |        |
|        |         | Stride duration (s)          | 0.435        | 0.462        | 0.468        | 0.471        | 0.467        | 0.469       | 0.455       | 0.447       | 0.438       | 0.452     | 0.457          |        |
|        |         | Stride efficiency (%)        | 53.49        | 54.77        | 59.75        | 58.49        | 57.04        | 54.80       | 59.67       | 56.68       | 61.45       | 61.17     | 57.68          |        |
|        |         | Stride count                 | 30.77        | 33.78        | 32.34        | 32.69        | 33.10        | 33.77       | 32.37       | 33.21       | 31.89       | 31.97     | 325.89         |        |

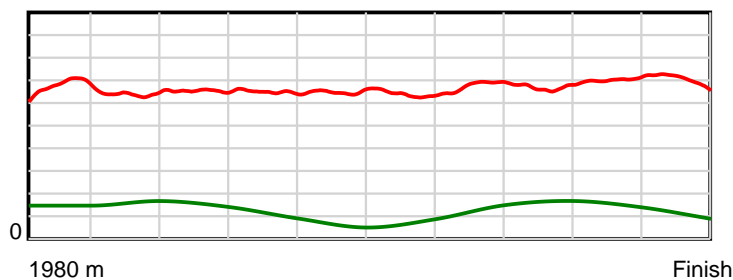
10 m Stride length



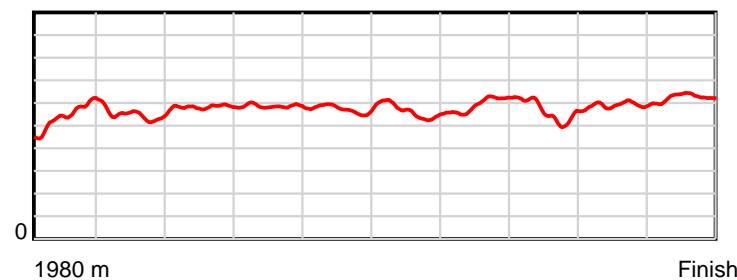
0.6 s Stride duration



20 m/sec Speed



100 % Stride efficiency



Note: Horizontal distance axis grid lines are 200m furlongs.

## Disclaimer.

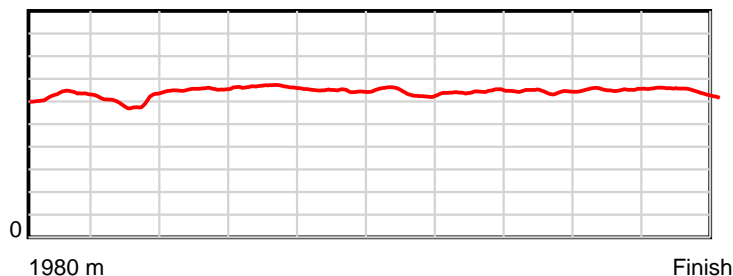
HRNZ and NZMTC and Thoroughbred Ratings Pty Ltd accepts no responsibility for the completeness or accuracy of any of the information contained herein, and makes no representations about its suitability for any particular purpose. Users should make their own judgements about those matters and/or seek independent advice. You assume all risks associated with use of the data provided on this page.

# Race Results

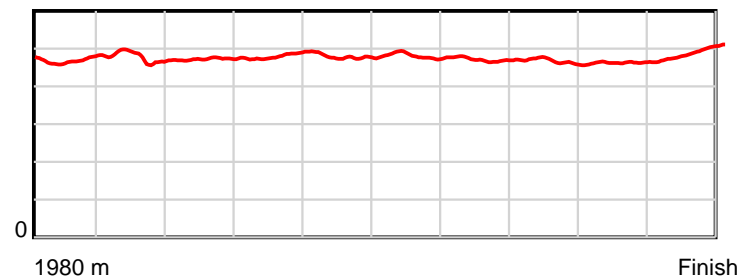
June 23, 2024, Race 4, , Distance 1980m, Addington - Survey 1980m

| Result | TAB no. | Horse (Barrier)              | 1980 to | 1800m to | 1600m to | 1400m to | 1200m to | 1000m to | 800m to | 600m to | 400m to | 200m to  | Total or | Margin |
|--------|---------|------------------------------|---------|----------|----------|----------|----------|----------|---------|---------|---------|----------|----------|--------|
| 10th   | 1       | Dance With The... (1)        | 1800m   | 1600m    | 1400m    | 1200m    | 1000m    | 800m     | 600m    | 400m    | 200m    | WP       | Average  |        |
|        |         | Position in running (margin) | -       | 10(11.6) | 10(16.4) | 10(13.0) | 8(7.0)   | 8(6.5)   | 8(5.7)  | 7(4.9)  | 7(6.2)  | 10(11.6) |          | 20.10  |
|        |         | Sectional time (s)           | 14.78   | 15.99    | 14.73    | 14.40    | 15.37    | 15.72    | 14.60   | 14.73   | 14.42   | 15.45    |          |        |
|        |         | Cumulative time (s)          | 150.19  | 135.41   | 119.42   | 104.69   | 90.29    | 74.92    | 59.20   | 44.60   | 29.87   | 15.45    | 2:30.19  |        |
|        |         | Speed (m/s)                  | 12.18   | 12.51    | 13.58    | 13.89    | 13.01    | 12.72    | 13.70   | 13.58   | 13.87   | 12.94    | 13.18    |        |
|        |         | Stride length (m)            | 6.20    | 5.97     | 6.41     | 6.67     | 6.23     | 6.11     | 6.45    | 6.32    | 6.43    | 6.39     | 6.31     |        |
|        |         | Stride duration (s)          | 0.469   | 0.478    | 0.472    | 0.480    | 0.479    | 0.480    | 0.471   | 0.466   | 0.464   | 0.494    | 0.479    |        |
|        |         | Stride efficiency (%)        | 60.10   | 55.78    | 64.17    | 69.51    | 60.62    | 58.38    | 65.00   | 62.41   | 64.56   | 63.74    | 62.28    |        |
|        |         | Stride count                 | 29.02   | 33.48    | 31.21    | 29.99    | 32.11    | 32.72    | 31.01   | 31.65   | 31.12   | 31.32    | 313.63   |        |

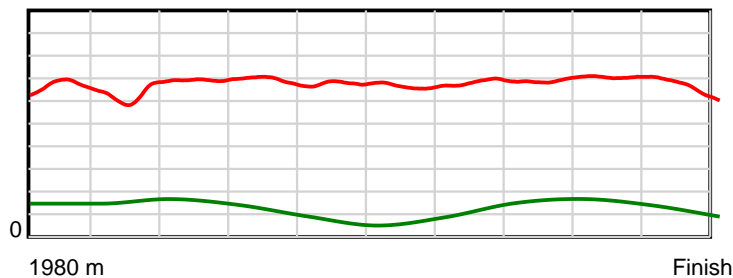
10 m Stride length



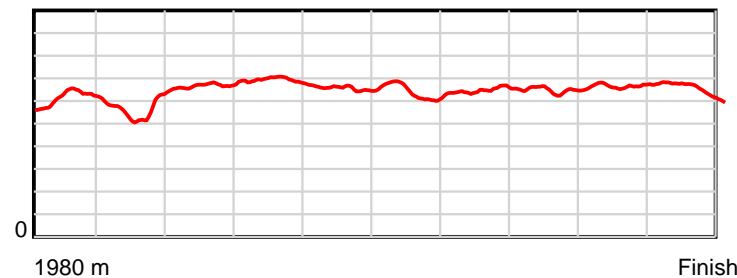
0.6 s Stride duration



20 m/sec Speed



100 % Stride efficiency



Note: Horizontal distance axis grid lines are 200m furlongs.

## Disclaimer.

HRNZ and NZMTC and Thoroughbred Ratings Pty Ltd accepts no responsibility for the completeness or accuracy of any of the information contained herein, and makes no representations about its suitability for any particular purpose. Users should make their own judgements about those matters and/or seek independent advice. You assume all risks associated with use of the data provided on this page.



# Race Results



June 23, 2024, Race 5, SUNDEES SON 'SIMPLY THE BEST' TROT, Distance 2600m, Addington - Survey 3200m

| Result | TAB no. | Horse (Barrier)              | 2600 to      | 2400m to     |
|--------|---------|------------------------------|--------------|--------------|
| 1st    | 7       | <b>Fear And Faith (6)</b>    | <b>2400m</b> | <b>2200m</b> |
|        |         | Position in running (margin) | -            | 6(5.0)       |
|        |         | Sectional time (s)           | 17.15        | 16.27        |
|        |         | Cumulative time (s)          | 206.77       | 189.62       |
|        |         | Speed (m/s)                  | 11.66        | 12.29        |
|        |         | Stride length (m)            | 5.28         | 5.53         |
|        |         | Stride duration (s)          | 0.440        | 0.449        |
|        |         | Stride efficiency (%)        | 43.57        | 47.73        |
|        |         | Stride count                 | 37.88        | 36.19        |

#### Disclaimer.

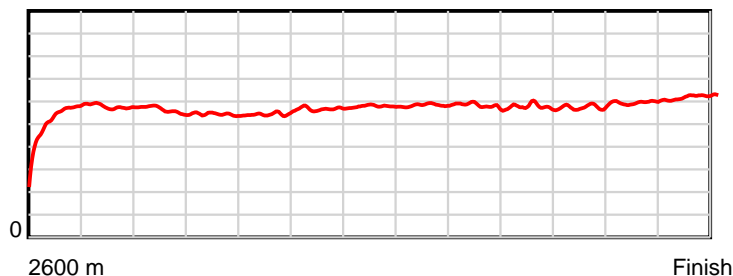
HRNZ and NZMTC and Thoroughbred Ratings Pty Ltd accepts no responsibility for the completeness or accuracy of any of the information contained herein, and makes no representations about its suitability for any particular purpose. Users should make their own judgements about those matters and/or seek independent advice. You assume all risks associated with use of the data provided on this page.

# Race Results

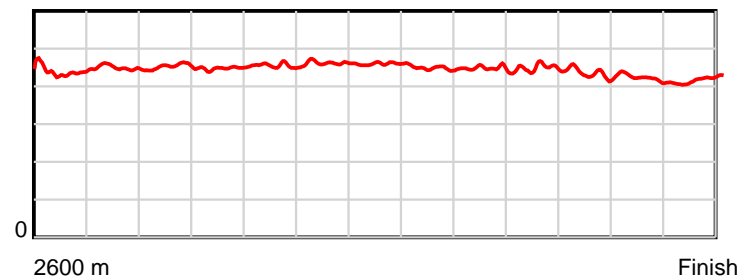
June 23, 2024, Race 5, SUNDEES SON 'SIMPLY THE BEST' TROT, Distance 2600m, Addington - Survey 3200m

| Result | TAB no. | Horse (Barrier)              | 2200m to     | 2000m to     | 1800m to     | 1600m to     | 1400m to     | 1200m to     | 1000m to    | 800m to     | 600m to     | 400m to     | 200m to   | Total or       | Margin |
|--------|---------|------------------------------|--------------|--------------|--------------|--------------|--------------|--------------|-------------|-------------|-------------|-------------|-----------|----------------|--------|
| 1st    | 7       | <b>Fear And Faith (6)</b>    | <b>2000m</b> | <b>1800m</b> | <b>1600m</b> | <b>1400m</b> | <b>1200m</b> | <b>1000m</b> | <b>800m</b> | <b>600m</b> | <b>400m</b> | <b>200m</b> | <b>WP</b> | <b>Average</b> |        |
|        |         | Position in running (margin) | 5(11.2)      | 5(10.0)      | 5(9.2)       | 5(7.4)       | 5(5.1)       | 5(4.0)       | 7(5.1)      | 8(7.8)      | 7(6.9)      | 7(5.0)      | 7(3.5)    |                | 0.00   |
|        |         | Sectional time (s)           | 16.42        | 16.56        | 16.98        | 16.54        | 16.00        | 15.85        | 15.83       | 15.61       | 15.44       | 14.61       | 13.51     |                |        |
|        |         | Cumulative time (s)          | 173.35       | 156.93       | 140.37       | 123.39       | 106.85       | 90.85        | 75.00       | 59.17       | 43.56       | 28.12       | 13.51     | 3:26.77        |        |
|        |         | Speed (m/s)                  | 12.18        | 12.08        | 11.78        | 12.09        | 12.50        | 12.62        | 12.63       | 12.81       | 12.95       | 13.69       | 14.80     | 12.57          |        |
|        |         | Stride length (m)            | 5.51         | 5.41         | 5.36         | 5.59         | 5.75         | 5.65         | 5.64        | 5.75        | 5.63        | 5.75        | 6.18      | 5.61           |        |
|        |         | Stride duration (s)          | 0.452        | 0.448        | 0.455        | 0.462        | 0.460        | 0.448        | 0.447       | 0.449       | 0.435       | 0.420       | 0.418     | 0.446          |        |
|        |         | Stride efficiency (%)        | 47.42        | 45.72        | 44.94        | 48.80        | 51.60        | 49.97        | 49.76       | 51.74       | 49.52       | 51.60       | 59.76     | 49.18          |        |
|        |         | Stride count                 | 36.30        | 36.98        | 37.29        | 35.79        | 34.80        | 35.37        | 35.44       | 34.76       | 35.53       | 34.81       | 32.34     | 463.48         |        |

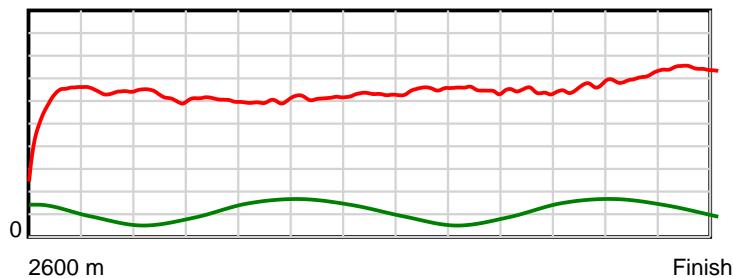
10 m Stride length



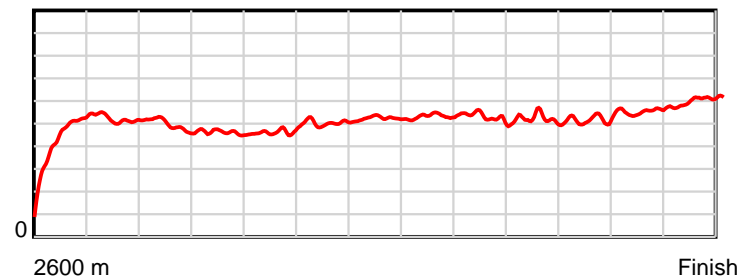
0.6 s Stride duration



20 m/sec Speed



100 % Stride efficiency



Note: Horizontal distance axis grid lines are 200m furlongs.

## Disclaimer.

HRNZ and NZMTC and Thoroughbred Ratings Pty Ltd accepts no responsibility for the completeness or accuracy of any of the information contained herein, and makes no representations about its suitability for any particular purpose. Users should make their own judgements about those matters and/or seek independent advice. You assume all risks associated with use of the data provided on this page.



# Race Results



June 23, 2024, Race 5, SUNDEES SON 'SIMPLY THE BEST' TROT, Distance 2600m, Addington - Survey 3200m

| Result | TAB no. | Horse (Barrier)              | 2600 to | 2400m to |
|--------|---------|------------------------------|---------|----------|
| 2nd    | 8       | Penelope Hall (7)            | 2400m   | 2200m    |
|        |         | Position in running (margin) | -       | 1(0.0)   |
|        |         | Sectional time (s)           | 16.44   | 15.27    |
|        |         | Cumulative time (s)          | 206.83  | 190.39   |
|        |         | Speed (m/s)                  | 12.17   | 13.10    |
|        |         | Stride length (m)            | 0.00    | 0.00     |
|        |         | Stride duration (s)          | 0.000   | 0.000    |
|        |         | Stride efficiency (%)        | 0.00    | 0.00     |
|        |         | Stride count                 | 0.00    | 0.00     |

## Disclaimer.


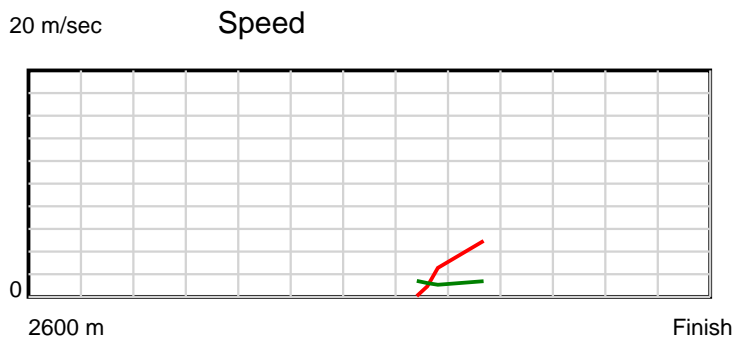
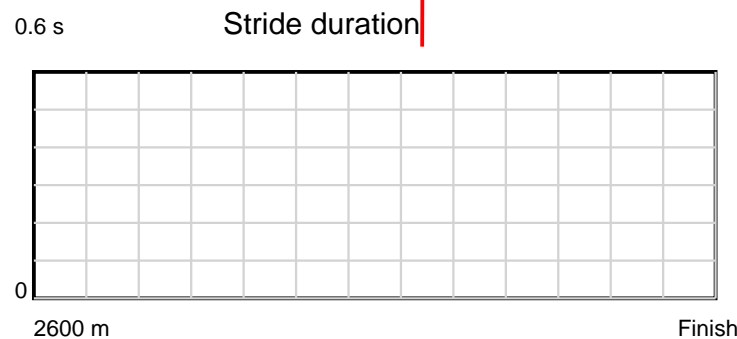
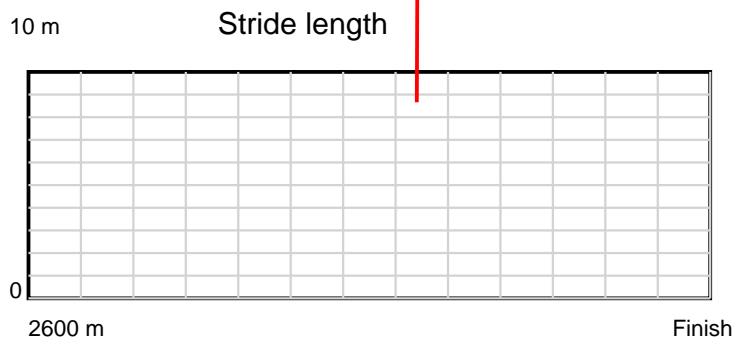
HRNZ and NZMTC and Thoroughbred Ratings Pty Ltd accepts no responsibility for the completeness or accuracy of any of the information contained herein, and makes no representations about its suitability for any particular purpose. Users should make their own judgements about those matters and/or seek independent advice. You assume all risks associated with use of the data provided on this page.



# Race Results

June 23, 2024, Race 5, SUNDEES SON 'SIMPLY THE BEST' TROT, Distance 2600m, Addington - Survey 3200m

| Result | TAB no. | Horse (Barrier)              | 2200m to | 2000m to | 1800m to | 1600m to | 1400m to | 1200m to | 1000m to | 800m to  | 600m to  | 400m to  | 200m to  | Total or  | Margin |
|--------|---------|------------------------------|----------|----------|----------|----------|----------|----------|----------|----------|----------|----------|----------|-----------|--------|
| 2nd    | 8       | Penelope Hall (7)            | 2000m    | 1800m    | 1600m    | 1400m    | 1200m    | 1000m    | 800m     | 600m     | 400m     | 200m     | WP       | Average   |        |
|        |         | Position in running (margin) | 2(0.2)   | 2(2.7)   | 2(3.0)   | 2(1.1)   | 2(1.5)   | 2(1.8)   | 3(1.6)   | 3(2.5)   | 3(2.5)   | 3(1.3)   | 3(1.8)   |           | 0.50   |
|        |         | Sectional time (s)           | 17.04    | 16.74    | 16.96    | 17.00    | 16.23    | 15.65    | 15.51    | 15.76    | 15.56    | 14.94    | 13.73    |           |        |
|        |         | Cumulative time (s)          | 175.12   | 158.08   | 141.34   | 124.38   | 107.38   | 91.15    | 75.50    | 59.99    | 44.23    | 28.67    | 13.73    | 3:26.83   |        |
|        |         | Speed (m/s)                  | 11.74    | 11.95    | 11.79    | 11.76    | 12.32    | 12.78    | 12.89    | 12.69    | 12.85    | 13.39    | 14.57    | 12.57     |        |
|        |         | Stride length (m)            | 0.00     | 0.00     | 0.00     | 0.00     | 0.00     | 94.72    | 54.62    | 169.01   | 171.11   | 178.20   | 194.04   | 253.16    |        |
|        |         | Stride duration (s)          | 0.000    | 0.000    | 0.000    | 0.000    | 0.000    | 7.413    | 4.236    | 13.316   | 13.316   | 13.316   | 13.316   | 20.139    |        |
|        |         | Stride efficiency (%)        | 0.00     | 0.00     | 0.00     | 0.00     | 0.00     | 14021.16 | 4662.21  | 44638.82 | 45749.79 | 49624.43 | 58838.64 | 100154.23 |        |
|        |         | Stride count                 | 0.00     | 0.00     | 0.00     | 0.00     | 0.00     | 2.11     | 3.66     | 1.18     | 1.17     | 1.12     | 1.03     | 10.27     |        |



Note: Horizontal distance axis grid lines are 200m furlongs.

**Disclaimer.**

HRNZ and NZMTC and Thoroughbred Ratings Pty Ltd accepts no responsibility for the completeness or accuracy of any of the information contained herein, and makes no representations about its suitability for any particular purpose. Users should make their own judgements about those matters and/or seek independent advice. You assume all risks associated with use of the data provided on this page.



# Race Results



June 23, 2024, Race 5, SUNDEES SON 'SIMPLY THE BEST' TROT, Distance 2600m, Addington - Survey 3200m

| Result | TAB no. | Horse (Barrier)              | 2600 to      | 2400m to     |
|--------|---------|------------------------------|--------------|--------------|
| 3rd    | 11      | <b>Five Monkeys (10)</b>     | <b>2400m</b> | <b>2200m</b> |
|        |         | Position in running (margin) | -            | 3(2.4)       |
|        |         | Sectional time (s)           | 16.56        | 14.83        |
|        |         | Cumulative time (s)          | 207.03       | 190.47       |
|        |         | Speed (m/s)                  | 12.08        | 13.49        |
|        |         | Stride length (m)            | 5.69         | 6.10         |
|        |         | Stride duration (s)          | 0.453        | 0.452        |
|        |         | Stride efficiency (%)        | 50.61        | 58.11        |
|        |         | Stride count                 | 35.14        | 32.80        |

#### Disclaimer.

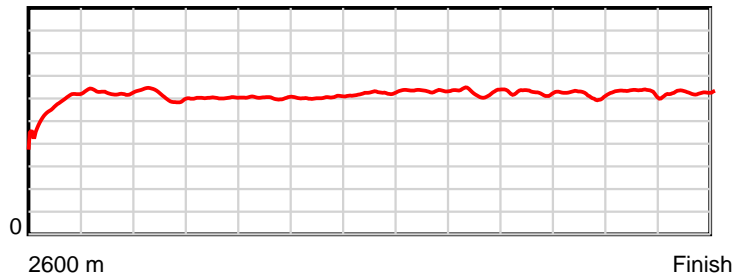
HRNZ and NZMTC and Thoroughbred Ratings Pty Ltd accepts no responsibility for the completeness or accuracy of any of the information contained herein, and makes no representations about its suitability for any particular purpose. Users should make their own judgements about those matters and/or seek independent advice. You assume all risks associated with use of the data provided on this page.

# Race Results

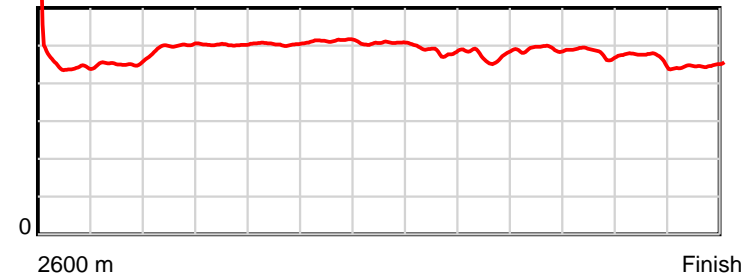
June 23, 2024, Race 5, SUNDEES SON 'SIMPLY THE BEST' TROT, Distance 2600m, Addington - Survey 3200m

| Result | TAB no. | Horse (Barrier)              | 2200m to     | 2000m to     | 1800m to     | 1600m to     | 1400m to     | 1200m to     | 1000m to    | 800m to     | 600m to     | 400m to     | 200m to   | Total or       | Margin |
|--------|---------|------------------------------|--------------|--------------|--------------|--------------|--------------|--------------|-------------|-------------|-------------|-------------|-----------|----------------|--------|
| 3rd    | 11      | <b>Five Monkeys (10)</b>     | <b>2000m</b> | <b>1800m</b> | <b>1600m</b> | <b>1400m</b> | <b>1200m</b> | <b>1000m</b> | <b>800m</b> | <b>600m</b> | <b>400m</b> | <b>200m</b> | <b>WP</b> | <b>Average</b> |        |
|        |         | Position in running (margin) | 1(0.0)       | 1(0.0)       | 1(0.0)       | 1(0.0)       | 1(0.0)       | 1(0.0)       | 1(0.0)      | 1(0.0)      | 1(0.0)      | 1(0.0)      | 1(0.0)    |                | 1.40   |
|        |         | Sectional time (s)           | 16.63        | 16.69        | 17.28        | 16.92        | 16.19        | 15.67        | 15.37       | 15.76       | 15.76       | 14.86       | 14.51     |                |        |
|        |         | Cumulative time (s)          | 175.64       | 159.01       | 142.32       | 125.04       | 108.12       | 91.93        | 76.26       | 60.89       | 45.13       | 29.37       | 14.51     | 3:27.03        |        |
|        |         | Speed (m/s)                  | 12.03        | 11.98        | 11.57        | 11.82        | 12.35        | 12.76        | 13.01       | 12.69       | 12.69       | 13.46       | 13.78     | 12.56          |        |
|        |         | Stride length (m)            | 5.99         | 6.02         | 5.84         | 6.07         | 6.26         | 6.21         | 6.17        | 6.23        | 6.10        | 6.29        | 6.17      | 6.08           |        |
|        |         | Stride duration (s)          | 0.498        | 0.502        | 0.504        | 0.513        | 0.506        | 0.486        | 0.475       | 0.491       | 0.481       | 0.468       | 0.447     | 0.484          |        |
|        |         | Stride efficiency (%)        | 56.02        | 56.64        | 53.22        | 57.56        | 61.14        | 60.24        | 59.55       | 60.56       | 58.21       | 61.85       | 59.43     | 57.81          |        |
|        |         | Stride count                 | 33.40        | 33.22        | 34.27        | 32.95        | 31.97        | 32.21        | 32.40       | 32.13       | 32.77       | 31.79       | 32.43     | 427.48         |        |

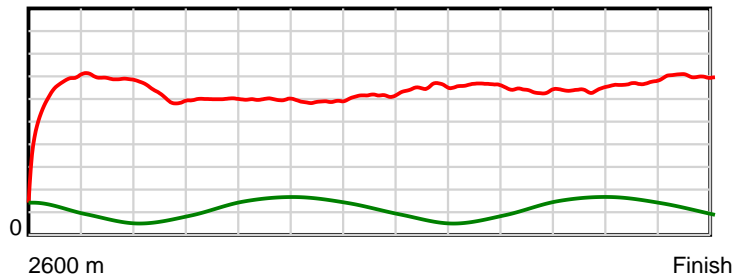
10 m Stride length



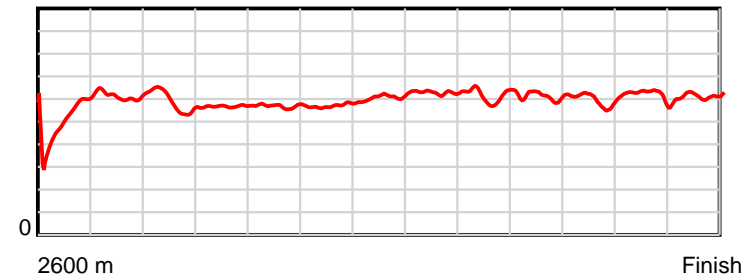
0.5 s Stride duration



20 m/sec Speed



100 % Stride efficiency



Note: Horizontal distance axis grid lines are 200m furlongs.

### Disclaimer.

HRNZ and NZMTC and Thoroughbred Ratings Pty Ltd accepts no responsibility for the completeness or accuracy of any of the information contained herein, and makes no representations about its suitability for any particular purpose. Users should make their own judgements about those matters and/or seek independent advice. You assume all risks associated with use of the data provided on this page.



# Race Results



June 23, 2024, Race 5, SUNDEES SON 'SIMPLY THE BEST' TROT, Distance 2600m, Addington - Survey 3200m

| Result | TAB no. | Horse (Barrier)              | 2600 to | 2400m to |
|--------|---------|------------------------------|---------|----------|
| 4th    | 1       | Royal Grace (2)              | 2400m   | 2200m    |
|        |         | Position in running (margin) | -       | 13(22.5) |
|        |         | Sectional time (s)           | 20.10   | 15.93    |
|        |         | Cumulative time (s)          | 207.28  | 187.18   |
|        |         | Speed (m/s)                  | 9.95    | 12.55    |
|        |         | Stride length (m)            | 4.91    | 5.65     |
|        |         | Stride duration (s)          | 0.467   | 0.450    |
|        |         | Stride efficiency (%)        | 37.67   | 49.87    |
|        |         | Stride count                 | 40.74   | 35.40    |

#### Disclaimer.

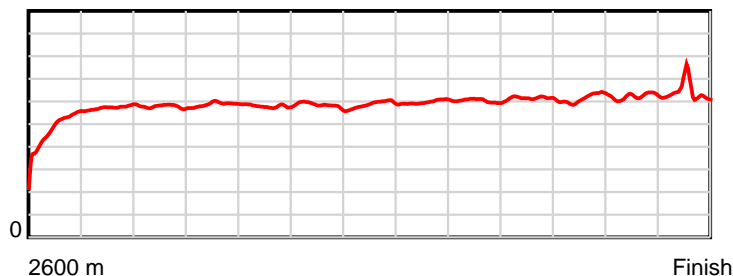
HRNZ and NZMTC and Thoroughbred Ratings Pty Ltd accepts no responsibility for the completeness or accuracy of any of the information contained herein, and makes no representations about its suitability for any particular purpose. Users should make their own judgements about those matters and/or seek independent advice. You assume all risks associated with use of the data provided on this page.

# Race Results

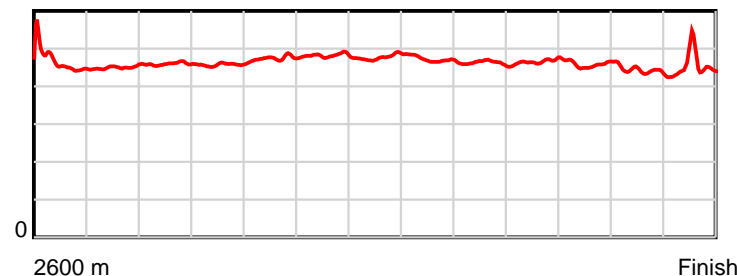
June 23, 2024, Race 5, SUNDEES SON 'SIMPLY THE BEST' TROT, Distance 2600m, Addington - Survey 3200m

| Result | TAB no. | Horse (Barrier)              | 2200m to | 2000m to | 1800m to | 1600m to | 1400m to | 1200m to | 1000m to | 800m to  | 600m to | 400m to | 200m to | Total or | Margin |
|--------|---------|------------------------------|----------|----------|----------|----------|----------|----------|----------|----------|---------|---------|---------|----------|--------|
| 4th    | 1       | Royal Grace (2)              | 2000m    | 1800m    | 1600m    | 1400m    | 1200m    | 1000m    | 800m     | 600m     | 400m    | 200m    | WP      | Average  |        |
|        |         | Position in running (margin) | 13(26.7) | 12(24.2) | 11(17.1) | 10(12.5) | 10(10.4) | 12(10.4) | 13(12.2) | 12(13.2) | 10(9.5) | 9(5.9)  | 5(2.2)  |          | 2.80   |
|        |         | Sectional time (s)           | 16.20    | 15.51    | 16.52    | 16.55    | 16.21    | 15.96    | 15.54    | 15.15    | 15.15   | 14.26   | 14.20   |          |        |
|        |         | Cumulative time (s)          | 171.25   | 155.05   | 139.54   | 123.02   | 106.47   | 90.26    | 74.30    | 58.76    | 43.61   | 28.46   | 14.20   | 3:27.28  |        |
|        |         | Speed (m/s)                  | 12.35    | 12.89    | 12.11    | 12.08    | 12.34    | 12.53    | 12.87    | 13.20    | 13.20   | 14.03   | 14.08   | 12.54    |        |
|        |         | Stride length (m)            | 5.67     | 5.90     | 5.74     | 5.82     | 5.89     | 5.91     | 5.94     | 6.15     | 6.06    | 6.17    | 6.33    | 5.84     |        |
|        |         | Stride duration (s)          | 0.459    | 0.457    | 0.474    | 0.482    | 0.477    | 0.472    | 0.462    | 0.466    | 0.459   | 0.440   | 0.449   | 0.465    |        |
|        |         | Stride efficiency (%)        | 50.22    | 54.32    | 51.50    | 53.02    | 54.19    | 54.64    | 55.22    | 59.19    | 57.40   | 59.55   | 62.60   | 53.24    |        |
|        |         | Stride count                 | 35.28    | 33.92    | 34.84    | 34.34    | 33.96    | 33.82    | 33.64    | 32.50    | 33.00   | 32.40   | 31.60   | 445.44   |        |

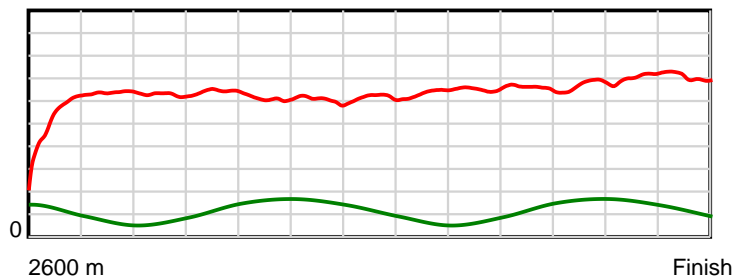
10 m Stride length



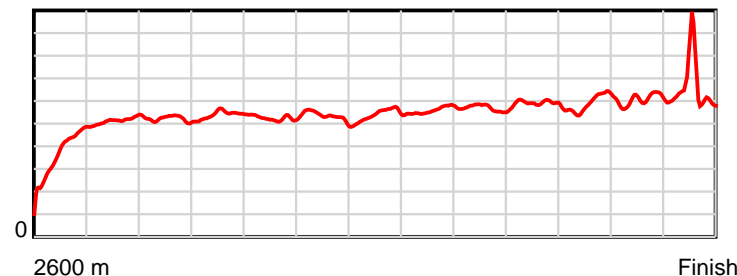
0.6 s Stride duration



20 m/sec Speed



100 % Stride efficiency



Note: Horizontal distance axis grid lines are 200m furlongs.

## Disclaimer.

HRNZ and NZMTC and Thoroughbred Ratings Pty Ltd accepts no responsibility for the completeness or accuracy of any of the information contained herein, and makes no representations about its suitability for any particular purpose. Users should make their own judgements about those matters and/or seek independent advice. You assume all risks associated with use of the data provided on this page.



# Race Results



June 23, 2024, Race 5, SUNDEES SON 'SIMPLY THE BEST' TROT, Distance 2600m, Addington - Survey 3200m

| Result | TAB no. | Horse (Barrier)              | 2600 to      | 2400m to     |
|--------|---------|------------------------------|--------------|--------------|
| 5th    | 2       | <b>Monaro Meg (3)</b>        | <b>2400m</b> | <b>2200m</b> |
|        |         | Position in running (margin) | -            | 4(2.5)       |
|        |         | Sectional time (s)           | 16.82        | 15.18        |
|        |         | Cumulative time (s)          | 207.37       | 190.55       |
|        |         | Speed (m/s)                  | 11.89        | 13.18        |
|        |         | Stride length (m)            | 5.46         | 5.73         |
|        |         | Stride duration (s)          | 0.429        | 0.435        |
|        |         | Stride efficiency (%)        | 46.54        | 51.23        |
|        |         | Stride count                 | 36.65        | 34.93        |

#### Disclaimer.

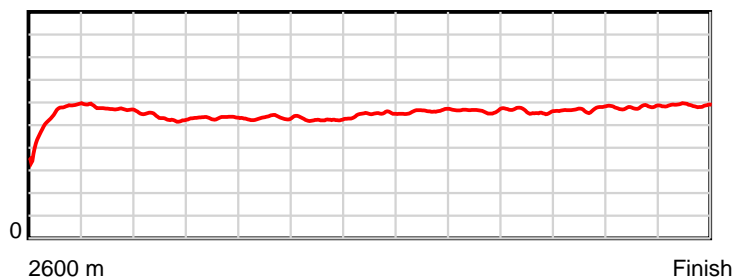
HRNZ and NZMTC and Thoroughbred Ratings Pty Ltd accepts no responsibility for the completeness or accuracy of any of the information contained herein, and makes no representations about its suitability for any particular purpose. Users should make their own judgements about those matters and/or seek independent advice. You assume all risks associated with use of the data provided on this page.

# Race Results

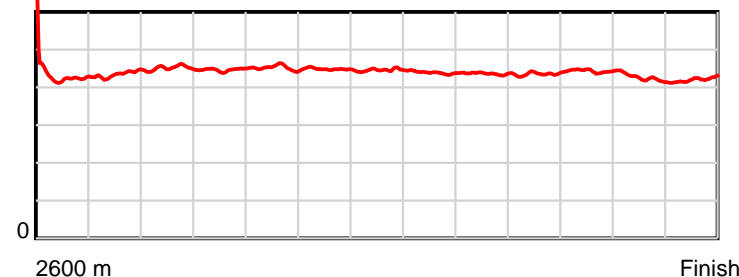
June 23, 2024, Race 5, SUNDEES SON 'SIMPLY THE BEST' TROT, Distance 2600m, Addington - Survey 3200m

| Result | TAB no. | Horse (Barrier)              | 2200m to     | 2000m to     | 1800m to     | 1600m to     | 1400m to     | 1200m to     | 1000m to    | 800m to     | 600m to     | 400m to     | 200m to   | Total or       | Margin |
|--------|---------|------------------------------|--------------|--------------|--------------|--------------|--------------|--------------|-------------|-------------|-------------|-------------|-----------|----------------|--------|
| 5th    | 2       | <b>Monaro Meg (3)</b>        | <b>2000m</b> | <b>1800m</b> | <b>1600m</b> | <b>1400m</b> | <b>1200m</b> | <b>1000m</b> | <b>800m</b> | <b>600m</b> | <b>400m</b> | <b>200m</b> | <b>WP</b> | <b>Average</b> |        |
|        |         | Position in running (margin) | 3(2.2)       | 3(5.0)       | 3(5.5)       | 3(3.5)       | 4(3.9)       | 6(4.1)       | 6(3.5)      | 4(4.4)      | 4(2.9)      | 4(2.2)      | 4(2.1)    |                | 3.20   |
|        |         | Sectional time (s)           | 17.09        | 16.78        | 16.94        | 17.00        | 16.22        | 15.58        | 15.52       | 15.51       | 15.64       | 14.84       | 14.25     |                |        |
|        |         | Cumulative time (s)          | 175.37       | 158.28       | 141.50       | 124.56       | 107.56       | 91.34        | 75.76       | 60.24       | 44.73       | 29.09       | 14.25     | 3:27.37        |        |
|        |         | Speed (m/s)                  | 11.70        | 11.92        | 11.81        | 11.76        | 12.33        | 12.84        | 12.89       | 12.89       | 12.79       | 13.48       | 14.04     | 12.54          |        |
|        |         | Stride length (m)            | 5.28         | 5.33         | 5.33         | 5.28         | 5.50         | 5.64         | 5.63        | 5.61        | 5.67        | 5.72        | 5.92      | 5.54           |        |
|        |         | Stride duration (s)          | 0.451        | 0.447        | 0.452        | 0.449        | 0.446        | 0.439        | 0.437       | 0.435       | 0.443       | 0.425       | 0.422     | 0.442          |        |
|        |         | Stride efficiency (%)        | 43.55        | 44.36        | 44.41        | 43.56        | 47.24        | 49.63        | 49.52       | 49.16       | 50.20       | 51.21       | 54.74     | 47.92          |        |
|        |         | Stride count                 | 37.89        | 37.54        | 37.52        | 37.88        | 36.38        | 35.49        | 35.53       | 35.66       | 35.29       | 34.94       | 33.79     | 469.49         |        |

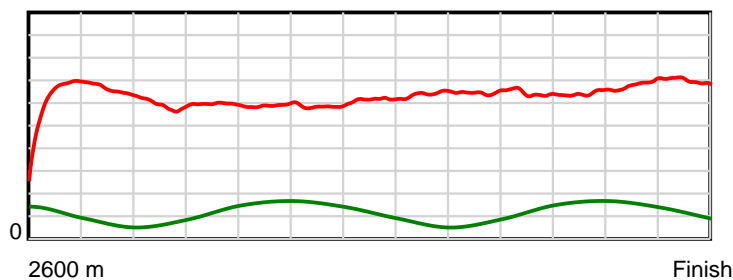
10 m Stride length



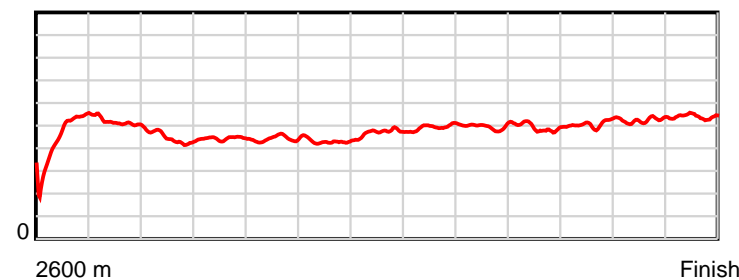
0.6 s Stride duration



20 m/sec Speed



100 % Stride efficiency



Note: Horizontal distance axis grid lines are 200m furlongs.

## Disclaimer.

HRNZ and NZMTC and Thoroughbred Ratings Pty Ltd accepts no responsibility for the completeness or accuracy of any of the information contained herein, and makes no representations about its suitability for any particular purpose. Users should make their own judgements about those matters and/or seek independent advice. You assume all risks associated with use of the data provided on this page.



# Race Results



June 23, 2024, Race 5, SUNDEES SON 'SIMPLY THE BEST' TROT, Distance 2600m, Addington - Survey 3200m

| Result | TAB no. | Horse (Barrier)              | 2600 to | 2400m to |
|--------|---------|------------------------------|---------|----------|
| 6th    | 9       | King Of Diamon... (8)        | 2400m   | 2200m    |
|        |         | Position in running (margin) | -       | 10(13.1) |
|        |         | Sectional time (s)           | 18.72   | 16.18    |
|        |         | Cumulative time (s)          | 207.44  | 188.72   |
|        |         | Speed (m/s)                  | 10.69   | 12.36    |
|        |         | Stride length (m)            | 5.42    | 5.83     |
|        |         | Stride duration (s)          | 0.468   | 0.471    |
|        |         | Stride efficiency (%)        | 45.98   | 53.03    |
|        |         | Stride count                 | 36.87   | 34.33    |

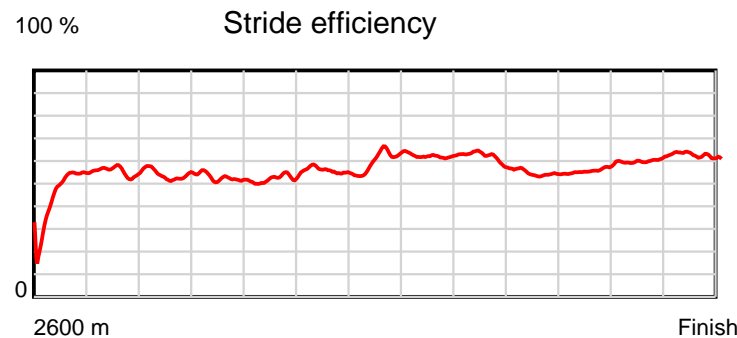
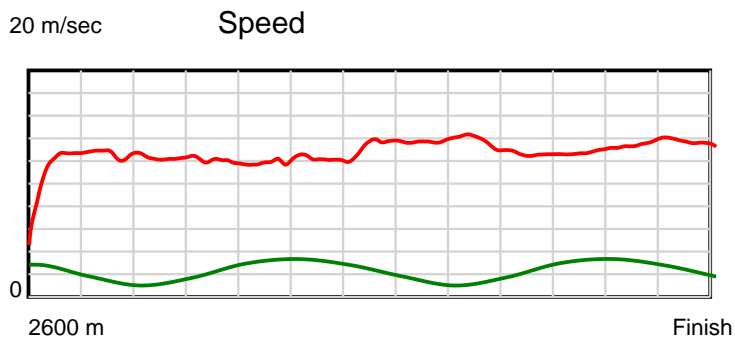
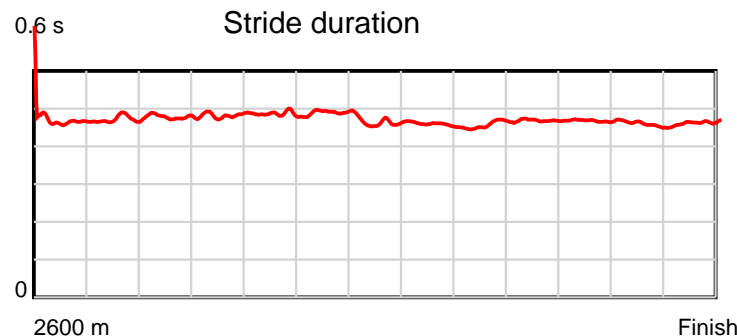
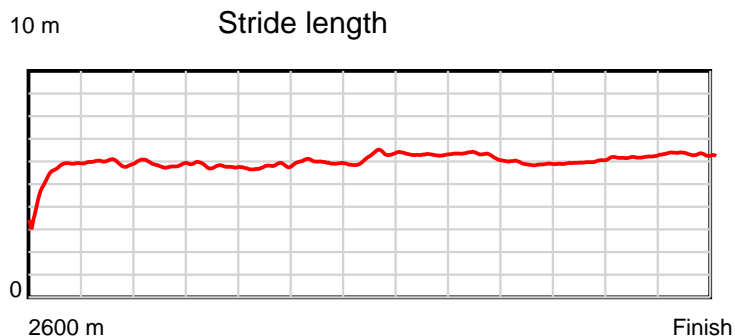
#### Disclaimer.

HRNZ and NZMTC and Thoroughbred Ratings Pty Ltd accepts no responsibility for the completeness or accuracy of any of the information contained herein, and makes no representations about its suitability for any particular purpose. Users should make their own judgements about those matters and/or seek independent advice. You assume all risks associated with use of the data provided on this page.

# Race Results

June 23, 2024, Race 5, SUNDEES SON 'SIMPLY THE BEST' TROT, Distance 2600m, Addington - Survey 3200m

| Result | TAB no. | Horse (Barrier)              | 2200m to | 2000m to | 1800m to | 1600m to | 1400m to | 1200m to | 1000m to | 800m to | 600m to | 400m to | 200m to | Total or | Margin |
|--------|---------|------------------------------|----------|----------|----------|----------|----------|----------|----------|---------|---------|---------|---------|----------|--------|
| 6th    | 9       | King Of Diamon... (8)        | 2000m    | 1800m    | 1600m    | 1400m    | 1200m    | 1000m    | 800m     | 600m    | 400m    | 200m    | WP      | Average  |        |
|        |         | Position in running (margin) | 11(18.8) | 10(19.2) | 12(18.3) | 12(16.5) | 13(14.3) | 8(6.1)   | 4(2.5)   | 2(1.0)  | 2(0.8)  | 2(0.2)  | 2(0.0)  |          | 3.60   |
|        |         | Sectional time (s)           | 16.70    | 16.54    | 16.97    | 16.55    | 14.83    | 15.06    | 15.13    | 15.72   | 15.65   | 14.85   | 14.54   |          |        |
|        |         | Cumulative time (s)          | 172.54   | 155.84   | 139.30   | 122.33   | 105.78   | 90.95    | 75.89    | 60.76   | 45.04   | 29.39   | 14.54   | 3:27.44  |        |
|        |         | Speed (m/s)                  | 11.98    | 12.09    | 11.79    | 12.08    | 13.49    | 13.28    | 13.22    | 12.72   | 12.78   | 13.47   | 13.76   | 12.53    |        |
|        |         | Stride length (m)            | 5.73     | 5.83     | 5.73     | 5.92     | 6.25     | 6.09     | 6.05     | 5.96    | 5.98    | 6.17    | 6.38    | 5.94     |        |
|        |         | Stride duration (s)          | 0.479    | 0.482    | 0.486    | 0.490    | 0.463    | 0.458    | 0.458    | 0.469   | 0.468   | 0.458   | 0.464   | 0.474    |        |
|        |         | Stride efficiency (%)        | 51.34    | 53.14    | 51.28    | 54.70    | 60.97    | 57.96    | 57.28    | 55.54   | 55.93   | 59.41   | 63.70   | 55.13    |        |
|        |         | Stride count                 | 34.89    | 34.30    | 34.91    | 33.80    | 32.02    | 32.84    | 33.03    | 33.55   | 33.43   | 32.44   | 31.33   | 437.74   |        |



Note: Horizontal distance axis grid lines are 200m furlongs.

#### Disclaimer.

HRNZ and NZMTC and Thoroughbred Ratings Pty Ltd accepts no responsibility for the completeness or accuracy of any of the information contained herein, and makes no representations about its suitability for any particular purpose. Users should make their own judgements about those matters and/or seek independent advice. You assume all risks associated with use of the data provided on this page.



# Race Results



June 23, 2024, Race 5, SUNDEES SON 'SIMPLY THE BEST' TROT, Distance 2600m, Addington - Survey 3200m

| Result | TAB no. | Horse (Barrier)              | 2600 to 2400m | 2400m to 2200m |
|--------|---------|------------------------------|---------------|----------------|
| 7th    | 15      | Bevron (13)                  |               |                |
|        |         | Position in running (margin) | -             | 5(4.0)         |
|        |         | Sectional time (s)           | 17.07         | 15.81          |
|        |         | Cumulative time (s)          | 207.88        | 190.81         |
|        |         | Speed (m/s)                  | 11.72         | 12.65          |
|        |         | Stride length (m)            | 5.82          | 5.99           |
|        |         | Stride duration (s)          | 0.460         | 0.473          |
|        |         | Stride efficiency (%)        | 53.00         | 55.99          |
|        |         | Stride count                 | 34.34         | 33.41          |

## Disclaimer.

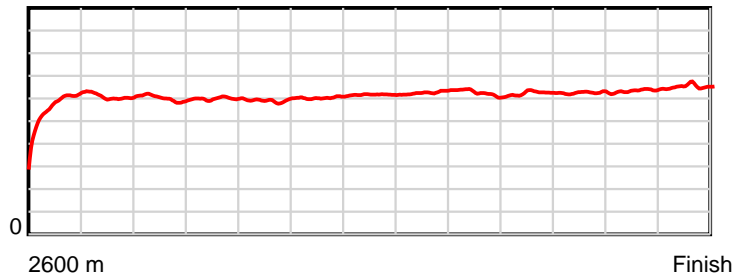
HRNZ and NZMTC and Thoroughbred Ratings Pty Ltd accepts no responsibility for the completeness or accuracy of any of the information contained herein, and makes no representations about its suitability for any particular purpose. Users should make their own judgements about those matters and/or seek independent advice. You assume all risks associated with use of the data provided on this page.

# Race Results

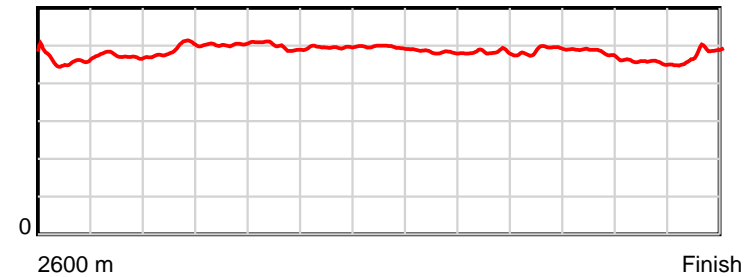
June 23, 2024, Race 5, SUNDEES SON 'SIMPLY THE BEST' TROT, Distance 2600m, Addington - Survey 3200m

| Result | TAB no. | Horse (Barrier)              | 2200m to     | 2000m to     | 1800m to     | 1600m to     | 1400m to     | 1200m to     | 1000m to    | 800m to     | 600m to     | 400m to     | 200m to   | Total or       | Margin |
|--------|---------|------------------------------|--------------|--------------|--------------|--------------|--------------|--------------|-------------|-------------|-------------|-------------|-----------|----------------|--------|
| 7th    | 15      | <b>Bevron (13)</b>           | <b>2000m</b> | <b>1800m</b> | <b>1600m</b> | <b>1400m</b> | <b>1200m</b> | <b>1000m</b> | <b>800m</b> | <b>600m</b> | <b>400m</b> | <b>200m</b> | <b>WP</b> | <b>Average</b> |        |
|        |         | Position in running (margin) | 4(7.5)       | 4(7.4)       | 4(7.9)       | 4(5.3)       | 3(2.6)       | 3(1.8)       | 5(3.0)      | 5(5.9)      | 6(5.2)      | 6(4.1)      | 6(2.5)    |                | 6.00   |
|        |         | Sectional time (s)           | 16.61        | 16.76        | 16.86        | 16.46        | 16.06        | 15.87        | 15.86       | 15.63       | 15.59       | 14.59       | 14.71     |                |        |
|        |         | Cumulative time (s)          | 175.00       | 158.39       | 141.63       | 124.77       | 108.31       | 92.25        | 76.38       | 60.52       | 44.89       | 29.30       | 14.71     | 3:27.88        |        |
|        |         | Speed (m/s)                  | 12.04        | 11.93        | 11.86        | 12.15        | 12.45        | 12.60        | 12.61       | 12.80       | 12.83       | 13.71       | 13.60     | 12.51          |        |
|        |         | Stride length (m)            | 5.89         | 6.00         | 5.91         | 6.03         | 6.18         | 6.09         | 6.08        | 6.25        | 6.18        | 6.25        | 6.51      | 6.09           |        |
|        |         | Stride duration (s)          | 0.489        | 0.503        | 0.498        | 0.496        | 0.497        | 0.483        | 0.482       | 0.488       | 0.482       | 0.456       | 0.479     | 0.487          |        |
|        |         | Stride efficiency (%)        | 54.26        | 56.25        | 54.60        | 56.73        | 59.78        | 57.95        | 57.77       | 61.01       | 59.72       | 61.12       | 66.22     | 57.89          |        |
|        |         | Stride count                 | 33.94        | 33.34        | 33.83        | 33.19        | 32.34        | 32.84        | 32.89       | 32.01       | 32.35       | 31.98       | 30.72     | 427.18         |        |

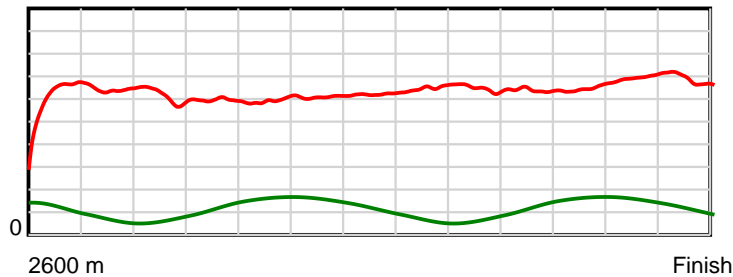
10 m Stride length



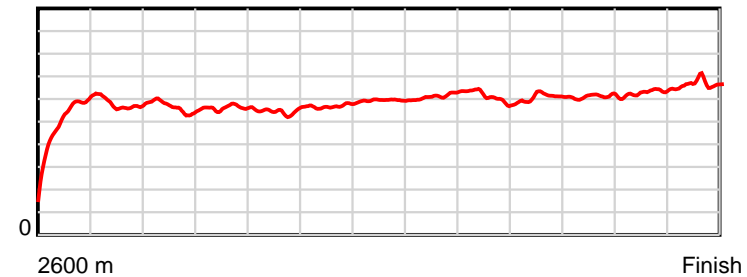
0.6 s Stride duration



20 m/sec Speed



100 % Stride efficiency



Note: Horizontal distance axis grid lines are 200m furlongs.

**Disclaimer.**

HRNZ and NZMTC and Thoroughbred Ratings Pty Ltd accepts no responsibility for the completeness or accuracy of any of the information contained herein, and makes no representations about its suitability for any particular purpose. Users should make their own judgements about those matters and/or seek independent advice. You assume all risks associated with use of the data provided on this page.



# Race Results



June 23, 2024, Race 5, SUNDEES SON 'SIMPLY THE BEST' TROT, Distance 2600m, Addington - Survey 3200m

| Result | TAB no. | Horse (Barrier)              | 2600 to      | 2400m to     |
|--------|---------|------------------------------|--------------|--------------|
| 8th    | 5       | <b>She's Got Sass (5)</b>    | <b>2400m</b> | <b>2200m</b> |
|        |         | Position in running (margin) | -            | 15(28.9)     |
|        |         | Sectional time (s)           | 21.08        | 15.90        |
|        |         | Cumulative time (s)          | 207.95       | 186.87       |
|        |         | Speed (m/s)                  | 9.49         | 12.58        |
|        |         | Stride length (m)            | 4.45         | 5.76         |
|        |         | Stride duration (s)          | 0.456        | 0.458        |
|        |         | Stride efficiency (%)        | 30.90        | 51.76        |
|        |         | Stride count                 | 44.98        | 34.75        |

#### Disclaimer.

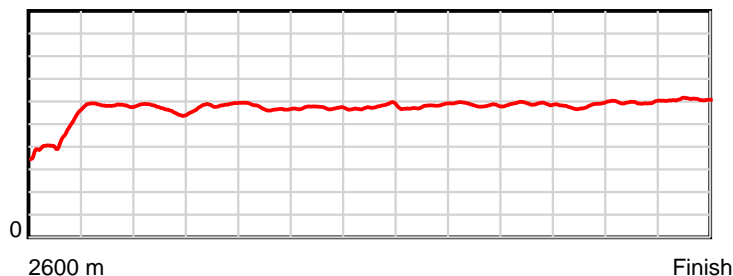
HRNZ and NZMTC and Thoroughbred Ratings Pty Ltd accepts no responsibility for the completeness or accuracy of any of the information contained herein, and makes no representations about its suitability for any particular purpose. Users should make their own judgements about those matters and/or seek independent advice. You assume all risks associated with use of the data provided on this page.

# Race Results

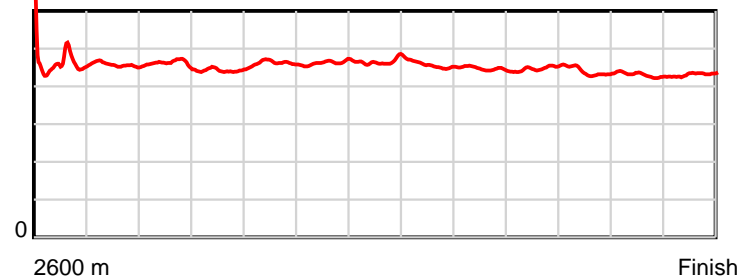
June 23, 2024, Race 5, SUNDEES SON 'SIMPLY THE BEST' TROT, Distance 2600m, Addington - Survey 3200m

| Result | TAB no. | Horse (Barrier)              | 2200m to     | 2000m to     | 1800m to     | 1600m to     | 1400m to     | 1200m to     | 1000m to    | 800m to     | 600m to     | 400m to     | 200m to   | Total or       | Margin |
|--------|---------|------------------------------|--------------|--------------|--------------|--------------|--------------|--------------|-------------|-------------|-------------|-------------|-----------|----------------|--------|
| 8th    | 5       | <b>She's Got Sass (5)</b>    | <b>2000m</b> | <b>1800m</b> | <b>1600m</b> | <b>1400m</b> | <b>1200m</b> | <b>1000m</b> | <b>800m</b> | <b>600m</b> | <b>400m</b> | <b>200m</b> | <b>WP</b> | <b>Average</b> |        |
|        |         | Position in running (margin) | 14(32.9)     | 13(32.6)     | 13(23.4)     | 13(17.0)     | 11(12.4)     | 14(11.9)     | 14(14.3)    | 14(15.5)    | 12(11.7)    | 11(8.2)     | 10(6.1)   |                | 6.40   |
|        |         | Sectional time (s)           | 16.58        | 15.16        | 16.21        | 16.15        | 16.11        | 16.06        | 15.57       | 15.13       | 15.17       | 14.53       | 14.30     |                |        |
|        |         | Cumulative time (s)          | 170.97       | 154.39       | 139.23       | 123.02       | 106.87       | 90.76        | 74.70       | 59.13       | 44.00       | 28.83       | 14.30     | 3:27.95        |        |
|        |         | Speed (m/s)                  | 12.06        | 13.19        | 12.34        | 12.38        | 12.41        | 12.45        | 12.85       | 13.22       | 13.18       | 13.76       | 13.99     | 12.50          |        |
|        |         | Stride length (m)            | 5.57         | 5.83         | 5.70         | 5.73         | 5.78         | 5.68         | 5.74        | 5.92        | 5.78        | 5.92        | 6.04      | 5.65           |        |
|        |         | Stride duration (s)          | 0.462        | 0.442        | 0.462        | 0.463        | 0.466        | 0.456        | 0.447       | 0.448       | 0.438       | 0.430       | 0.432     | 0.452          |        |
|        |         | Stride efficiency (%)        | 48.49        | 53.11        | 50.79        | 51.31        | 52.25        | 50.49        | 51.52       | 54.73       | 52.23       | 54.78       | 57.01     | 49.96          |        |
|        |         | Stride count                 | 35.90        | 34.31        | 35.08        | 34.90        | 34.59        | 35.19        | 34.83       | 33.80       | 34.59       | 33.78       | 33.11     | 459.81         |        |

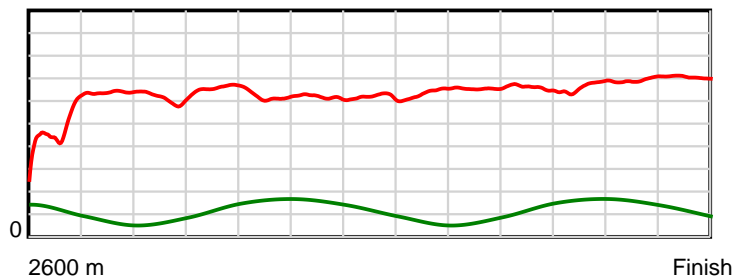
10 m Stride length



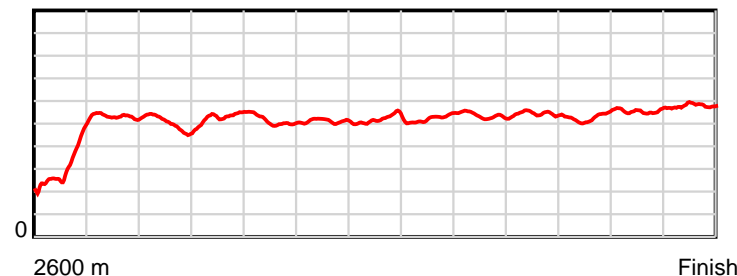
0.6 s Stride duration



20 m/sec Speed



100 % Stride efficiency



Note: Horizontal distance axis grid lines are 200m furlongs.

## Disclaimer.

HRNZ and NZMTC and Thoroughbred Ratings Pty Ltd accepts no responsibility for the completeness or accuracy of any of the information contained herein, and makes no representations about its suitability for any particular purpose. Users should make their own judgements about those matters and/or seek independent advice. You assume all risks associated with use of the data provided on this page.



# Race Results



June 23, 2024, Race 5, SUNDEES SON 'SIMPLY THE BEST' TROT, Distance 2600m, Addington - Survey 3200m

| Result | TAB no. | Horse (Barrier)              | 2600 to | 2400m to |
|--------|---------|------------------------------|---------|----------|
| 9th    | 10      | Mode (9)                     | 2400m   | 2200m    |
|        |         | Position in running (margin) | -       | 11(14.1) |
|        |         | Sectional time (s)           | 18.62   | 15.16    |
|        |         | Cumulative time (s)          | 207.95  | 189.33   |
|        |         | Speed (m/s)                  | 10.74   | 13.19    |
|        |         | Stride length (m)            | 5.40    | 6.15     |
|        |         | Stride duration (s)          | 0.466   | 0.466    |
|        |         | Stride efficiency (%)        | 45.57   | 59.14    |
|        |         | Stride count                 | 37.04   | 32.51    |

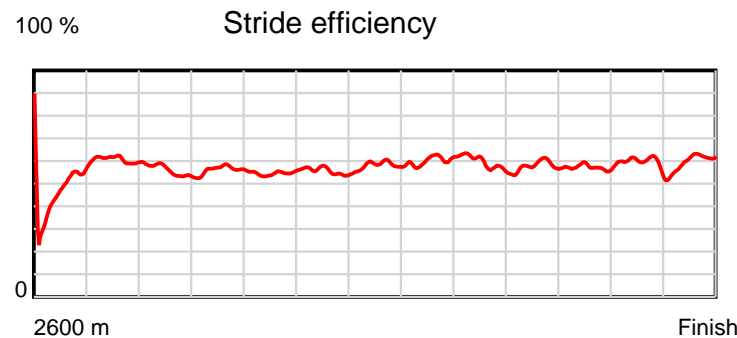
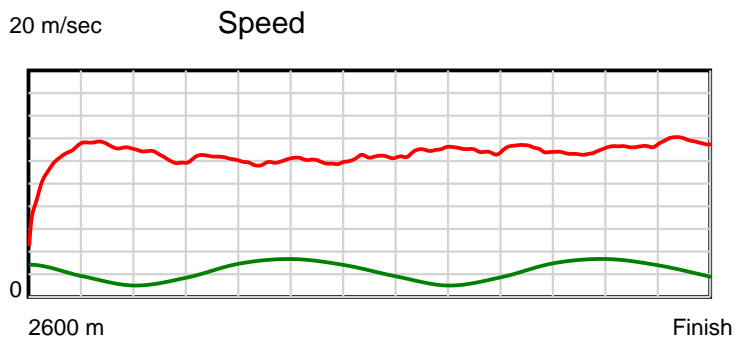
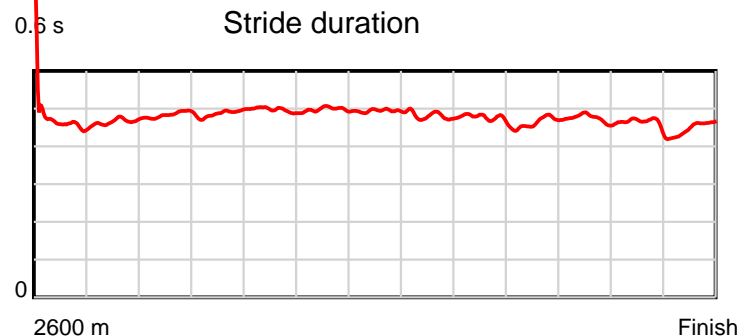
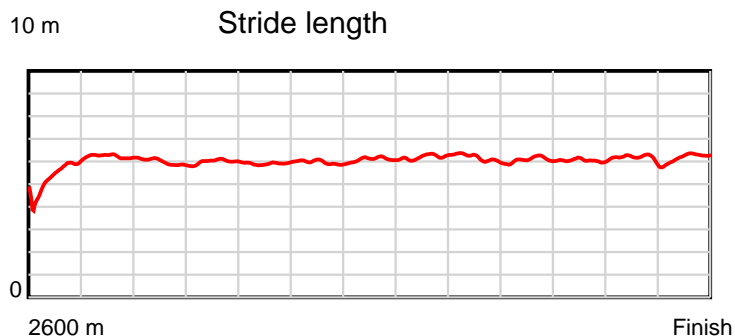
#### Disclaimer.

HRNZ and NZMTC and Thoroughbred Ratings Pty Ltd accepts no responsibility for the completeness or accuracy of any of the information contained herein, and makes no representations about its suitability for any particular purpose. Users should make their own judgements about those matters and/or seek independent advice. You assume all risks associated with use of the data provided on this page.

# Race Results

June 23, 2024, Race 5, SUNDEES SON 'SIMPLY THE BEST' TROT, Distance 2600m, Addington - Survey 3200m

| Result | TAB no. | Horse (Barrier)              | 2200m to | 2000m to | 1800m to | 1600m to | 1400m to | 1200m to | 1000m to | 800m to | 600m to | 400m to | 200m to | Total or | Margin |
|--------|---------|------------------------------|----------|----------|----------|----------|----------|----------|----------|---------|---------|---------|---------|----------|--------|
| 9th    | 10      | Mode (9)                     | 2000m    | 1800m    | 1600m    | 1400m    | 1200m    | 1000m    | 800m     | 600m    | 400m    | 200m    | WP      | Average  |        |
|        |         | Position in running (margin) | 6(13.7)  | 7(12.8)  | 6(10.3)  | 6(7.5)   | 6(5.7)   | 7(5.9)   | 8(6.3)   | 7(7.8)  | 5(4.9)  | 5(3.4)  | 8(3.8)  |          | 6.40   |
|        |         | Sectional time (s)           | 16.48    | 16.28    | 16.81    | 16.61    | 16.23    | 15.73    | 15.62    | 15.27   | 15.51   | 14.94   | 14.69   |          |        |
|        |         | Cumulative time (s)          | 174.17   | 157.69   | 141.41   | 124.60   | 107.99   | 91.76    | 76.03    | 60.41   | 45.14   | 29.63   | 14.69   | 3:27.95  |        |
|        |         | Speed (m/s)                  | 12.14    | 12.29    | 11.90    | 12.04    | 12.32    | 12.71    | 12.80    | 13.10   | 12.89   | 13.39   | 13.61   | 12.50    |        |
|        |         | Stride length (m)            | 5.88     | 5.98     | 5.91     | 6.00     | 6.09     | 6.12     | 6.10     | 6.07    | 6.11    | 6.18    | 6.12    | 6.00     |        |
|        |         | Stride duration (s)          | 0.484    | 0.487    | 0.497    | 0.498    | 0.494    | 0.481    | 0.476    | 0.463   | 0.473   | 0.462   | 0.450   | 0.480    |        |
|        |         | Stride efficiency (%)        | 54.00    | 55.96    | 54.61    | 56.16    | 57.88    | 58.44    | 58.10    | 57.49   | 58.25   | 59.71   | 58.60   | 56.27    |        |
|        |         | Stride count                 | 34.02    | 33.42    | 33.83    | 33.36    | 32.86    | 32.70    | 32.80    | 32.97   | 32.76   | 32.35   | 32.66   | 433.28   |        |



Note: Horizontal distance axis grid lines are 200m furlongs.

#### Disclaimer.

HRNZ and NZMTC and Thoroughbred Ratings Pty Ltd accepts no responsibility for the completeness or accuracy of any of the information contained herein, and makes no representations about its suitability for any particular purpose. Users should make their own judgements about those matters and/or seek independent advice. You assume all risks associated with use of the data provided on this page.



# Race Results



June 23, 2024, Race 5, SUNDEES SON 'SIMPLY THE BEST' TROT, Distance 2600m, Addington - Survey 3200m

| Result | TAB no. | Horse (Barrier)              | 2600 to | 2400m to |
|--------|---------|------------------------------|---------|----------|
| 10th   | 17      | Rocky In Parad... (1)        | 2400m   | 2200m    |
|        |         | Position in running (margin) | -       | 12(18.2) |
|        |         | Sectional time (s)           | 19.39   | 15.93    |
|        |         | Cumulative time (s)          | 209.22  | 189.83   |
|        |         | Speed (m/s)                  | 10.32   | 12.55    |
|        |         | Stride length (m)            | 5.57    | 5.93     |
|        |         | Stride duration (s)          | 0.478   | 0.472    |
|        |         | Stride efficiency (%)        | 48.49   | 54.93    |
|        |         | Stride count                 | 35.90   | 33.73    |

#### Disclaimer.

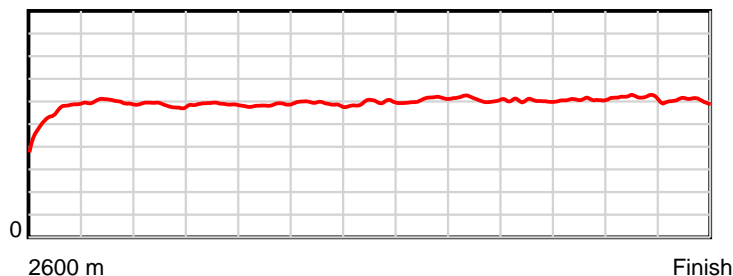
HRNZ and NZMTC and Thoroughbred Ratings Pty Ltd accepts no responsibility for the completeness or accuracy of any of the information contained herein, and makes no representations about its suitability for any particular purpose. Users should make their own judgements about those matters and/or seek independent advice. You assume all risks associated with use of the data provided on this page.

# Race Results

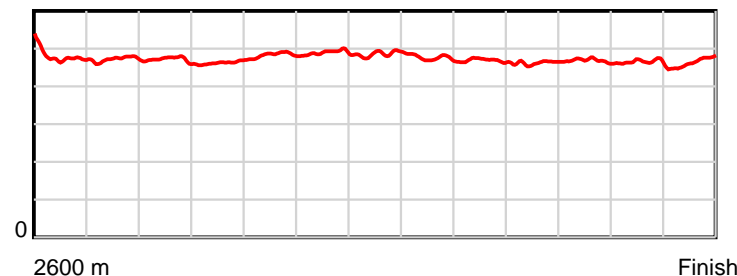
June 23, 2024, Race 5, SUNDEES SON 'SIMPLY THE BEST' TROT, Distance 2600m, Addington - Survey 3200m

| Result | TAB no. | Horse (Barrier)              | 2200m to | 2000m to | 1800m to | 1600m to | 1400m to | 1200m to | 1000m to | 800m to  | 600m to | 400m to | 200m to | Total or | Margin |
|--------|---------|------------------------------|----------|----------|----------|----------|----------|----------|----------|----------|---------|---------|---------|----------|--------|
| 10th   | 17      | Rocky In Parad... (1)        | 2000m    | 1800m    | 1600m    | 1400m    | 1200m    | 1000m    | 800m     | 600m     | 400m    | 200m    | WP      | Average  |        |
|        |         | Position in running (margin) | 12(22.3) | 11(20.6) | 9(14.7)  | 8(10.3)  | 8(7.6)   | 11(8.3)  | 11(9.2)  | 10(10.3) | 8(7.6)  | 8(5.5)  | 9(6.1)  |          | 13.20  |
|        |         | Sectional time (s)           | 16.34    | 15.69    | 16.55    | 16.47    | 16.31    | 15.82    | 15.55    | 15.31    | 15.40   | 14.97   | 15.49   |          |        |
|        |         | Cumulative time (s)          | 173.90   | 157.56   | 141.87   | 125.32   | 108.85   | 92.54    | 76.72    | 61.17    | 45.86   | 30.46   | 15.49   | 3:29.22  |        |
|        |         | Speed (m/s)                  | 12.24    | 12.75    | 12.08    | 12.14    | 12.26    | 12.64    | 12.86    | 13.06    | 12.99   | 13.36   | 12.91   | 12.43    |        |
|        |         | Stride length (m)            | 5.77     | 5.90     | 5.84     | 5.94     | 5.96     | 6.02     | 6.03     | 6.04     | 6.08    | 6.20    | 6.01    | 5.94     |        |
|        |         | Stride duration (s)          | 0.471    | 0.463    | 0.483    | 0.490    | 0.486    | 0.476    | 0.469    | 0.462    | 0.468   | 0.464   | 0.466   | 0.478    |        |
|        |         | Stride efficiency (%)        | 51.97    | 54.33    | 53.26    | 55.22    | 55.52    | 56.59    | 56.85    | 56.93    | 57.77   | 60.03   | 56.47   | 55.15    |        |
|        |         | Stride count                 | 34.68    | 33.92    | 34.26    | 33.65    | 33.55    | 33.24    | 33.16    | 33.13    | 32.89   | 32.27   | 33.27   | 437.65   |        |

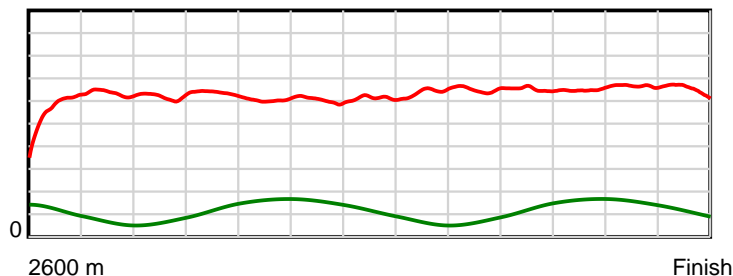
10 m Stride length



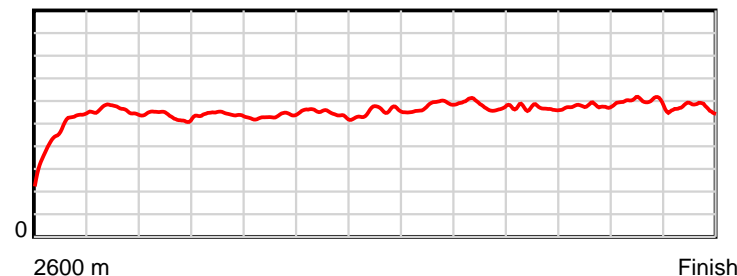
0.6 s Stride duration



20 m/sec Speed



100 % Stride efficiency



Note: Horizontal distance axis grid lines are 200m furlongs.

### Disclaimer.

HRNZ and NZMTC and Thoroughbred Ratings Pty Ltd accepts no responsibility for the completeness or accuracy of any of the information contained herein, and makes no representations about its suitability for any particular purpose. Users should make their own judgements about those matters and/or seek independent advice. You assume all risks associated with use of the data provided on this page.



# Race Results



June 23, 2024, Race 5, SUNDEES SON 'SIMPLY THE BEST' TROT, Distance 2600m, Addington - Survey 3200m

| Result | TAB no. | Horse (Barrier)              | 2600 to      | 2400m to     |
|--------|---------|------------------------------|--------------|--------------|
| 11th   | 3       | <b>Hoofn It (4)</b>          | <b>2400m</b> | <b>2200m</b> |
|        |         | Position in running (margin) | -            | 2(1.8)       |
|        |         | Sectional time (s)           | 16.69        | 17.93        |
|        |         | Cumulative time (s)          | 209.27       | 192.58       |
|        |         | Speed (m/s)                  | 11.99        | 11.15        |
|        |         | Stride length (m)            | 5.67         | 5.03         |
|        |         | Stride duration (s)          | 0.469        | 0.451        |
|        |         | Stride efficiency (%)        | 50.21        | 39.49        |
|        |         | Stride count                 | 35.28        | 39.79        |

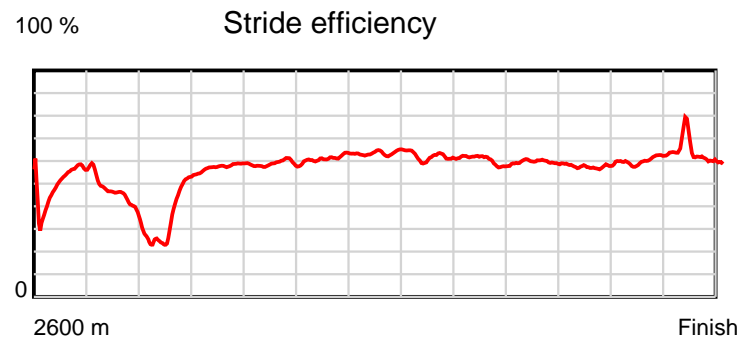
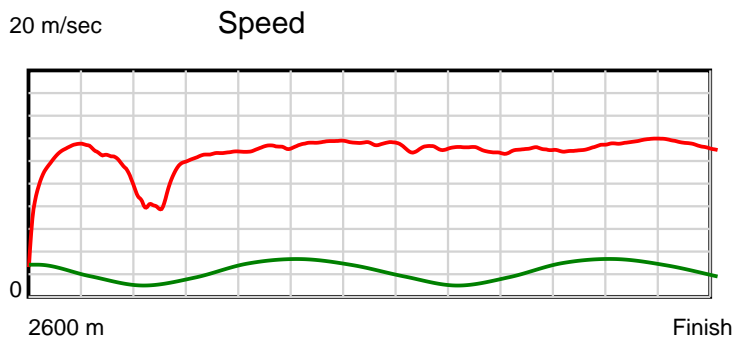
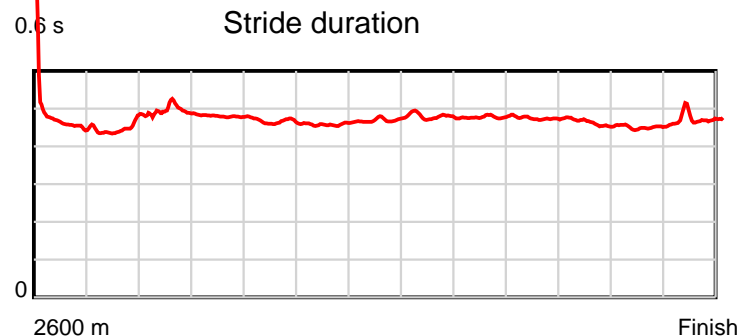
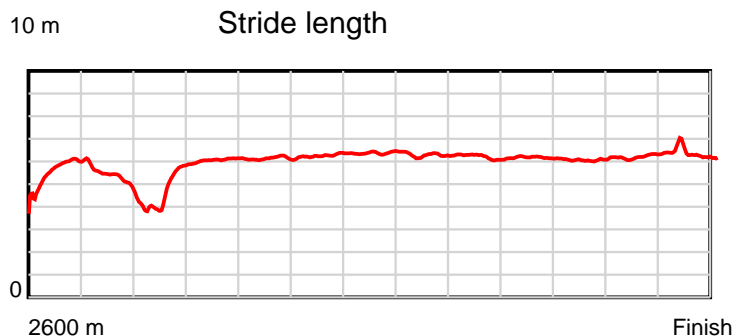
#### Disclaimer.

HRNZ and NZMTC and Thoroughbred Ratings Pty Ltd accepts no responsibility for the completeness or accuracy of any of the information contained herein, and makes no representations about its suitability for any particular purpose. Users should make their own judgements about those matters and/or seek independent advice. You assume all risks associated with use of the data provided on this page.

# Race Results

June 23, 2024, Race 5, SUNDEES SON 'SIMPLY THE BEST' TROT, Distance 2600m, Addington - Survey 3200m

| Result | TAB no. | Horse (Barrier)              | 2200m to | 2000m to | 1800m to | 1600m to | 1400m to | 1200m to | 1000m to | 800m to  | 600m to  | 400m to  | 200m to | Total or | Margin |
|--------|---------|------------------------------|----------|----------|----------|----------|----------|----------|----------|----------|----------|----------|---------|----------|--------|
| 11th   | 3       | Hoofn It (4)                 | 2000m    | 1800m    | 1600m    | 1400m    | 1200m    | 1000m    | 800m     | 600m     | 400m     | 200m     | WP      | Average  |        |
|        |         | Position in running (margin) | 10(18.0) | 14(51.7) | 14(46.2) | 14(33.3) | 14(18.9) | 13(10.6) | 12(11.0) | 13(14.3) | 13(11.9) | 13(10.1) | 12(9.5) |          | 13.50  |
|        |         | Sectional time (s)           | 22.24    | 15.77    | 15.14    | 14.52    | 14.81    | 15.74    | 15.93    | 15.36    | 15.46    | 14.75    | 14.93   |          |        |
|        |         | Cumulative time (s)          | 174.65   | 152.41   | 136.64   | 121.50   | 106.98   | 92.17    | 76.43    | 60.50    | 45.14    | 29.68    | 14.93   | 3:29.27  |        |
|        |         | Speed (m/s)                  | 8.99     | 12.68    | 13.21    | 13.77    | 13.50    | 12.71    | 12.55    | 13.02    | 12.94    | 13.56    | 13.40   | 12.42    |        |
|        |         | Stride length (m)            | 4.41     | 6.08     | 6.15     | 6.32     | 6.36     | 6.08     | 6.00     | 6.16     | 5.96     | 6.12     | 6.32    | 5.84     |        |
|        |         | Stride duration (s)          | 0.490    | 0.479    | 0.465    | 0.459    | 0.471    | 0.479    | 0.478    | 0.473    | 0.461    | 0.452    | 0.472   | 0.470    |        |
|        |         | Stride efficiency (%)        | 30.35    | 57.80    | 59.09    | 62.36    | 63.13    | 57.84    | 56.30    | 59.37    | 55.51    | 58.54    | 62.42   | 53.22    |        |
|        |         | Stride count                 | 45.38    | 32.89    | 32.52    | 31.66    | 31.47    | 32.87    | 33.32    | 32.45    | 33.56    | 32.68    | 31.64   | 445.51   |        |



Note: Horizontal distance axis grid lines are 200m furlongs.

#### Disclaimer.

HRNZ and NZMTC and Thoroughbred Ratings Pty Ltd accepts no responsibility for the completeness or accuracy of any of the information contained herein, and makes no representations about its suitability for any particular purpose. Users should make their own judgements about those matters and/or seek independent advice. You assume all risks associated with use of the data provided on this page.



# Race Results



June 23, 2024, Race 5, SUNDEES SON 'SIMPLY THE BEST' TROT, Distance 2600m, Addington - Survey 3200m

| Result | TAB no. | Horse (Barrier)              | 2600 to      | 2400m to     |
|--------|---------|------------------------------|--------------|--------------|
| 12th   | 16      | <b>Peaks Moment (14)</b>     | <b>2400m</b> | <b>2200m</b> |
|        |         | Position in running (margin) | -            | 8(10.4)      |
|        |         | Sectional time (s)           | 18.24        | 16.23        |
|        |         | Cumulative time (s)          | 209.92       | 191.68       |
|        |         | Speed (m/s)                  | 10.97        | 12.32        |
|        |         | Stride length (m)            | 5.76         | 6.00         |
|        |         | Stride duration (s)          | 0.484        | 0.487        |
|        |         | Stride efficiency (%)        | 51.87        | 56.31        |
|        |         | Stride count                 | 34.71        | 33.32        |

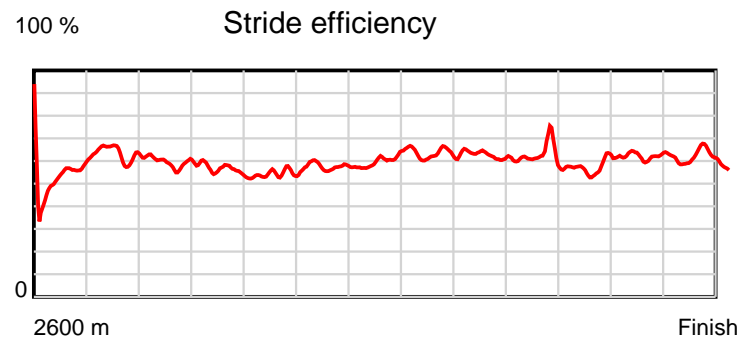
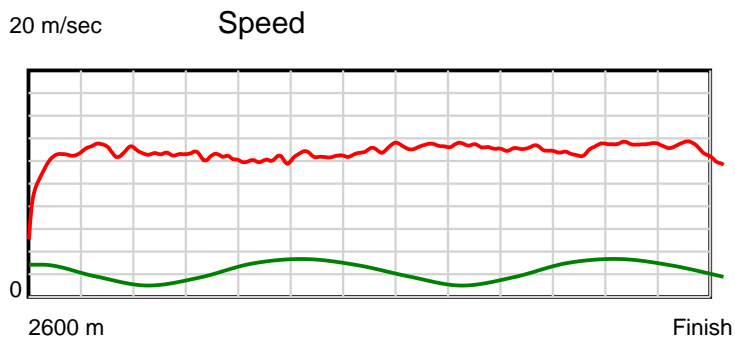
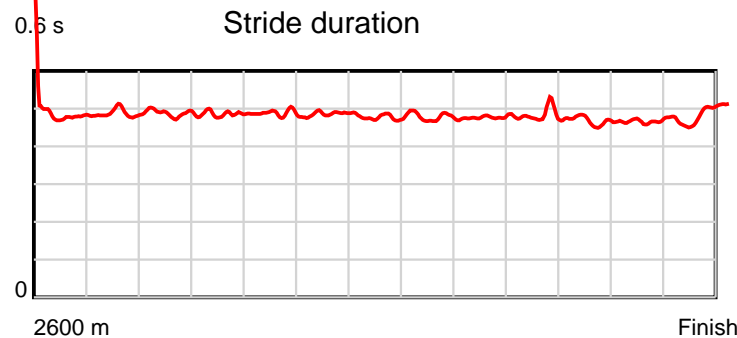
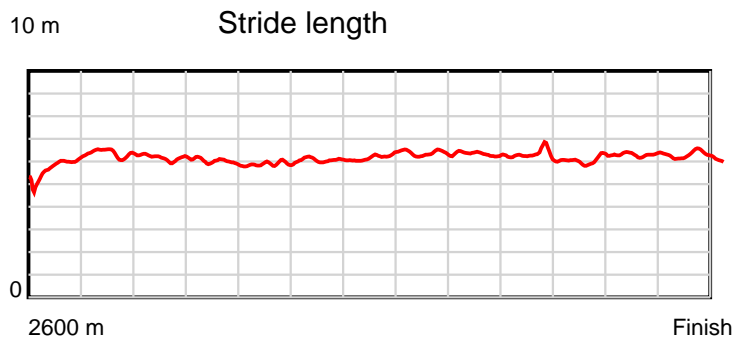
#### Disclaimer.

HRNZ and NZMTC and Thoroughbred Ratings Pty Ltd accepts no responsibility for the completeness or accuracy of any of the information contained herein, and makes no representations about its suitability for any particular purpose. Users should make their own judgements about those matters and/or seek independent advice. You assume all risks associated with use of the data provided on this page.

# Race Results

June 23, 2024, Race 5, SUNDEES SON 'SIMPLY THE BEST' TROT, Distance 2600m, Addington - Survey 3200m

| Result | TAB no. | Horse (Barrier)              | 2200m to | 2000m to | 1800m to | 1600m to | 1400m to | 1200m to | 1000m to | 800m to  | 600m to | 400m to | 200m to | Total or | Margin |
|--------|---------|------------------------------|----------|----------|----------|----------|----------|----------|----------|----------|---------|---------|---------|----------|--------|
| 12th   | 16      | Peaks Moment (14)            | 2000m    | 1800m    | 1600m    | 1400m    | 1200m    | 1000m    | 800m     | 600m     | 400m    | 200m    | WP      | Average  |        |
|        |         | Position in running (margin) | 9(16.4)  | 9(17.8)  | 10(16.0) | 11(14.2) | 12(12.5) | 10(8.0)  | 10(9.1)  | 11(12.9) | 11(9.9) | 12(8.9) | 13(9.8) |          | 17.00  |
|        |         | Sectional time (s)           | 16.87    | 16.39    | 16.98    | 16.64    | 15.43    | 15.86    | 16.01    | 15.26    | 15.58   | 15.02   | 15.41   |          |        |
|        |         | Cumulative time (s)          | 175.45   | 158.58   | 142.19   | 125.21   | 108.57   | 93.14    | 77.28    | 61.27    | 46.01   | 30.43   | 15.41   | 3:29.92  |        |
|        |         | Speed (m/s)                  | 11.86    | 12.20    | 11.78    | 12.02    | 12.96    | 12.61    | 12.49    | 13.11    | 12.84   | 13.32   | 12.98   | 12.39    |        |
|        |         | Stride length (m)            | 5.78     | 5.94     | 5.74     | 5.85     | 6.19     | 6.01     | 5.95     | 6.30     | 5.99    | 6.23    | 6.37    | 6.00     |        |
|        |         | Stride duration (s)          | 0.487    | 0.487    | 0.487    | 0.486    | 0.477    | 0.477    | 0.476    | 0.480    | 0.467   | 0.468   | 0.491   | 0.485    |        |
|        |         | Stride efficiency (%)        | 52.17    | 55.08    | 51.49    | 53.43    | 59.82    | 56.45    | 55.38    | 61.99    | 56.07   | 60.60   | 63.37   | 56.28    |        |
|        |         | Stride count                 | 34.61    | 33.69    | 34.84    | 34.20    | 32.33    | 33.28    | 33.60    | 31.75    | 33.39   | 32.12   | 31.41   | 433.25   |        |



Note: Horizontal distance axis grid lines are 200m furlongs.

#### Disclaimer.

HRNZ and NZMTC and Thoroughbred Ratings Pty Ltd accepts no responsibility for the completeness or accuracy of any of the information contained herein, and makes no representations about its suitability for any particular purpose. Users should make their own judgements about those matters and/or seek independent advice. You assume all risks associated with use of the data provided on this page.



# Race Results



June 23, 2024, Race 5, SUNDEES SON 'SIMPLY THE BEST' TROT, Distance 2600m, Addington - Survey 3200m

| Result | TAB no. | Horse (Barrier)              | 2600 to      | 2400m to     |
|--------|---------|------------------------------|--------------|--------------|
| 13th   | 18      | <b>Pyramid Rose (0)</b>      | <b>2400m</b> | <b>2200m</b> |
|        |         | Position in running (margin) | -            | 14(23.0)     |
|        |         | Sectional time (s)           | 20.15        | 19.60        |
|        |         | Cumulative time (s)          | 210.36       | 190.21       |
|        |         | Speed (m/s)                  | 9.93         | 10.20        |
|        |         | Stride length (m)            | 5.23         | 4.80         |
|        |         | Stride duration (s)          | 0.476        | 0.471        |
|        |         | Stride efficiency (%)        | 42.69        | 36.07        |
|        |         | Stride count                 | 38.27        | 41.63        |

#### Disclaimer.

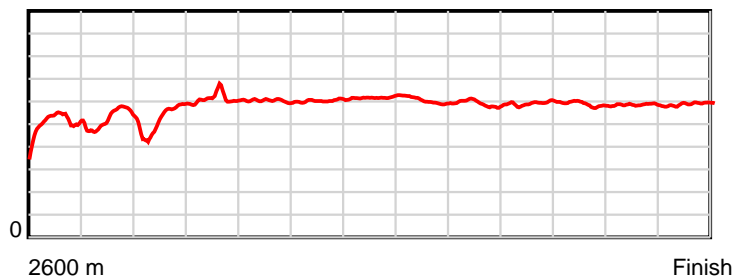
HRNZ and NZMTC and Thoroughbred Ratings Pty Ltd accepts no responsibility for the completeness or accuracy of any of the information contained herein, and makes no representations about its suitability for any particular purpose. Users should make their own judgements about those matters and/or seek independent advice. You assume all risks associated with use of the data provided on this page.

# Race Results

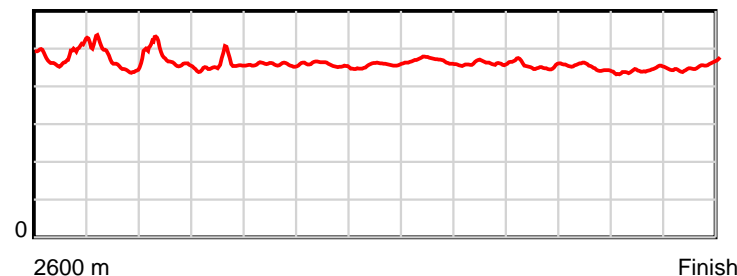
June 23, 2024, Race 5, SUNDEES SON 'SIMPLY THE BEST' TROT, Distance 2600m, Addington - Survey 3200m

| Result | TAB no. | Horse (Barrier)              | 2200m to     | 2000m to     | 1800m to     | 1600m to     | 1400m to     | 1200m to     | 1000m to    | 800m to     | 600m to     | 400m to     | 200m to   | Total or       | Margin |
|--------|---------|------------------------------|--------------|--------------|--------------|--------------|--------------|--------------|-------------|-------------|-------------|-------------|-----------|----------------|--------|
| 13th   | 18      | <b>Pyramid Rose (0)</b>      | <b>2000m</b> | <b>1800m</b> | <b>1600m</b> | <b>1400m</b> | <b>1200m</b> | <b>1000m</b> | <b>800m</b> | <b>600m</b> | <b>400m</b> | <b>200m</b> | <b>WP</b> | <b>Average</b> |        |
|        |         | Position in running (margin) | 15(49.3)     | 15(62.1)     | 15(51.5)     | 15(38.6)     | 15(26.6)     | 15(17.0)     | 15(17.2)    | 15(19.6)    | 14(16.0)    | 14(13.0)    | 14(14.0)  |                | 19.40  |
|        |         | Sectional time (s)           | 18.76        | 14.93        | 15.14        | 14.92        | 14.59        | 15.71        | 15.77       | 15.15       | 15.26       | 15.03       | 15.35     |                |        |
|        |         | Cumulative time (s)          | 170.61       | 151.85       | 136.92       | 121.78       | 106.86       | 92.27        | 76.56       | 60.79       | 45.64       | 30.38       | 15.35     | 3:30.36        |        |
|        |         | Speed (m/s)                  | 10.66        | 13.40        | 13.21        | 13.40        | 13.71        | 12.73        | 12.68       | 13.20       | 13.11       | 13.31       | 13.03     | 12.36          |        |
|        |         | Stride length (m)            | 4.85         | 6.12         | 6.06         | 6.12         | 6.27         | 5.95         | 5.85        | 6.00        | 5.86        | 5.90        | 5.93      | 5.72           |        |
|        |         | Stride duration (s)          | 0.455        | 0.456        | 0.459        | 0.456        | 0.457        | 0.467        | 0.461       | 0.454       | 0.447       | 0.443       | 0.455     | 0.463          |        |
|        |         | Stride efficiency (%)        | 36.74        | 58.44        | 57.42        | 58.44        | 61.38        | 55.34        | 53.54       | 56.26       | 53.60       | 54.40       | 54.96     | 51.18          |        |
|        |         | Stride count                 | 41.24        | 32.70        | 32.99        | 32.71        | 31.91        | 33.61        | 34.17       | 33.33       | 34.15       | 33.90       | 33.72     | 454.33         |        |

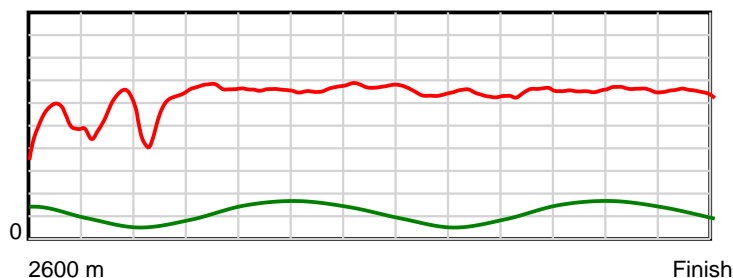
10 m Stride length



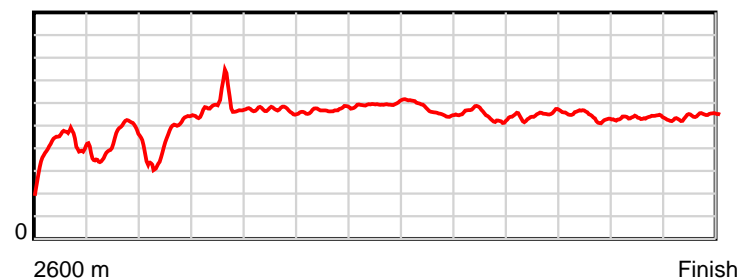
0.6 s Stride duration



20 m/sec Speed



100 % Stride efficiency



Note: Horizontal distance axis grid lines are 200m furlongs.

## Disclaimer.

HRNZ and NZMTC and Thoroughbred Ratings Pty Ltd accepts no responsibility for the completeness or accuracy of any of the information contained herein, and makes no representations about its suitability for any particular purpose. Users should make their own judgements about those matters and/or seek independent advice. You assume all risks associated with use of the data provided on this page.



# Race Results



June 23, 2024, Race 5, SUNDEES SON 'SIMPLY THE BEST' TROT, Distance 2600m, Addington - Survey 3200m

| Result | TAB no. | Horse (Barrier)              | 2600 to | 2400m to |
|--------|---------|------------------------------|---------|----------|
| 14th   | 13      | Paradise Ali (11)            | 2400m   | 2200m    |
|        |         | Position in running (margin) | -       | 9(11.6)  |
|        |         | Sectional time (s)           | 18.27   | 15.81    |
|        |         | Cumulative time (s)          | 212.74  | 194.47   |
|        |         | Speed (m/s)                  | 10.95   | 12.65    |
|        |         | Stride length (m)            | 5.15    | 5.53     |
|        |         | Stride duration (s)          | 0.444   | 0.437    |
|        |         | Stride efficiency (%)        | 41.51   | 47.71    |
|        |         | Stride count                 | 38.81   | 36.20    |

#### Disclaimer.

HRNZ and NZMTC and Thoroughbred Ratings Pty Ltd accepts no responsibility for the completeness or accuracy of any of the information contained herein, and makes no representations about its suitability for any particular purpose. Users should make their own judgements about those matters and/or seek independent advice. You assume all risks associated with use of the data provided on this page.

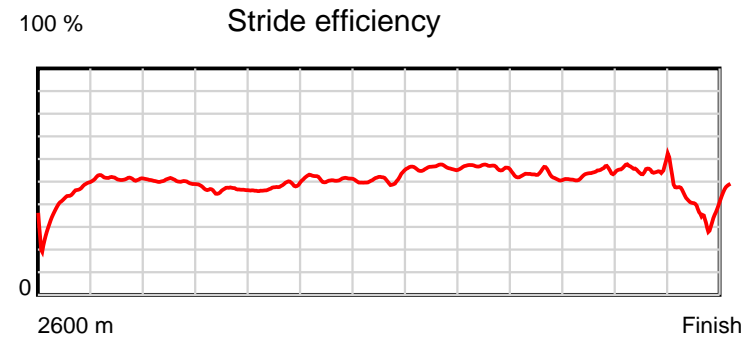
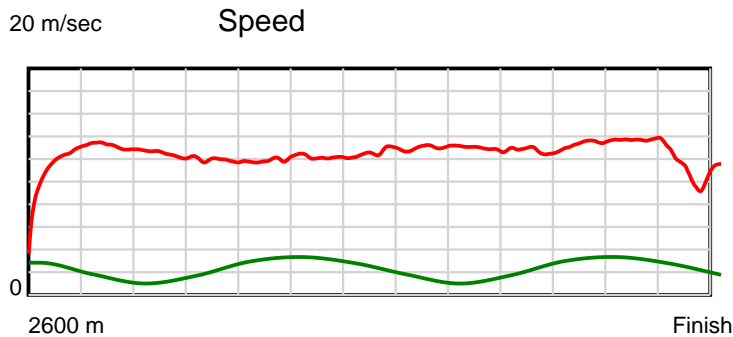
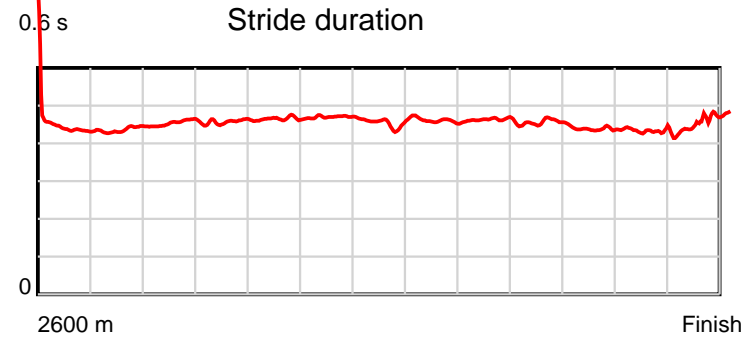
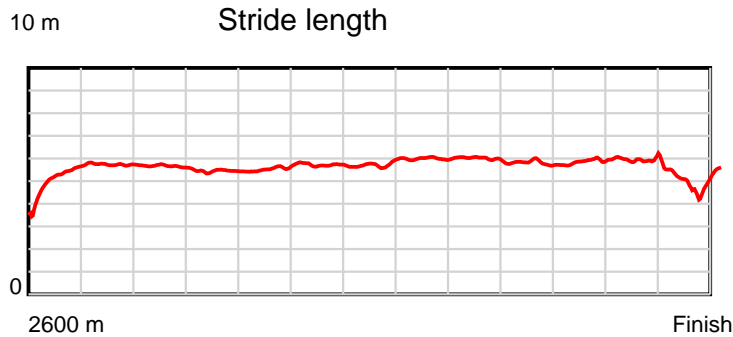


# Race Results



June 23, 2024, Race 5, SUNDEES SON 'SIMPLY THE BEST' TROT, Distance 2600m, Addington - Survey 3200m

| Result | TAB no. | Horse (Barrier)              | 2200m to | 2000m to | 1800m to | 1600m to | 1400m to | 1200m to | 1000m to | 800m to | 600m to | 400m to | 200m to | Total or | Margin |
|--------|---------|------------------------------|----------|----------|----------|----------|----------|----------|----------|---------|---------|---------|---------|----------|--------|
| 14th   | 13      | Paradise Ali (11)            | 2000m    | 1800m    | 1600m    | 1400m    | 1200m    | 1000m    | 800m     | 600m    | 400m    | 200m    | WP      | Average  |        |
|        |         | Position in running (margin) | 8(15.1)  | 8(14.0)  | 8(13.6)  | 9(11.7)  | 9(9.4)   | 9(6.4)   | 9(7.0)   | 9(9.6)  | 9(8.5)  | 10(6.3) | 11(8.6) |          | 32.20  |
|        |         | Sectional time (s)           | 16.45    | 16.61    | 16.97    | 16.54    | 15.69    | 15.77    | 15.81    | 15.57   | 15.39   | 15.25   | 18.61   |          |        |
|        |         | Cumulative time (s)          | 178.66   | 162.21   | 145.60   | 128.63   | 112.09   | 96.40    | 80.63    | 64.82   | 49.25   | 33.86   | 18.61   | 3:32.74  |        |
|        |         | Speed (m/s)                  | 12.16    | 12.04    | 11.79    | 12.09    | 12.75    | 12.68    | 12.65    | 12.85   | 13.00   | 13.11   | 10.75   | 12.22    |        |
|        |         | Stride length (m)            | 5.53     | 5.51     | 5.48     | 5.69     | 5.81     | 5.83     | 5.84     | 5.85    | 5.69    | 5.62    | 4.92    | 5.56     |        |
|        |         | Stride duration (s)          | 0.455    | 0.457    | 0.465    | 0.470    | 0.456    | 0.460    | 0.462    | 0.456   | 0.438   | 0.428   | 0.458   | 0.455    |        |
|        |         | Stride efficiency (%)        | 47.70    | 47.39    | 47.00    | 50.51    | 52.70    | 53.19    | 53.32    | 53.49   | 50.58   | 49.35   | 37.83   | 48.29    |        |
|        |         | Stride count                 | 36.20    | 36.32    | 36.47    | 35.18    | 34.44    | 34.28    | 34.24    | 34.18   | 35.15   | 35.59   | 40.65   | 467.71   |        |



Note: Horizontal distance axis grid lines are 200m furlongs.

#### Disclaimer.

HRNZ and NZMTC and Thoroughbred Ratings Pty Ltd accepts no responsibility for the completeness or accuracy of any of the information contained herein, and makes no representations about its suitability for any particular purpose. Users should make their own judgements about those matters and/or seek independent advice. You assume all risks associated with use of the data provided on this page.



# Race Results



June 23, 2024, Race 5, SUNDEES SON 'SIMPLY THE BEST' TROT, Distance 2600m, Addington - Survey 3200m

| Result | TAB no. | Horse (Barrier)              | 2600 to      | 2400m to     |
|--------|---------|------------------------------|--------------|--------------|
| 15th   | 14      | <b>Kerrally (12)</b>         | <b>2400m</b> | <b>2200m</b> |
|        |         | Position in running (margin) | -            | 7(8.3)       |
|        |         | Sectional time (s)           | 17.73        | 16.16        |
|        |         | Cumulative time (s)          | 216.92       | 199.19       |
|        |         | Speed (m/s)                  | 11.28        | 12.38        |
|        |         | Stride length (m)            | 6.20         | 6.31         |
|        |         | Stride duration (s)          | 0.500        | 0.510        |
|        |         | Stride efficiency (%)        | 60.09        | 62.31        |
|        |         | Stride count                 | 32.25        | 31.67        |

#### Disclaimer.

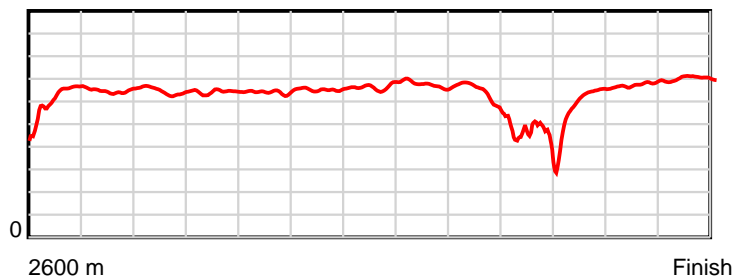
HRNZ and NZMTC and Thoroughbred Ratings Pty Ltd accepts no responsibility for the completeness or accuracy of any of the information contained herein, and makes no representations about its suitability for any particular purpose. Users should make their own judgements about those matters and/or seek independent advice. You assume all risks associated with use of the data provided on this page.

# Race Results

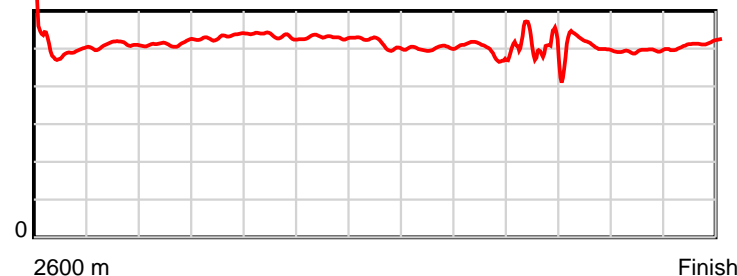
June 23, 2024, Race 5, SUNDEES SON 'SIMPLY THE BEST' TROT, Distance 2600m, Addington - Survey 3200m

| Result | TAB no. | Horse (Barrier)              | 2200m to     | 2000m to     | 1800m to     | 1600m to     | 1400m to     | 1200m to     | 1000m to    | 800m to     | 600m to     | 400m to     | 200m to   | Total or       | Margin |
|--------|---------|------------------------------|--------------|--------------|--------------|--------------|--------------|--------------|-------------|-------------|-------------|-------------|-----------|----------------|--------|
| 15th   | 14      | <b>Kerrally (12)</b>         | <b>2000m</b> | <b>1800m</b> | <b>1600m</b> | <b>1400m</b> | <b>1200m</b> | <b>1000m</b> | <b>800m</b> | <b>600m</b> | <b>400m</b> | <b>200m</b> | <b>WP</b> | <b>Average</b> |        |
|        |         | Position in running (margin) | 7(13.9)      | 6(11.4)      | 7(11.0)      | 7(9.5)       | 7(7.6)       | 4(3.0)       | 2(1.2)      | 6(7.7)      | 15(51.3)    | 15(57.3)    | 15(56.9)  |                | 54.90  |
|        |         | Sectional time (s)           | 16.21        | 16.62        | 17.04        | 16.59        | 15.43        | 15.38        | 16.45       | 23.02       | 16.76       | 14.79       | 14.74     |                |        |
|        |         | Cumulative time (s)          | 183.03       | 166.82       | 150.20       | 133.16       | 116.57       | 101.14       | 85.76       | 69.31       | 46.29       | 29.53       | 14.74     | 3:36.92        |        |
|        |         | Speed (m/s)                  | 12.34        | 12.03        | 11.74        | 12.06        | 12.96        | 13.00        | 12.16       | 8.69        | 11.93       | 13.52       | 13.57     | 11.99          |        |
|        |         | Stride length (m)            | 6.33         | 6.40         | 6.27         | 6.39         | 6.64         | 6.53         | 5.87        | 4.11        | 6.11        | 6.69        | 6.98      | 6.12           |        |
|        |         | Stride duration (s)          | 0.513        | 0.532        | 0.534        | 0.530        | 0.512        | 0.502        | 0.483       | 0.473       | 0.512       | 0.495       | 0.515     | 0.511          |        |
|        |         | Stride efficiency (%)        | 62.65        | 64.06        | 61.40        | 63.82        | 68.90        | 66.56        | 53.79       | 26.43       | 58.26       | 69.89       | 76.16     | 58.55          |        |
|        |         | Stride count                 | 31.59        | 31.24        | 31.91        | 31.30        | 30.12        | 30.64        | 34.09       | 48.63       | 32.76       | 29.91       | 28.65     | 424.76         |        |

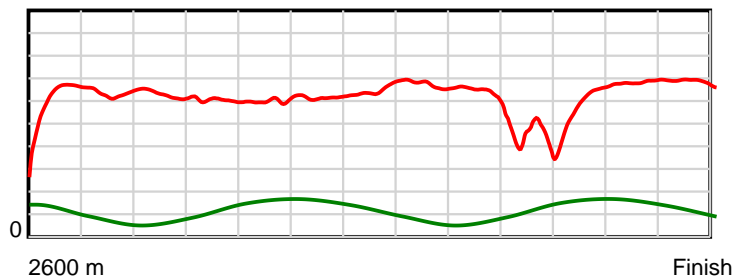
10 m Stride length



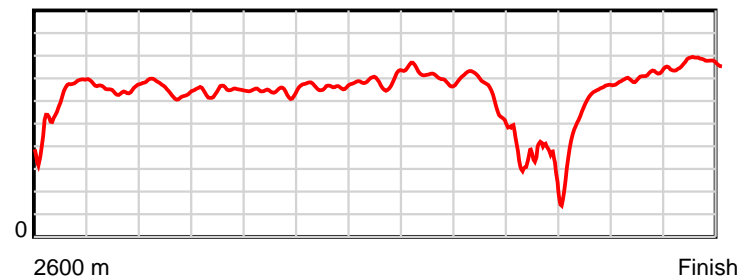
0.6 s Stride duration



20 m/sec Speed



100 % Stride efficiency



Note: Horizontal distance axis grid lines are 200m furlongs.

## Disclaimer.

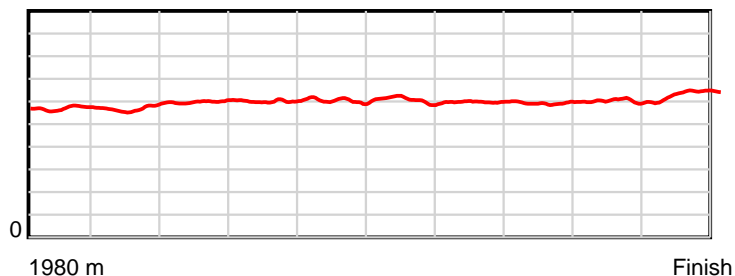
HRNZ and NZMTC and Thoroughbred Ratings Pty Ltd accepts no responsibility for the completeness or accuracy of any of the information contained herein, and makes no representations about its suitability for any particular purpose. Users should make their own judgements about those matters and/or seek independent advice. You assume all risks associated with use of the data provided on this page.

# Race Results

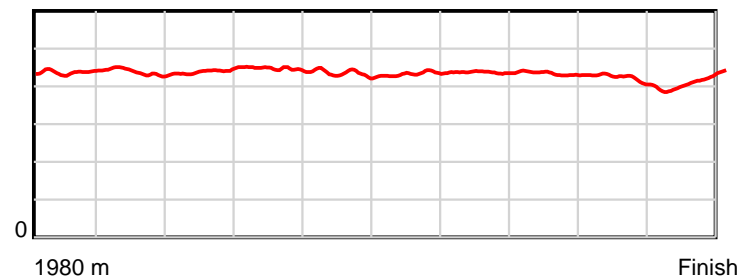
June 23, 2024, Race 6, , Distance 1980m, Addington - Survey 1980m

| Result | TAB no. | Horse (Barrier)              | 1980 to | 1800m to | 1600m to | 1400m to | 1200m to | 1000m to | 800m to | 600m to | 400m to | 200m to | Total or | Margin |
|--------|---------|------------------------------|---------|----------|----------|----------|----------|----------|---------|---------|---------|---------|----------|--------|
| 1st    | 8       | Amaretto Franc... (8)        | 1800m   | 1600m    | 1400m    | 1200m    | 1000m    | 800m     | 600m    | 400m    | 200m    | WP      | Average  |        |
|        |         | Position in running (margin) | -       | 9(7.3)   | 9(12.2)  | 9(12.9)  | 9(9.5)   | 9(7.0)   | 8(5.7)  | 7(4.2)  | 7(4.5)  | 6(3.3)  |          | 0.00   |
|        |         | Sectional time (s)           | 14.17   | 15.95    | 15.01    | 14.88    | 14.77    | 14.98    | 14.73   | 15.24   | 14.18   | 13.19   |          |        |
|        |         | Cumulative time (s)          | 147.10  | 132.93   | 116.98   | 101.97   | 87.09    | 72.32    | 57.34   | 42.61   | 27.37   | 13.19   | 2:27.10  |        |
|        |         | Speed (m/s)                  | 12.70   | 12.54    | 13.32    | 13.44    | 13.54    | 13.35    | 13.58   | 13.12   | 14.10   | 15.16   | 13.46    |        |
|        |         | Stride length (m)            | 5.60    | 5.49     | 5.86     | 6.00     | 5.88     | 5.79     | 5.94    | 5.68    | 5.89    | 6.32    | 5.84     |        |
|        |         | Stride duration (s)          | 0.438   | 0.438    | 0.439    | 0.447    | 0.434    | 0.434    | 0.437   | 0.433   | 0.417   | 0.416   | 0.434    |        |
|        |         | Stride efficiency (%)        | 49.00   | 47.17    | 53.58    | 56.31    | 54.08    | 52.32    | 55.12   | 50.44   | 54.17   | 62.32   | 53.28    |        |
|        |         | Stride count                 | 32.14   | 36.40    | 34.16    | 33.32    | 34.00    | 34.56    | 33.68   | 35.20   | 33.97   | 31.67   | 339.10   |        |

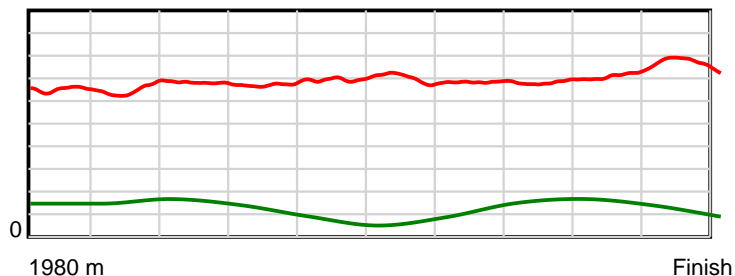
10 m Stride length



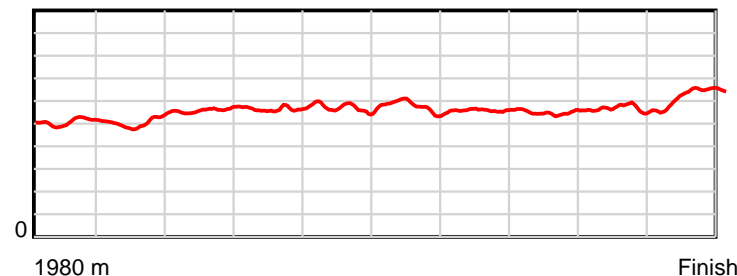
0.6 s Stride duration



20 m/sec Speed



100 % Stride efficiency



Note: Horizontal distance axis grid lines are 200m furlongs.

## Disclaimer.

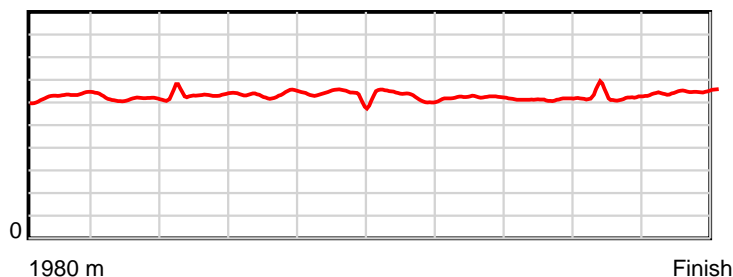
HRNZ and NZMTC and Thoroughbred Ratings Pty Ltd accepts no responsibility for the completeness or accuracy of any of the information contained herein, and makes no representations about its suitability for any particular purpose. Users should make their own judgements about those matters and/or seek independent advice. You assume all risks associated with use of the data provided on this page.

# Race Results

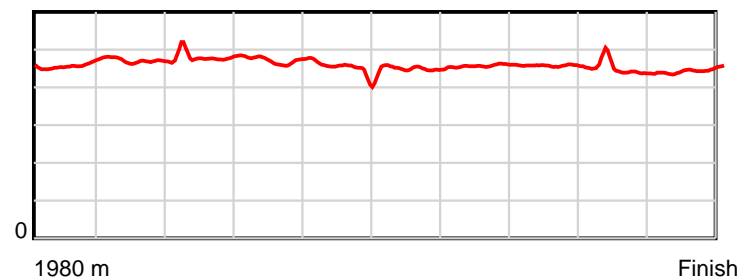
June 23, 2024, Race 6, , Distance 1980m, Addington - Survey 1980m

| Result | TAB no. | Horse (Barrier)              | 1980 to | 1800m to | 1600m to | 1400m to | 1200m to | 1000m to | 800m to | 600m to | 400m to | 200m to | Total or | Margin |
|--------|---------|------------------------------|---------|----------|----------|----------|----------|----------|---------|---------|---------|---------|----------|--------|
| 2nd    | 9       | Remission (0)                | 1800m   | 1600m    | 1400m    | 1200m    | 1000m    | 800m     | 600m    | 400m    | 200m    | WP      | Average  |        |
|        |         | Position in running (margin) | -       | 7(5.3)   | 7(8.0)   | 8(10.3)  | 7(6.1)   | 4(3.4)   | 3(2.3)  | 2(0.9)  | 2(0.9)  | 2(0.4)  |          | 1.40   |
|        |         | Sectional time (s)           | 13.98   | 15.59    | 15.26    | 14.76    | 14.74    | 15.01    | 14.76   | 15.17   | 14.31   | 13.78   |          |        |
|        |         | Cumulative time (s)          | 147.36  | 133.38   | 117.79   | 102.53   | 87.77    | 73.03    | 58.02   | 43.26   | 28.09   | 13.78   | 2:27.36  |        |
|        |         | Speed (m/s)                  | 12.88   | 12.83    | 13.11    | 13.55    | 13.57    | 13.32    | 13.55   | 13.18   | 13.98   | 14.51   | 13.44    |        |
|        |         | Stride length (m)            | 6.21    | 6.04     | 6.28     | 6.39     | 6.08     | 6.00     | 6.20    | 6.01    | 6.24    | 6.47    | 6.19     |        |
|        |         | Stride duration (s)          | 0.457   | 0.471    | 0.479    | 0.472    | 0.448    | 0.450    | 0.458   | 0.456   | 0.447   | 0.446   | 0.461    |        |
|        |         | Stride efficiency (%)        | 60.20   | 57.03    | 61.61    | 63.83    | 57.83    | 56.22    | 60.10   | 56.51   | 60.93   | 65.35   | 59.85    |        |
|        |         | Stride count                 | 29.00   | 33.11    | 31.85    | 31.29    | 32.88    | 33.34    | 32.25   | 33.26   | 32.03   | 30.93   | 319.94   |        |

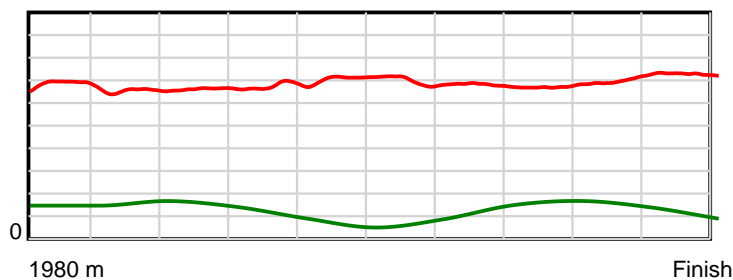
10 m Stride length



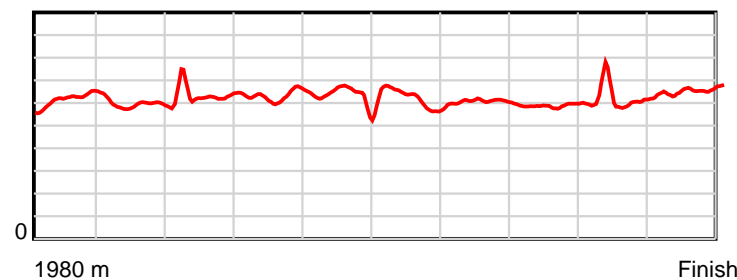
0.6 s Stride duration



20 m/sec Speed



100 % Stride efficiency



Note: Horizontal distance axis grid lines are 200m furlongs.

## Disclaimer.

HRNZ and NZMTC and Thoroughbred Ratings Pty Ltd accepts no responsibility for the completeness or accuracy of any of the information contained herein, and makes no representations about its suitability for any particular purpose. Users should make their own judgements about those matters and/or seek independent advice. You assume all risks associated with use of the data provided on this page.

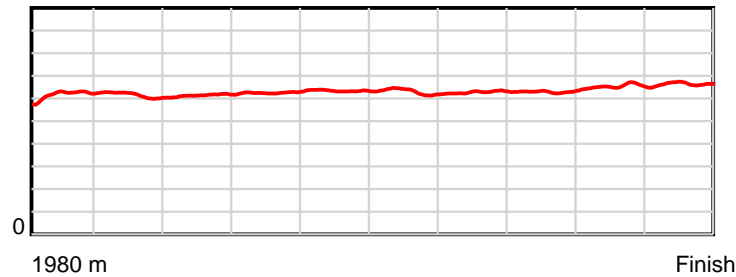


# Race Results

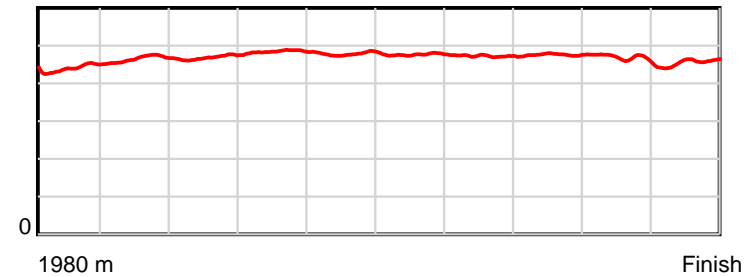
June 23, 2024, Race 6, , Distance 1980m, Addington - Survey 1980m

| Result | TAB no. | Horse (Barrier)              | 1980 to | 1800m to | 1600m to | 1400m to | 1200m to | 1000m to | 800m to | 600m to | 400m to | 200m to | Total or | Margin |
|--------|---------|------------------------------|---------|----------|----------|----------|----------|----------|---------|---------|---------|---------|----------|--------|
| 3rd    | 3       | Spiritual Blis... (3)        | 1800m   | 1600m    | 1400m    | 1200m    | 1000m    | 800m     | 600m    | 400m    | 200m    | WP      | Average  |        |
|        |         | Position in running (margin) | -       | 3(0.5)   | 2(0.3)   | 2(1.8)   | 2(1.8)   | 2(1.7)   | 2(1.9)  | 3(1.8)  | 3(1.7)  | 3(0.8)  |          | 1.50   |
|        |         | Sectional time (s)           | 13.18   | 15.12    | 15.14    | 15.44    | 15.19    | 15.23    | 14.96   | 15.17   | 14.24   | 13.70   |          |        |
|        |         | Cumulative time (s)          | 147.37  | 134.19   | 119.07   | 103.93   | 88.49    | 73.30    | 58.07   | 43.11   | 27.94   | 13.70   | 2:27.37  |        |
|        |         | Speed (m/s)                  | 13.66   | 13.23    | 13.21    | 12.95    | 13.17    | 13.13    | 13.37   | 13.18   | 14.04   | 14.60   | 13.44    |        |
|        |         | Stride length (m)            | 6.16    | 6.15     | 6.19     | 6.27     | 6.30     | 6.25     | 6.31    | 6.27    | 6.56    | 6.66    | 6.31     |        |
|        |         | Stride duration (s)          | 0.441   | 0.465    | 0.468    | 0.484    | 0.478    | 0.476    | 0.472   | 0.475   | 0.467   | 0.457   | 0.470    |        |
|        |         | Stride efficiency (%)        | 59.22   | 59.20    | 59.83    | 61.53    | 62.05    | 61.05    | 62.31   | 61.41   | 67.32   | 69.39   | 62.25    |        |
|        |         | Stride count                 | 29.24   | 32.49    | 32.32    | 31.87    | 31.74    | 32.00    | 31.67   | 31.90   | 30.47   | 30.01   | 313.71   |        |

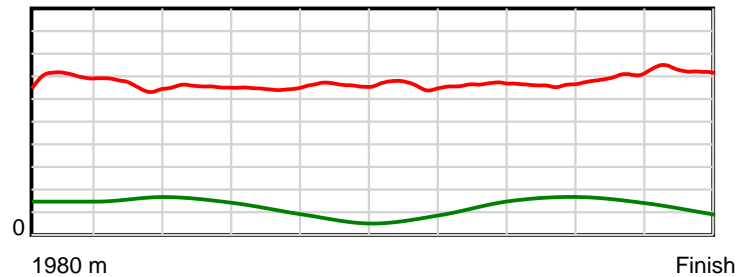
10 m Stride length



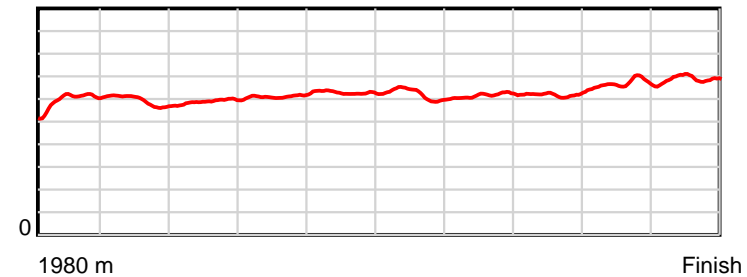
0.6 s Stride duration



20 m/sec Speed



100 % Stride efficiency



Note: Horizontal distance axis grid lines are 200m furlongs.

## Disclaimer.

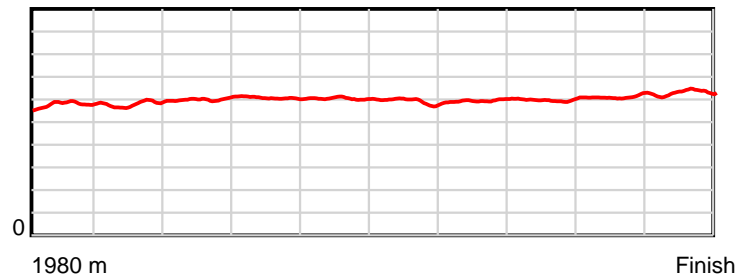
HRNZ and NZMTC and Thoroughbred Ratings Pty Ltd accepts no responsibility for the completeness or accuracy of any of the information contained herein, and makes no representations about its suitability for any particular purpose. Users should make their own judgements about those matters and/or seek independent advice. You assume all risks associated with use of the data provided on this page.

# Race Results

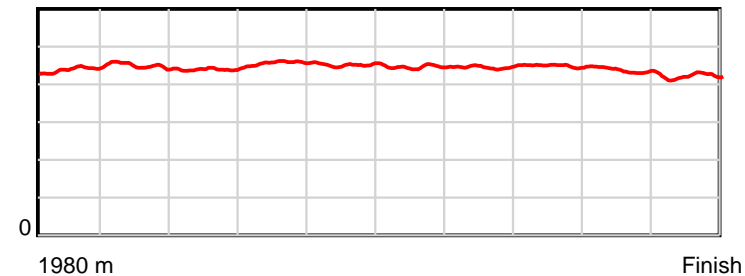
June 23, 2024, Race 6, , Distance 1980m, Addington - Survey 1980m

| Result | TAB no. | Horse (Barrier)              | 1980 to | 1800m to | 1600m to | 1400m to | 1200m to | 1000m to | 800m to | 600m to | 400m to | 200m to | Total or | Margin |
|--------|---------|------------------------------|---------|----------|----------|----------|----------|----------|---------|---------|---------|---------|----------|--------|
| 4th    | 6       | Major Performe... (6)        | 1800m   | 1600m    | 1400m    | 1200m    | 1000m    | 800m     | 600m    | 400m    | 200m    | WP      | Average  |        |
|        |         | Position in running (margin) | -       | 8(6.3)   | 8(9.5)   | 6(7.7)   | 6(6.0)   | 7(5.5)   | 9(5.7)  | 9(5.7)  | 9(5.6)  | 8(4.7)  |          | 3.00   |
|        |         | Sectional time (s)           | 13.98   | 15.68    | 14.60    | 15.15    | 15.10    | 15.24    | 14.98   | 15.16   | 14.24   | 13.52   |          |        |
|        |         | Cumulative time (s)          | 147.65  | 133.67   | 117.99   | 103.39   | 88.24    | 73.14    | 57.90   | 42.92   | 27.76   | 13.52   | 2:27.65  |        |
|        |         | Speed (m/s)                  | 12.88   | 12.76    | 13.70    | 13.20    | 13.25    | 13.12    | 13.35   | 13.19   | 14.04   | 14.79   | 13.41    |        |
|        |         | Stride length (m)            | 5.71    | 5.73     | 6.02     | 6.03     | 5.98     | 5.85     | 5.94    | 5.92    | 6.14    | 6.23    | 5.95     |        |
|        |         | Stride duration (s)          | 0.439   | 0.450    | 0.439    | 0.457    | 0.452    | 0.446    | 0.445   | 0.449   | 0.437   | 0.421   | 0.444    |        |
|        |         | Stride efficiency (%)        | 50.94   | 51.38    | 56.57    | 56.85    | 55.89    | 53.50    | 55.21   | 54.85   | 58.88   | 60.62   | 55.40    |        |
|        |         | Stride count                 | 31.53   | 34.88    | 33.24    | 33.16    | 33.44    | 34.18    | 33.65   | 33.76   | 32.58   | 32.11   | 332.53   |        |

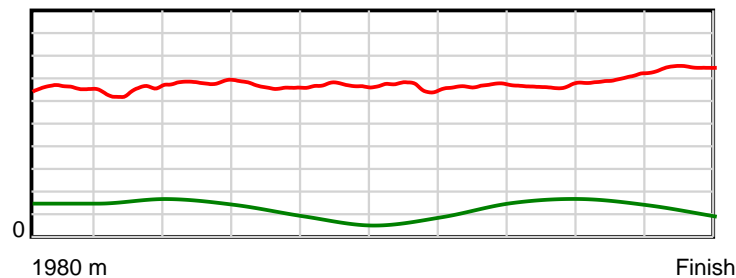
10 m Stride length



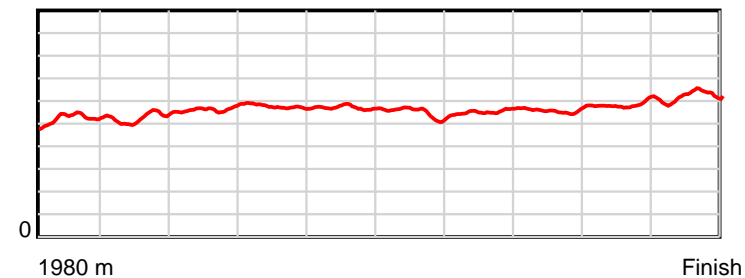
0.6 s Stride duration



20 m/sec Speed



100 % Stride efficiency



Note: Horizontal distance axis grid lines are 200m furlongs.

## Disclaimer.

HRNZ and NZMTC and Thoroughbred Ratings Pty Ltd accepts no responsibility for the completeness or accuracy of any of the information contained herein, and makes no representations about its suitability for any particular purpose. Users should make their own judgements about those matters and/or seek independent advice. You assume all risks associated with use of the data provided on this page.

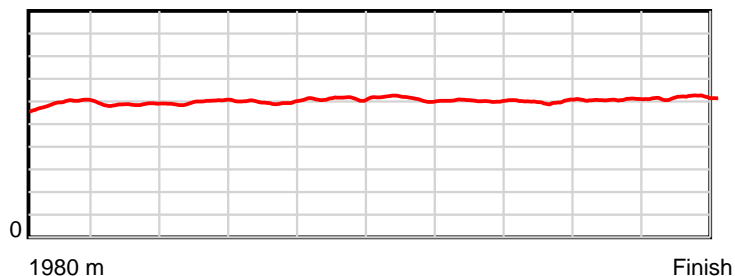


# Race Results

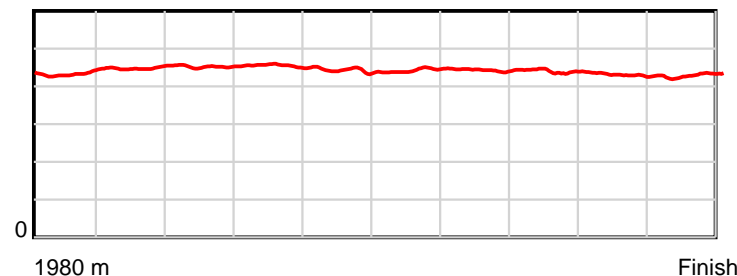
June 23, 2024, Race 6, , Distance 1980m, Addington - Survey 1980m

| Result | TAB no. | Horse (Barrier)              | 1980 to | 1800m to | 1600m to | 1400m to | 1200m to | 1000m to | 800m to | 600m to | 400m to | 200m to | Total or | Margin |
|--------|---------|------------------------------|---------|----------|----------|----------|----------|----------|---------|---------|---------|---------|----------|--------|
| 5th    | 2       | Amelia Rose (2)              | 1800m   | 1600m    | 1400m    | 1200m    | 1000m    | 800m     | 600m    | 400m    | 200m    | WP      | Average  |        |
|        |         | Position in running (margin) | -       | 6(3.5)   | 6(5.3)   | 7(8.2)   | 8(7.1)   | 8(5.7)   | 6(4.2)  | 4(2.7)  | 4(2.2)  | 4(2.5)  |          | 3.90   |
|        |         | Sectional time (s)           | 13.61   | 15.44    | 15.37    | 15.27    | 14.94    | 14.96    | 14.73   | 15.10   | 14.44   | 13.95   |          |        |
|        |         | Cumulative time (s)          | 147.81  | 134.20   | 118.76   | 103.39   | 88.12    | 73.18    | 58.22   | 43.49   | 28.39   | 13.95   | 2:27.81  |        |
|        |         | Speed (m/s)                  | 13.23   | 12.95    | 13.01    | 13.10    | 13.39    | 13.37    | 13.58   | 13.25   | 13.85   | 14.34   | 13.40    |        |
|        |         | Stride length (m)            | 5.86    | 5.80     | 5.88     | 5.95     | 5.93     | 5.92     | 6.02    | 5.82    | 5.96    | 6.16    | 5.93     |        |
|        |         | Stride duration (s)          | 0.433   | 0.448    | 0.452    | 0.455    | 0.443    | 0.443    | 0.443   | 0.440   | 0.430   | 0.430   | 0.443    |        |
|        |         | Stride efficiency (%)        | 53.59   | 52.63    | 54.08    | 55.40    | 54.94    | 54.82    | 56.54   | 53.00   | 55.43   | 59.39   | 54.95    |        |
|        |         | Stride count                 | 30.74   | 34.46    | 34.00    | 33.59    | 33.73    | 33.77    | 33.25   | 34.34   | 33.58   | 32.44   | 333.90   |        |

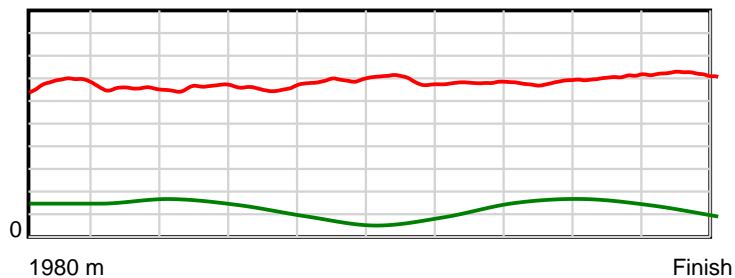
10 m Stride length



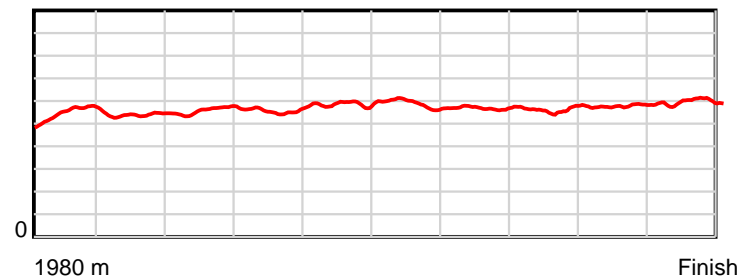
0.6 s Stride duration



20 m/sec Speed



100 % Stride efficiency



Note: Horizontal distance axis grid lines are 200m furlongs.

## Disclaimer.

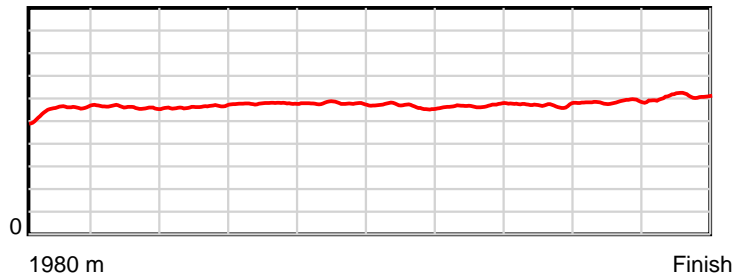
HRNZ and NZMTC and Thoroughbred Ratings Pty Ltd accepts no responsibility for the completeness or accuracy of any of the information contained herein, and makes no representations about its suitability for any particular purpose. Users should make their own judgements about those matters and/or seek independent advice. You assume all risks associated with use of the data provided on this page.

# Race Results

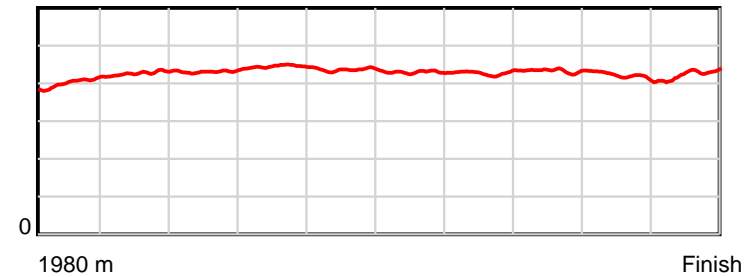
June 23, 2024, Race 6, , Distance 1980m, Addington - Survey 1980m

| Result | TAB no. | Horse (Barrier)              | 1980 to      | 1800m to     | 1600m to     | 1400m to     | 1200m to     | 1000m to    | 800m to     | 600m to     | 400m to     | 200m to   | Total or       | Margin |
|--------|---------|------------------------------|--------------|--------------|--------------|--------------|--------------|-------------|-------------|-------------|-------------|-----------|----------------|--------|
| 6th    | 1       | <b>Sports Babe (1)</b>       | <b>1800m</b> | <b>1600m</b> | <b>1400m</b> | <b>1200m</b> | <b>1000m</b> | <b>800m</b> | <b>600m</b> | <b>400m</b> | <b>200m</b> | <b>WP</b> | <b>Average</b> |        |
|        |         | Position in running (margin) | -            | 5(2.8)       | 4(2.6)       | 4(4.1)       | 4(3.6)       | 5(3.6)      | 5(3.8)      | 6(3.8)      | 6(3.4)      | 5(3.1)    |                | 4.10   |
|        |         | Sectional time (s)           | 13.40        | 15.11        | 15.15        | 15.36        | 15.19        | 15.23       | 14.98       | 15.12       | 14.32       | 14.00     |                |        |
|        |         | Cumulative time (s)          | 147.86       | 134.46       | 119.35       | 104.20       | 88.84        | 73.65       | 58.42       | 43.44       | 28.32       | 14.00     | 2:27.86        |        |
|        |         | Speed (m/s)                  | 13.43        | 13.24        | 13.20        | 13.02        | 13.17        | 13.13       | 13.35       | 13.23       | 13.97       | 14.29     | 13.39          |        |
|        |         | Stride length (m)            | 5.49         | 5.65         | 5.69         | 5.79         | 5.74         | 5.64        | 5.71        | 5.73        | 5.87        | 6.07      | 5.74           |        |
|        |         | Stride duration (s)          | 0.403        | 0.427        | 0.431        | 0.444        | 0.436        | 0.430       | 0.428       | 0.433       | 0.420       | 0.425     | 0.428          |        |
|        |         | Stride efficiency (%)        | 47.13        | 49.85        | 50.61        | 52.35        | 51.53        | 49.74       | 50.97       | 51.28       | 53.85       | 57.54     | 51.43          |        |
|        |         | Stride count                 | 32.78        | 35.41        | 35.14        | 34.55        | 34.83        | 35.45       | 35.02       | 34.91       | 34.07       | 32.96     | 345.12         |        |

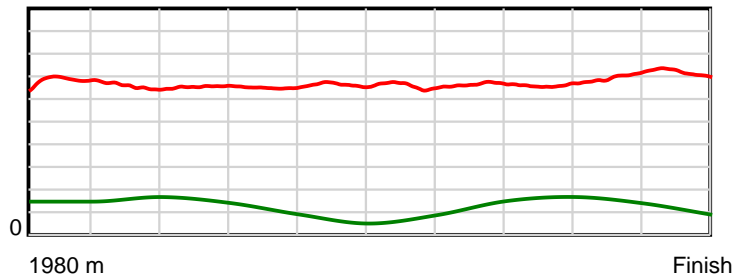
10 m Stride length



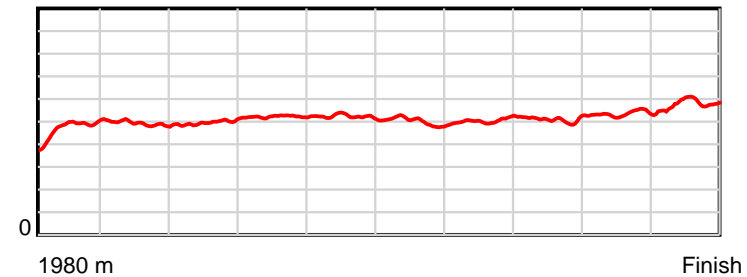
0.6 s Stride duration



20 m/sec Speed



100 % Stride efficiency



Note: Horizontal distance axis grid lines are 200m furlongs.

## Disclaimer.

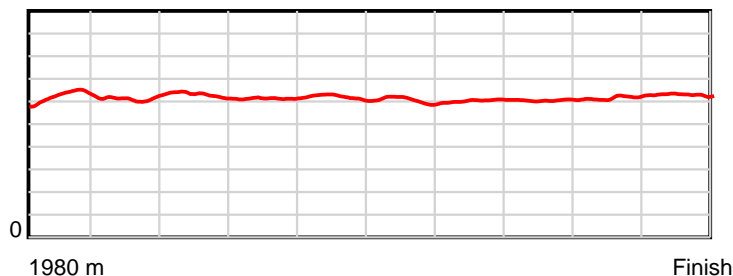
HRNZ and NZMTC and Thoroughbred Ratings Pty Ltd accepts no responsibility for the completeness or accuracy of any of the information contained herein, and makes no representations about its suitability for any particular purpose. Users should make their own judgements about those matters and/or seek independent advice. You assume all risks associated with use of the data provided on this page.

# Race Results

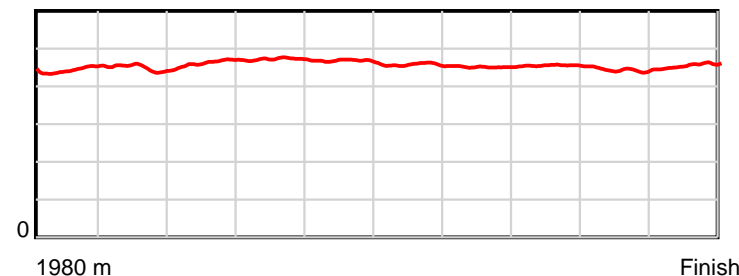
June 23, 2024, Race 6, , Distance 1980m, Addington - Survey 1980m

| Result | TAB no. | Horse (Barrier)              | 1980 to | 1800m to | 1600m to | 1400m to | 1200m to | 1000m to | 800m to | 600m to | 400m to | 200m to | Total or | Margin |
|--------|---------|------------------------------|---------|----------|----------|----------|----------|----------|---------|---------|---------|---------|----------|--------|
| 7th    | 7       | Superstar Lege... (7)        | 1800m   | 1600m    | 1400m    | 1200m    | 1000m    | 800m     | 600m    | 400m    | 200m    | WP      | Average  |        |
|        |         | Position in running (margin) | -       | 2(0.4)   | 1(0.0)   | 1(0.0)   | 1(0.0)   | 1(0.0)   | 1(0.0)  | 1(0.0)  | 1(0.0)  | 1(0.0)  |          | 4.40   |
|        |         | Sectional time (s)           | 13.04   | 15.08    | 14.89    | 15.44    | 15.19    | 15.20    | 14.98   | 15.18   | 14.39   | 14.51   |          |        |
|        |         | Cumulative time (s)          | 147.90  | 134.86   | 119.78   | 104.89   | 89.45    | 74.26    | 59.06   | 44.08   | 28.90   | 14.51   | 2:27.90  |        |
|        |         | Speed (m/s)                  | 13.80   | 13.26    | 13.43    | 12.95    | 13.17    | 13.16    | 13.35   | 13.18   | 13.90   | 13.78   | 13.39    |        |
|        |         | Stride length (m)            | 6.19    | 5.95     | 6.22     | 6.11     | 6.16     | 6.02     | 6.02    | 5.99    | 6.17    | 6.28    | 6.11     |        |
|        |         | Stride duration (s)          | 0.444   | 0.449    | 0.463    | 0.472    | 0.468    | 0.457    | 0.451   | 0.455   | 0.444   | 0.456   | 0.456    |        |
|        |         | Stride efficiency (%)        | 59.96   | 55.29    | 60.52    | 58.35    | 59.27    | 56.54    | 56.70   | 56.15   | 59.45   | 61.64   | 58.32    |        |
|        |         | Stride count                 | 29.06   | 33.62    | 32.14    | 32.73    | 32.47    | 33.25    | 33.20   | 33.37   | 32.42   | 31.84   | 324.10   |        |

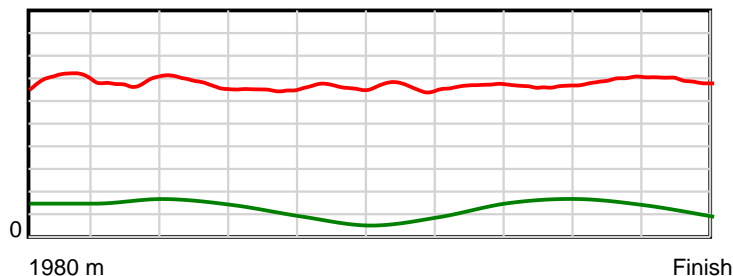
10 m Stride length



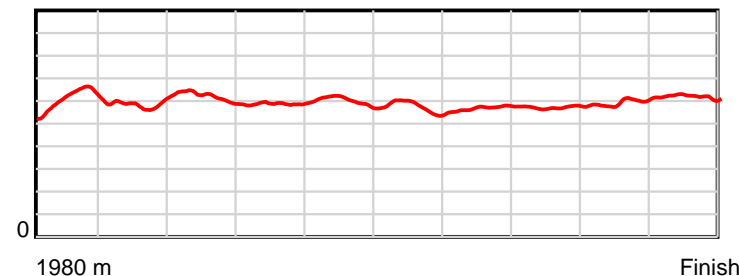
0.6 s Stride duration



20 m/sec Speed



100 % Stride efficiency



Note: Horizontal distance axis grid lines are 200m furlongs.

## Disclaimer.

HRNZ and NZMTC and Thoroughbred Ratings Pty Ltd accepts no responsibility for the completeness or accuracy of any of the information contained herein, and makes no representations about its suitability for any particular purpose. Users should make their own judgements about those matters and/or seek independent advice. You assume all risks associated with use of the data provided on this page.

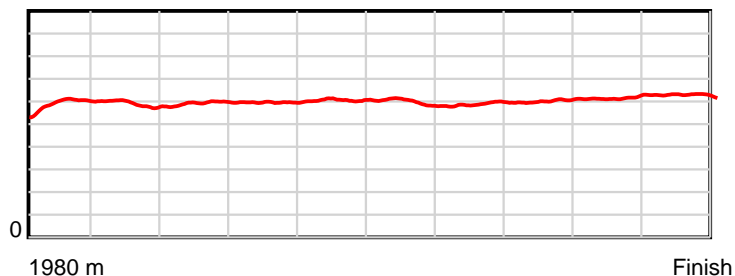


# Race Results

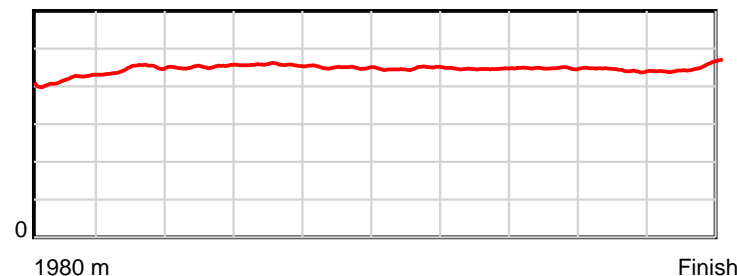
June 23, 2024, Race 6, , Distance 1980m, Addington - Survey 1980m

| Result | TAB no. | Horse (Barrier)              | 1980 to | 1800m to | 1600m to | 1400m to | 1200m to | 1000m to | 800m to | 600m to | 400m to | 200m to | Total or | Margin |
|--------|---------|------------------------------|---------|----------|----------|----------|----------|----------|---------|---------|---------|---------|----------|--------|
| 8th    | 4       | Betterthandiva (4)           | 1800m   | 1600m    | 1400m    | 1200m    | 1000m    | 800m     | 600m    | 400m    | 200m    | WP      | Average  |        |
|        |         | Position in running (margin) | -       | 1(0.0)   | 3(1.0)   | 3(4.0)   | 3(3.4)   | 6(4.1)   | 7(4.7)  | 8(5.3)  | 8(5.1)  | 9(6.3)  |          | 9.80   |
|        |         | Sectional time (s)           | 12.94   | 15.31    | 15.39    | 15.36    | 15.30    | 15.30    | 15.08   | 15.14   | 14.59   | 14.50   |          |        |
|        |         | Cumulative time (s)          | 148.91  | 135.97   | 120.66   | 105.27   | 89.91    | 74.61    | 59.31   | 44.23   | 29.09   | 14.50   | 2:28.91  |        |
|        |         | Speed (m/s)                  | 13.91   | 13.06    | 13.00    | 13.02    | 13.07    | 13.07    | 13.26   | 13.21   | 13.71   | 13.79   | 13.30    |        |
|        |         | Stride length (m)            | 5.89    | 5.84     | 5.88     | 5.95     | 5.88     | 5.85     | 5.92    | 5.92    | 6.07    | 6.23    | 5.94     |        |
|        |         | Stride duration (s)          | 0.418   | 0.447    | 0.452    | 0.457    | 0.450    | 0.448    | 0.447   | 0.448   | 0.443   | 0.452   | 0.447    |        |
|        |         | Stride efficiency (%)        | 54.25   | 53.25    | 53.99    | 55.33    | 54.04    | 53.48    | 54.79   | 54.76   | 57.62   | 60.67   | 55.16    |        |
|        |         | Stride count                 | 30.55   | 34.26    | 34.03    | 33.61    | 34.01    | 34.19    | 33.78   | 33.79   | 32.94   | 32.10   | 333.26   |        |

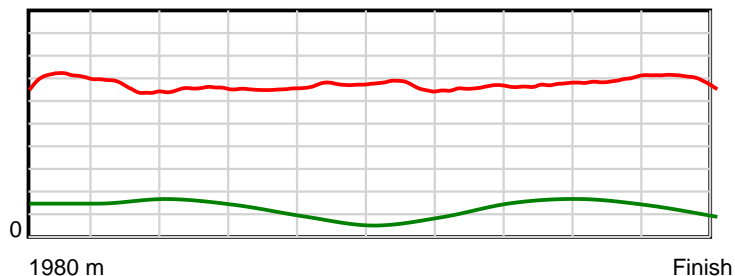
10 m Stride length



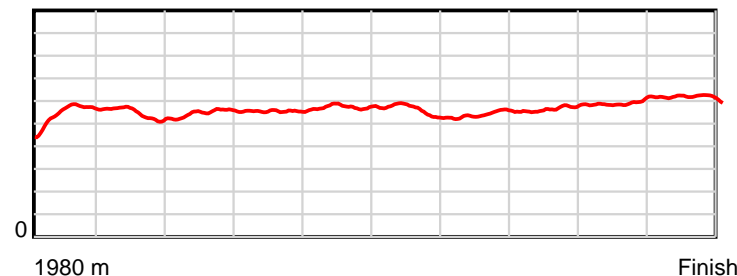
0.6 s Stride duration



20 m/sec Speed



100 % Stride efficiency



Note: Horizontal distance axis grid lines are 200m furlongs.

## Disclaimer.

HRNZ and NZMTC and Thoroughbred Ratings Pty Ltd accepts no responsibility for the completeness or accuracy of any of the information contained herein, and makes no representations about its suitability for any particular purpose. Users should make their own judgements about those matters and/or seek independent advice. You assume all risks associated with use of the data provided on this page.

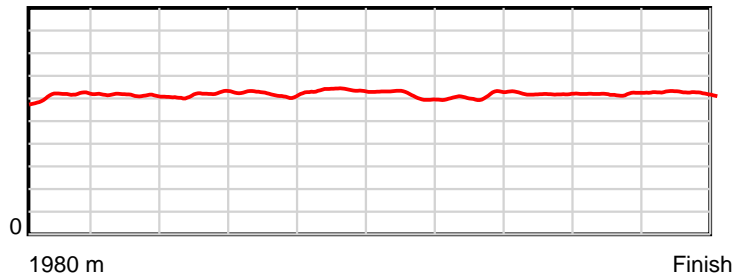


# Race Results

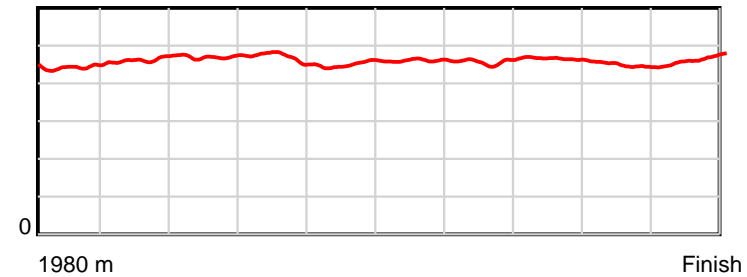
June 23, 2024, Race 6, , Distance 1980m, Addington - Survey 1980m

| Result | TAB no. | Horse (Barrier)              | 1980 to      | 1800m to     | 1600m to     | 1400m to     | 1200m to     | 1000m to    | 800m to     | 600m to     | 400m to     | 200m to   | Total or       | Margin |
|--------|---------|------------------------------|--------------|--------------|--------------|--------------|--------------|-------------|-------------|-------------|-------------|-----------|----------------|--------|
| 9th    | 5       | <b>Penny Weight (5)</b>      | <b>1800m</b> | <b>1600m</b> | <b>1400m</b> | <b>1200m</b> | <b>1000m</b> | <b>800m</b> | <b>600m</b> | <b>400m</b> | <b>200m</b> | <b>WP</b> | <b>Average</b> |        |
|        |         | Position in running (margin) | -            | 4(2.3)       | 5(2.9)       | 5(5.8)       | 5(4.6)       | 3(2.0)      | 4(2.8)      | 5(2.7)      | 5(3.1)      | 7(4.1)    |                | 11.10  |
|        |         | Sectional time (s)           | 13.34        | 15.23        | 15.38        | 15.24        | 14.76        | 15.34       | 14.96       | 15.25       | 14.55       | 15.10     |                |        |
|        |         | Cumulative time (s)          | 149.15       | 135.81       | 120.58       | 105.20       | 89.96        | 75.20       | 59.86       | 44.90       | 29.65       | 15.10     | 2:29.15        |        |
|        |         | Speed (m/s)                  | 13.49        | 13.13        | 13.00        | 13.12        | 13.55        | 13.04       | 13.37       | 13.11       | 13.75       | 13.25     | 13.28          |        |
|        |         | Stride length (m)            | 6.05         | 6.07         | 6.11         | 6.17         | 6.11         | 6.00        | 6.13        | 6.10        | 6.16        | 6.15      | 6.10           |        |
|        |         | Stride duration (s)          | 0.442        | 0.462        | 0.470        | 0.470        | 0.451        | 0.460       | 0.458       | 0.465       | 0.448       | 0.465     | 0.460          |        |
|        |         | Stride efficiency (%)        | 57.16        | 57.59        | 58.38        | 59.42        | 58.28        | 56.28       | 58.65       | 58.08       | 59.21       | 59.20     | 58.23          |        |
|        |         | Stride count                 | 29.76        | 32.95        | 32.72        | 32.43        | 32.75        | 33.33       | 32.65       | 32.80       | 32.49       | 32.49     | 324.37         |        |

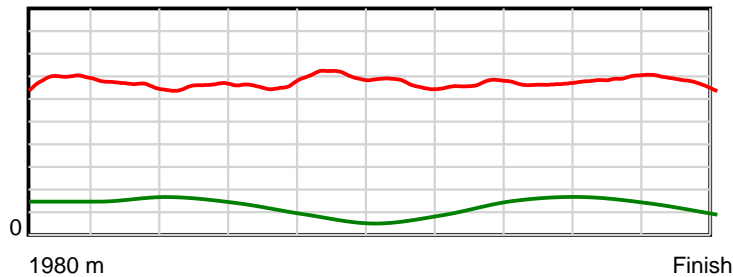
10 m Stride length



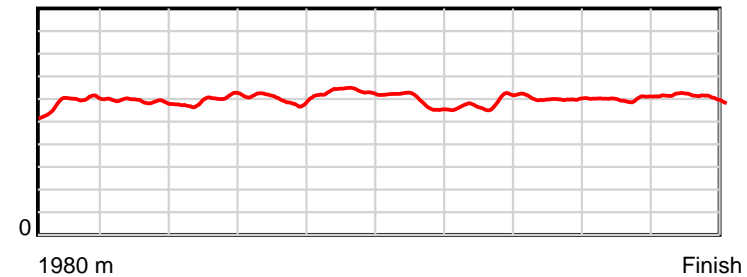
0.6 s Stride duration



20 m/sec Speed



100 % Stride efficiency



Note: Horizontal distance axis grid lines are 200m furlongs.

## Disclaimer.

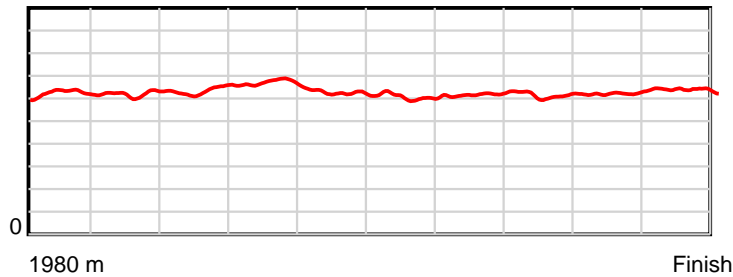
HRNZ and NZMTC and Thoroughbred Ratings Pty Ltd accepts no responsibility for the completeness or accuracy of any of the information contained herein, and makes no representations about its suitability for any particular purpose. Users should make their own judgements about those matters and/or seek independent advice. You assume all risks associated with use of the data provided on this page.

# Race Results

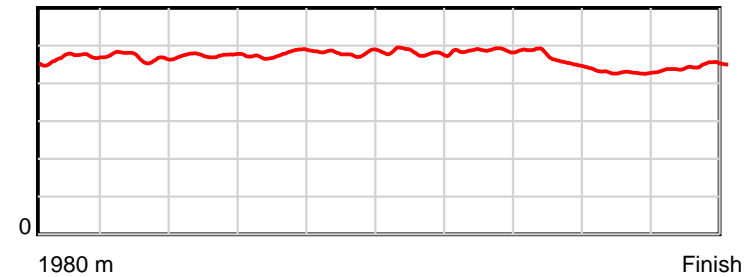
June 23, 2024, Race 7, , Distance 1980m, Addington - Survey 1980m

| Result | TAB no. | Horse (Barrier)              | 1980 to      | 1800m to     | 1600m to     | 1400m to     | 1200m to     | 1000m to    | 800m to     | 600m to     | 400m to     | 200m to   | Total or       | Margin |
|--------|---------|------------------------------|--------------|--------------|--------------|--------------|--------------|-------------|-------------|-------------|-------------|-----------|----------------|--------|
| 1st    | 6       | <b>Pyramid Mystic (6)</b>    | <b>1800m</b> | <b>1600m</b> | <b>1400m</b> | <b>1200m</b> | <b>1000m</b> | <b>800m</b> | <b>600m</b> | <b>400m</b> | <b>200m</b> | <b>WP</b> | <b>Average</b> |        |
|        |         | Position in running (margin) | -            | 6(7.0)       | 6(11.7)      | 6(13.0)      | 6(12.1)      | 6(9.3)      | 6(6.1)      | 6(4.9)      | 5(2.8)      | 3(0.2)    |                | 0.00   |
|        |         | Sectional time (s)           | 13.93        | 15.38        | 14.97        | 14.35        | 15.68        | 16.05       | 15.86       | 15.45       | 14.25       | 14.10     |                |        |
|        |         | Cumulative time (s)          | 150.02       | 136.09       | 120.71       | 105.74       | 91.39        | 75.71       | 59.66       | 43.80       | 28.35       | 14.10     | 2:30.02        |        |
|        |         | Speed (m/s)                  | 12.93        | 13.00        | 13.36        | 13.94        | 12.76        | 12.46       | 12.61       | 12.94       | 14.04       | 14.18     | 13.20          |        |
|        |         | Stride length (m)            | 6.15         | 6.11         | 6.34         | 6.66         | 6.14         | 6.00        | 6.14        | 6.00        | 6.03        | 6.33      | 6.18           |        |
|        |         | Stride duration (s)          | 0.468        | 0.470        | 0.475        | 0.478        | 0.481        | 0.482       | 0.487       | 0.463       | 0.429       | 0.446     | 0.469          |        |
|        |         | Stride efficiency (%)        | 59.10        | 58.33        | 62.82        | 69.27        | 58.86        | 56.35       | 58.92       | 56.18       | 56.73       | 62.58     | 59.76          |        |
|        |         | Stride count                 | 29.27        | 32.73        | 31.54        | 30.04        | 32.59        | 33.31       | 32.57       | 33.35       | 33.19       | 31.60     | 320.19         |        |

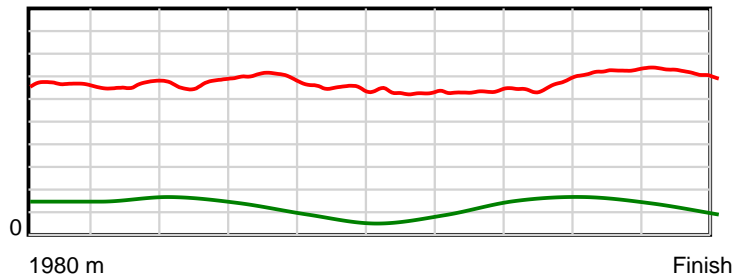
10 m Stride length



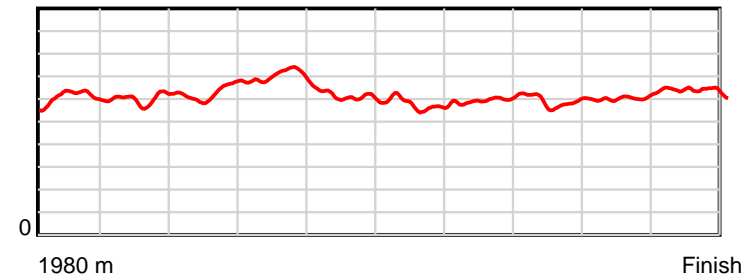
0.6 s Stride duration



20 m/sec Speed



100 % Stride efficiency



Note: Horizontal distance axis grid lines are 200m furlongs.

**Disclaimer.**

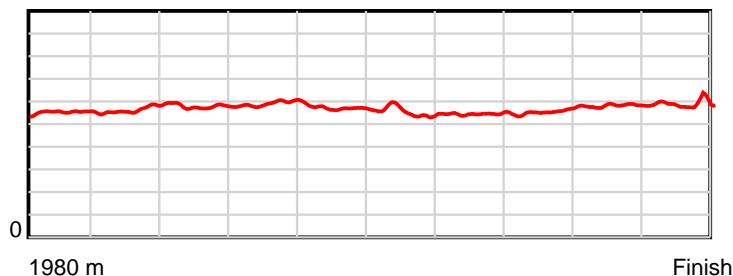
HRNZ and NZMTC and Thoroughbred Ratings Pty Ltd accepts no responsibility for the completeness or accuracy of any of the information contained herein, and makes no representations about its suitability for any particular purpose. Users should make their own judgements about those matters and/or seek independent advice. You assume all risks associated with use of the data provided on this page.

# Race Results

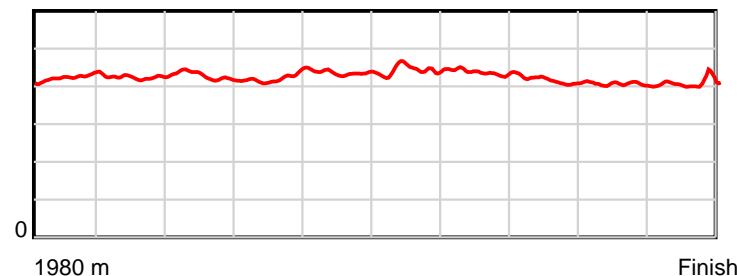
June 23, 2024, Race 7, , Distance 1980m, Addington - Survey 1980m

| Result | TAB no. | Horse (Barrier)              | 1980 to      | 1800m to     | 1600m to     | 1400m to     | 1200m to     | 1000m to    | 800m to     | 600m to     | 400m to     | 200m to   | Total or       | Margin |
|--------|---------|------------------------------|--------------|--------------|--------------|--------------|--------------|-------------|-------------|-------------|-------------|-----------|----------------|--------|
| 2nd    | 7       | <b>Buffy Northsta... (7)</b> | <b>1800m</b> | <b>1600m</b> | <b>1400m</b> | <b>1200m</b> | <b>1000m</b> | <b>800m</b> | <b>600m</b> | <b>400m</b> | <b>200m</b> | <b>WP</b> | <b>Average</b> |        |
|        |         | Position in running (margin) | -            | 8(8.8)       | 7(13.2)      | 7(15.1)      | 8(14.1)      | 7(10.3)     | 7(7.6)      | 8(7.4)      | 8(4.5)      | 7(2.0)    |                | 0.90   |
|        |         | Sectional time (s)           | 14.29        | 15.34        | 15.05        | 14.35        | 15.51        | 16.12       | 16.05       | 15.31       | 14.26       | 13.91     |                |        |
|        |         | Cumulative time (s)          | 150.19       | 135.90       | 120.56       | 105.51       | 91.16        | 75.65       | 59.53       | 43.48       | 28.17       | 13.91     | 2:30.19        |        |
|        |         | Speed (m/s)                  | 12.60        | 13.04        | 13.29        | 13.94        | 12.89        | 12.41       | 12.46       | 13.06       | 14.03       | 14.38     | 13.18          |        |
|        |         | Stride length (m)            | 5.46         | 5.53         | 5.68         | 5.90         | 5.61         | 5.51        | 5.45        | 5.43        | 5.68        | 5.87      | 5.61           |        |
|        |         | Stride duration (s)          | 0.425        | 0.424        | 0.427        | 0.424        | 0.435        | 0.444       | 0.437       | 0.416       | 0.405       | 0.408     | 0.425          |        |
|        |         | Stride efficiency (%)        | 46.54        | 47.78        | 50.36        | 54.46        | 49.23        | 47.37       | 46.36       | 46.12       | 50.48       | 53.89     | 49.16          |        |
|        |         | Stride count                 | 32.98        | 36.17        | 35.23        | 33.88        | 35.63        | 36.33       | 36.72       | 36.82       | 35.19       | 34.06     | 353.01         |        |

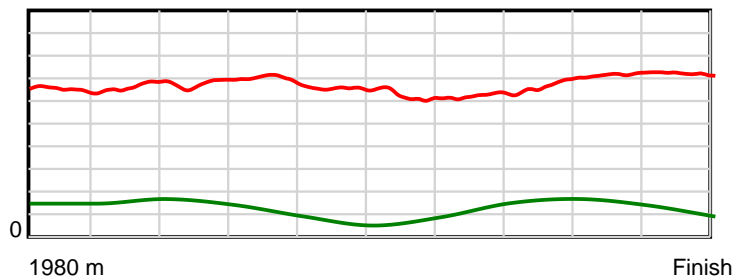
10 m Stride length



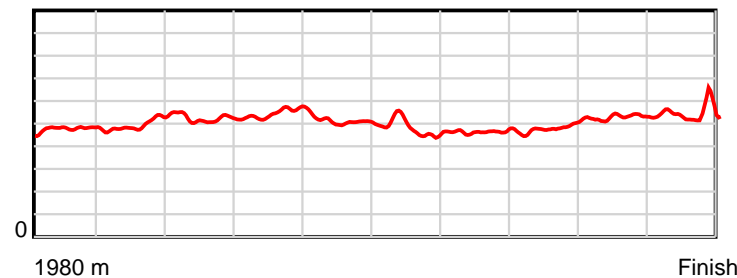
0.6 s Stride duration



20 m/sec Speed



100 % Stride efficiency



Note: Horizontal distance axis grid lines are 200m furlongs.

## Disclaimer.

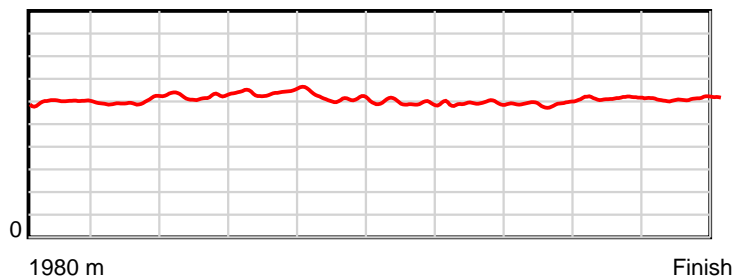
HRNZ and NZMTC and Thoroughbred Ratings Pty Ltd accepts no responsibility for the completeness or accuracy of any of the information contained herein, and makes no representations about its suitability for any particular purpose. Users should make their own judgements about those matters and/or seek independent advice. You assume all risks associated with use of the data provided on this page.

# Race Results

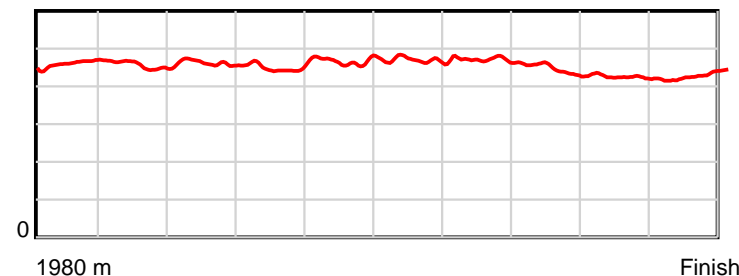
June 23, 2024, Race 7, , Distance 1980m, Addington - Survey 1980m

| Result | TAB no. | Horse (Barrier)              | 1980 to | 1800m to | 1600m to | 1400m to | 1200m to | 1000m to | 800m to | 600m to | 400m to | 200m to | Total or | Margin |
|--------|---------|------------------------------|---------|----------|----------|----------|----------|----------|---------|---------|---------|---------|----------|--------|
| 3rd    | 8       | Paige (8)                    | 1800m   | 1600m    | 1400m    | 1200m    | 1000m    | 800m     | 600m    | 400m    | 200m    | WP      | Average  |        |
|        |         | Position in running (margin) | -       | 7(8.5)   | 8(15.1)  | 8(16.9)  | 7(13.9)  | 8(10.9)  | 8(7.7)  | 7(6.8)  | 7(4.2)  | 6(1.9)  |          | 1.30   |
|        |         | Sectional time (s)           | 14.26   | 15.72    | 15.05    | 14.00    | 15.65    | 16.04    | 15.91   | 15.37   | 14.30   | 13.96   |          |        |
|        |         | Cumulative time (s)          | 150.26  | 136.00   | 120.28   | 105.23   | 91.23    | 75.58    | 59.54   | 43.63   | 28.26   | 13.96   | 2:30.26  |        |
|        |         | Speed (m/s)                  | 12.63   | 12.72    | 13.29    | 14.29    | 12.78    | 12.47    | 12.57   | 13.01   | 13.99   | 14.33   | 13.18    |        |
|        |         | Stride length (m)            | 5.94    | 5.81     | 6.15     | 6.45     | 5.97     | 5.87     | 5.90    | 5.77    | 5.92    | 6.17    | 5.99     |        |
|        |         | Stride duration (s)          | 0.461   | 0.456    | 0.462    | 0.451    | 0.467    | 0.471    | 0.470   | 0.444   | 0.424   | 0.430   | 0.454    |        |
|        |         | Stride efficiency (%)        | 55.10   | 52.72    | 59.03    | 64.91    | 55.64    | 53.80    | 54.46   | 52.06   | 54.79   | 59.45   | 56.04    |        |
|        |         | Stride count                 | 30.31   | 34.43    | 32.54    | 31.03    | 33.52    | 34.08    | 33.88   | 34.65   | 33.77   | 32.43   | 330.64   |        |

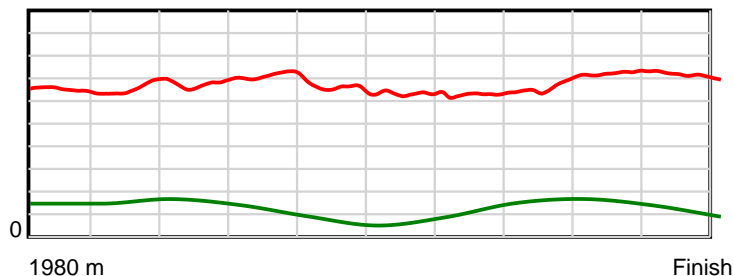
10 m Stride length



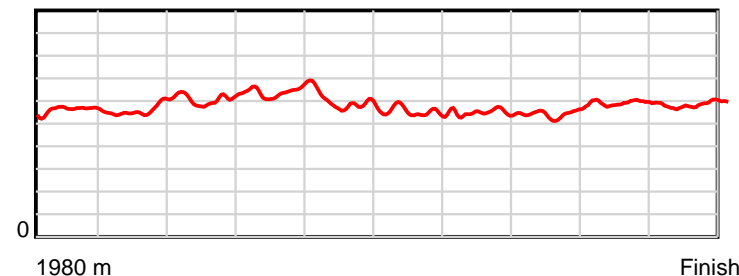
0.6 s Stride duration



20 m/sec Speed



100 % Stride efficiency



Note: Horizontal distance axis grid lines are 200m furlongs.

## Disclaimer.

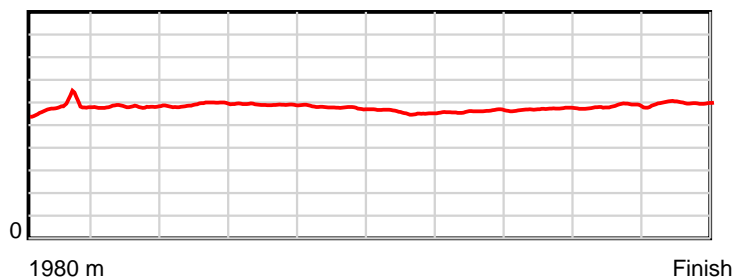
HRNZ and NZMTC and Thoroughbred Ratings Pty Ltd accepts no responsibility for the completeness or accuracy of any of the information contained herein, and makes no representations about its suitability for any particular purpose. Users should make their own judgements about those matters and/or seek independent advice. You assume all risks associated with use of the data provided on this page.

# Race Results

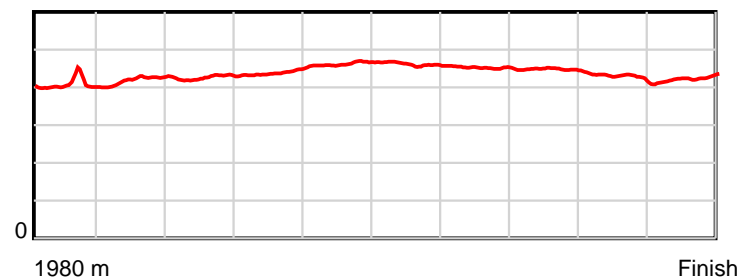
June 23, 2024, Race 7, , Distance 1980m, Addington - Survey 1980m

| Result | TAB no. | Horse (Barrier)              | 1980 to | 1800m to | 1600m to | 1400m to | 1200m to | 1000m to | 800m to | 600m to | 400m to | 200m to | Total or | Margin |
|--------|---------|------------------------------|---------|----------|----------|----------|----------|----------|---------|---------|---------|---------|----------|--------|
| 4th    | 3       | Martha Stuart (3)            | 1800m   | 1600m    | 1400m    | 1200m    | 1000m    | 800m     | 600m    | 400m    | 200m    | WP      | Average  |        |
|        |         | Position in running (margin) | -       | 3(0.6)   | 2(0.7)   | 1(0.0)   | 2(1.7)   | 2(1.8)   | 2(1.6)  | 3(1.8)  | 3(1.2)  | 5(1.6)  |          | 1.50   |
|        |         | Sectional time (s)           | 12.85   | 14.63    | 14.63    | 14.78    | 16.17    | 16.53    | 16.11   | 15.70   | 14.75   | 14.16   |          |        |
|        |         | Cumulative time (s)          | 150.31  | 137.46   | 122.83   | 108.20   | 93.42    | 77.25    | 60.72   | 44.61   | 28.91   | 14.16   | 2:30.31  |        |
|        |         | Speed (m/s)                  | 14.01   | 13.67    | 13.67    | 13.53    | 12.37    | 12.10    | 12.41   | 12.74   | 13.56   | 14.12   | 13.17    |        |
|        |         | Stride length (m)            | 5.74    | 5.73     | 5.82     | 5.94     | 5.72     | 5.58     | 5.61    | 5.70    | 5.80    | 5.99    | 5.76     |        |
|        |         | Stride duration (s)          | 0.406   | 0.419    | 0.426    | 0.439    | 0.462    | 0.461    | 0.452   | 0.447   | 0.428   | 0.424   | 0.437    |        |
|        |         | Stride efficiency (%)        | 51.43   | 51.31    | 52.95    | 55.23    | 51.07    | 48.67    | 49.22   | 50.78   | 52.58   | 56.03   | 51.86    |        |
|        |         | Stride count                 | 31.38   | 34.90    | 34.36    | 33.64    | 34.98    | 35.84    | 35.64   | 35.08   | 34.48   | 33.40   | 343.70   |        |

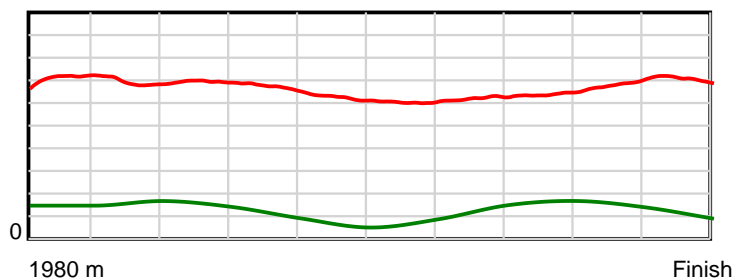
10 m Stride length



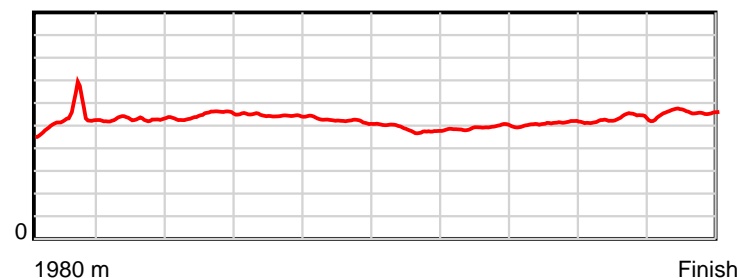
0.6 s Stride duration



20 m/sec Speed



100 % Stride efficiency



Note: Horizontal distance axis grid lines are 200m furlongs.

## Disclaimer.

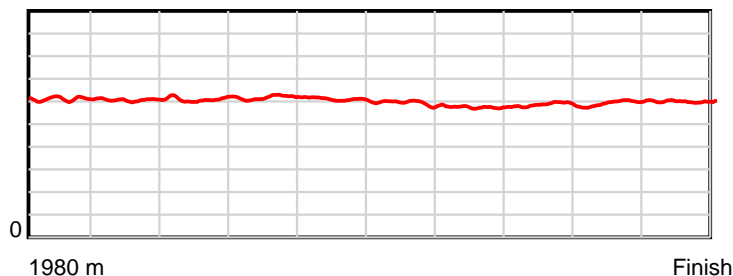
HRNZ and NZMTC and Thoroughbred Ratings Pty Ltd accepts no responsibility for the completeness or accuracy of any of the information contained herein, and makes no representations about its suitability for any particular purpose. Users should make their own judgements about those matters and/or seek independent advice. You assume all risks associated with use of the data provided on this page.

# Race Results

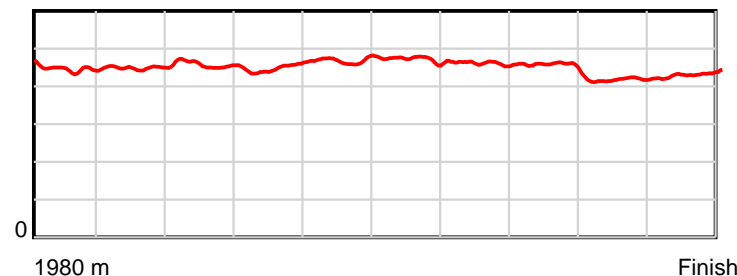
June 23, 2024, Race 7, , Distance 1980m, Addington - Survey 1980m

| Result | TAB no. | Horse (Barrier)              | 1980 to | 1800m to | 1600m to | 1400m to | 1200m to | 1000m to | 800m to | 600m to | 400m to | 200m to | Total or | Margin |
|--------|---------|------------------------------|---------|----------|----------|----------|----------|----------|---------|---------|---------|---------|----------|--------|
| 5th    | 9       | Izia (0)                     | 1800m   | 1600m    | 1400m    | 1200m    | 1000m    | 800m     | 600m    | 400m    | 200m    | WP      | Average  |        |
|        |         | Position in running (margin) | -       | 5(6.8)   | 5(9.3)   | 5(11.4)  | 5(10.4)  | 5(7.7)   | 5(4.2)  | 4(3.0)  | 4(1.8)  | 2(0.1)  |          | 1.70   |
|        |         | Sectional time (s)           | 13.96   | 15.02    | 15.10    | 14.35    | 15.69    | 16.00    | 15.87   | 15.59   | 14.41   | 14.36   |          |        |
|        |         | Cumulative time (s)          | 150.35  | 136.39   | 121.37   | 106.27   | 91.92    | 76.23    | 60.23   | 44.36   | 28.77   | 14.36   | 2:30.35  |        |
|        |         | Speed (m/s)                  | 12.90   | 13.32    | 13.25    | 13.94    | 12.75    | 12.50    | 12.60   | 12.83   | 13.88   | 13.93   | 13.17    |        |
|        |         | Stride length (m)            | 6.06    | 5.97     | 6.07     | 6.25     | 5.98     | 5.89     | 5.80    | 5.83    | 5.80    | 6.01    | 5.96     |        |
|        |         | Stride duration (s)          | 0.445   | 0.449    | 0.458    | 0.448    | 0.469    | 0.471    | 0.461   | 0.454   | 0.418   | 0.432   | 0.453    |        |
|        |         | Stride efficiency (%)        | 57.42   | 55.74    | 57.64    | 60.96    | 55.89    | 54.29    | 52.63   | 53.06   | 52.51   | 56.53   | 55.57    |        |
|        |         | Stride count                 | 29.69   | 33.49    | 32.93    | 32.02    | 33.44    | 33.93    | 34.46   | 34.32   | 34.50   | 33.25   | 332.03   |        |

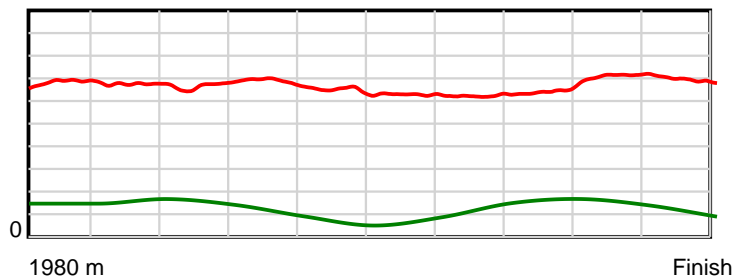
10 m Stride length



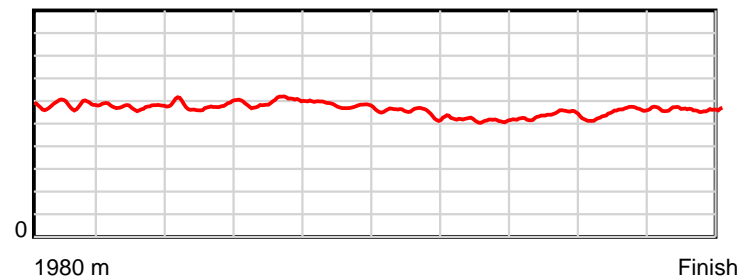
0.6 s Stride duration



20 m/sec Speed



100 % Stride efficiency



Note: Horizontal distance axis grid lines are 200m furlongs.

## Disclaimer.

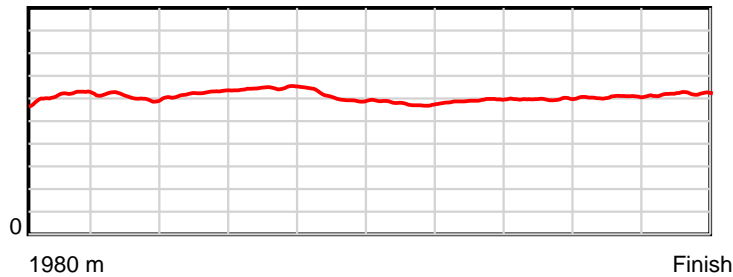
HRNZ and NZMTC and Thoroughbred Ratings Pty Ltd accepts no responsibility for the completeness or accuracy of any of the information contained herein, and makes no representations about its suitability for any particular purpose. Users should make their own judgements about those matters and/or seek independent advice. You assume all risks associated with use of the data provided on this page.

# Race Results

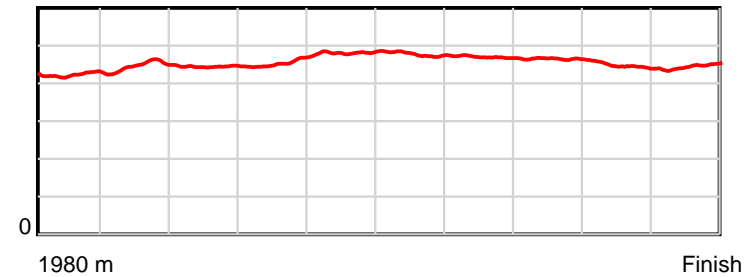
June 23, 2024, Race 7, , Distance 1980m, Addington - Survey 1980m

| Result | TAB no. | Horse (Barrier)              | 1980 to | 1800m to | 1600m to | 1400m to | 1200m to | 1000m to | 800m to | 600m to | 400m to | 200m to | Total or | Margin |
|--------|---------|------------------------------|---------|----------|----------|----------|----------|----------|---------|---------|---------|---------|----------|--------|
| 6th    | 4       | Miss Yo (4)                  | 1800m   | 1600m    | 1400m    | 1200m    | 1000m    | 800m     | 600m    | 400m    | 200m    | WP      | Average  |        |
|        |         | Position in running (margin) | -       | 1(0.0)   | 3(3.0)   | 3(1.9)   | 1(0.0)   | 1(0.0)   | 1(0.0)  | 1(0.0)  | 1(0.0)  | 1(0.0)  |          | 2.60   |
|        |         | Sectional time (s)           | 12.98   | 15.10    | 14.58    | 14.18    | 16.14    | 16.57    | 16.07   | 15.80   | 14.68   | 14.40   |          |        |
|        |         | Cumulative time (s)          | 150.50  | 137.52   | 122.42   | 107.84   | 93.66    | 77.52    | 60.95   | 44.88   | 29.08   | 14.40   | 2:30.50  |        |
|        |         | Speed (m/s)                  | 13.87   | 13.25    | 13.72    | 14.10    | 12.39    | 12.07    | 12.45   | 12.66   | 13.62   | 13.89   | 13.16    |        |
|        |         | Stride length (m)            | 6.04    | 5.91     | 6.09     | 6.41     | 5.97     | 5.75     | 5.84    | 5.88    | 6.08    | 6.19    | 6.01     |        |
|        |         | Stride duration (s)          | 0.423   | 0.447    | 0.444    | 0.455    | 0.481    | 0.477    | 0.469   | 0.465   | 0.446   | 0.445   | 0.457    |        |
|        |         | Stride efficiency (%)        | 56.94   | 54.65    | 58.03    | 64.22    | 55.61    | 51.71    | 53.31   | 54.03   | 57.69   | 59.80   | 56.44    |        |
|        |         | Stride count                 | 29.82   | 33.82    | 32.82    | 31.20    | 33.53    | 34.77    | 34.24   | 34.01   | 32.92   | 32.33   | 329.46   |        |

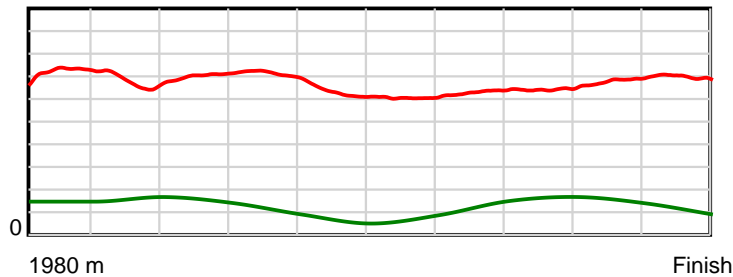
10 m Stride length



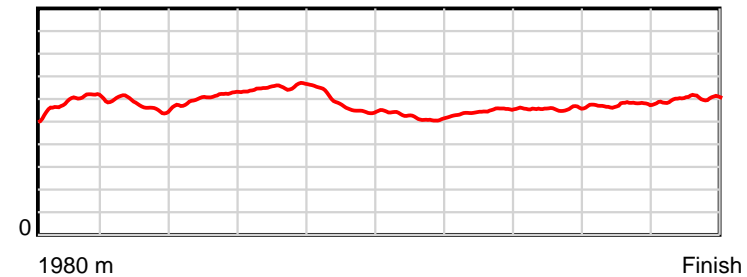
0.6 s Stride duration



20 m/sec Speed



100 % Stride efficiency



Note: Horizontal distance axis grid lines are 200m furlongs.

**Disclaimer.**

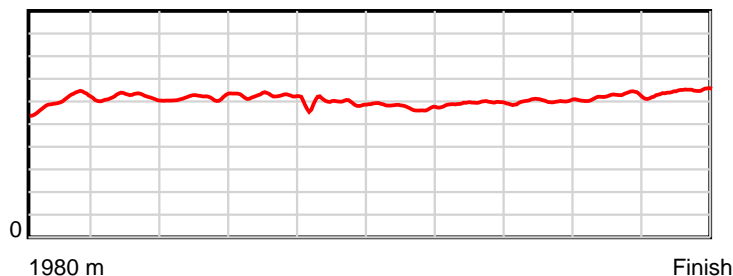
HRNZ and NZMTC and Thoroughbred Ratings Pty Ltd accepts no responsibility for the completeness or accuracy of any of the information contained herein, and makes no representations about its suitability for any particular purpose. Users should make their own judgements about those matters and/or seek independent advice. You assume all risks associated with use of the data provided on this page.

# Race Results

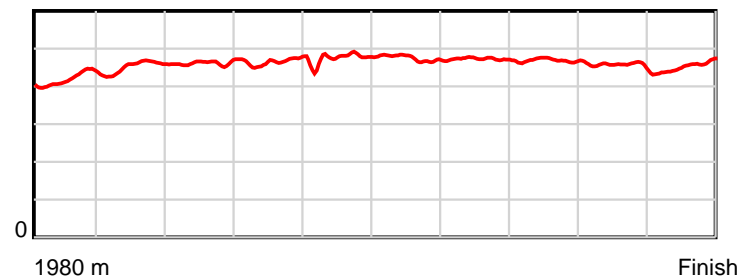
June 23, 2024, Race 7, , Distance 1980m, Addington - Survey 1980m

| Result | TAB no. | Horse (Barrier)              | 1980 to | 1800m to | 1600m to | 1400m to | 1200m to | 1000m to | 800m to | 600m to | 400m to | 200m to | Total or | Margin |
|--------|---------|------------------------------|---------|----------|----------|----------|----------|----------|---------|---------|---------|---------|----------|--------|
| 7th    | 2       | Salvo (2)                    | 1800m   | 1600m    | 1400m    | 1200m    | 1000m    | 800m     | 600m    | 400m    | 200m    | WP      | Average  |        |
|        |         | Position in running (margin) | -       | 2(0.0)   | 1(0.0)   | 2(1.5)   | 3(3.5)   | 3(3.5)   | 4(3.3)  | 5(3.1)  | 6(2.9)  | 8(3.7)  |          | 3.30   |
|        |         | Sectional time (s)           | 12.79   | 14.60    | 14.99    | 14.85    | 16.15    | 16.53    | 16.04   | 15.76   | 14.81   | 14.11   |          |        |
|        |         | Cumulative time (s)          | 150.63  | 137.84   | 123.24   | 108.25   | 93.40    | 77.25    | 60.72   | 44.68   | 28.92   | 14.11   | 2:30.63  |        |
|        |         | Speed (m/s)                  | 14.08   | 13.70    | 13.34    | 13.47    | 12.38    | 12.10    | 12.47   | 12.69   | 13.50   | 14.17   | 13.15    |        |
|        |         | Stride length (m)            | 6.00    | 6.19     | 6.16     | 6.26     | 5.83     | 5.73     | 5.89    | 5.93    | 6.14    | 6.43    | 6.05     |        |
|        |         | Stride duration (s)          | 0.420   | 0.452    | 0.462    | 0.465    | 0.471    | 0.473    | 0.472   | 0.468   | 0.455   | 0.454   | 0.460    |        |
|        |         | Stride efficiency (%)        | 56.17   | 59.96    | 59.33    | 61.31    | 53.16    | 51.28    | 54.17   | 55.04   | 59.01   | 64.63   | 57.22    |        |
|        |         | Stride count                 | 30.02   | 32.29    | 32.46    | 31.93    | 34.29    | 34.91    | 33.97   | 33.70   | 32.55   | 31.10   | 327.22   |        |

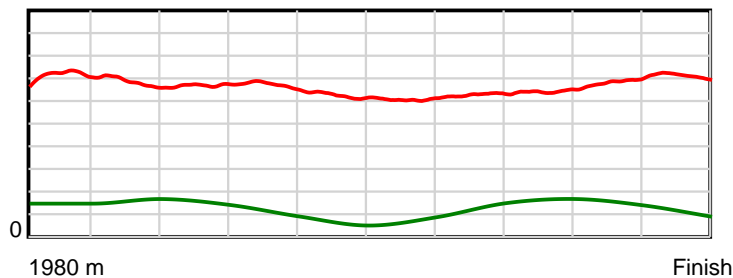
10 m Stride length



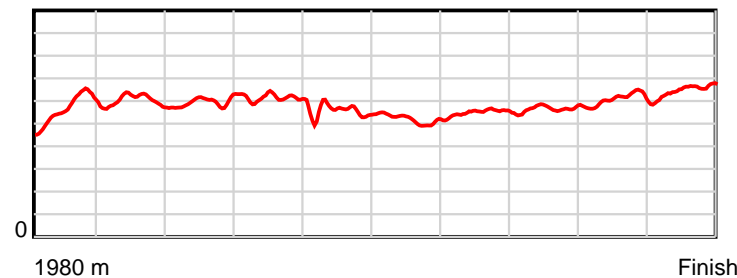
0.6 s Stride duration



20 m/sec Speed



100 % Stride efficiency



Note: Horizontal distance axis grid lines are 200m furlongs.

## Disclaimer.

HRNZ and NZMTC and Thoroughbred Ratings Pty Ltd accepts no responsibility for the completeness or accuracy of any of the information contained herein, and makes no representations about its suitability for any particular purpose. Users should make their own judgements about those matters and/or seek independent advice. You assume all risks associated with use of the data provided on this page.

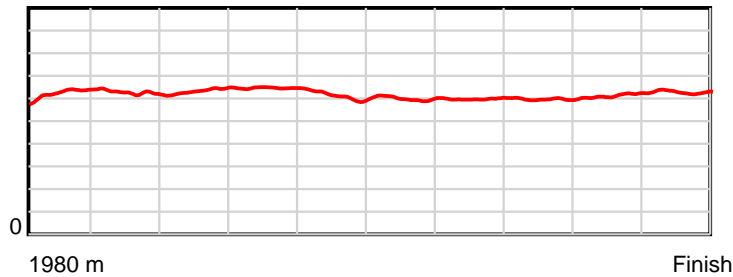


# Race Results

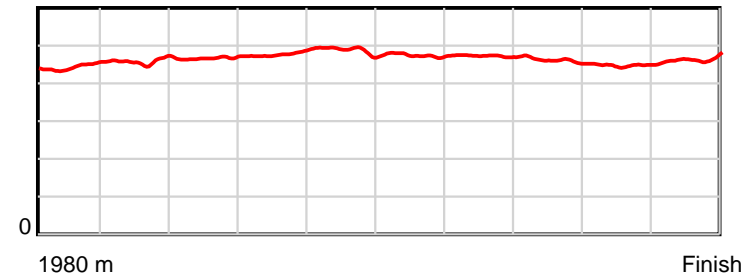
June 23, 2024, Race 7, , Distance 1980m, Addington - Survey 1980m

| Result | TAB no. | Horse (Barrier)              | 1980 to | 1800m to | 1600m to | 1400m to | 1200m to | 1000m to | 800m to | 600m to | 400m to | 200m to | Total or | Margin |
|--------|---------|------------------------------|---------|----------|----------|----------|----------|----------|---------|---------|---------|---------|----------|--------|
| 9th    | 1       | Emily (1)                    | 1800m   | 1600m    | 1400m    | 1200m    | 1000m    | 800m     | 600m    | 400m    | 200m    | WP      | Average  |        |
|        |         | Position in running (margin) | -       | 4(2.6)   | 4(3.4)   | 4(3.9)   | 4(6.0)   | 4(5.5)   | 3(2.1)  | 2(1.0)  | 2(0.5)  | 4(1.2)  |          | 5.50   |
|        |         | Sectional time (s)           | 13.24   | 14.74    | 14.83    | 14.85    | 16.06    | 16.01    | 15.89   | 15.72   | 14.80   | 14.90   |          |        |
|        |         | Cumulative time (s)          | 151.04  | 137.80   | 123.06   | 108.23   | 93.38    | 77.32    | 61.31   | 45.42   | 29.70   | 14.90   | 2:31.04  |        |
|        |         | Speed (m/s)                  | 13.60   | 13.57    | 13.49    | 13.47    | 12.45    | 12.49    | 12.59   | 12.72   | 13.51   | 13.42   | 13.11    |        |
|        |         | Stride length (m)            | 6.17    | 6.23     | 6.29     | 6.42     | 6.07     | 5.92     | 5.94    | 5.87    | 6.05    | 6.25    | 6.12     |        |
|        |         | Stride duration (s)          | 0.444   | 0.459    | 0.467    | 0.477    | 0.488    | 0.474    | 0.472   | 0.461   | 0.447   | 0.465   | 0.467    |        |
|        |         | Stride efficiency (%)        | 59.55   | 60.67    | 61.85    | 64.49    | 57.62    | 54.82    | 55.17   | 53.80   | 57.12   | 60.95   | 58.46    |        |
|        |         | Stride count                 | 29.16   | 32.10    | 31.79    | 31.13    | 32.93    | 33.77    | 33.66   | 34.09   | 33.08   | 32.02   | 323.73   |        |

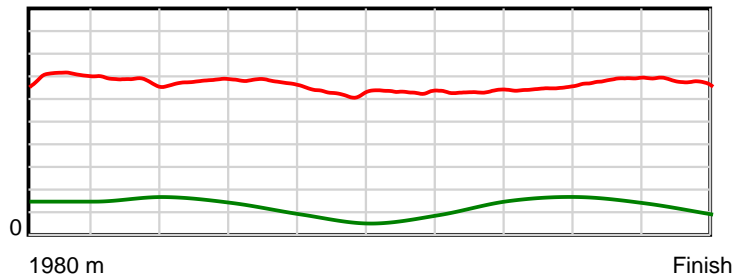
10 m Stride length



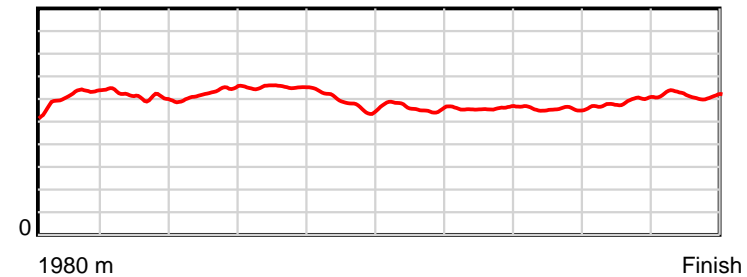
0.6 s Stride duration



20 m/sec Speed



100 % Stride efficiency



Note: Horizontal distance axis grid lines are 200m furlongs.

## Disclaimer.

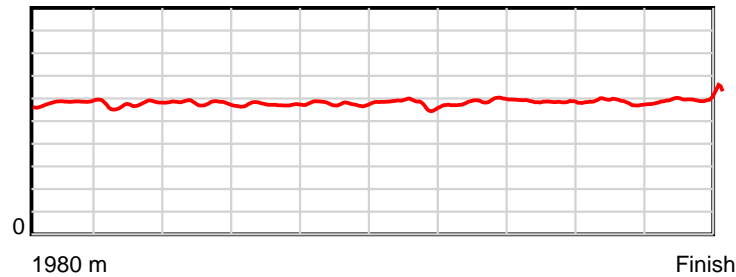
HRNZ and NZMTC and Thoroughbred Ratings Pty Ltd accepts no responsibility for the completeness or accuracy of any of the information contained herein, and makes no representations about its suitability for any particular purpose. Users should make their own judgements about those matters and/or seek independent advice. You assume all risks associated with use of the data provided on this page.

# Race Results

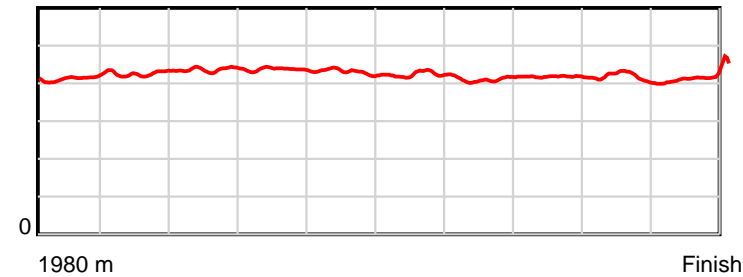
June 23, 2024, Race 8, GOT THE CHOCOLATES 'GROUP 1 WINNER' MOBILE PACE, Distance 1980m, Addington - Survey 1980m

| Result | TAB no. | Horse (Barrier)              | 1980 to | 1800m to | 1600m to | 1400m to | 1200m to | 1000m to | 800m to | 600m to | 400m to | 200m to | Total or | Margin |
|--------|---------|------------------------------|---------|----------|----------|----------|----------|----------|---------|---------|---------|---------|----------|--------|
| 1st    | 14      | Patiro (12)                  | 1800m   | 1600m    | 1400m    | 1200m    | 1000m    | 800m     | 600m    | 400m    | 200m    | WP      | Average  |        |
|        |         | Position in running (margin) | -       | 11(7.9)  | 9(10.8)  | 10(10.8) | 11(11.0) | 12(8.4)  | 10(6.6) | 6(3.9)  | 5(1.9)  | 3(1.9)  |          | 0.00   |
|        |         | Sectional time (s)           | 13.41   | 15.10    | 15.44    | 15.24    | 15.38    | 15.04    | 13.91   | 14.56   | 14.69   | 14.03   |          |        |
|        |         | Cumulative time (s)          | 146.80  | 133.39   | 118.29   | 102.85   | 87.61    | 72.23    | 57.19   | 43.28   | 28.72   | 14.03   | 2:26.80  |        |
|        |         | Speed (m/s)                  | 13.42   | 13.25    | 12.95    | 13.12    | 13.00    | 13.30    | 14.38   | 13.74   | 13.61   | 14.26   | 13.49    |        |
|        |         | Stride length (m)            | 5.78    | 5.65     | 5.66     | 5.73     | 5.60     | 5.64     | 5.89    | 5.73    | 5.65    | 5.96    | 5.73     |        |
|        |         | Stride duration (s)          | 0.413   | 0.426    | 0.437    | 0.437    | 0.430    | 0.424    | 0.410   | 0.417   | 0.415   | 0.418   | 0.425    |        |
|        |         | Stride efficiency (%)        | 52.22   | 49.80    | 50.04    | 51.32    | 48.98    | 49.73    | 54.27   | 51.23   | 49.93   | 55.59   | 51.24    |        |
|        |         | Stride count                 | 31.14   | 35.43    | 35.34    | 34.90    | 35.72    | 35.45    | 33.94   | 34.93   | 35.38   | 33.53   | 345.76   |        |

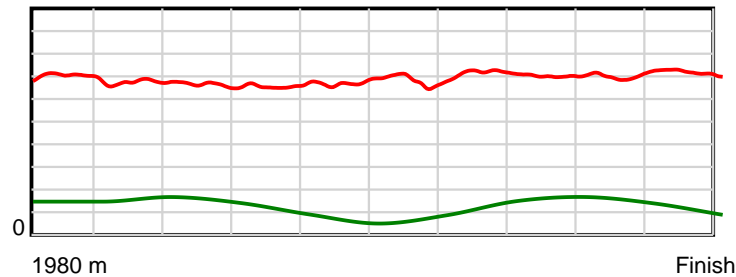
10 m Stride length



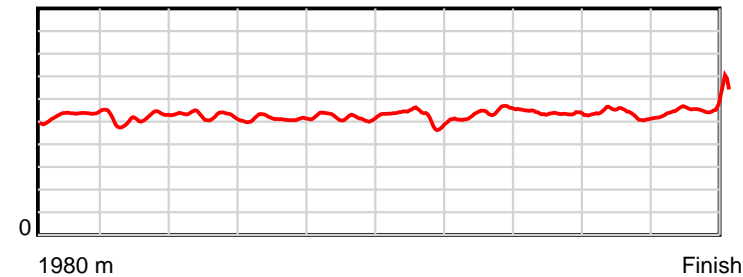
0.6 s Stride duration



20 m/sec Speed



100 % Stride efficiency



Note: Horizontal distance axis grid lines are 200m furlongs.

### Disclaimer.

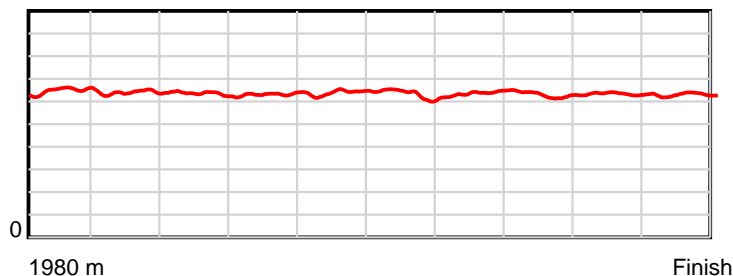
HRNZ and NZMTC and Thoroughbred Ratings Pty Ltd accepts no responsibility for the completeness or accuracy of any of the information contained herein, and makes no representations about its suitability for any particular purpose. Users should make their own judgements about those matters and/or seek independent advice. You assume all risks associated with use of the data provided on this page.

# Race Results

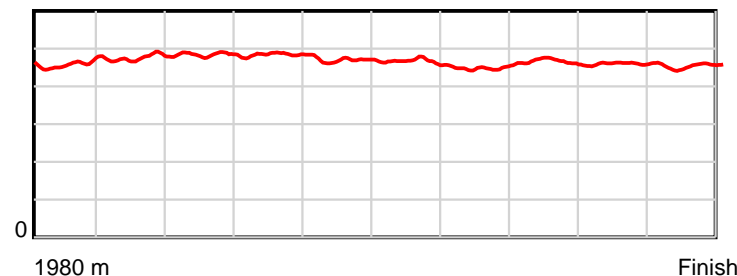
June 23, 2024, Race 8, GOT THE CHOCOLATES 'GROUP 1 WINNER' MOBILE PACE, Distance 1980m, Addington - Survey 1980m

| Result | TAB no. | Horse (Barrier)              | 1980 to | 1800m to | 1600m to | 1400m to | 1200m to | 1000m to | 800m to | 600m to | 400m to | 200m to | Total or | Margin |
|--------|---------|------------------------------|---------|----------|----------|----------|----------|----------|---------|---------|---------|---------|----------|--------|
| 2nd    | 15      | Wuhan (13)                   | 1800m   | 1600m    | 1400m    | 1200m    | 1000m    | 800m     | 600m    | 400m    | 200m    | WP      | Average  |        |
|        |         | Position in running (margin) | -       | 9(6.3)   | 8(9.2)   | 8(9.0)   | 10(9.2)  | 4(4.1)   | 4(2.2)  | 1(0.0)  | 2(0.1)  | 1(0.0)  |          | 0.50   |
|        |         | Sectional time (s)           | 13.20   | 15.11    | 15.40    | 15.24    | 14.95    | 15.03    | 13.98   | 14.91   | 14.68   | 14.31   |          |        |
|        |         | Cumulative time (s)          | 146.81  | 133.61   | 118.50   | 103.10   | 87.86    | 72.91    | 57.88   | 43.90   | 28.99   | 14.31   | 2:26.81  |        |
|        |         | Speed (m/s)                  | 13.64   | 13.24    | 12.99    | 13.12    | 13.38    | 13.31    | 14.31   | 13.41   | 13.62   | 13.98   | 13.49    |        |
|        |         | Stride length (m)            | 6.50    | 6.29     | 6.28     | 6.35     | 6.28     | 6.19     | 6.43    | 6.23    | 6.28    | 6.34    | 6.31     |        |
|        |         | Stride duration (s)          | 0.458   | 0.475    | 0.484    | 0.484    | 0.469    | 0.465    | 0.449   | 0.465   | 0.461   | 0.454   | 0.468    |        |
|        |         | Stride efficiency (%)        | 66.04   | 61.91    | 61.70    | 62.97    | 61.57    | 59.88    | 64.55   | 60.70   | 61.54   | 62.75   | 62.29    |        |
|        |         | Stride count                 | 27.69   | 31.77    | 31.83    | 31.51    | 31.86    | 32.31    | 31.12   | 32.09   | 31.87   | 31.56   | 313.61   |        |

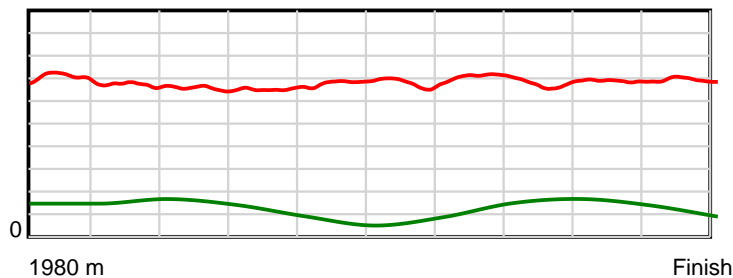
10 m Stride length



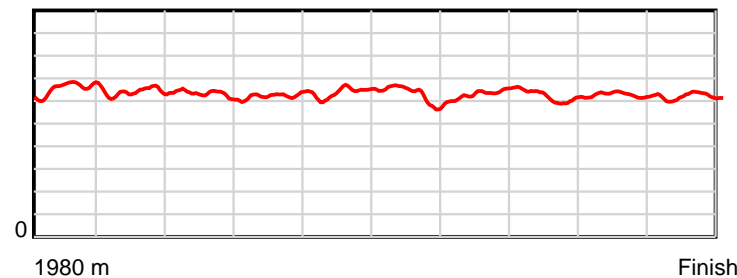
0.6 s Stride duration



20 m/sec Speed



100 % Stride efficiency



Note: Horizontal distance axis grid lines are 200m furlongs.

**Disclaimer.**

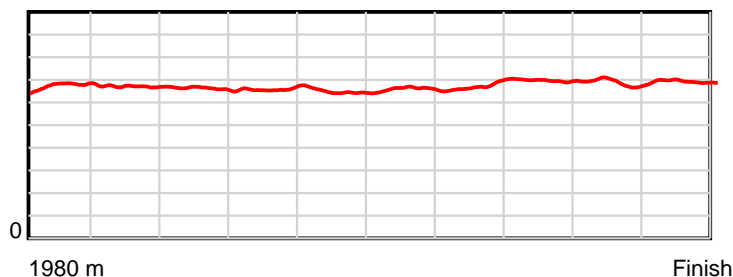
HRNZ and NZMTC and Thoroughbred Ratings Pty Ltd accepts no responsibility for the completeness or accuracy of any of the information contained herein, and makes no representations about its suitability for any particular purpose. Users should make their own judgements about those matters and/or seek independent advice. You assume all risks associated with use of the data provided on this page.

# Race Results

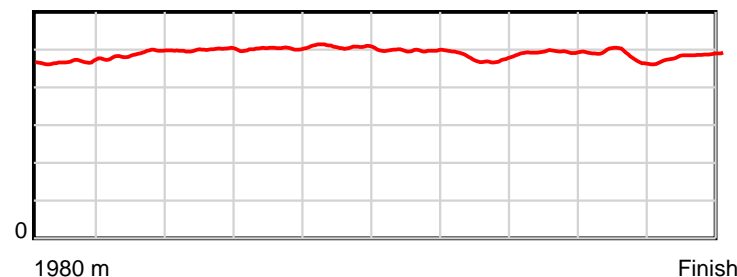
June 23, 2024, Race 8, GOT THE CHOCOLATES 'GROUP 1 WINNER' MOBILE PACE, Distance 1980m, Addington - Survey 1980m

| Result | TAB no. | Horse (Barrier)              | 1980 to      | 1800m to     | 1600m to     | 1400m to     | 1200m to     | 1000m to    | 800m to     | 600m to     | 400m to     | 200m to   | Total or       | Margin |
|--------|---------|------------------------------|--------------|--------------|--------------|--------------|--------------|-------------|-------------|-------------|-------------|-----------|----------------|--------|
| 3rd    | 12      | <b>Farewell Spit (11)</b>    | <b>1800m</b> | <b>1600m</b> | <b>1400m</b> | <b>1200m</b> | <b>1000m</b> | <b>800m</b> | <b>600m</b> | <b>400m</b> | <b>200m</b> | <b>WP</b> | <b>Average</b> |        |
|        |         | Position in running (margin) | -            | 7(5.3)       | 6(6.5)       | 7(6.5)       | 8(6.7)       | 10(7.8)     | 11(7.1)     | 9(5.8)      | 8(3.9)      | 5(2.8)    |                | 0.90   |
|        |         | Sectional time (s)           | 13.02        | 14.82        | 15.44        | 15.25        | 15.98        | 15.24       | 14.13       | 14.57       | 14.52       | 13.99     |                |        |
|        |         | Cumulative time (s)          | 146.96       | 133.94       | 119.12       | 103.68       | 88.43        | 72.45       | 57.21       | 43.08       | 28.51       | 13.99     | 2:26.96        |        |
|        |         | Speed (m/s)                  | 13.83        | 13.50        | 12.95        | 13.11        | 12.52        | 13.12       | 14.15       | 13.73       | 13.77       | 14.30     | 13.47          |        |
|        |         | Stride length (m)            | 6.69         | 6.59         | 6.47         | 6.59         | 6.35         | 6.52        | 6.76        | 6.78        | 6.64        | 6.94      | 6.63           |        |
|        |         | Stride duration (s)          | 0.468        | 0.488        | 0.499        | 0.503        | 0.507        | 0.497       | 0.478       | 0.494       | 0.482       | 0.486     | 0.492          |        |
|        |         | Stride efficiency (%)        | 69.85        | 67.82        | 65.40        | 67.96        | 63.05        | 66.51       | 71.42       | 71.75       | 68.95       | 75.37     | 68.67          |        |
|        |         | Stride count                 | 26.92        | 30.36        | 30.92        | 30.33        | 31.49        | 30.66       | 29.58       | 29.51       | 30.11       | 28.80     | 298.68         |        |

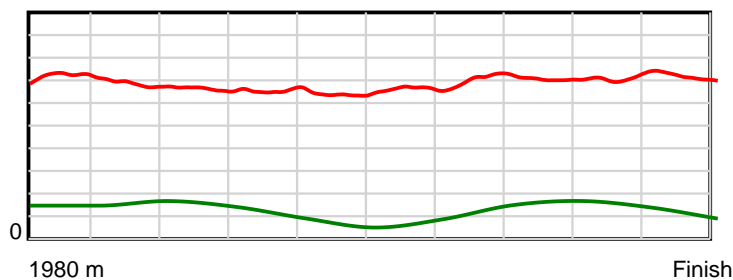
10 m Stride length



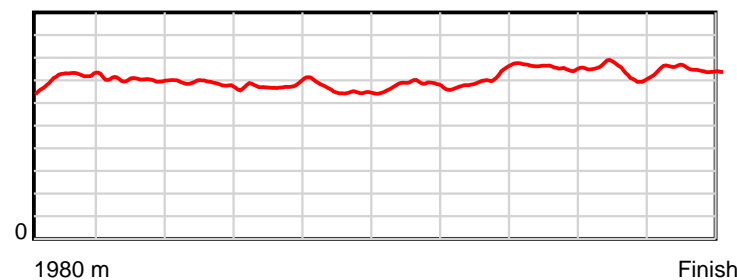
0.6 s Stride duration



20 m/sec Speed



100 % Stride efficiency



Note: Horizontal distance axis grid lines are 200m furlongs.

## Disclaimer.

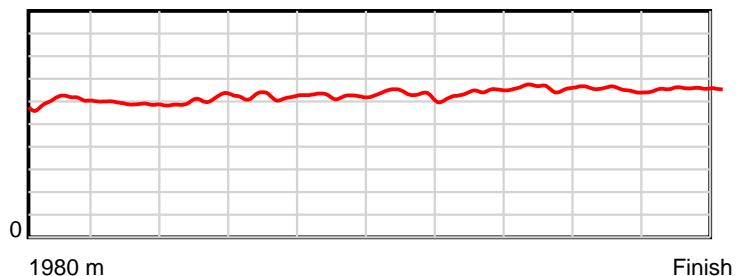
HRNZ and NZMTC and Thoroughbred Ratings Pty Ltd accepts no responsibility for the completeness or accuracy of any of the information contained herein, and makes no representations about its suitability for any particular purpose. Users should make their own judgements about those matters and/or seek independent advice. You assume all risks associated with use of the data provided on this page.

# Race Results

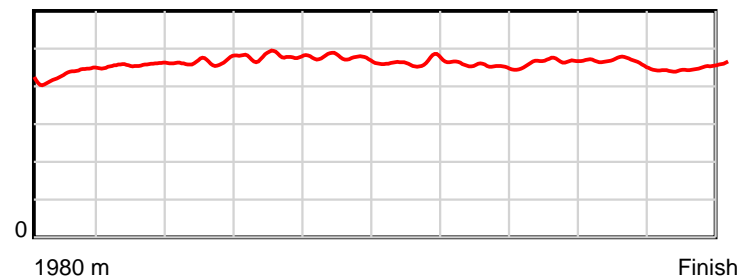
June 23, 2024, Race 8, GOT THE CHOCOLATES 'GROUP 1 WINNER' MOBILE PACE, Distance 1980m, Addington - Survey 1980m

| Result | TAB no. | Horse (Barrier)              | 1980 to | 1800m to | 1600m to | 1400m to | 1200m to | 1000m to | 800m to  | 600m to | 400m to | 200m to | Total or | Margin |
|--------|---------|------------------------------|---------|----------|----------|----------|----------|----------|----------|---------|---------|---------|----------|--------|
| 4th    | 6       | My Skatjie (6)               | 1800m   | 1600m    | 1400m    | 1200m    | 1000m    | 800m     | 600m     | 400m    | 200m    | WP      | Average  |        |
|        |         | Position in running (margin) | -       | 8(5.7)   | 12(13.5) | 13(14.3) | 14(15.1) | 14(13.0) | 14(11.0) | 14(8.6) | 11(6.6) | 10(5.9) |          | 1.60   |
|        |         | Sectional time (s)           | 12.97   | 15.93    | 15.57    | 15.34    | 15.46    | 15.01    | 13.94    | 14.56   | 14.59   | 13.72   |          |        |
|        |         | Cumulative time (s)          | 147.09  | 134.12   | 118.19   | 102.62   | 87.28    | 71.82    | 56.81    | 42.87   | 28.31   | 13.72   | 2:27.09  |        |
|        |         | Speed (m/s)                  | 13.88   | 12.55    | 12.85    | 13.04    | 12.94    | 13.32    | 14.35    | 13.74   | 13.71   | 14.58   | 13.46    |        |
|        |         | Stride length (m)            | 6.03    | 5.74     | 6.00     | 6.26     | 6.14     | 6.19     | 6.51     | 6.42    | 6.33    | 6.57    | 6.21     |        |
|        |         | Stride duration (s)          | 0.433   | 0.457    | 0.467    | 0.480    | 0.475    | 0.465    | 0.454    | 0.468   | 0.461   | 0.451   | 0.461    |        |
|        |         | Stride efficiency (%)        | 56.82   | 51.47    | 56.22    | 61.15    | 58.92    | 59.97    | 66.25    | 64.47   | 62.55   | 67.43   | 60.29    |        |
|        |         | Stride count                 | 29.85   | 34.85    | 33.34    | 31.97    | 32.57    | 32.28    | 30.72    | 31.14   | 31.61   | 30.45   | 318.78   |        |

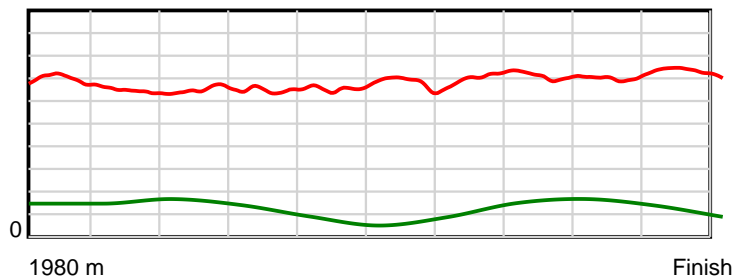
10 m Stride length



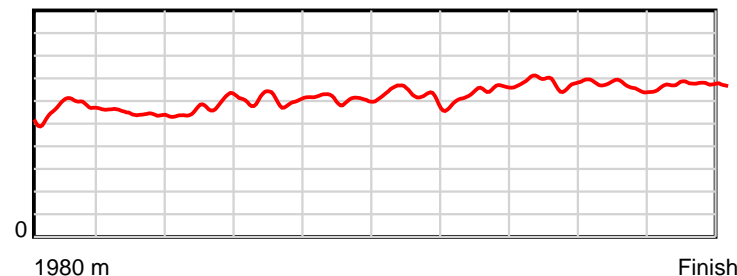
0.6 s Stride duration



20 m/sec Speed



100 % Stride efficiency



Note: Horizontal distance axis grid lines are 200m furlongs.

**Disclaimer.**

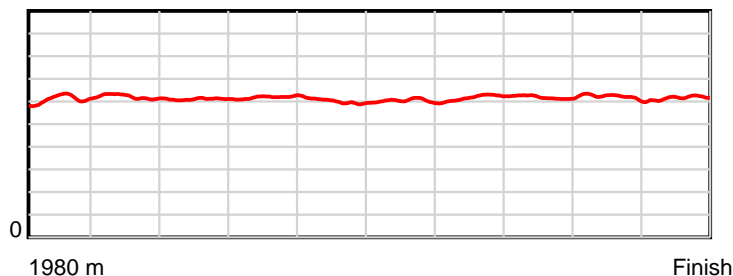
HRNZ and NZMTC and Thoroughbred Ratings Pty Ltd accepts no responsibility for the completeness or accuracy of any of the information contained herein, and makes no representations about its suitability for any particular purpose. Users should make their own judgements about those matters and/or seek independent advice. You assume all risks associated with use of the data provided on this page.

# Race Results

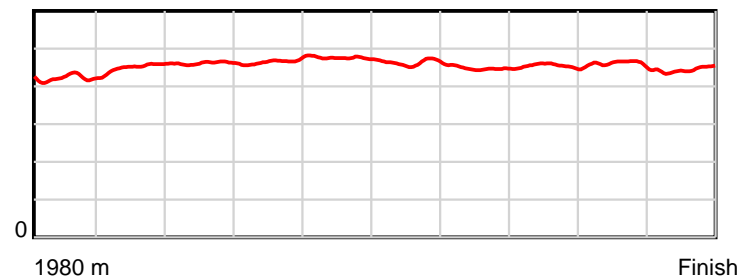
June 23, 2024, Race 8, GOT THE CHOCOLATES 'GROUP 1 WINNER' MOBILE PACE, Distance 1980m, Addington - Survey 1980m

| Result | TAB no. | Horse (Barrier)              | 1980 to | 1800m to | 1600m to | 1400m to | 1200m to | 1000m to | 800m to | 600m to | 400m to | 200m to | Total or | Margin |
|--------|---------|------------------------------|---------|----------|----------|----------|----------|----------|---------|---------|---------|---------|----------|--------|
| 5th    | 2       | Partners In Wi... (2)        | 1800m   | 1600m    | 1400m    | 1200m    | 1000m    | 800m     | 600m    | 400m    | 200m    | WP      | Average  |        |
|        |         | Position in running (margin) | -       | 4(2.9)   | 2(3.5)   | 2(2.5)   | 3(1.7)   | 2(2.1)   | 3(1.7)  | 5(2.6)  | 4(1.4)  | 7(3.3)  |          | 3.10   |
|        |         | Sectional time (s)           | 12.59   | 14.72    | 15.27    | 15.08    | 15.86    | 15.28    | 14.49   | 14.71   | 15.00   | 14.38   |          |        |
|        |         | Cumulative time (s)          | 147.38  | 134.79   | 120.07   | 104.80   | 89.72    | 73.86    | 58.58   | 44.09   | 29.38   | 14.38   | 2:27.38  |        |
|        |         | Speed (m/s)                  | 14.30   | 13.59    | 13.10    | 13.26    | 12.61    | 13.09    | 13.80   | 13.60   | 13.33   | 13.91   | 13.43    |        |
|        |         | Stride length (m)            | 6.08    | 6.13     | 6.04     | 6.18     | 5.99     | 6.05     | 6.18    | 6.18    | 6.13    | 6.19    | 6.12     |        |
|        |         | Stride duration (s)          | 0.422   | 0.452    | 0.461    | 0.466    | 0.475    | 0.463    | 0.448   | 0.454   | 0.460   | 0.445   | 0.455    |        |
|        |         | Stride efficiency (%)        | 57.77   | 58.78    | 57.06    | 59.65    | 56.12    | 57.27    | 59.63   | 59.59   | 58.75   | 59.93   | 58.44    |        |
|        |         | Stride count                 | 29.60   | 32.61    | 33.10    | 32.37    | 33.37    | 33.04    | 32.38   | 32.39   | 32.62   | 32.29   | 323.77   |        |

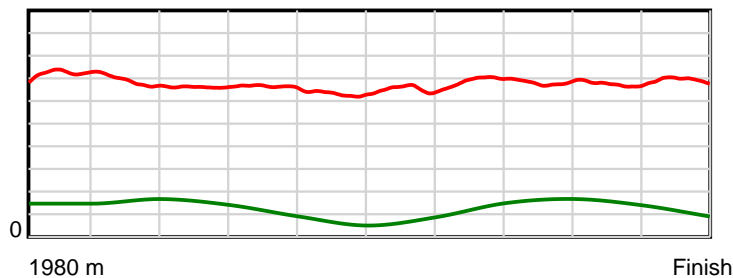
10 m Stride length



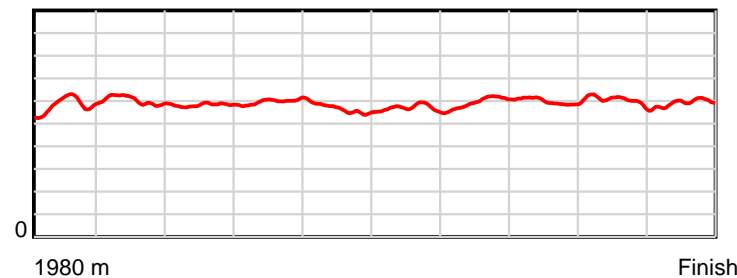
0.6 s Stride duration



20 m/sec Speed



100 % Stride efficiency



Note: Horizontal distance axis grid lines are 200m furlongs.

**Disclaimer.**

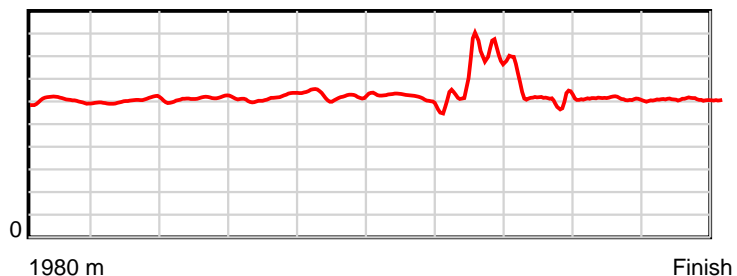
HRNZ and NZMTC and Thoroughbred Ratings Pty Ltd accepts no responsibility for the completeness or accuracy of any of the information contained herein, and makes no representations about its suitability for any particular purpose. Users should make their own judgements about those matters and/or seek independent advice. You assume all risks associated with use of the data provided on this page.

# Race Results

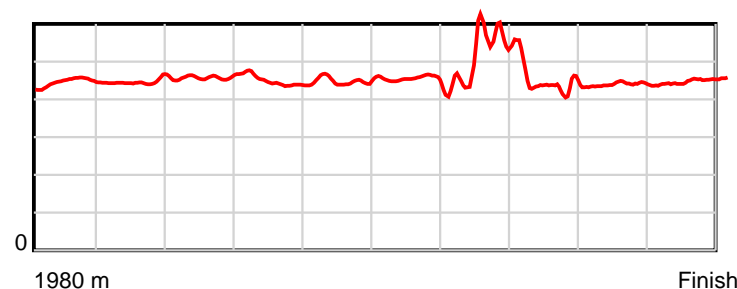
June 23, 2024, Race 8, GOT THE CHOCOLATES 'GROUP 1 WINNER' MOBILE PACE, Distance 1980m, Addington - Survey 1980m

| Result | TAB no. | Horse (Barrier)              | 1980 to      | 1800m to     | 1600m to     | 1400m to     | 1200m to     | 1000m to    | 800m to     | 600m to     | 400m to     | 200m to   | Total or       | Margin |
|--------|---------|------------------------------|--------------|--------------|--------------|--------------|--------------|-------------|-------------|-------------|-------------|-----------|----------------|--------|
| 6th    | 10      | <b>My Ten Guitars (9)</b>    | <b>1800m</b> | <b>1600m</b> | <b>1400m</b> | <b>1200m</b> | <b>1000m</b> | <b>800m</b> | <b>600m</b> | <b>400m</b> | <b>200m</b> | <b>WP</b> | <b>Average</b> |        |
|        |         | Position in running (margin) | -            | 14(12.7)     | 14(16.4)     | 14(16.2)     | 12(11.6)     | 8(6.4)      | 7(4.3)      | 4(1.9)      | 1(0.0)      | 2(1.0)    |                | 3.30   |
|        |         | Sectional time (s)           | 14.04        | 15.24        | 15.40        | 14.45        | 14.94        | 15.00       | 13.93       | 14.58       | 14.86       | 14.96     |                |        |
|        |         | Cumulative time (s)          | 147.40       | 133.36       | 118.12       | 102.72       | 88.27        | 73.33       | 58.33       | 44.40       | 29.82       | 14.96     | 2:27.40        |        |
|        |         | Speed (m/s)                  | 12.82        | 13.12        | 12.99        | 13.84        | 13.39        | 13.33       | 14.36       | 13.72       | 13.46       | 13.37     | 13.43          |        |
|        |         | Stride length (m)            | 5.99         | 5.86         | 5.95         | 6.19         | 6.03         | 5.97        | 7.12        | 5.91        | 5.90        | 6.01      | 6.08           |        |
|        |         | Stride duration (s)          | 0.447        | 0.447        | 0.458        | 0.447        | 0.450        | 0.447       | 0.496       | 0.431       | 0.439       | 0.450     | 0.452          |        |
|        |         | Stride efficiency (%)        | 56.16        | 53.73        | 55.34        | 59.81        | 56.78        | 55.62       | 79.11       | 54.49       | 54.45       | 56.43     | 57.67          |        |
|        |         | Stride count                 | 30.03        | 34.11        | 33.61        | 32.33        | 33.18        | 33.52       | 28.11       | 33.87       | 33.88       | 33.28     | 325.92         |        |

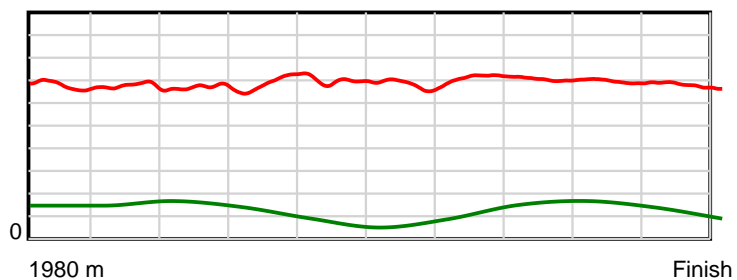
10 m Stride length



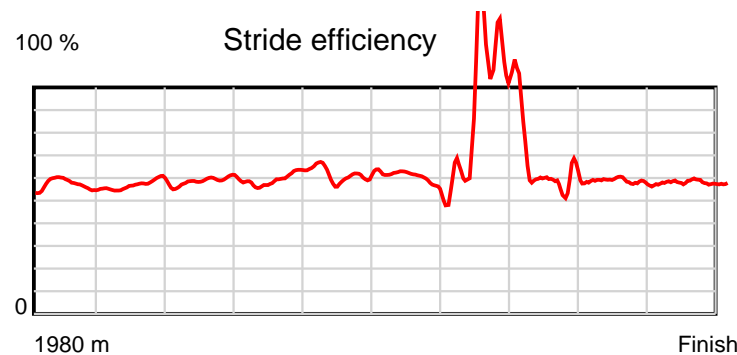
0.6 s Stride duration



20 m/sec Speed



100 % Stride efficiency



Note: Horizontal distance axis grid lines are 200m furlongs.

## Disclaimer.

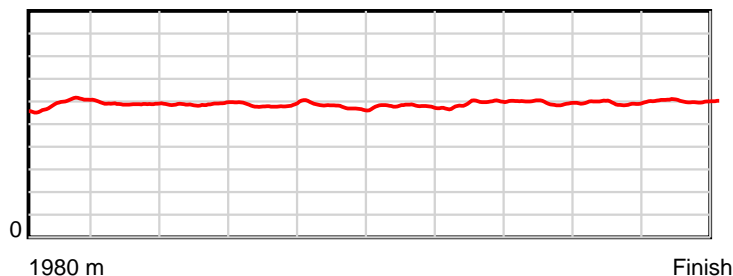
HRNZ and NZMTC and Thoroughbred Ratings Pty Ltd accepts no responsibility for the completeness or accuracy of any of the information contained herein, and makes no representations about its suitability for any particular purpose. Users should make their own judgements about those matters and/or seek independent advice. You assume all risks associated with use of the data provided on this page.

# Race Results

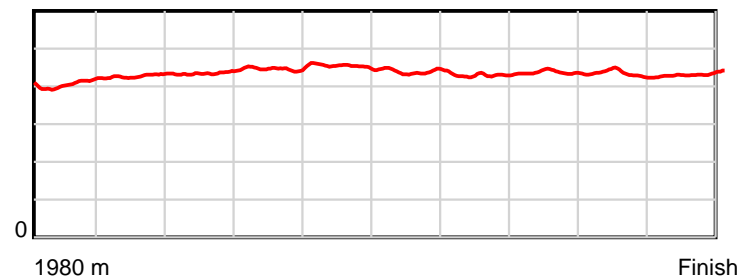
June 23, 2024, Race 8, GOT THE CHOCOLATES 'GROUP 1 WINNER' MOBILE PACE, Distance 1980m, Addington - Survey 1980m

| Result | TAB no. | Horse (Barrier)              | 1980 to | 1800m to | 1600m to | 1400m to | 1200m to | 1000m to | 800m to | 600m to | 400m to | 200m to | Total or | Margin |
|--------|---------|------------------------------|---------|----------|----------|----------|----------|----------|---------|---------|---------|---------|----------|--------|
| 7th    | 4       | Moenui Miss (4)              | 1800m   | 1600m    | 1400m    | 1200m    | 1000m    | 800m     | 600m    | 400m    | 200m    | WP      | Average  |        |
|        |         | Position in running (margin) | -       | 3(2.4)   | 3(4.3)   | 3(3.0)   | 4(3.1)   | 5(4.3)   | 5(3.3)  | 7(4.0)  | 7(3.8)  | 8(4.8)  |          | 4.50   |
|        |         | Sectional time (s)           | 12.41   | 14.93    | 15.23    | 15.23    | 16.00    | 15.19    | 14.46   | 14.87   | 14.86   | 14.45   |          |        |
|        |         | Cumulative time (s)          | 147.63  | 135.22   | 120.29   | 105.06   | 89.83    | 73.83    | 58.64   | 44.18   | 29.31   | 14.45   | 2:27.63  |        |
|        |         | Speed (m/s)                  | 14.51   | 13.40    | 13.13    | 13.13    | 12.50    | 13.17    | 13.83   | 13.45   | 13.46   | 13.84   | 13.41    |        |
|        |         | Stride length (m)            | 5.87    | 5.72     | 5.71     | 5.88     | 5.66     | 5.78     | 5.94    | 5.87    | 5.83    | 5.99    | 5.82     |        |
|        |         | Stride duration (s)          | 0.405   | 0.427    | 0.435    | 0.448    | 0.453    | 0.439    | 0.429   | 0.437   | 0.433   | 0.433   | 0.434    |        |
|        |         | Stride efficiency (%)        | 53.75   | 51.21    | 51.00    | 54.07    | 50.05    | 52.28    | 55.08   | 53.92   | 53.13   | 55.99   | 52.99    |        |
|        |         | Stride count                 | 30.69   | 34.94    | 35.01    | 34.00    | 35.34    | 34.58    | 33.69   | 34.05   | 34.30   | 33.41   | 340.01   |        |

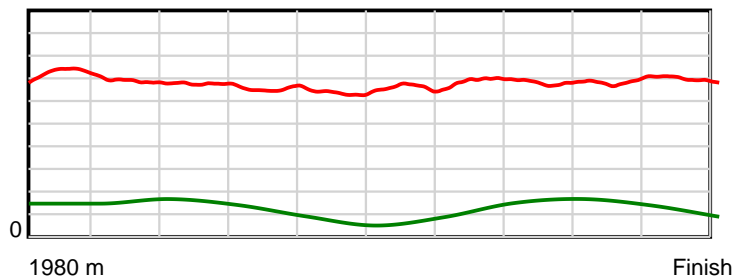
10 m Stride length



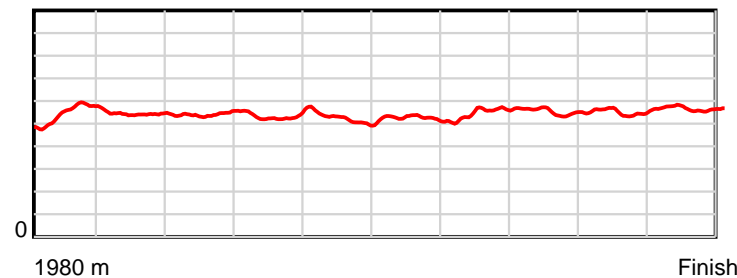
0.6 s Stride duration



20 m/sec Speed



100 % Stride efficiency



Note: Horizontal distance axis grid lines are 200m furlongs.

**Disclaimer.**

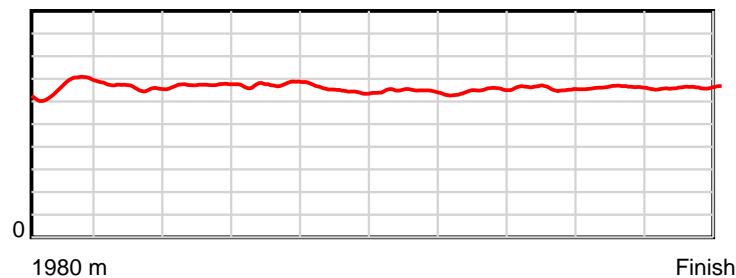
HRNZ and NZMTC and Thoroughbred Ratings Pty Ltd accepts no responsibility for the completeness or accuracy of any of the information contained herein, and makes no representations about its suitability for any particular purpose. Users should make their own judgements about those matters and/or seek independent advice. You assume all risks associated with use of the data provided on this page.

# Race Results

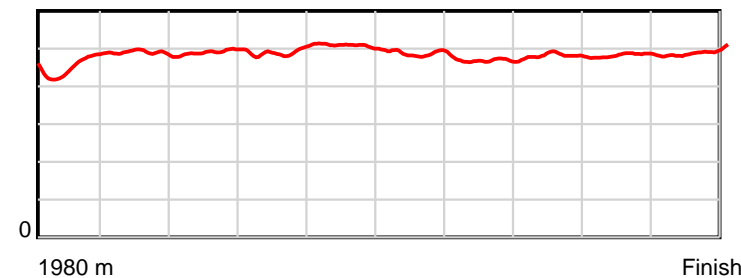
June 23, 2024, Race 8, GOT THE CHOCOLATES 'GROUP 1 WINNER' MOBILE PACE, Distance 1980m, Addington - Survey 1980m

| Result | TAB no. | Horse (Barrier)              | 1980 to | 1800m to | 1600m to | 1400m to | 1200m to | 1000m to | 800m to | 600m to | 400m to | 200m to | Total or | Margin |
|--------|---------|------------------------------|---------|----------|----------|----------|----------|----------|---------|---------|---------|---------|----------|--------|
| 8th    | 5       | Tasi Ahnau (5)               | 1800m   | 1600m    | 1400m    | 1200m    | 1000m    | 800m     | 600m    | 400m    | 200m    | WP      | Average  |        |
|        |         | Position in running (margin) | -       | 2(2.4)   | 7(6.7)   | 4(4.5)   | 2(1.1)   | 3(2.1)   | 2(1.1)  | 3(1.8)  | 6(2.0)  | 6(2.9)  |          | 5.70   |
|        |         | Sectional time (s)           | 12.48   | 15.34    | 15.08    | 14.65    | 15.96    | 15.19    | 14.46   | 14.93   | 14.84   | 14.92   |          |        |
|        |         | Cumulative time (s)          | 147.85  | 135.37   | 120.03   | 104.95   | 90.30    | 74.34    | 59.15   | 44.69   | 29.76   | 14.92   | 2:27.85  |        |
|        |         | Speed (m/s)                  | 14.42   | 13.04    | 13.26    | 13.65    | 12.53    | 13.17    | 13.83   | 13.40   | 13.48   | 13.40   | 13.39    |        |
|        |         | Stride length (m)            | 6.59    | 6.38     | 6.52     | 6.71     | 6.35     | 6.40     | 6.48    | 6.46    | 6.50    | 6.59    | 6.49     |        |
|        |         | Stride duration (s)          | 0.453   | 0.489    | 0.491    | 0.491    | 0.507    | 0.486    | 0.468   | 0.482   | 0.482   | 0.492   | 0.485    |        |
|        |         | Stride efficiency (%)        | 67.76   | 63.69    | 66.42    | 70.30    | 62.99    | 64.06    | 65.54   | 65.15   | 66.09   | 67.86   | 65.92    |        |
|        |         | Stride count                 | 27.33   | 31.33    | 30.68    | 29.82    | 31.50    | 31.24    | 30.88   | 30.97   | 30.75   | 30.35   | 304.85   |        |

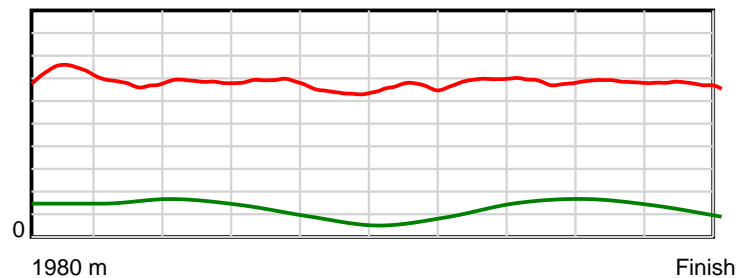
10 m Stride length



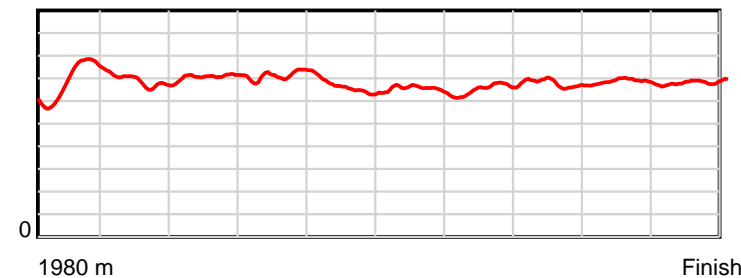
0.6 s Stride duration



20 m/sec Speed



100 % Stride efficiency



Note: Horizontal distance axis grid lines are 200m furlongs.

### Disclaimer.

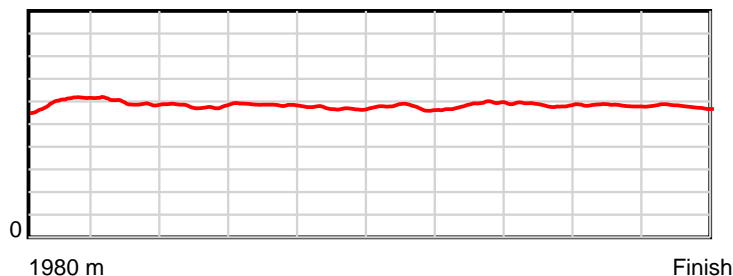
HRNZ and NZMTC and Thoroughbred Ratings Pty Ltd accepts no responsibility for the completeness or accuracy of any of the information contained herein, and makes no representations about its suitability for any particular purpose. Users should make their own judgements about those matters and/or seek independent advice. You assume all risks associated with use of the data provided on this page.

# Race Results

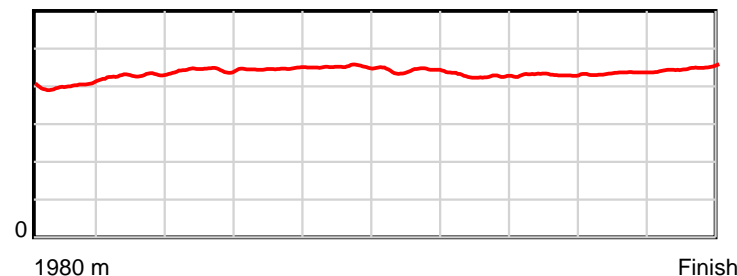
June 23, 2024, Race 8, GOT THE CHOCOLATES 'GROUP 1 WINNER' MOBILE PACE, Distance 1980m, Addington - Survey 1980m

| Result | TAB no. | Horse (Barrier)              | 1980 to | 1800m to | 1600m to | 1400m to | 1200m to | 1000m to | 800m to | 600m to | 400m to | 200m to | Total or | Margin |
|--------|---------|------------------------------|---------|----------|----------|----------|----------|----------|---------|---------|---------|---------|----------|--------|
| 9th    | 1       | Destiny's Drea... (1)        | 1800m   | 1600m    | 1400m    | 1200m    | 1000m    | 800m     | 600m    | 400m    | 200m    | WP      | Average  |        |
|        |         | Position in running (margin) | -       | 1(0.0)   | 1(0.0)   | 1(0.0)   | 1(0.0)   | 1(0.0)   | 1(0.0)  | 2(0.4)  | 3(0.3)  | 4(2.4)  |          | 7.30   |
|        |         | Sectional time (s)           | 11.83   | 14.62    | 15.44    | 15.22    | 15.80    | 15.35    | 14.41   | 14.88   | 15.04   | 15.56   |          |        |
|        |         | Cumulative time (s)          | 148.15  | 136.32   | 121.70   | 106.26   | 91.04    | 75.24    | 59.89   | 45.48   | 30.60   | 15.56   | 2:28.15  |        |
|        |         | Speed (m/s)                  | 15.22   | 13.68    | 12.95    | 13.14    | 12.66    | 13.03    | 13.88   | 13.44   | 13.30   | 12.85   | 13.36    |        |
|        |         | Stride length (m)            | 6.01    | 5.86     | 5.75     | 5.87     | 5.72     | 5.76     | 5.93    | 5.79    | 5.78    | 5.76    | 5.82     |        |
|        |         | Stride duration (s)          | 0.401   | 0.429    | 0.444    | 0.447    | 0.452    | 0.442    | 0.427   | 0.431   | 0.435   | 0.448   | 0.436    |        |
|        |         | Stride efficiency (%)        | 56.40   | 53.69    | 51.65    | 53.85    | 51.14    | 51.84    | 54.94   | 52.44   | 52.23   | 51.86   | 52.94    |        |
|        |         | Stride count                 | 29.96   | 34.12    | 34.79    | 34.07    | 34.96    | 34.72    | 33.73   | 34.52   | 34.59   | 34.72   | 340.18   |        |

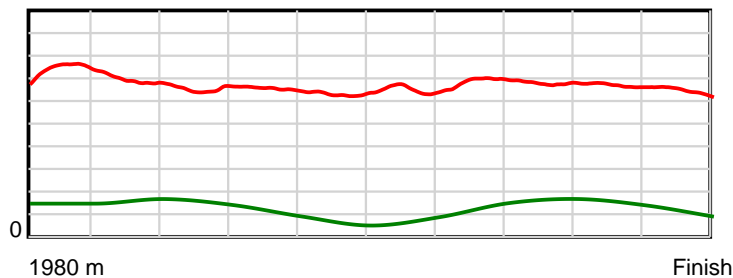
10 m Stride length



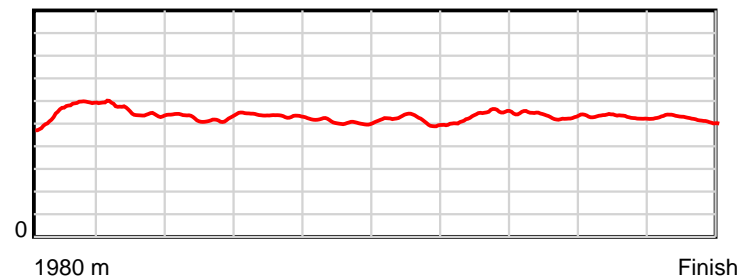
0.6 s Stride duration



20 m/sec Speed



100 % Stride efficiency



Note: Horizontal distance axis grid lines are 200m furlongs.

**Disclaimer.**

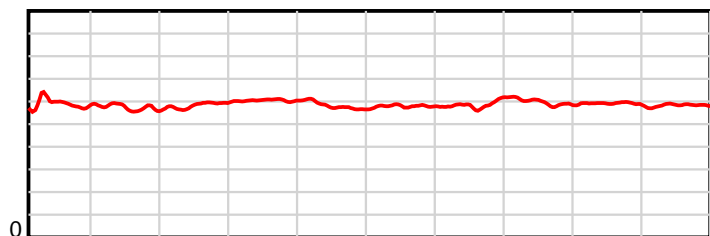
HRNZ and NZMTC and Thoroughbred Ratings Pty Ltd accepts no responsibility for the completeness or accuracy of any of the information contained herein, and makes no representations about its suitability for any particular purpose. Users should make their own judgements about those matters and/or seek independent advice. You assume all risks associated with use of the data provided on this page.

# Race Results

June 23, 2024, Race 8, GOT THE CHOCOLATES 'GROUP 1 WINNER' MOBILE PACE, Distance 1980m, Addington - Survey 1980m

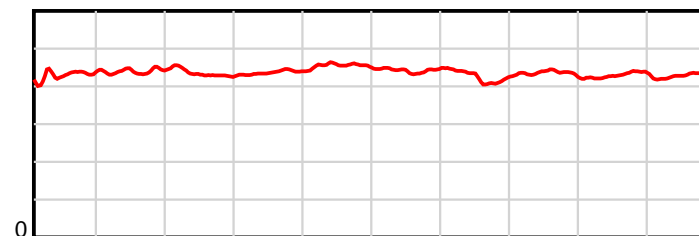
| Result | TAB no. | Horse (Barrier)              | 1980 to | 1800m to | 1600m to | 1400m to | 1200m to | 1000m to | 800m to | 600m to | 400m to | 200m to | Total or | Margin |
|--------|---------|------------------------------|---------|----------|----------|----------|----------|----------|---------|---------|---------|---------|----------|--------|
| 10th   | 7       | Pacific Thunde... (7)        | 1800m   | 1600m    | 1400m    | 1200m    | 1000m    | 800m     | 600m    | 400m    | 200m    | WP      | Average  |        |
|        |         | Position in running (margin) | -       | 10(7.6)  | 13(14.4) | 11(12.6) | 9(8.0)   | 11(8.4)  | 12(7.3) | 12(7.7) | 12(7.1) | 11(7.1) |          | 9.80   |
|        |         | Sectional time (s)           | 13.48   | 15.76    | 15.13    | 14.47    | 15.85    | 15.17    | 14.41   | 14.79   | 14.69   | 14.85   |          |        |
|        |         | Cumulative time (s)          | 148.60  | 135.12   | 119.36   | 104.23   | 89.76    | 73.91    | 58.74   | 44.33   | 29.54   | 14.85   | 2:28.60  |        |
|        |         | Speed (m/s)                  | 13.35   | 12.69    | 13.22    | 13.82    | 12.62    | 13.18    | 13.88   | 13.52   | 13.61   | 13.47   | 13.32    |        |
|        |         | Stride length (m)            | 5.83    | 5.58     | 5.75     | 6.05     | 5.75     | 5.84     | 5.89    | 5.88    | 5.84    | 5.86    | 5.82     |        |
|        |         | Stride duration (s)          | 0.431   | 0.440    | 0.435    | 0.438    | 0.455    | 0.443    | 0.425   | 0.435   | 0.429   | 0.435   | 0.437    |        |
|        |         | Stride efficiency (%)        | 53.12   | 48.63    | 51.58    | 57.19    | 51.61    | 53.27    | 54.30   | 54.04   | 53.30   | 53.75   | 53.02    |        |
|        |         | Stride count                 | 30.87   | 35.85    | 34.81    | 33.06    | 34.80    | 34.25    | 33.93   | 34.01   | 34.24   | 34.10   | 339.92   |        |

10 m Stride length



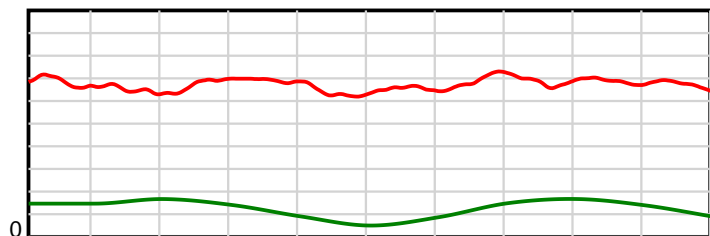
1980 m Finish

0.6 s Stride duration



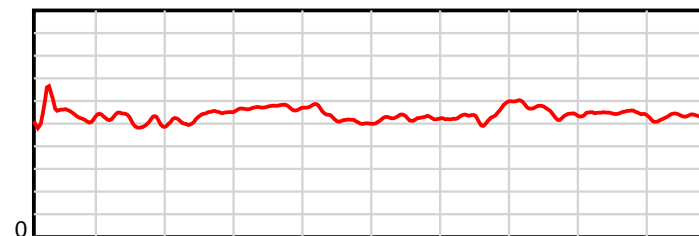
1980 m Finish

20 m/sec Speed



1980 m Finish

100 % Stride efficiency



1980 m Finish

Note: Horizontal distance axis grid lines are 200m furlongs.

## Disclaimer.

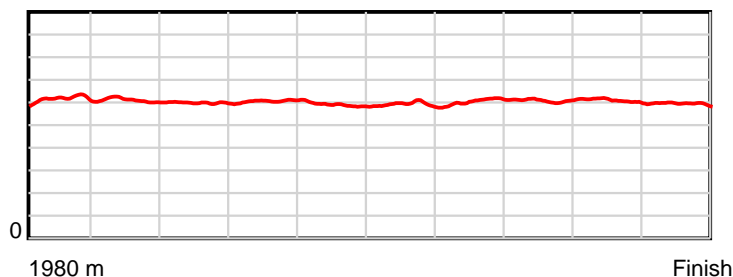
HRNZ and NZMTC and Thoroughbred Ratings Pty Ltd accepts no responsibility for the completeness or accuracy of any of the information contained herein, and makes no representations about its suitability for any particular purpose. Users should make their own judgements about those matters and/or seek independent advice. You assume all risks associated with use of the data provided on this page.

# Race Results

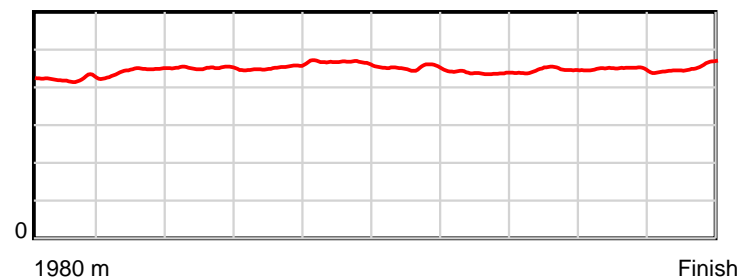
June 23, 2024, Race 8, GOT THE CHOCOLATES 'GROUP 1 WINNER' MOBILE PACE, Distance 1980m, Addington - Survey 1980m

| Result | TAB no. | Horse (Barrier)               | 1980 to      | 1800m to     | 1600m to     | 1400m to     | 1200m to     | 1000m to    | 800m to     | 600m to     | 400m to     | 200m to   | Total or       | Margin |
|--------|---------|-------------------------------|--------------|--------------|--------------|--------------|--------------|-------------|-------------|-------------|-------------|-----------|----------------|--------|
| 11th   | 11      | <b>Freedoms Beaut... (10)</b> | <b>1800m</b> | <b>1600m</b> | <b>1400m</b> | <b>1200m</b> | <b>1000m</b> | <b>800m</b> | <b>600m</b> | <b>400m</b> | <b>200m</b> | <b>WP</b> | <b>Average</b> |        |
|        |         | Position in running (margin)  | -            | 6(5.0)       | 5(5.5)       | 5(4.7)       | 5(3.6)       | 6(4.4)      | 6(3.9)      | 8(5.0)      | 9(4.0)      | 9(5.4)    |                | 9.90   |
|        |         | Sectional time (s)            | 12.87        | 14.71        | 15.30        | 15.04        | 15.93        | 15.27       | 14.52       | 14.73       | 14.93       | 15.32     |                |        |
|        |         | Cumulative time (s)           | 148.62       | 135.75       | 121.04       | 105.74       | 90.70        | 74.77       | 59.50       | 44.98       | 30.25       | 15.32     | 2:28.62        |        |
|        |         | Speed (m/s)                   | 13.99        | 13.60        | 13.07        | 13.30        | 12.55        | 13.10       | 13.77       | 13.58       | 13.40       | 13.05     | 13.32          |        |
|        |         | Stride length (m)             | 6.09         | 6.04         | 5.90         | 6.02         | 5.86         | 5.92        | 6.04        | 6.05        | 6.01        | 5.91      | 5.98           |        |
|        |         | Stride duration (s)           | 0.422        | 0.444        | 0.451        | 0.453        | 0.466        | 0.452       | 0.438       | 0.446       | 0.448       | 0.453     | 0.449          |        |
|        |         | Stride efficiency (%)         | 57.90        | 56.93        | 54.35        | 56.60        | 53.57        | 54.77       | 56.96       | 57.29       | 56.39       | 54.66     | 55.90          |        |
|        |         | Stride count                  | 29.57        | 33.13        | 33.91        | 33.23        | 34.16        | 33.78       | 33.13       | 33.03       | 33.29       | 33.82     | 331.05         |        |

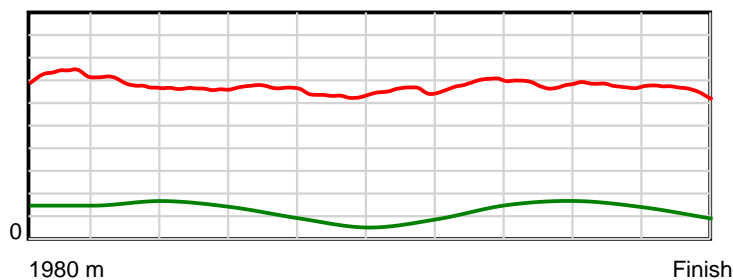
10 m Stride length



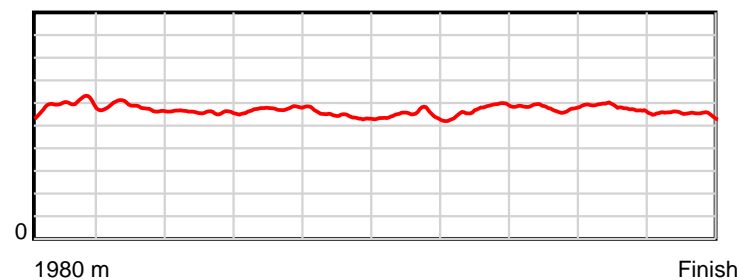
0.6 s Stride duration



20 m/sec Speed



100 % Stride efficiency



Note: Horizontal distance axis grid lines are 200m furlongs.

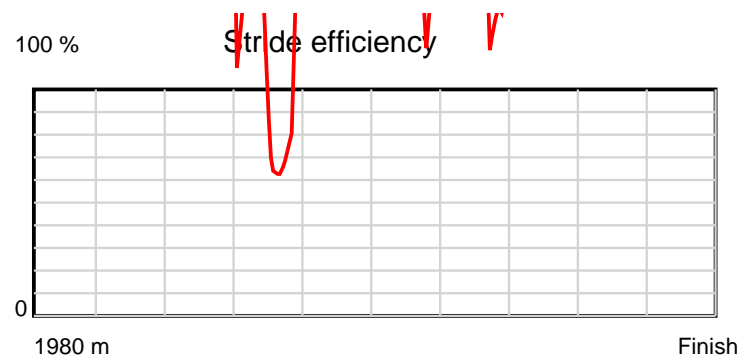
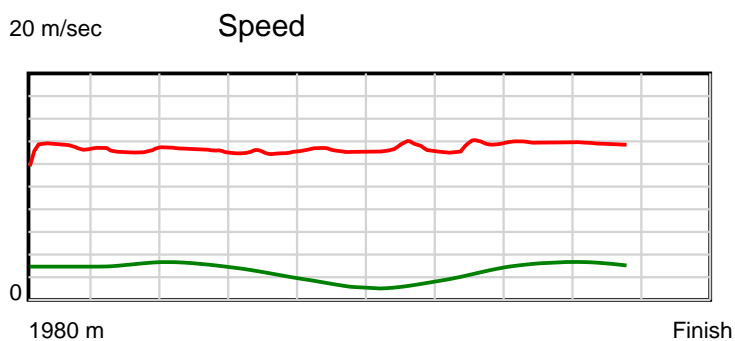
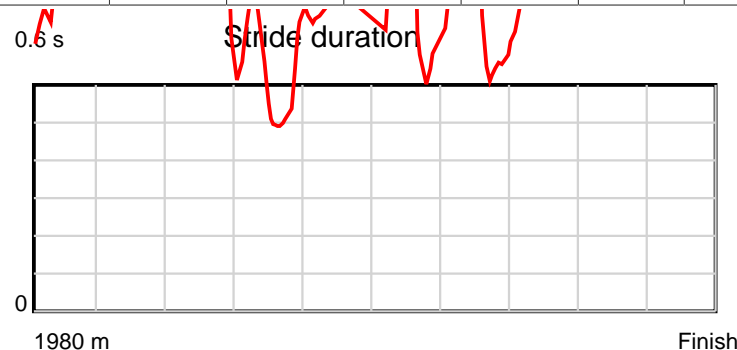
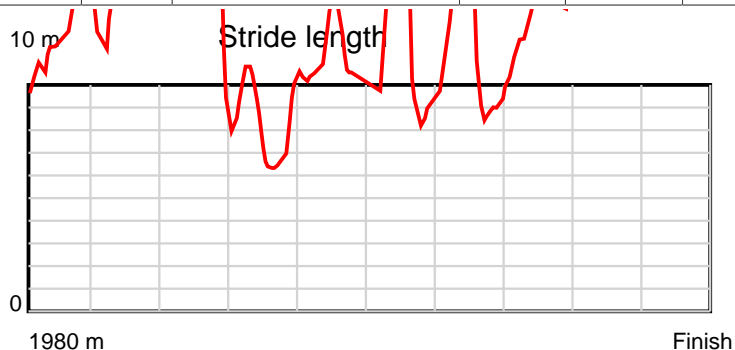
**Disclaimer.**

HRNZ and NZMTC and Thoroughbred Ratings Pty Ltd accepts no responsibility for the completeness or accuracy of any of the information contained herein, and makes no representations about its suitability for any particular purpose. Users should make their own judgements about those matters and/or seek independent advice. You assume all risks associated with use of the data provided on this page.

# Race Results

June 23, 2024, Race 8, GOT THE CHOCOLATES 'GROUP 1 WINNER' MOBILE PACE, Distance 1980m, Addington - Survey 1980m

| Result | TAB no. | Horse (Barrier)              | 1980 to | 1800m to | 1600m to | 1400m to | 1200m to | 1000m to | 800m to | 600m to | 400m to | 200m to | Total or | Margin |
|--------|---------|------------------------------|---------|----------|----------|----------|----------|----------|---------|---------|---------|---------|----------|--------|
| 12th   | 8       | The Golden Ski... (8)        | 1800m   | 1600m    | 1400m    | 1200m    | 1000m    | 800m     | 600m    | 400m    | 200m    | WP      | Average  |        |
|        |         | Position in running (margin) | -       | 12(9.0)  | 11(12.7) | 12(12.8) | 13(13.2) | 13(10.4) | 13(8.7) | 13(8.6) | 13(8.3) | 13(8.7) |          | 10.20  |
|        |         | Sectional time (s)           | 13.59   | 15.24    | 15.45    | 15.28    | 15.32    | 15.07    | 14.33   | 14.85   | 14.75   | 14.80   |          |        |
|        |         | Cumulative time (s)          | 148.68  | 135.09   | 119.85   | 104.40   | 89.12    | 73.80    | 58.73   | 44.40   | 29.55   | 14.80   | 2:28.68  |        |
|        |         | Speed (m/s)                  | 13.25   | 13.12    | 12.94    | 13.09    | 13.05    | 13.27    | 13.96   | 13.47   | 13.56   | 13.51   | 13.32    |        |
|        |         | Stride length (m)            | 10.18   | 13.42    | 9.37     | 7.78     | 8.42     | 9.10     | 10.78   | 10.08   | 22.22   | 44.55   | 11.17    |        |
|        |         | Stride duration (s)          | 0.762   | 1.023    | 0.724    | 0.594    | 0.645    | 0.686    | 0.772   | 0.748   | 1.639   | 3.297   | 0.839    |        |
|        |         | Stride efficiency (%)        | 161.88  | 281.49   | 137.06   | 94.63    | 110.86   | 129.54   | 181.57  | 158.68  | 771.20  | 3101.34 | 194.97   |        |
|        |         | Stride count                 | 17.69   | 14.90    | 21.36    | 25.70    | 23.75    | 21.97    | 18.55   | 19.85   | 9.00    | 4.49    | 177.26   |        |



Note: Horizontal distance axis grid lines are 200m furlongs.

## Disclaimer.

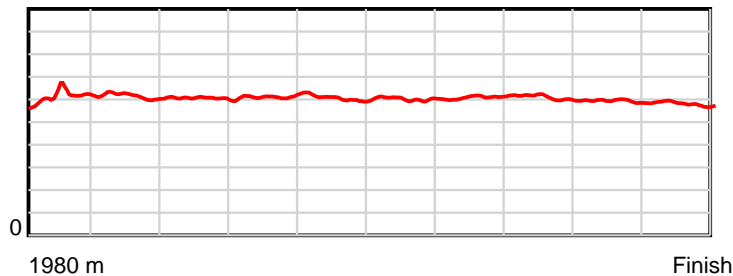
HRNZ and NZMTC and Thoroughbred Ratings Pty Ltd accepts no responsibility for the completeness or accuracy of any of the information contained herein, and makes no representations about its suitability for any particular purpose. Users should make their own judgements about those matters and/or seek independent advice. You assume all risks associated with use of the data provided on this page.

# Race Results

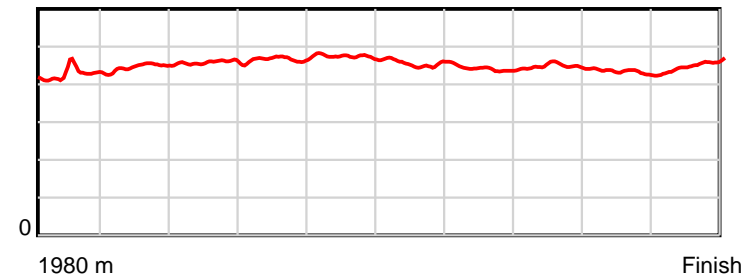
June 23, 2024, Race 8, GOT THE CHOCOLATES 'GROUP 1 WINNER' MOBILE PACE, Distance 1980m, Addington - Survey 1980m

| Result | TAB no. | Horse (Barrier)              | 1980 to | 1800m to | 1600m to | 1400m to | 1200m to | 1000m to | 800m to | 600m to | 400m to | 200m to | Total or | Margin |
|--------|---------|------------------------------|---------|----------|----------|----------|----------|----------|---------|---------|---------|---------|----------|--------|
| 13th   | 3       | Lady Vincent (3)             | 1800m   | 1600m    | 1400m    | 1200m    | 1000m    | 800m     | 600m    | 400m    | 200m    | WP      | Average  |        |
|        |         | Position in running (margin) | -       | 5(3.8)   | 4(4.5)   | 6(4.7)   | 6(4.9)   | 7(6.2)   | 9(5.4)  | 10(5.9) | 10(6.0) | 12(7.4) |          | 13.60  |
|        |         | Sectional time (s)           | 12.63   | 14.74    | 15.48    | 15.25    | 16.00    | 15.23    | 14.42   | 14.91   | 14.92   | 15.73   |          |        |
|        |         | Cumulative time (s)          | 149.31  | 136.68   | 121.94   | 106.46   | 91.21    | 75.21    | 59.98   | 45.56   | 30.65   | 15.73   | 2:29.31  |        |
|        |         | Speed (m/s)                  | 14.25   | 13.57    | 12.92    | 13.11    | 12.50    | 13.13    | 13.87   | 13.41   | 13.40   | 12.71   | 13.26    |        |
|        |         | Stride length (m)            | 6.05    | 6.05     | 5.91     | 6.14     | 5.92     | 5.98     | 6.11    | 6.00    | 5.80    | 5.75    | 5.97     |        |
|        |         | Stride duration (s)          | 0.425   | 0.446    | 0.457    | 0.468    | 0.474    | 0.455    | 0.441   | 0.448   | 0.433   | 0.452   | 0.450    |        |
|        |         | Stride efficiency (%)        | 57.15   | 57.26    | 54.59    | 58.86    | 54.73    | 55.83    | 58.36   | 56.34   | 52.51   | 51.71   | 55.65    |        |
|        |         | Stride count                 | 29.76   | 33.04    | 33.84    | 32.59    | 33.79    | 33.46    | 32.73   | 33.31   | 34.50   | 34.77   | 331.79   |        |

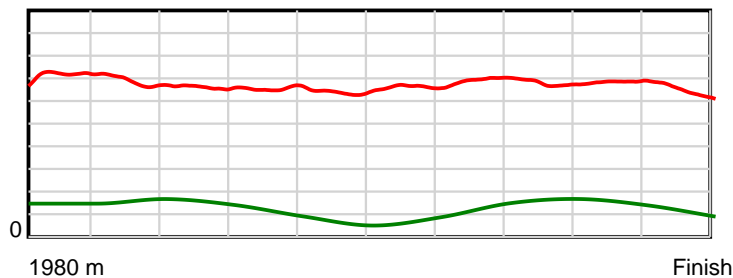
10 m Stride length



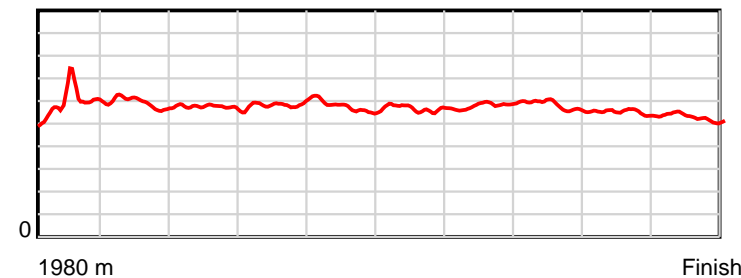
0.6 s Stride duration



20 m/sec Speed



100 % Stride efficiency



Note: Horizontal distance axis grid lines are 200m furlongs.

## Disclaimer.

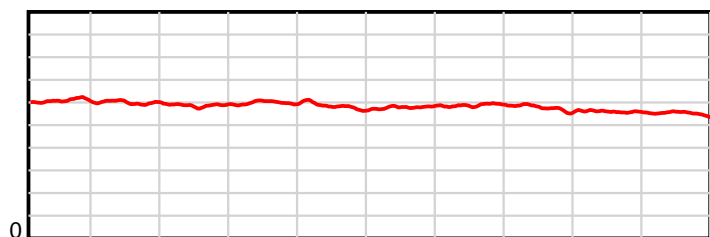
HRNZ and NZMTC and Thoroughbred Ratings Pty Ltd accepts no responsibility for the completeness or accuracy of any of the information contained herein, and makes no representations about its suitability for any particular purpose. Users should make their own judgements about those matters and/or seek independent advice. You assume all risks associated with use of the data provided on this page.

# Race Results

June 23, 2024, Race 8, GOT THE CHOCOLATES 'GROUP 1 WINNER' MOBILE PACE, Distance 1980m, Addington - Survey 1980m

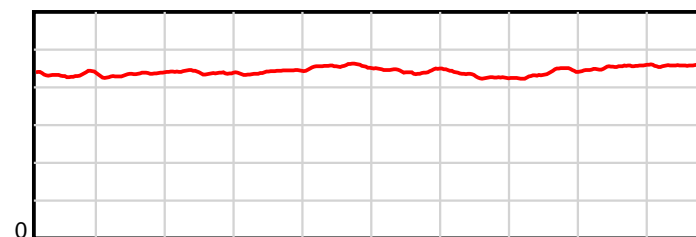
| Result | TAB no. | Horse (Barrier)              | 1980 to | 1800m to | 1600m to | 1400m to | 1200m to | 1000m to | 800m to | 600m to | 400m to  | 200m to  | Total or | Margin |
|--------|---------|------------------------------|---------|----------|----------|----------|----------|----------|---------|---------|----------|----------|----------|--------|
| 14th   | 16      | Dance Monkey (14)            | 1800m   | 1600m    | 1400m    | 1200m    | 1000m    | 800m     | 600m    | 400m    | 200m     | WP       | Average  |        |
|        |         | Position in running (margin) | -       | 13(9.9)  | 10(11.2) | 9(9.6)   | 7(6.6)   | 9(7.2)   | 8(5.2)  | 11(7.2) | 14(11.4) | 14(23.9) |          | 33.80  |
|        |         | Sectional time (s)           | 13.68   | 14.83    | 15.18    | 14.71    | 15.90    | 15.02    | 14.67   | 15.60   | 16.77    | 16.69    |          |        |
|        |         | Cumulative time (s)          | 153.05  | 139.37   | 124.54   | 109.36   | 94.65    | 78.75    | 63.73   | 49.06   | 33.46    | 16.69    | 2:33.05  |        |
|        |         | Speed (m/s)                  | 13.16   | 13.49    | 13.18    | 13.60    | 12.58    | 13.32    | 13.63   | 12.82   | 11.93    | 11.98    | 12.94    |        |
|        |         | Stride length (m)            | 5.98    | 5.86     | 5.79     | 6.00     | 5.74     | 5.90     | 5.86    | 5.63    | 5.42     | 5.53     | 5.76     |        |
|        |         | Stride duration (s)          | 0.434   | 0.434    | 0.439    | 0.441    | 0.456    | 0.443    | 0.430   | 0.439   | 0.454    | 0.461    | 0.445    |        |
|        |         | Stride efficiency (%)        | 55.80   | 53.62    | 52.34    | 56.28    | 51.47    | 54.43    | 53.70   | 49.44   | 45.89    | 47.78    | 51.88    |        |
|        |         | Stride count                 | 30.12   | 34.14    | 34.56    | 33.33    | 34.85    | 33.89    | 34.12   | 35.56   | 36.91    | 36.17    | 343.65   |        |

10 m Stride length



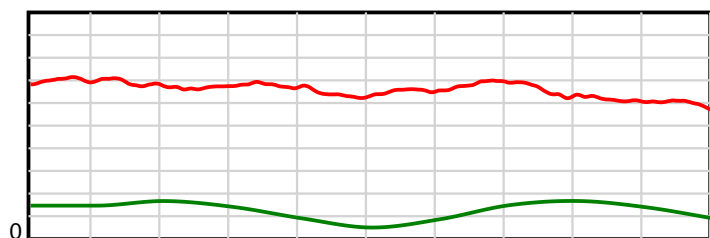
1980 m Finish

0.6 s Stride duration



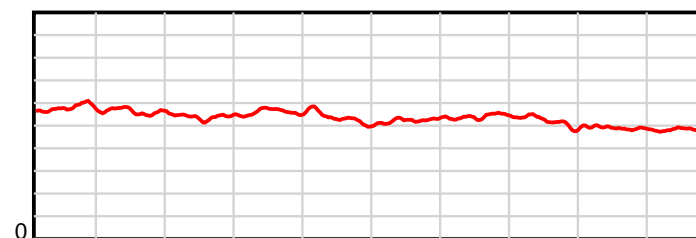
1980 m Finish

20 m/sec Speed



1980 m Finish

100 % Stride efficiency



1980 m Finish

Note: Horizontal distance axis grid lines are 200m furlongs.

## Disclaimer.

HRNZ and NZMTC and Thoroughbred Ratings Pty Ltd accepts no responsibility for the completeness or accuracy of any of the information contained herein, and makes no representations about its suitability for any particular purpose. Users should make their own judgements about those matters and/or seek independent advice. You assume all risks associated with use of the data provided on this page.



# Race Results



June 23, 2024, Race 9, DIAMOND RACING 'THANKS OUR WONDERFUL OWNERS' MOB PACE, Distance 2600m, Addington - Survey 3200m

| Result | TAB no. | Horse (Barrier)              | 2600 to      | 2400m to     |
|--------|---------|------------------------------|--------------|--------------|
| 1st    | 6       | <b>Ideal Chevron (5)</b>     | <b>2400m</b> | <b>2200m</b> |
|        |         | Position in running (margin) | -            | 5(4.3)       |
|        |         | Sectional time (s)           | 13.87        | 15.30        |
|        |         | Cumulative time (s)          | 195.66       | 181.79       |
|        |         | Speed (m/s)                  | 14.42        | 13.07        |
|        |         | Stride length (m)            | 6.87         | 6.35         |
|        |         | Stride duration (s)          | 0.469        | 0.486        |
|        |         | Stride efficiency (%)        | 73.74        | 63.01        |
|        |         | Stride count                 | 29.11        | 31.50        |

#### Disclaimer.

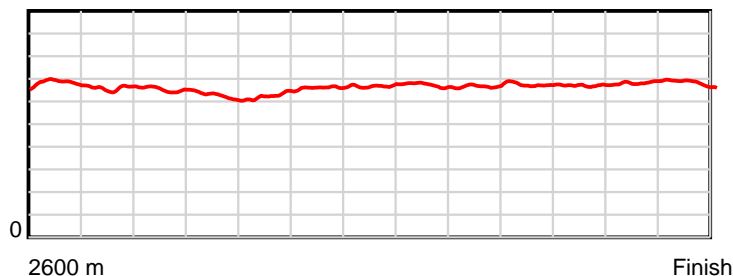
HRNZ and NZMTC and Thoroughbred Ratings Pty Ltd accepts no responsibility for the completeness or accuracy of any of the information contained herein, and makes no representations about its suitability for any particular purpose. Users should make their own judgements about those matters and/or seek independent advice. You assume all risks associated with use of the data provided on this page.

# Race Results

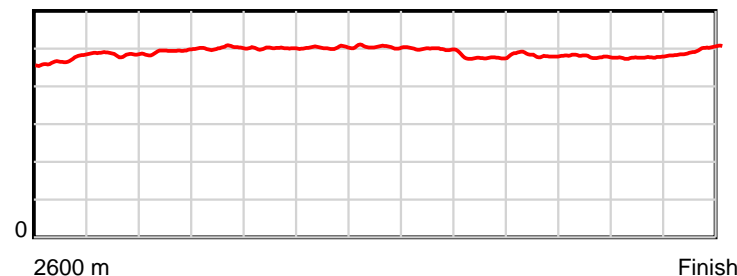
June 23, 2024, Race 9, DIAMOND RACING 'THANKS OUR WONDERFUL OWNERS' MOB PACE, Distance 2600m, Addington - Survey 3200m

| Result | TAB no. | Horse (Barrier)              | 2200m to     | 2000m to     | 1800m to     | 1600m to     | 1400m to     | 1200m to     | 1000m to    | 800m to     | 600m to     | 400m to     | 200m to   | Total or       | Margin |
|--------|---------|------------------------------|--------------|--------------|--------------|--------------|--------------|--------------|-------------|-------------|-------------|-------------|-----------|----------------|--------|
| 1st    | 6       | <b>Ideal Chevron (5)</b>     | <b>2000m</b> | <b>1800m</b> | <b>1600m</b> | <b>1400m</b> | <b>1200m</b> | <b>1000m</b> | <b>800m</b> | <b>600m</b> | <b>400m</b> | <b>200m</b> | <b>WP</b> | <b>Average</b> |        |
|        |         | Position in running (margin) | 6(8.0)       | 6(7.0)       | 6(6.5)       | 7(6.2)       | 6(5.3)       | 6(5.5)       | 7(5.6)      | 2(0.9)      | 2(1.0)      | 2(1.6)      | 2(0.5)    |                | 0.00   |
|        |         | Sectional time (s)           | 15.42        | 16.10        | 16.27        | 15.50        | 15.26        | 15.27        | 14.50       | 14.44       | 14.62       | 14.29       | 14.82     |                |        |
|        |         | Cumulative time (s)          | 166.49       | 151.07       | 134.97       | 118.70       | 103.20       | 87.94        | 72.67       | 58.17       | 43.73       | 29.11       | 14.82     | 3:15.66        |        |
|        |         | Speed (m/s)                  | 12.97        | 12.42        | 12.29        | 12.90        | 13.11        | 13.10        | 13.79       | 13.85       | 13.68       | 14.00       | 13.50     | 13.29          |        |
|        |         | Stride length (m)            | 6.39         | 6.23         | 6.16         | 6.48         | 6.61         | 6.51         | 6.57        | 6.68        | 6.55        | 6.68        | 6.70      | 6.52           |        |
|        |         | Stride duration (s)          | 0.493        | 0.502        | 0.501        | 0.503        | 0.505        | 0.498        | 0.476       | 0.482       | 0.479       | 0.477       | 0.497     | 0.490          |        |
|        |         | Stride efficiency (%)        | 63.85        | 60.65        | 59.28        | 65.71        | 68.34        | 66.31        | 67.44       | 69.70       | 67.05       | 69.78       | 70.24     | 66.38          |        |
|        |         | Stride count                 | 31.29        | 32.10        | 32.47        | 30.84        | 30.24        | 30.70        | 30.44       | 29.95       | 30.53       | 29.93       | 29.83     | 398.93         |        |

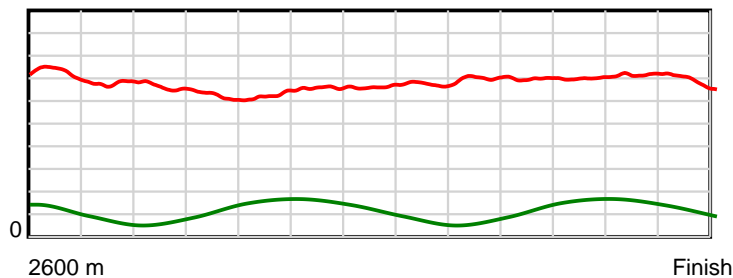
10 m Stride length



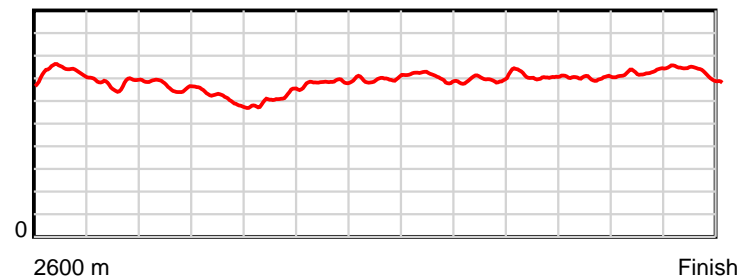
0.6 s Stride duration



20 m/sec Speed



100 % Stride efficiency



Note: Horizontal distance axis grid lines are 200m furlongs.

## Disclaimer.

HRNZ and NZMTC and Thoroughbred Ratings Pty Ltd accepts no responsibility for the completeness or accuracy of any of the information contained herein, and makes no representations about its suitability for any particular purpose. Users should make their own judgements about those matters and/or seek independent advice. You assume all risks associated with use of the data provided on this page.



# Race Results



June 23, 2024, Race 9, DIAMOND RACING 'THANKS OUR WONDERFUL OWNERS' MOB PACE, Distance 2600m, Addington - Survey 3200m

| Result | TAB no. | Horse (Barrier)              | 2600 to      | 2400m to     |
|--------|---------|------------------------------|--------------|--------------|
| 2nd    | 8       | <b>Ocean Breeze (7)</b>      | <b>2400m</b> | <b>2200m</b> |
|        |         | Position in running (margin) | -            | 8(7.6)       |
|        |         | Sectional time (s)           | 14.40        | 15.52        |
|        |         | Cumulative time (s)          | 195.69       | 181.29       |
|        |         | Speed (m/s)                  | 13.89        | 12.89        |
|        |         | Stride length (m)            | 6.54         | 6.05         |
|        |         | Stride duration (s)          | 0.464        | 0.470        |
|        |         | Stride efficiency (%)        | 66.93        | 57.23        |
|        |         | Stride count                 | 30.56        | 33.05        |

#### Disclaimer.

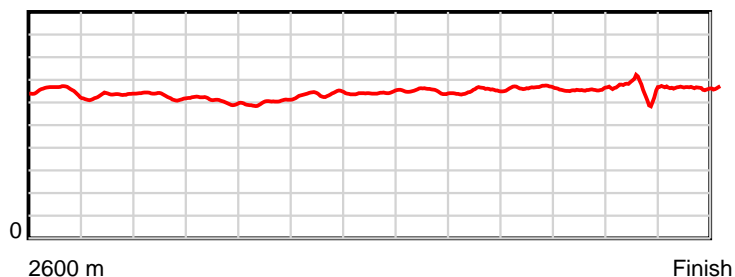
HRNZ and NZMTC and Thoroughbred Ratings Pty Ltd accepts no responsibility for the completeness or accuracy of any of the information contained herein, and makes no representations about its suitability for any particular purpose. Users should make their own judgements about those matters and/or seek independent advice. You assume all risks associated with use of the data provided on this page.

# Race Results

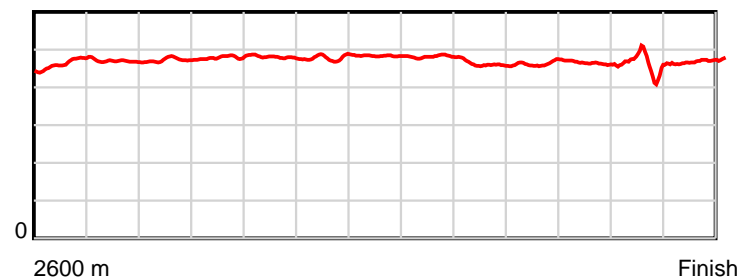
June 23, 2024, Race 9, DIAMOND RACING 'THANKS OUR WONDERFUL OWNERS' MOB PACE, Distance 2600m, Addington - Survey 3200m

| Result | TAB no. | Horse (Barrier)              | 2200m to     | 2000m to     | 1800m to     | 1600m to     | 1400m to     | 1200m to     | 1000m to    | 800m to     | 600m to     | 400m to     | 200m to   | Total or       | Margin |
|--------|---------|------------------------------|--------------|--------------|--------------|--------------|--------------|--------------|-------------|-------------|-------------|-------------|-----------|----------------|--------|
| 2nd    | 8       | <b>Ocean Breeze (7)</b>      | <b>2000m</b> | <b>1800m</b> | <b>1600m</b> | <b>1400m</b> | <b>1200m</b> | <b>1000m</b> | <b>800m</b> | <b>600m</b> | <b>400m</b> | <b>200m</b> | <b>WP</b> | <b>Average</b> |        |
|        |         | Position in running (margin) | 8(12.6)      | 8(11.4)      | 9(9.9)       | 9(10.6)      | 9(9.7)       | 9(9.6)       | 9(9.7)      | 8(4.5)      | 6(2.9)      | 7(4.2)      | 7(4.3)    |                | 0.50   |
|        |         | Sectional time (s)           | 15.39        | 15.93        | 16.46        | 15.49        | 15.21        | 15.28        | 14.42       | 14.15       | 14.74       | 14.48       | 14.22     |                |        |
|        |         | Cumulative time (s)          | 165.77       | 150.38       | 134.45       | 117.99       | 102.50       | 87.29        | 72.01       | 57.59       | 43.44       | 28.70       | 14.22     | 3:15.69        |        |
|        |         | Speed (m/s)                  | 13.00        | 12.55        | 12.15        | 12.91        | 13.15        | 13.09        | 13.87       | 14.13       | 13.57       | 13.81       | 14.06     | 13.29          |        |
|        |         | Stride length (m)            | 6.15         | 6.02         | 5.83         | 6.19         | 6.36         | 6.30         | 6.37        | 6.57        | 6.27        | 6.31        | 6.61      | 6.27           |        |
|        |         | Stride duration (s)          | 0.473        | 0.480        | 0.480        | 0.479        | 0.483        | 0.481        | 0.459       | 0.465       | 0.462       | 0.457       | 0.470     | 0.472          |        |
|        |         | Stride efficiency (%)        | 59.01        | 56.70        | 53.13        | 59.82        | 63.16        | 62.02        | 63.45       | 67.41       | 61.47       | 62.29       | 68.26     | 61.38          |        |
|        |         | Stride count                 | 32.54        | 33.20        | 34.30        | 32.33        | 31.46        | 31.75        | 31.39       | 30.45       | 31.89       | 31.68       | 30.26     | 414.86         |        |

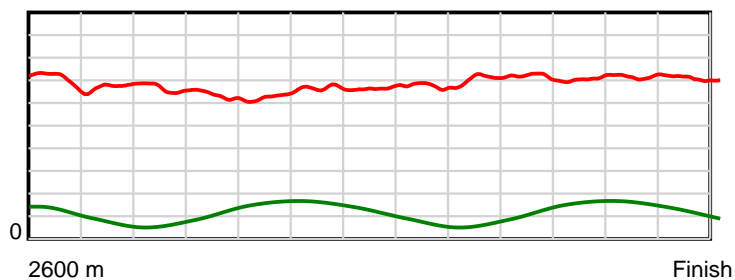
10 m Stride length



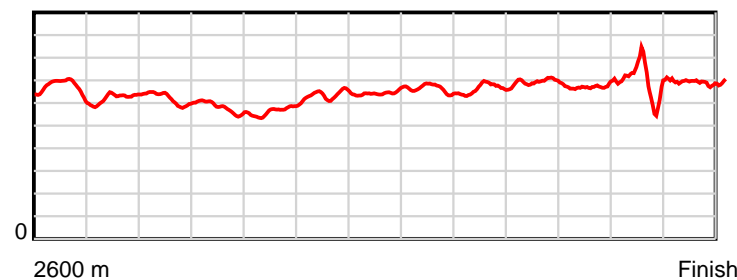
0.6 s Stride duration



20 m/sec Speed



100 % Stride efficiency



Note: Horizontal distance axis grid lines are 200m furlongs.

## Disclaimer.

HRNZ and NZMTC and Thoroughbred Ratings Pty Ltd accepts no responsibility for the completeness or accuracy of any of the information contained herein, and makes no representations about its suitability for any particular purpose. Users should make their own judgements about those matters and/or seek independent advice. You assume all risks associated with use of the data provided on this page.



# Race Results



June 23, 2024, Race 9, DIAMOND RACING 'THANKS OUR WONDERFUL OWNERS' MOB PACE, Distance 2600m, Addington - Survey 3200m

| Result | TAB no. | Horse (Barrier)              | 2600 to | 2400m to |
|--------|---------|------------------------------|---------|----------|
| 3rd    | 5       | Country Gold (4)             | 2400m   | 2200m    |
|        |         | Position in running (margin) | -       | 1(0.0)   |
|        |         | Sectional time (s)           | 13.10   | 14.69    |
|        |         | Cumulative time (s)          | 195.72  | 182.62   |
|        |         | Speed (m/s)                  | 15.27   | 13.61    |
|        |         | Stride length (m)            | 6.29    | 5.92     |
|        |         | Stride duration (s)          | 0.407   | 0.435    |
|        |         | Stride efficiency (%)        | 61.87   | 54.83    |
|        |         | Stride count                 | 31.79   | 33.76    |

## Disclaimer.

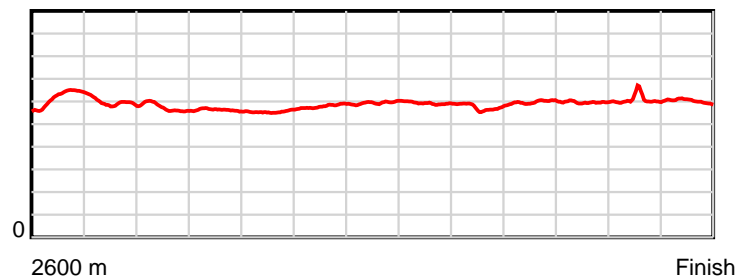
HRNZ and NZMTC and Thoroughbred Ratings Pty Ltd accepts no responsibility for the completeness or accuracy of any of the information contained herein, and makes no representations about its suitability for any particular purpose. Users should make their own judgements about those matters and/or seek independent advice. You assume all risks associated with use of the data provided on this page.

# Race Results

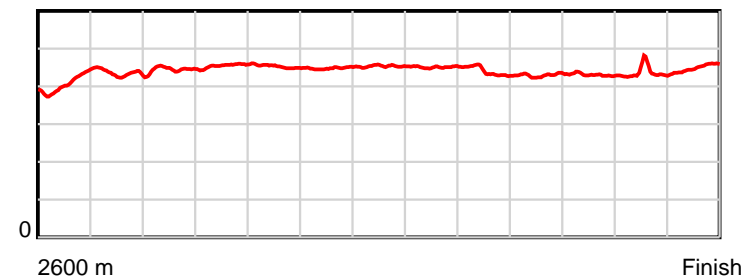
June 23, 2024, Race 9, DIAMOND RACING 'THANKS OUR WONDERFUL OWNERS' MOB PACE, Distance 2600m, Addington - Survey 3200m

| Result | TAB no. | Horse (Barrier)              | 2200m to | 2000m to | 1800m to | 1600m to | 1400m to | 1200m to | 1000m to | 800m to | 600m to | 400m to | 200m to | Total or | Margin |
|--------|---------|------------------------------|----------|----------|----------|----------|----------|----------|----------|---------|---------|---------|---------|----------|--------|
| 3rd    | 5       | Country Gold (4)             | 2000m    | 1800m    | 1600m    | 1400m    | 1200m    | 1000m    | 800m     | 600m    | 400m    | 200m    | WP      | Average  |        |
|        |         | Position in running (margin) | 1(0.0)   | 1(0.0)   | 1(0.0)   | 1(0.0)   | 1(0.0)   | 1(0.0)   | 1(0.0)   | 1(0.0)  | 1(0.0)  | 1(0.0)  | 1(0.0)  |          | 0.50   |
|        |         | Sectional time (s)           | 15.58    | 16.18    | 16.34    | 15.64    | 15.23    | 15.27    | 15.29    | 14.41   | 14.52   | 14.47   | 15.00   |          |        |
|        |         | Cumulative time (s)          | 167.93   | 152.35   | 136.17   | 119.83   | 104.19   | 88.96    | 73.69    | 58.40   | 43.99   | 29.47   | 15.00   | 3:15.72  |        |
|        |         | Speed (m/s)                  | 12.84    | 12.36    | 12.24    | 12.79    | 13.13    | 13.10    | 13.08    | 13.88   | 13.77   | 13.82   | 13.33   | 13.28    |        |
|        |         | Stride length (m)            | 5.72     | 5.61     | 5.55     | 5.73     | 5.95     | 5.91     | 5.75     | 5.96    | 5.93    | 6.00    | 5.99    | 5.86     |        |
|        |         | Stride duration (s)          | 0.446    | 0.454    | 0.453    | 0.448    | 0.453    | 0.451    | 0.439    | 0.429   | 0.431   | 0.434   | 0.450   | 0.441    |        |
|        |         | Stride efficiency (%)        | 51.10    | 49.19    | 48.05    | 51.27    | 55.37    | 54.55    | 51.61    | 55.53   | 54.97   | 56.21   | 56.13   | 53.73    |        |
|        |         | Stride count                 | 34.98    | 35.65    | 36.07    | 34.92    | 33.60    | 33.85    | 34.80    | 33.55   | 33.72   | 33.35   | 33.37   | 443.41   |        |

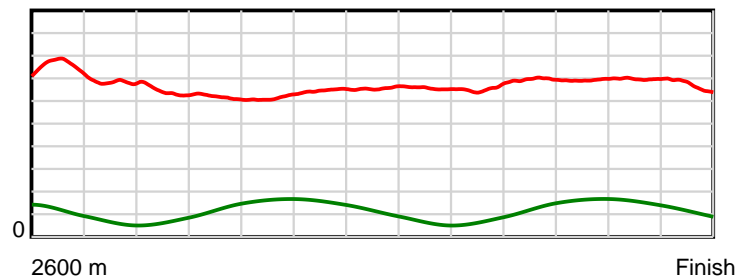
10 m Stride length



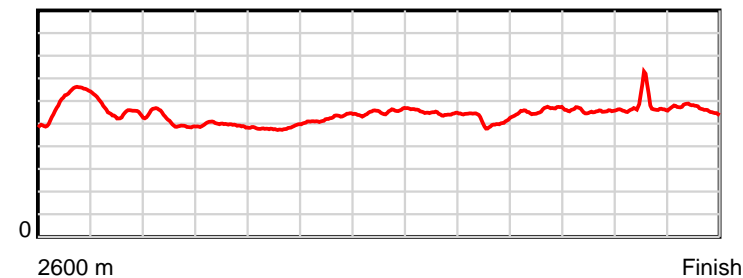
0.6 s Stride duration



20 m/sec Speed



100 % Stride efficiency



Note: Horizontal distance axis grid lines are 200m furlongs.

**Disclaimer.**

HRNZ and NZMTC and Thoroughbred Ratings Pty Ltd accepts no responsibility for the completeness or accuracy of any of the information contained herein, and makes no representations about its suitability for any particular purpose. Users should make their own judgements about those matters and/or seek independent advice. You assume all risks associated with use of the data provided on this page.



# Race Results



June 23, 2024, Race 9, DIAMOND RACING 'THANKS OUR WONDERFUL OWNERS' MOB PACE, Distance 2600m, Addington - Survey 3200m

| Result | TAB no. | Horse (Barrier)              | 2600 to      | 2400m to     |
|--------|---------|------------------------------|--------------|--------------|
| 4th    | 1       | <b>Not Over (1)</b>          | <b>2400m</b> | <b>2200m</b> |
|        |         | Position in running (margin) | -            | 2(2.3)       |
|        |         | Sectional time (s)           | 13.48        | 14.72        |
|        |         | Cumulative time (s)          | 195.74       | 182.26       |
|        |         | Speed (m/s)                  | 14.84        | 13.59        |
|        |         | Stride length (m)            | 6.92         | 6.57         |
|        |         | Stride duration (s)          | 0.460        | 0.484        |
|        |         | Stride efficiency (%)        | 74.77        | 67.53        |
|        |         | Stride count                 | 28.91        | 30.42        |

#### Disclaimer.

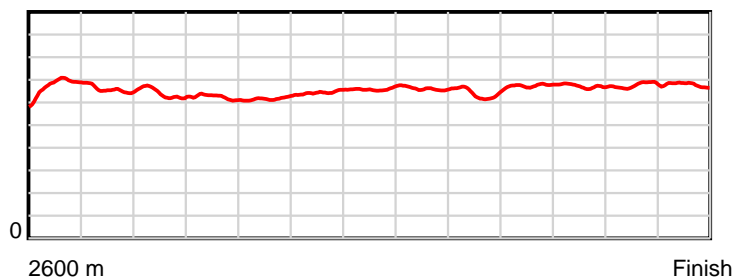
HRNZ and NZMTC and Thoroughbred Ratings Pty Ltd accepts no responsibility for the completeness or accuracy of any of the information contained herein, and makes no representations about its suitability for any particular purpose. Users should make their own judgements about those matters and/or seek independent advice. You assume all risks associated with use of the data provided on this page.

# Race Results

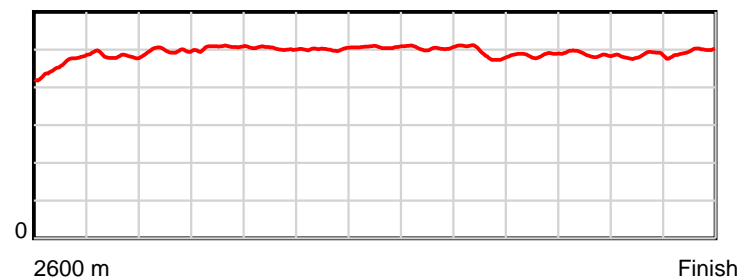
June 23, 2024, Race 9, DIAMOND RACING 'THANKS OUR WONDERFUL OWNERS' MOB PACE, Distance 2600m, Addington - Survey 3200m

| Result | TAB no. | Horse (Barrier)              | 2200m to | 2000m to | 1800m to | 1600m to | 1400m to | 1200m to | 1000m to | 800m to | 600m to | 400m to | 200m to | Total or | Margin |
|--------|---------|------------------------------|----------|----------|----------|----------|----------|----------|----------|---------|---------|---------|---------|----------|--------|
| 4th    | 1       | Not Over (1)                 | 2000m    | 1800m    | 1600m    | 1400m    | 1200m    | 1000m    | 800m     | 600m    | 400m    | 200m    | WP      | Average  |        |
|        |         | Position in running (margin) | 3(2.5)   | 3(1.9)   | 3(2.0)   | 3(2.4)   | 3(1.8)   | 3(2.5)   | 3(2.5)   | 3(2.3)  | 4(1.9)  | 4(2.6)  | 4(2.1)  |          | 0.50   |
|        |         | Sectional time (s)           | 15.48    | 16.21    | 16.40    | 15.55    | 15.33    | 15.27    | 15.25    | 14.35   | 14.63   | 14.39   | 14.68   |          |        |
|        |         | Cumulative time (s)          | 167.54   | 152.06   | 135.85   | 119.45   | 103.90   | 88.57    | 73.30    | 58.05   | 43.70   | 29.07   | 14.68   | 3:15.74  |        |
|        |         | Speed (m/s)                  | 12.92    | 12.34    | 12.20    | 12.86    | 13.05    | 13.10    | 13.11    | 13.94   | 13.67   | 13.90   | 13.62   | 13.28    |        |
|        |         | Stride length (m)            | 6.42     | 6.25     | 6.14     | 6.44     | 6.61     | 6.60     | 6.44     | 6.78    | 6.67    | 6.73    | 6.76    | 6.56     |        |
|        |         | Stride duration (s)          | 0.497    | 0.506    | 0.503    | 0.501    | 0.507    | 0.504    | 0.491    | 0.486   | 0.488   | 0.484   | 0.496   | 0.494    |        |
|        |         | Stride efficiency (%)        | 64.44    | 61.00    | 58.84    | 64.89    | 68.29    | 68.16    | 64.75    | 71.80   | 69.56   | 70.77   | 71.42   | 67.19    |        |
|        |         | Stride count                 | 31.15    | 32.01    | 32.59    | 31.04    | 30.25    | 30.28    | 31.07    | 29.50   | 29.98   | 29.72   | 29.58   | 396.50   |        |

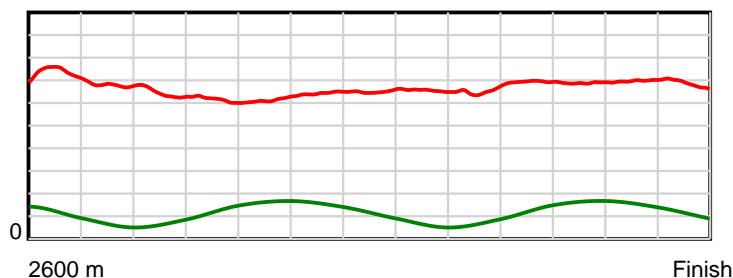
10 m Stride length



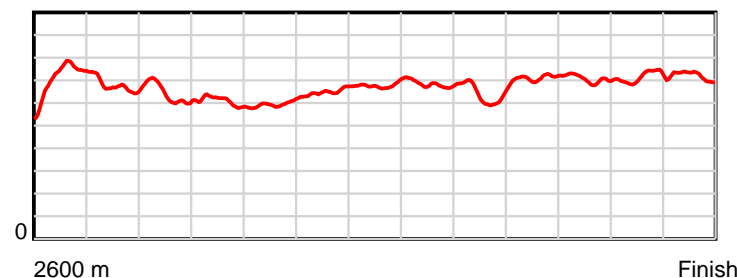
0.6 s Stride duration



20 m/sec Speed



100 % Stride efficiency



Note: Horizontal distance axis grid lines are 200m furlongs.

## Disclaimer.

HRNZ and NZMTC and Thoroughbred Ratings Pty Ltd accepts no responsibility for the completeness or accuracy of any of the information contained herein, and makes no representations about its suitability for any particular purpose. Users should make their own judgements about those matters and/or seek independent advice. You assume all risks associated with use of the data provided on this page.



# Race Results



June 23, 2024, Race 9, DIAMOND RACING 'THANKS OUR WONDERFUL OWNERS' MOB PACE, Distance 2600m, Addington - Survey 3200m

| Result | TAB no. | Horse (Barrier)              | 2600 to      | 2400m to     |
|--------|---------|------------------------------|--------------|--------------|
| 5th    | 10      | <b>Don Juan (9)</b>          | <b>2400m</b> | <b>2200m</b> |
|        |         | Position in running (margin) | -            | 4(4.1)       |
|        |         | Sectional time (s)           | 13.83        | 14.73        |
|        |         | Cumulative time (s)          | 195.96       | 182.13       |
|        |         | Speed (m/s)                  | 14.46        | 13.58        |
|        |         | Stride length (m)            | 6.36         | 6.08         |
|        |         | Stride duration (s)          | 0.423        | 0.448        |
|        |         | Stride efficiency (%)        | 63.19        | 57.74        |
|        |         | Stride count                 | 31.45        | 32.90        |

#### Disclaimer.

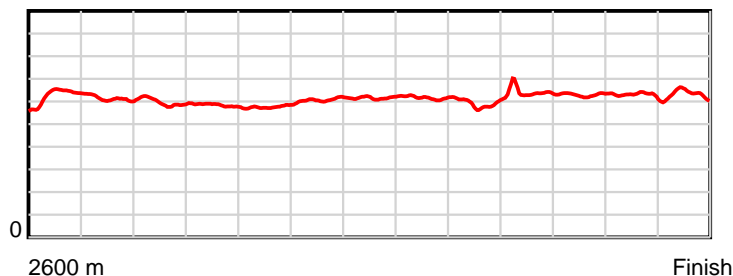
HRNZ and NZMTC and Thoroughbred Ratings Pty Ltd accepts no responsibility for the completeness or accuracy of any of the information contained herein, and makes no representations about its suitability for any particular purpose. Users should make their own judgements about those matters and/or seek independent advice. You assume all risks associated with use of the data provided on this page.

# Race Results

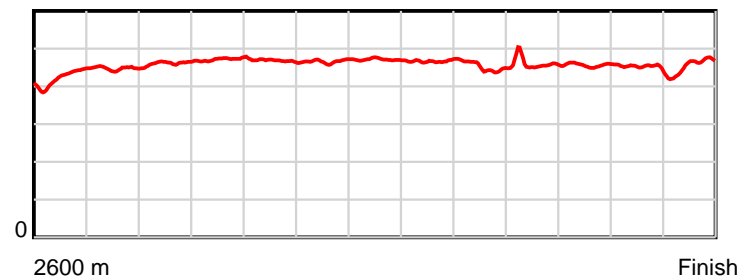
June 23, 2024, Race 9, DIAMOND RACING 'THANKS OUR WONDERFUL OWNERS' MOB PACE, Distance 2600m, Addington - Survey 3200m

| Result | TAB no. | Horse (Barrier)              | 2200m to     | 2000m to     | 1800m to     | 1600m to     | 1400m to     | 1200m to     | 1000m to    | 800m to     | 600m to     | 400m to     | 200m to   | Total or       | Margin |
|--------|---------|------------------------------|--------------|--------------|--------------|--------------|--------------|--------------|-------------|-------------|-------------|-------------|-----------|----------------|--------|
| 5th    | 10      | <b>Don Juan (9)</b>          | <b>2000m</b> | <b>1800m</b> | <b>1600m</b> | <b>1400m</b> | <b>1200m</b> | <b>1000m</b> | <b>800m</b> | <b>600m</b> | <b>400m</b> | <b>200m</b> | <b>WP</b> | <b>Average</b> |        |
|        |         | Position in running (margin) | 4(4.3)       | 4(4.1)       | 4(3.8)       | 5(4.5)       | 4(3.6)       | 5(4.1)       | 4(3.9)      | 6(3.8)      | 7(3.5)      | 6(4.1)      | 6(3.5)    |                | 1.60   |
|        |         | Sectional time (s)           | 15.54        | 16.15        | 16.44        | 15.50        | 15.32        | 15.23        | 15.27       | 14.36       | 14.62       | 14.37       | 14.60     |                |        |
|        |         | Cumulative time (s)          | 167.40       | 151.86       | 135.71       | 119.27       | 103.77       | 88.45        | 73.22       | 57.95       | 43.59       | 28.97       | 14.60     | 3:15.96        |        |
|        |         | Speed (m/s)                  | 12.87        | 12.38        | 12.17        | 12.90        | 13.05        | 13.13        | 13.10       | 13.93       | 13.68       | 13.92       | 13.70     | 13.27          |        |
|        |         | Stride length (m)            | 5.94         | 5.85         | 5.70         | 6.02         | 6.15         | 6.13         | 5.92        | 6.39        | 6.24        | 6.28        | 6.25      | 6.09           |        |
|        |         | Stride duration (s)          | 0.461        | 0.472        | 0.468        | 0.466        | 0.471        | 0.467        | 0.452       | 0.459       | 0.457       | 0.451       | 0.456     | 0.459          |        |
|        |         | Stride efficiency (%)        | 55.11        | 53.41        | 50.71        | 56.58        | 59.06        | 58.73        | 54.77       | 63.87       | 60.91       | 61.63       | 61.03     | 58.02          |        |
|        |         | Stride count                 | 33.68        | 34.21        | 35.11        | 33.24        | 32.53        | 32.62        | 33.78       | 31.28       | 32.03       | 31.85       | 32.00     | 426.68         |        |

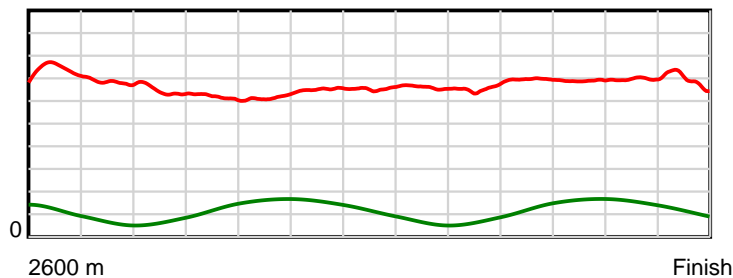
10 m Stride length



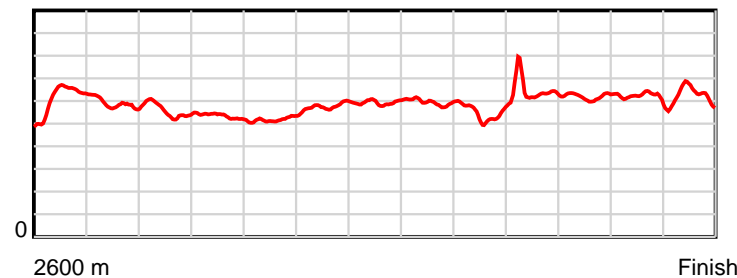
0.6 s Stride duration



20 m/sec Speed



100 % Stride efficiency



Note: Horizontal distance axis grid lines are 200m furlongs.

## Disclaimer.

HRNZ and NZMTC and Thoroughbred Ratings Pty Ltd accepts no responsibility for the completeness or accuracy of any of the information contained herein, and makes no representations about its suitability for any particular purpose. Users should make their own judgements about those matters and/or seek independent advice. You assume all risks associated with use of the data provided on this page.



# Race Results



June 23, 2024, Race 9, DIAMOND RACING 'THANKS OUR WONDERFUL OWNERS' MOB PACE, Distance 2600m, Addington - Survey 3200m

| Result | TAB no. | Horse (Barrier)              | 2600 to | 2400m to |
|--------|---------|------------------------------|---------|----------|
| 6th    | 3       | Sofia Rose (3)               | 2400m   | 2200m    |
|        |         | Position in running (margin) | -       | 3(2.6)   |
|        |         | Sectional time (s)           | 13.67   | 14.48    |
|        |         | Cumulative time (s)          | 196.07  | 182.40   |
|        |         | Speed (m/s)                  | 14.63   | 13.81    |
|        |         | Stride length (m)            | 6.16    | 5.85     |
|        |         | Stride duration (s)          | 0.413   | 0.423    |
|        |         | Stride efficiency (%)        | 59.24   | 53.42    |
|        |         | Stride count                 | 32.48   | 34.21    |

#### Disclaimer.

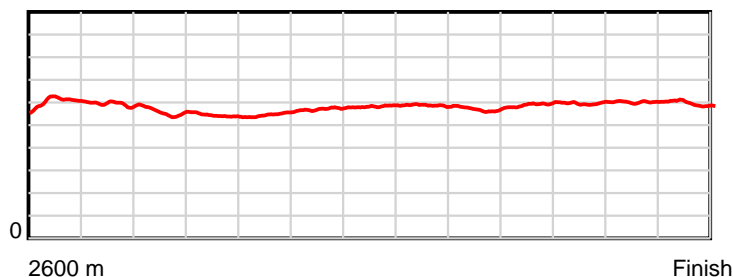
HRNZ and NZMTC and Thoroughbred Ratings Pty Ltd accepts no responsibility for the completeness or accuracy of any of the information contained herein, and makes no representations about its suitability for any particular purpose. Users should make their own judgements about those matters and/or seek independent advice. You assume all risks associated with use of the data provided on this page.

# Race Results

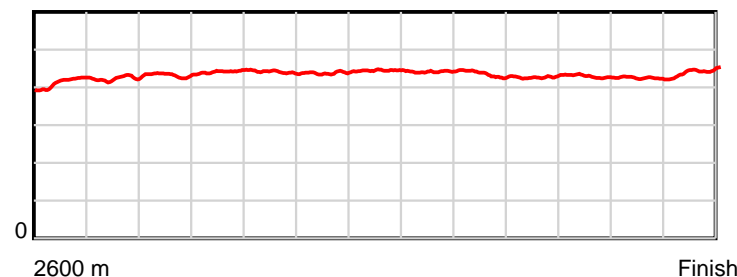
June 23, 2024, Race 9, DIAMOND RACING 'THANKS OUR WONDERFUL OWNERS' MOB PACE, Distance 2600m, Addington - Survey 3200m

| Result | TAB no. | Horse (Barrier)              | 2200m to | 2000m to | 1800m to | 1600m to | 1400m to | 1200m to | 1000m to | 800m to | 600m to | 400m to | 200m to | Total or | Margin |
|--------|---------|------------------------------|----------|----------|----------|----------|----------|----------|----------|---------|---------|---------|---------|----------|--------|
| 6th    | 3       | Sofia Rose (3)               | 2000m    | 1800m    | 1600m    | 1400m    | 1200m    | 1000m    | 800m     | 600m    | 400m    | 200m    | WP      | Average  |        |
|        |         | Position in running (margin) | 2(1.3)   | 2(1.8)   | 2(2.0)   | 2(2.4)   | 2(1.6)   | 2(1.7)   | 2(1.7)   | 4(2.3)  | 5(2.3)  | 5(3.0)  | 3(2.0)  |          | 2.20   |
|        |         | Sectional time (s)           | 15.67    | 16.21    | 16.41    | 15.51    | 15.25    | 15.27    | 15.39    | 14.41   | 14.63   | 14.30   | 14.87   |          |        |
|        |         | Cumulative time (s)          | 167.92   | 152.25   | 136.04   | 119.63   | 104.12   | 88.87    | 73.60    | 58.21   | 43.80   | 29.17   | 14.87   | 3:16.07  |        |
|        |         | Speed (m/s)                  | 12.76    | 12.34    | 12.19    | 12.89    | 13.11    | 13.10    | 13.00    | 13.88   | 13.67   | 13.99   | 13.45   | 13.26    |        |
|        |         | Stride length (m)            | 5.52     | 5.44     | 5.38     | 5.65     | 5.83     | 5.78     | 5.65     | 5.93    | 5.86    | 5.94    | 5.96    | 5.76     |        |
|        |         | Stride duration (s)          | 0.432    | 0.441    | 0.441    | 0.438    | 0.444    | 0.441    | 0.435    | 0.427   | 0.429   | 0.425   | 0.443   | 0.434    |        |
|        |         | Stride efficiency (%)        | 47.60    | 46.32    | 45.15    | 49.91    | 53.06    | 52.26    | 49.91    | 54.91   | 53.65   | 55.14   | 55.42   | 51.78    |        |
|        |         | Stride count                 | 36.24    | 36.73    | 37.21    | 35.39    | 34.32    | 34.58    | 35.39    | 33.74   | 34.13   | 33.67   | 33.58   | 451.67   |        |

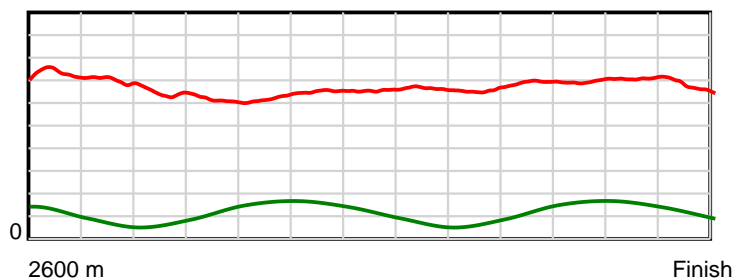
10 m Stride length



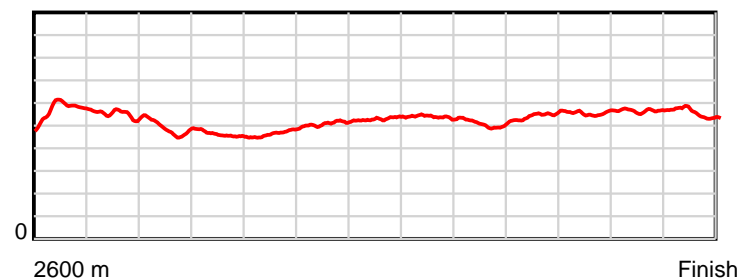
0.6 s Stride duration



20 m/sec Speed



100 % Stride efficiency



Note: Horizontal distance axis grid lines are 200m furlongs.

## Disclaimer.

HRNZ and NZMTC and Thoroughbred Ratings Pty Ltd accepts no responsibility for the completeness or accuracy of any of the information contained herein, and makes no representations about its suitability for any particular purpose. Users should make their own judgements about those matters and/or seek independent advice. You assume all risks associated with use of the data provided on this page.



# Race Results



June 23, 2024, Race 9, DIAMOND RACING 'THANKS OUR WONDERFUL OWNERS' MOB PACE, Distance 2600m, Addington - Survey 3200m

| Result | TAB no. | Horse (Barrier)              | 2600 to | 2400m to |
|--------|---------|------------------------------|---------|----------|
| 7th    | 2       | Krystal Deligh... (2)        | 2400m   | 2200m    |
|        |         | Position in running (margin) | -       | 6(4.6)   |
|        |         | Sectional time (s)           | 13.91   | 14.81    |
|        |         | Cumulative time (s)          | 196.38  | 182.47   |
|        |         | Speed (m/s)                  | 14.38   | 13.50    |
|        |         | Stride length (m)            | 6.40    | 6.20     |
|        |         | Stride duration (s)          | 0.436   | 0.459    |
|        |         | Stride efficiency (%)        | 63.96   | 60.08    |
|        |         | Stride count                 | 31.26   | 32.26    |

## Disclaimer.

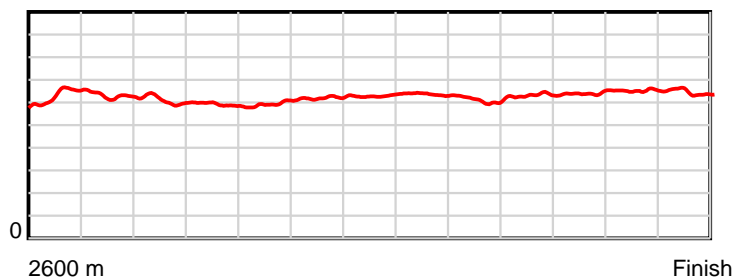
HRNZ and NZMTC and Thoroughbred Ratings Pty Ltd accepts no responsibility for the completeness or accuracy of any of the information contained herein, and makes no representations about its suitability for any particular purpose. Users should make their own judgements about those matters and/or seek independent advice. You assume all risks associated with use of the data provided on this page.

# Race Results

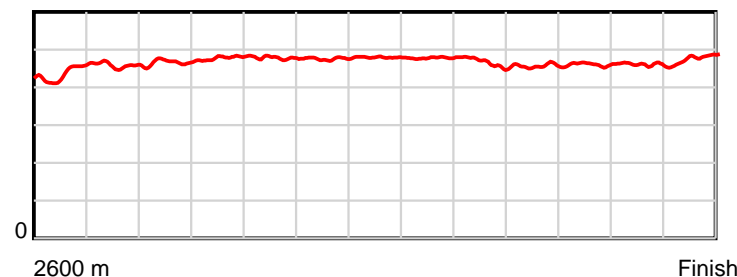
June 23, 2024, Race 9, DIAMOND RACING 'THANKS OUR WONDERFUL OWNERS' MOB PACE, Distance 2600m, Addington - Survey 3200m

| Result | TAB no. | Horse (Barrier)              | 2200m to | 2000m to | 1800m to | 1600m to | 1400m to | 1200m to | 1000m to | 800m to | 600m to | 400m to | 200m to | Total or | Margin |
|--------|---------|------------------------------|----------|----------|----------|----------|----------|----------|----------|---------|---------|---------|---------|----------|--------|
| 7th    | 2       | Krystal Deligh... (2)        | 2000m    | 1800m    | 1600m    | 1400m    | 1200m    | 1000m    | 800m     | 600m    | 400m    | 200m    | WP      | Average  |        |
|        |         | Position in running (margin) | 5(5.4)   | 5(4.6)   | 5(4.1)   | 4(4.3)   | 5(3.7)   | 4(4.0)   | 5(4.0)   | 7(4.0)  | 8(4.1)  | 8(4.8)  | 8(4.4)  |          | 3.90   |
|        |         | Sectional time (s)           | 15.46    | 16.10    | 16.36    | 15.55    | 15.29    | 15.25    | 15.30    | 14.43   | 14.63   | 14.40   | 14.89   |          |        |
|        |         | Cumulative time (s)          | 167.66   | 152.20   | 136.10   | 119.74   | 104.19   | 88.90    | 73.65    | 58.35   | 43.92   | 29.29   | 14.89   | 3:16.38  |        |
|        |         | Speed (m/s)                  | 12.94    | 12.42    | 12.22    | 12.86    | 13.08    | 13.11    | 13.07    | 13.86   | 13.67   | 13.89   | 13.43   | 13.24    |        |
|        |         | Stride length (m)            | 6.03     | 5.94     | 5.85     | 6.12     | 6.27     | 6.27     | 6.08     | 6.33    | 6.30    | 6.39    | 6.45    | 6.20     |        |
|        |         | Stride duration (s)          | 0.466    | 0.478    | 0.478    | 0.476    | 0.479    | 0.478    | 0.465    | 0.457   | 0.461   | 0.460   | 0.480   | 0.468    |        |
|        |         | Stride efficiency (%)        | 56.76    | 55.05    | 53.44    | 58.62    | 61.46    | 61.42    | 57.77    | 62.58   | 62.09   | 63.73   | 64.93   | 59.99    |        |
|        |         | Stride count                 | 33.19    | 33.70    | 34.20    | 32.65    | 31.89    | 31.90    | 32.89    | 31.60   | 31.73   | 31.32   | 31.03   | 419.62   |        |

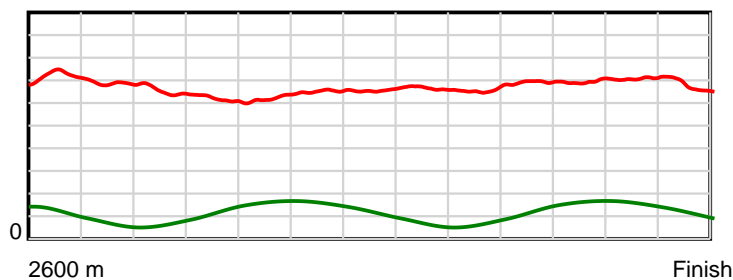
10 m Stride length



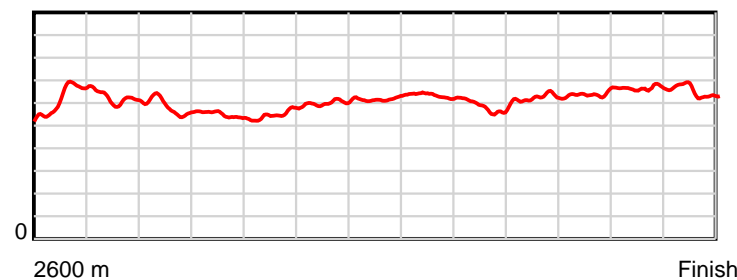
0.6 s Stride duration



20 m/sec Speed



100 % Stride efficiency



Note: Horizontal distance axis grid lines are 200m furlongs.

## Disclaimer.

HRNZ and NZMTC and Thoroughbred Ratings Pty Ltd accepts no responsibility for the completeness or accuracy of any of the information contained herein, and makes no representations about its suitability for any particular purpose. Users should make their own judgements about those matters and/or seek independent advice. You assume all risks associated with use of the data provided on this page.



# Race Results



June 23, 2024, Race 9, DIAMOND RACING 'THANKS OUR WONDERFUL OWNERS' MOB PACE, Distance 2600m, Addington - Survey 3200m

| Result | TAB no. | Horse (Barrier)              | 2600 to | 2400m to |
|--------|---------|------------------------------|---------|----------|
| 8th    | 9       | Hi Hopes (8)                 | 2400m   | 2200m    |
|        |         | Position in running (margin) | -       | 9(8.5)   |
|        |         | Sectional time (s)           | 14.67   | 15.65    |
|        |         | Cumulative time (s)          | 196.39  | 181.72   |
|        |         | Speed (m/s)                  | 13.64   | 12.78    |
|        |         | Stride length (m)            | 5.89    | 5.51     |
|        |         | Stride duration (s)          | 0.422   | 0.431    |
|        |         | Stride efficiency (%)        | 54.24   | 47.50    |
|        |         | Stride count                 | 33.95   | 36.28    |

#### Disclaimer.

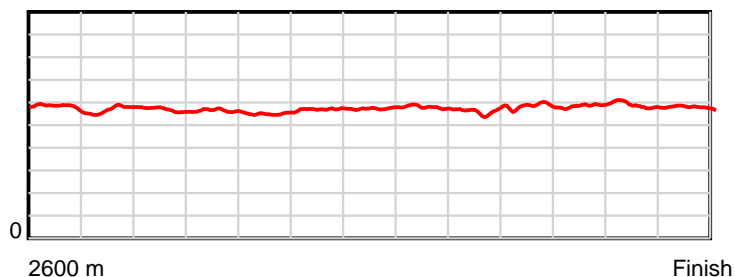
HRNZ and NZMTC and Thoroughbred Ratings Pty Ltd accepts no responsibility for the completeness or accuracy of any of the information contained herein, and makes no representations about its suitability for any particular purpose. Users should make their own judgements about those matters and/or seek independent advice. You assume all risks associated with use of the data provided on this page.

# Race Results

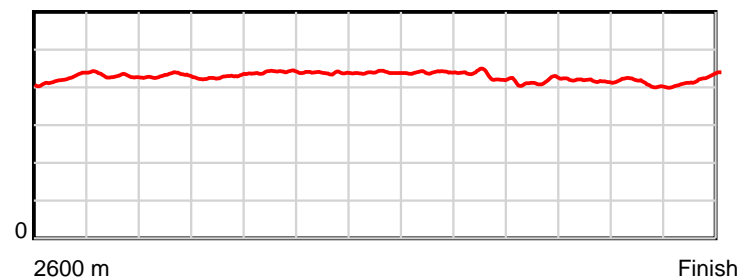
June 23, 2024, Race 9, DIAMOND RACING 'THANKS OUR WONDERFUL OWNERS' MOB PACE, Distance 2600m, Addington - Survey 3200m

| Result | TAB no. | Horse (Barrier)              | 2200m to | 2000m to | 1800m to | 1600m to | 1400m to | 1200m to | 1000m to | 800m to | 600m to | 400m to | 200m to | Total or | Margin |
|--------|---------|------------------------------|----------|----------|----------|----------|----------|----------|----------|---------|---------|---------|---------|----------|--------|
| 8th    | 9       | Hi Hopes (8)                 | 2000m    | 1800m    | 1600m    | 1400m    | 1200m    | 1000m    | 800m     | 600m    | 400m    | 200m    | WP      | Average  |        |
|        |         | Position in running (margin) | 9(14.3)  | 9(13.2)  | 7(7.2)   | 6(5.7)   | 7(5.4)   | 7(6.0)   | 6(5.3)   | 9(5.8)  | 9(4.5)  | 9(5.4)  | 9(5.8)  |          | 3.90   |
|        |         | Sectional time (s)           | 15.41    | 15.19    | 16.09    | 15.58    | 15.33    | 15.14    | 15.39    | 14.18   | 14.68   | 14.54   | 14.54   |          |        |
|        |         | Cumulative time (s)          | 166.07   | 150.66   | 135.47   | 119.38   | 103.80   | 88.47    | 73.33    | 57.94   | 43.76   | 29.08   | 14.54   | 3:16.39  |        |
|        |         | Speed (m/s)                  | 12.98    | 13.17    | 12.43    | 12.84    | 13.05    | 13.21    | 13.00    | 14.10   | 13.62   | 13.76   | 13.76   | 13.24    |        |
|        |         | Stride length (m)            | 5.60     | 5.63     | 5.47     | 5.63     | 5.73     | 5.80     | 5.62     | 5.85    | 5.69    | 5.64    | 5.81    | 5.68     |        |
|        |         | Stride duration (s)          | 0.431    | 0.428    | 0.440    | 0.439    | 0.439    | 0.439    | 0.432    | 0.415   | 0.418   | 0.410   | 0.423   | 0.429    |        |
|        |         | Stride efficiency (%)        | 48.97    | 49.58    | 46.84    | 49.53    | 51.25    | 52.63    | 49.33    | 53.56   | 50.60   | 49.76   | 52.78   | 50.43    |        |
|        |         | Stride count                 | 35.73    | 35.51    | 36.53    | 35.53    | 34.92    | 34.46    | 35.60    | 34.16   | 35.15   | 35.44   | 34.41   | 457.67   |        |

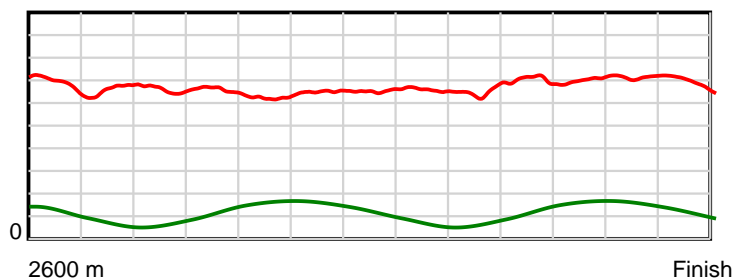
10 m Stride length



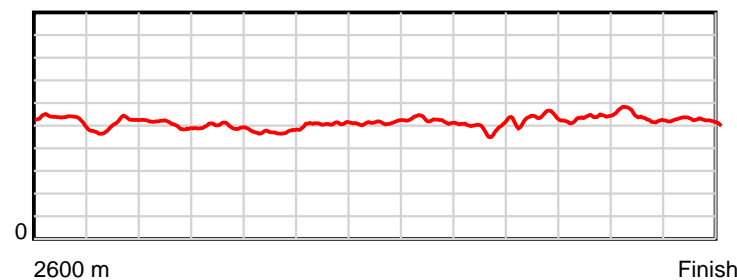
0.6 s Stride duration



20 m/sec Speed



100 % Stride efficiency



Note: Horizontal distance axis grid lines are 200m furlongs.

**Disclaimer.**

HRNZ and NZMTC and Thoroughbred Ratings Pty Ltd accepts no responsibility for the completeness or accuracy of any of the information contained herein, and makes no representations about its suitability for any particular purpose. Users should make their own judgements about those matters and/or seek independent advice. You assume all risks associated with use of the data provided on this page.



# Race Results



June 23, 2024, Race 9, DIAMOND RACING 'THANKS OUR WONDERFUL OWNERS' MOB PACE, Distance 2600m, Addington - Survey 3200m

| Result | TAB no. | Horse (Barrier)              | 2600 to | 2400m to |
|--------|---------|------------------------------|---------|----------|
| 9th    | 7       | Ucanhandlethe... (6)         | 2400m   | 2200m    |
|        |         | Position in running (margin) | -       | 7(5.9)   |
|        |         | Sectional time (s)           | 14.11   | 15.32    |
|        |         | Cumulative time (s)          | 196.75  | 182.64   |
|        |         | Speed (m/s)                  | 14.18   | 13.05    |
|        |         | Stride length (m)            | 6.19    | 5.70     |
|        |         | Stride duration (s)          | 0.432   | 0.436    |
|        |         | Stride efficiency (%)        | 59.79   | 50.70    |
|        |         | Stride count                 | 32.33   | 35.11    |

#### Disclaimer.

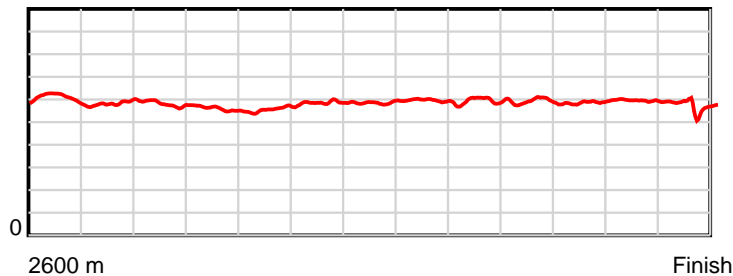
HRNZ and NZMTC and Thoroughbred Ratings Pty Ltd accepts no responsibility for the completeness or accuracy of any of the information contained herein, and makes no representations about its suitability for any particular purpose. Users should make their own judgements about those matters and/or seek independent advice. You assume all risks associated with use of the data provided on this page.

# Race Results

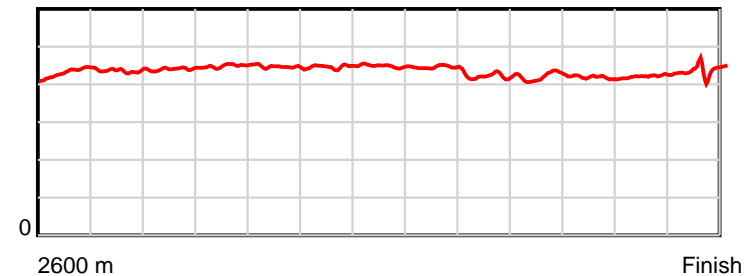
June 23, 2024, Race 9, DIAMOND RACING 'THANKS OUR WONDERFUL OWNERS' MOB PACE, Distance 2600m, Addington - Survey 3200m

| Result | TAB no. | Horse (Barrier)              | 2200m to | 2000m to | 1800m to | 1600m to | 1400m to | 1200m to | 1000m to | 800m to | 600m to | 400m to | 200m to | Total or | Margin |
|--------|---------|------------------------------|----------|----------|----------|----------|----------|----------|----------|---------|---------|---------|---------|----------|--------|
| 9th    | 7       | Ucanhandlethe... (6)         | 2000m    | 1800m    | 1600m    | 1400m    | 1200m    | 1000m    | 800m     | 600m    | 400m    | 200m    | WP      | Average  |        |
|        |         | Position in running (margin) | 7(9.7)   | 7(8.7)   | 8(8.0)   | 8(8.0)   | 8(6.9)   | 8(7.2)   | 8(7.0)   | 5(2.5)  | 3(1.5)  | 3(2.0)  | 5(3.4)  |          | 5.90   |
|        |         | Sectional time (s)           | 15.43    | 16.06    | 16.35    | 15.46    | 15.27    | 15.22    | 14.55    | 14.23   | 14.61   | 14.70   | 15.44   |          |        |
|        |         | Cumulative time (s)          | 167.32   | 151.89   | 135.83   | 119.48   | 104.02   | 88.75    | 73.53    | 58.98   | 44.75   | 30.14   | 15.44   | 3:16.75  |        |
|        |         | Speed (m/s)                  | 12.96    | 12.45    | 12.23    | 12.94    | 13.10    | 13.14    | 13.75    | 14.05   | 13.69   | 13.61   | 12.95   | 13.21    |        |
|        |         | Stride length (m)            | 5.71     | 5.59     | 5.46     | 5.78     | 5.88     | 5.84     | 5.79     | 5.91    | 5.73    | 5.76    | 5.62    | 5.76     |        |
|        |         | Stride duration (s)          | 0.440    | 0.449    | 0.447    | 0.447    | 0.449    | 0.445    | 0.421    | 0.420   | 0.418   | 0.423   | 0.434   | 0.436    |        |
|        |         | Stride efficiency (%)        | 50.87    | 48.85    | 46.65    | 52.14    | 53.99    | 53.32    | 52.41    | 54.49   | 51.22   | 51.76   | 49.34   | 51.83    |        |
|        |         | Stride count                 | 35.05    | 35.77    | 36.61    | 34.62    | 34.03    | 34.24    | 34.54    | 33.87   | 34.93   | 34.75   | 35.59   | 451.44   |        |

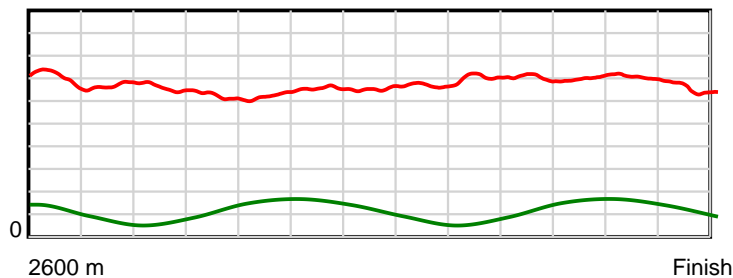
10 m Stride length



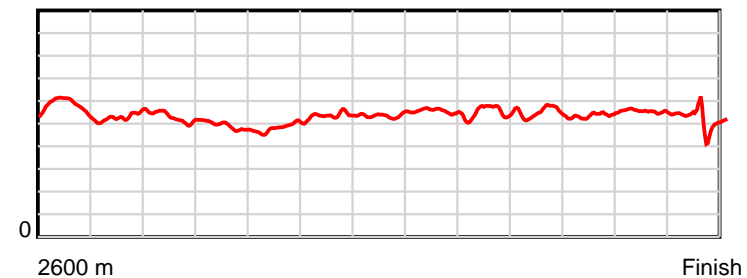
0.6 s Stride duration



20 m/sec Speed



100 % Stride efficiency



Note: Horizontal distance axis grid lines are 200m furlongs.

**Disclaimer.**

HRNZ and NZMTC and Thoroughbred Ratings Pty Ltd accepts no responsibility for the completeness or accuracy of any of the information contained herein, and makes no representations about its suitability for any particular purpose. Users should make their own judgements about those matters and/or seek independent advice. You assume all risks associated with use of the data provided on this page.