



Race Results

NZ Metropolitan Trotting Club Inc, HRNZ, June 28, 2024

Compilation date: June 28, 2024, 6:03:57 PM (NZST)

Copyright © 2024 HRNZ and NZMTC. All rights reserved.

Trademarks.

StrideMASTER is a registered trademark of Thoroughbred Ratings Pty Ltd.

Disclaimer.

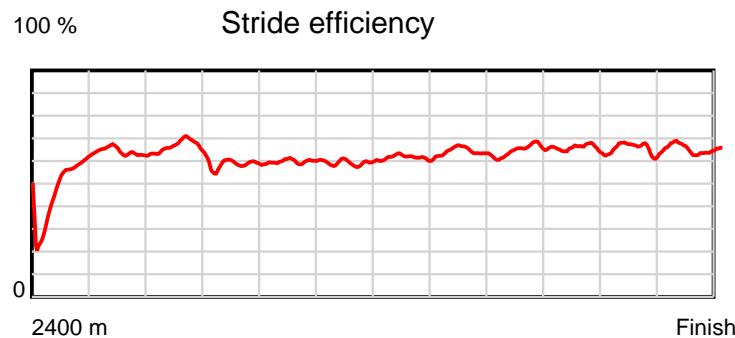
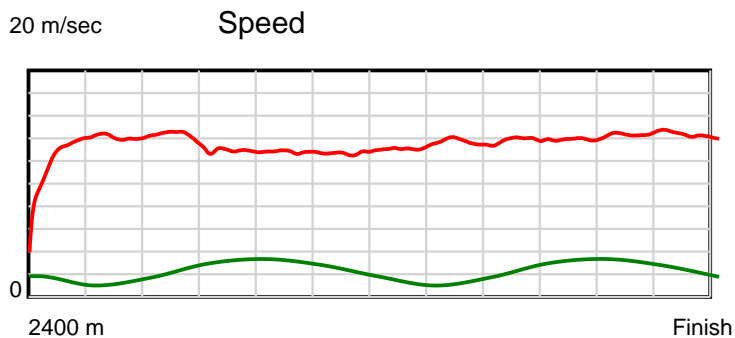
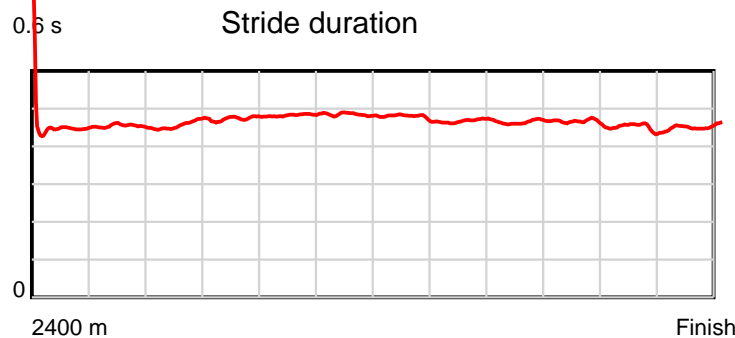
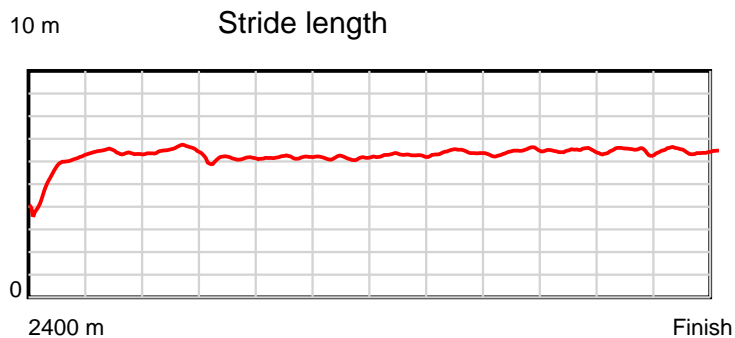
HRNZ and NZMTC and Thoroughbred Ratings Pty Ltd accepts no responsibility for the completeness or accuracy of any of the information contained herein, and makes no representations about its suitability for any particular purpose. Users should make their own judgements about those matters and/or seek independent advice. You assume all risks associated with use of the data provided on this page.



Race Results

June 28, 2024, Race 3, FAHEY FENCE HIRE PACE, Distance 2400m, Addington - Survey 3200m

Result	TAB no.	Horse (Barrier)	2400 to	2200m to	2000m to	1800m to	1600m to	1400m to	1200m to	1000m to	800m to	600m to	400m to	200m to	Total or	Margin
1st	11	Choco Lou (10)	2200m	2000m	1800m	1600m	1400m	1200m	1000m	800m	600m	400m	200m	WP	Average	
		Position in running (margin)	-	8(8.6)	8(9.3)	8(8.7)	8(8.5)	8(9.2)	7(7.0)	7(5.7)	6(4.9)	6(3.8)	6(3.8)	2(0.6)		0.00
		Sectional time (s)	18.40	14.56	14.07	15.75	15.73	15.54	15.60	14.89	14.35	14.48	14.14	14.03		
		Cumulative time (s)	181.54	163.14	148.58	134.51	118.76	103.03	87.49	71.89	57.00	42.65	28.17	14.03	3:01.54	
		Speed (m/s)	10.87	13.74	14.21	12.70	12.71	12.87	12.82	13.43	13.94	13.81	14.14	14.26	13.22	
		Stride length (m)	5.29	6.23	6.52	5.99	6.14	6.22	6.13	6.28	6.47	6.40	6.36	6.46	6.19	
		Stride duration (s)	0.446	0.454	0.459	0.472	0.483	0.484	0.478	0.467	0.465	0.463	0.449	0.453	0.468	
		Stride efficiency (%)	43.68	60.72	66.51	56.12	59.01	60.49	58.74	61.54	65.48	63.95	63.20	65.22	59.88	
		Stride count	37.83	32.08	30.66	33.37	32.55	32.14	32.62	31.87	30.90	31.26	31.45	30.96	387.69	



Note: Horizontal distance axis grid lines are 200m furlongs.

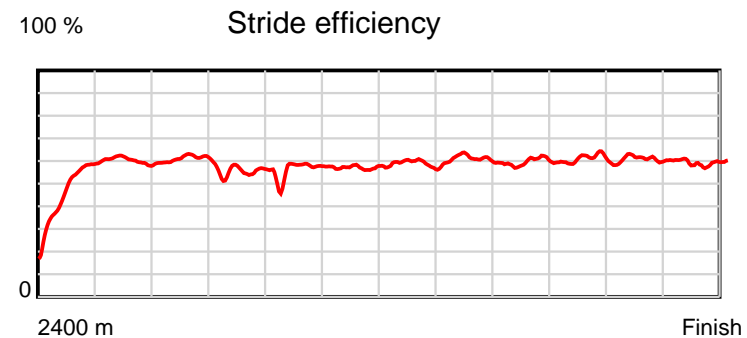
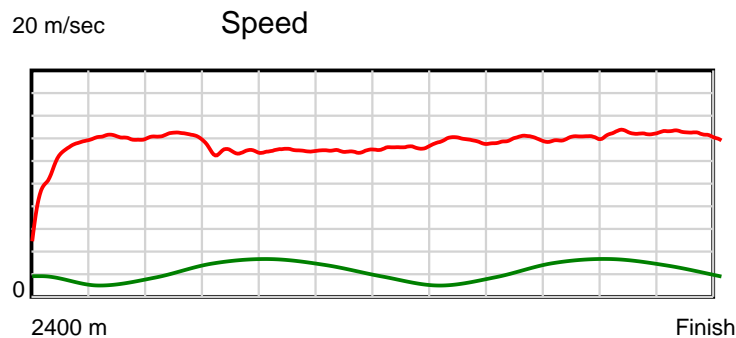
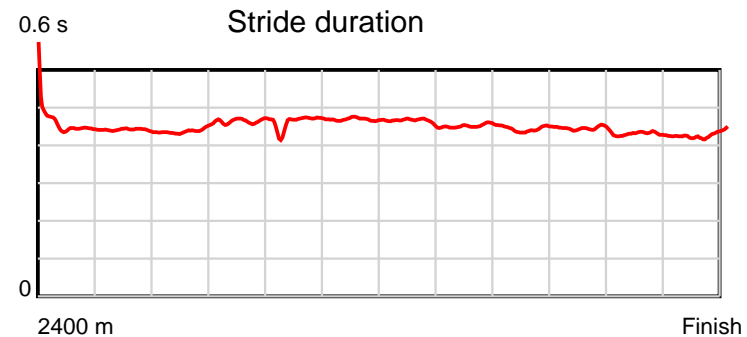
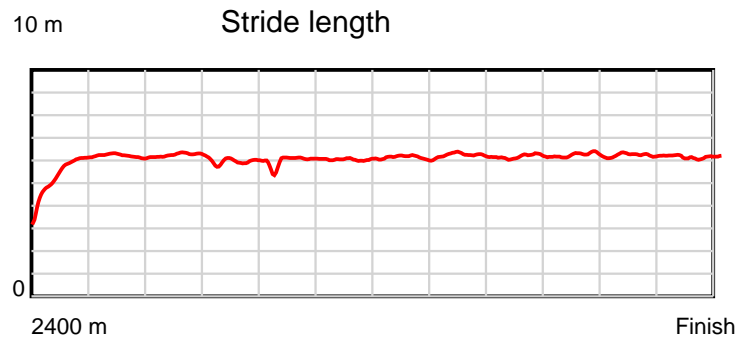
Disclaimer.

HRNZ and NZMTC and Thoroughbred Ratings Pty Ltd accepts no responsibility for the completeness or accuracy of any of the information contained herein, and makes no representations about its suitability for any particular purpose. Users should make their own judgements about those matters and/or seek independent advice. You assume all risks associated with use of the data provided on this page.

Race Results

June 28, 2024, Race 3, FAHEY FENCE HIRE PACE, Distance 2400m, Addington - Survey 3200m

Result	TAB no.	Horse (Barrier)	2400 to	2200m to	2000m to	1800m to	1600m to	1400m to	1200m to	1000m to	800m to	600m to	400m to	200m to	Total or	Margin
2nd	12	Sargent Best (11)	2200m	2000m	1800m	1600m	1400m	1200m	1000m	800m	600m	400m	200m	WP	Average	
		Position in running (margin)	-	10(10.8)	10(11.6)	10(11.3)	10(10.8)	10(11.1)	9(9.1)	9(8.0)	8(6.8)	8(5.6)	8(5.7)	5(3.0)		2.00
		Sectional time (s)	18.68	14.56	14.13	15.72	15.66	15.55	15.65	14.83	14.33	14.49	14.22	14.08		
		Cumulative time (s)	181.90	163.22	148.66	134.53	118.81	103.15	87.60	71.95	57.12	42.79	28.30	14.08	3:01.90	
		Speed (m/s)	10.71	13.74	14.15	12.72	12.77	12.86	12.78	13.49	13.96	13.80	14.06	14.20	13.19	
		Stride length (m)	5.33	6.05	6.23	5.91	5.89	6.03	5.91	6.10	6.19	6.10	6.05	6.11	5.98	
		Stride duration (s)	0.454	0.441	0.440	0.465	0.461	0.469	0.463	0.452	0.443	0.442	0.430	0.430	0.453	
		Stride efficiency (%)	44.33	57.25	60.68	54.60	54.18	56.74	54.61	58.08	59.87	58.11	57.16	58.26	55.91	
		Stride count	37.55	33.04	32.09	33.84	33.96	33.19	33.83	32.80	32.31	32.80	33.07	32.75	401.23	



Note: Horizontal distance axis grid lines are 200m furlongs.

Disclaimer.

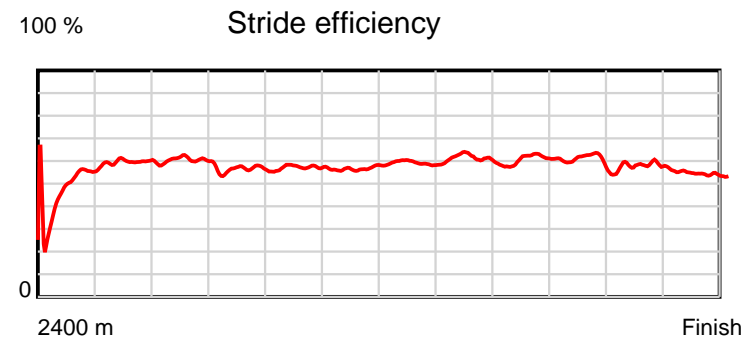
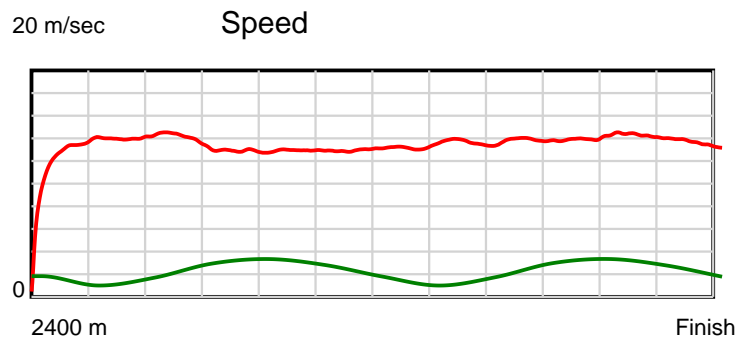
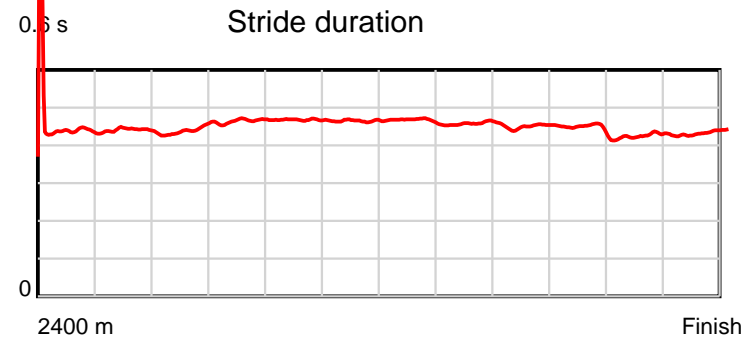
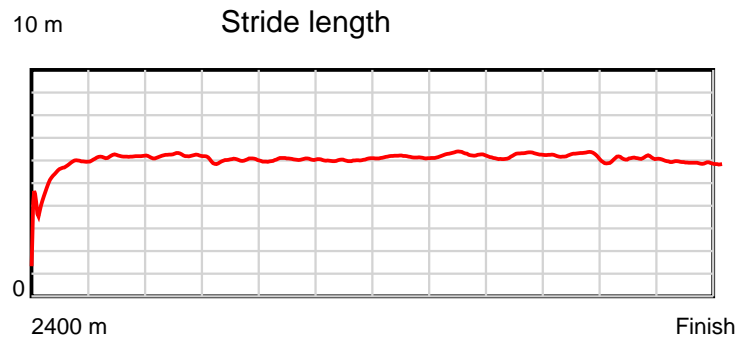
HRNZ and NZMTC and Thoroughbred Ratings Pty Ltd accepts no responsibility for the completeness or accuracy of any of the information contained herein, and makes no representations about its suitability for any particular purpose. Users should make their own judgements about those matters and/or seek independent advice. You assume all risks associated with use of the data provided on this page.



Race Results

June 28, 2024, Race 3, FAHEY FENCE HIRE PACE, Distance 2400m, Addington - Survey 3200m

Result	TAB no.	Horse (Barrier)	2400 to	2200m to	2000m to	1800m to	1600m to	1400m to	1200m to	1000m to	800m to	600m to	400m to	200m to	Total or	Margin
3rd	7	Changeforthebe... (7)	2200m	2000m	1800m	1600m	1400m	1200m	1000m	800m	600m	400m	200m	WP	Average	
		Position in running (margin)	-	6(6.5)	6(7.2)	6(7.1)	6(6.7)	6(6.9)	5(4.6)	4(3.2)	4(3.4)	4(2.4)	4(2.2)	1(0.0)		4.10
		Sectional time (s)	18.15	14.56	14.17	15.72	15.65	15.52	15.59	15.06	14.37	14.42	14.30	14.79		
		Cumulative time (s)	182.30	164.15	149.59	135.42	119.70	104.05	88.53	72.94	57.88	43.51	29.09	14.79	3:02.30	
		Speed (m/s)	11.02	13.74	14.11	12.72	12.78	12.89	12.83	13.28	13.92	13.87	13.99	13.52	13.16	
		Stride length (m)	5.09	6.06	6.23	5.91	5.98	5.99	5.98	6.08	6.26	6.13	5.97	5.87	5.95	
		Stride duration (s)	0.444	0.441	0.442	0.464	0.468	0.465	0.466	0.458	0.450	0.442	0.427	0.435	0.452	
		Stride efficiency (%)	40.41	57.31	60.74	54.59	55.83	56.09	55.83	57.76	61.26	58.79	55.62	53.93	55.26	
		Stride count	39.33	33.02	32.08	33.84	33.46	33.38	33.46	32.90	31.94	32.61	33.52	34.05	403.59	



Note: Horizontal distance axis grid lines are 200m furlongs.

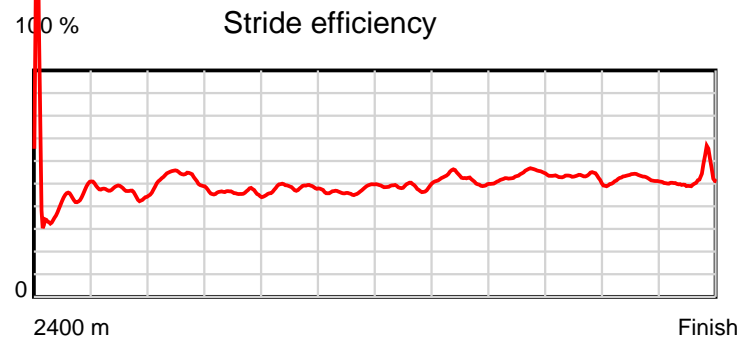
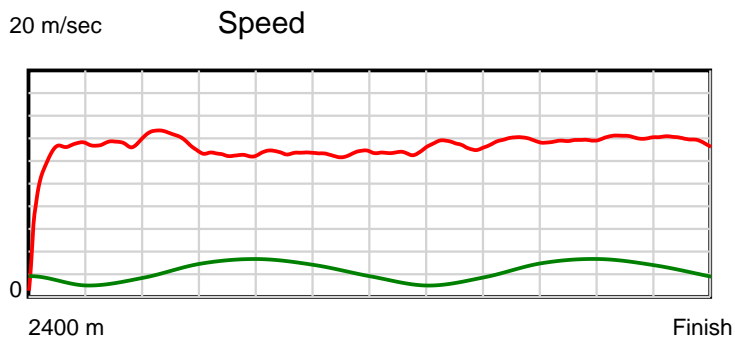
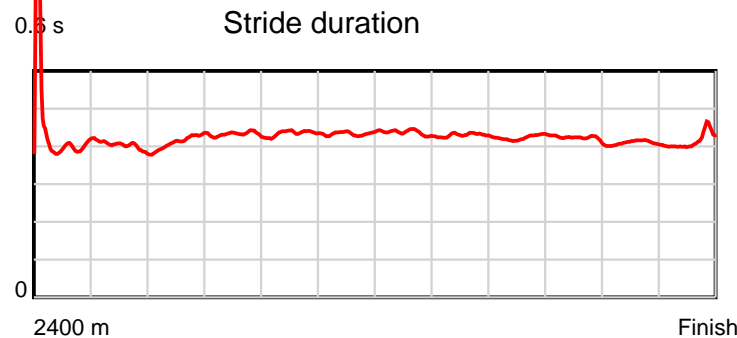
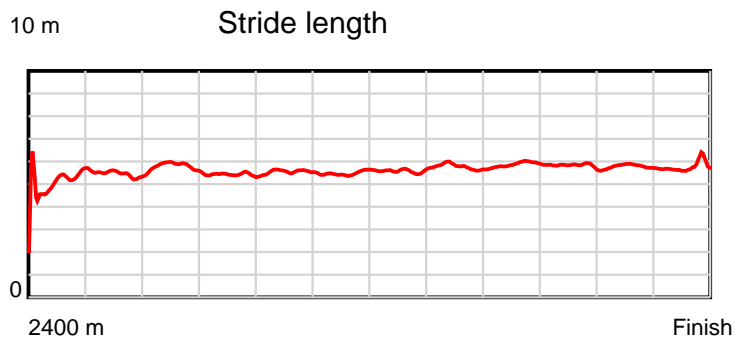
Disclaimer.

HRNZ and NZMTC and Thoroughbred Ratings Pty Ltd accepts no responsibility for the completeness or accuracy of any of the information contained herein, and makes no representations about its suitability for any particular purpose. Users should make their own judgements about those matters and/or seek independent advice. You assume all risks associated with use of the data provided on this page.

Race Results

June 28, 2024, Race 3, FAHEY FENCE HIRE PACE, Distance 2400m, Addington - Survey 3200m

Result	TAB no.	Horse (Barrier)	2400 to	2200m to	2000m to	1800m to	1600m to	1400m to	1200m to	1000m to	800m to	600m to	400m to	200m to	Total or	Margin
4th	3	Goorambat Art (3)	2200m	2000m	1800m	1600m	1400m	1200m	1000m	800m	600m	400m	200m	WP	Average	
		Position in running (margin)	-	4(2.2)	4(4.2)	5(5.7)	5(5.9)	5(6.0)	6(5.8)	7(5.8)	7(5.0)	7(4.9)	7(4.9)	4(2.6)		4.80
		Sectional time (s)	17.46	14.78	14.42	15.83	15.64	15.86	15.81	15.05	14.41	14.45	14.28	14.44		
		Cumulative time (s)	182.43	164.97	150.19	135.77	119.94	104.30	88.44	72.63	57.58	43.17	28.72	14.44	3:02.43	
		Speed (m/s)	11.45	13.53	13.87	12.63	12.79	12.61	12.65	13.29	13.88	13.84	14.01	13.85	13.16	
		Stride length (m)	4.89	5.42	5.75	5.46	5.56	5.47	5.52	5.71	5.88	5.83	5.73	5.73	5.57	
		Stride duration (s)	0.412	0.401	0.415	0.432	0.435	0.434	0.436	0.429	0.424	0.421	0.409	0.414	0.423	
		Stride efficiency (%)	37.37	45.95	51.74	46.52	48.32	46.78	47.63	50.91	54.02	53.10	51.37	51.27	48.43	
		Stride count	40.90	36.88	34.76	36.65	35.97	36.55	36.23	35.04	34.02	34.31	34.88	34.92	431.11	



Note: Horizontal distance axis grid lines are 200m furlongs.

Disclaimer.

HRNZ and NZMTC and Thoroughbred Ratings Pty Ltd accepts no responsibility for the completeness or accuracy of any of the information contained herein, and makes no representations about its suitability for any particular purpose. Users should make their own judgements about those matters and/or seek independent advice. You assume all risks associated with use of the data provided on this page.



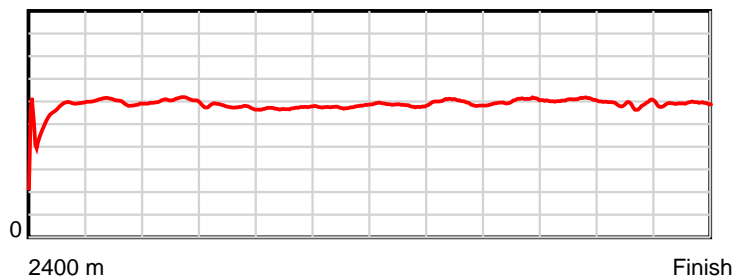
Race Results



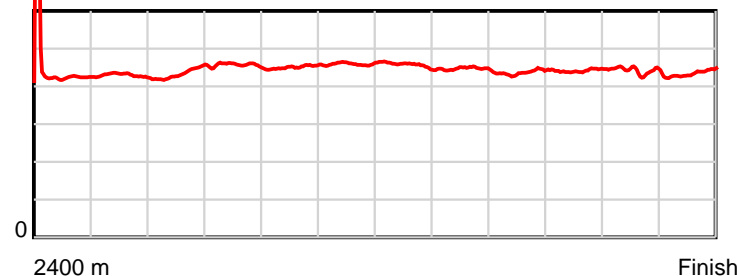
June 28, 2024, Race 3, FAHEY FENCE HIRE PACE, Distance 2400m, Addington - Survey 3200m

Result	TAB no.	Horse (Barrier)	2400 to	2200m to	2000m to	1800m to	1600m to	1400m to	1200m to	1000m to	800m to	600m to	400m to	200m to	Total or	Margin
5th	6	Zia Bromac (6)	2200m	2000m	1800m	1600m	1400m	1200m	1000m	800m	600m	400m	200m	WP	Average	
		Position in running (margin)	-	1(0.0)	1(0.0)	2(2.0)	2(2.2)	2(2.0)	3(2.4)	3(2.1)	3(1.9)	3(1.9)	3(1.9)	6(3.8)		6.80
		Sectional time (s)	17.03	14.44	14.51	15.83	15.61	15.87	14.98	14.51	14.47	14.98	14.69	14.69		
		Cumulative time (s)	182.81	165.78	151.34	136.83	121.00	105.39	89.52	73.63	58.65	44.14	29.67	14.69	3:02.81	
		Speed (m/s)	11.74	13.85	13.78	12.63	12.81	12.60	12.59	13.35	13.78	13.82	13.35	13.61	13.13	
		Stride length (m)	5.23	5.95	6.01	5.76	5.78	5.79	5.74	5.95	6.01	6.09	5.89	5.94	5.84	
		Stride duration (s)	0.432	0.429	0.436	0.456	0.451	0.459	0.456	0.446	0.436	0.441	0.441	0.436	0.445	
		Stride efficiency (%)	42.73	55.27	56.42	51.84	52.23	52.39	51.55	55.38	56.54	58.05	54.29	55.14	53.26	
		Stride count	38.25	33.63	33.29	34.72	34.59	34.54	34.82	33.60	33.25	32.81	33.93	33.67	411.10	

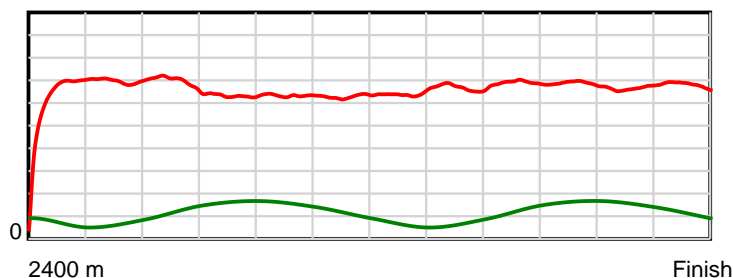
10 m Stride length



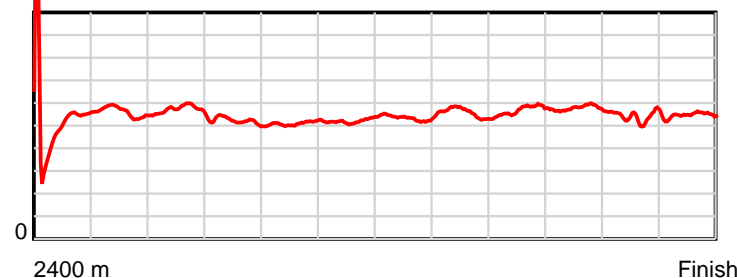
0.5 s Stride duration



20 m/sec Speed



100 % Stride efficiency



Note: Horizontal distance axis grid lines are 200m furlongs.

Disclaimer.

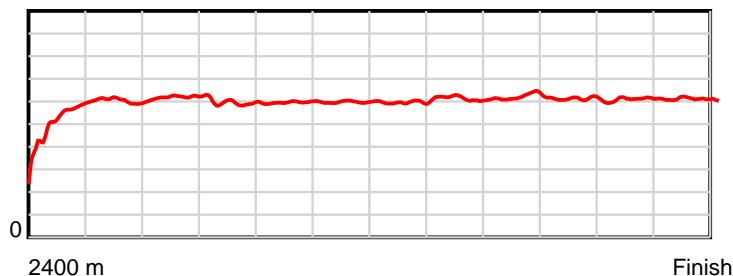
HRNZ and NZMTC and Thoroughbred Ratings Pty Ltd accepts no responsibility for the completeness or accuracy of any of the information contained herein, and makes no representations about its suitability for any particular purpose. Users should make their own judgements about those matters and/or seek independent advice. You assume all risks associated with use of the data provided on this page.

Race Results

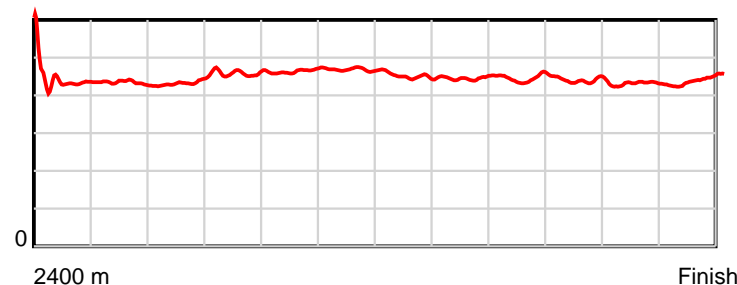
June 28, 2024, Race 3, FAHEY FENCE HIRE PACE, Distance 2400m, Addington - Survey 3200m

Result	TAB no.	Horse (Barrier)	2400 to	2200m to	2000m to	1800m to	1600m to	1400m to	1200m to	1000m to	800m to	600m to	400m to	200m to	Total or	Margin
6th	5	Interpol (5)	2200m	2000m	1800m	1600m	1400m	1200m	1000m	800m	600m	400m	200m	WP	Average	
		Position in running (margin)	-	11(12.7)	11(14.1)	11(13.0)	11(12.5)	11(13.4)	11(11.8)	10(9.3)	10(8.5)	10(7.4)	11(7.6)	10(5.7)		7.30
		Sectional time (s)	19.06	14.68	13.99	15.70	15.77	15.63	15.41	14.89	14.35	14.51	14.35	14.55		
		Cumulative time (s)	182.89	163.83	149.15	135.16	119.46	103.69	88.06	72.65	57.76	43.41	28.90	14.55	3:02.89	
		Speed (m/s)	10.49	13.62	14.30	12.74	12.68	12.80	12.98	13.43	13.94	13.78	13.94	13.75	13.12	
		Stride length (m)	4.91	5.90	6.21	5.85	5.89	5.99	5.85	5.99	6.21	6.03	6.01	6.09	5.89	
		Stride duration (s)	0.437	0.433	0.435	0.460	0.465	0.468	0.450	0.446	0.446	0.437	0.431	0.443	0.449	
		Stride efficiency (%)	37.72	54.48	60.29	53.57	54.26	56.07	53.39	56.13	60.33	56.83	56.43	57.96	54.25	
		Stride count	40.71	33.87	32.20	34.16	33.94	33.39	34.22	33.37	32.19	33.16	33.28	32.84	407.33	

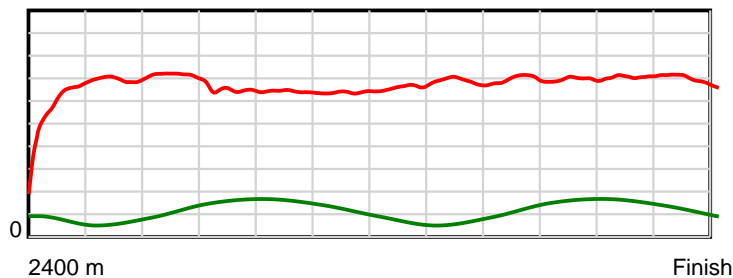
10 m Stride length



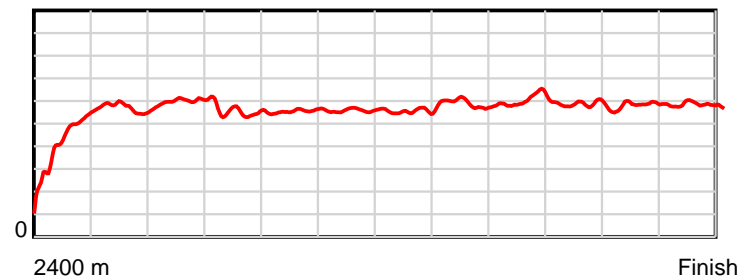
0.6 s Stride duration



20 m/sec Speed



100 % Stride efficiency



Note: Horizontal distance axis grid lines are 200m furlongs.

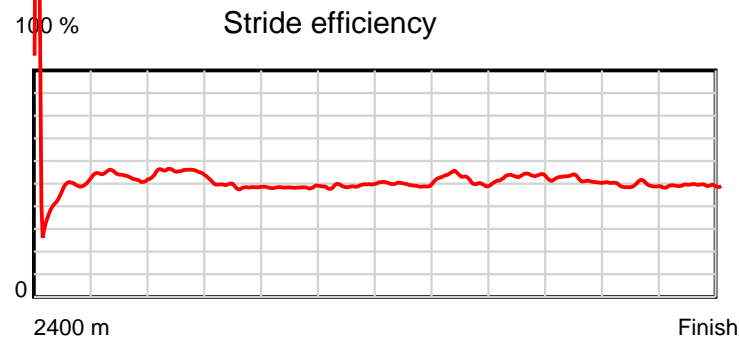
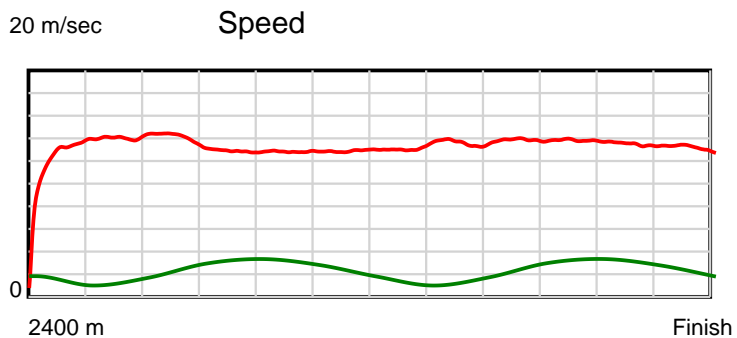
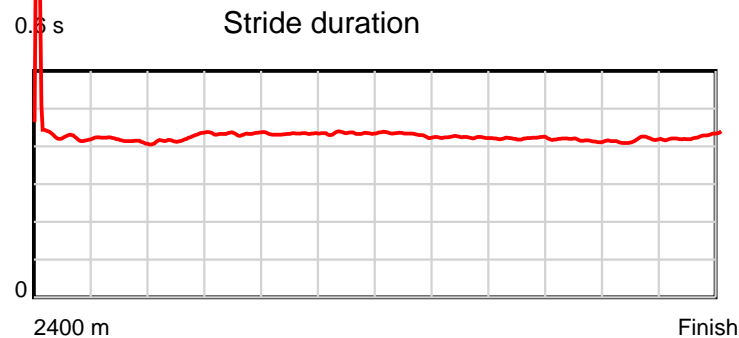
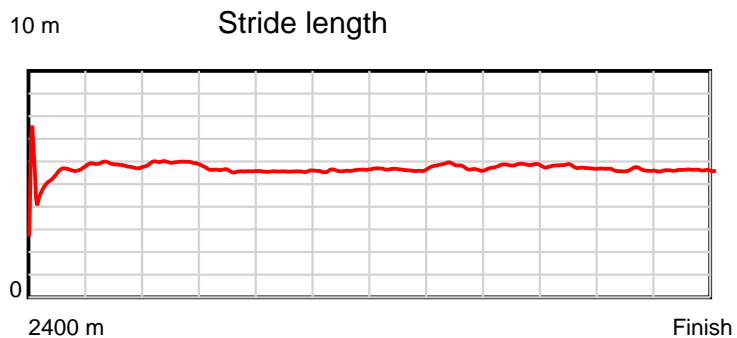
Disclaimer.

HRNZ and NZMTC and Thoroughbred Ratings Pty Ltd accepts no responsibility for the completeness or accuracy of any of the information contained herein, and makes no representations about its suitability for any particular purpose. Users should make their own judgements about those matters and/or seek independent advice. You assume all risks associated with use of the data provided on this page.

Race Results

June 28, 2024, Race 3, FAHEY FENCE HIRE PACE, Distance 2400m, Addington - Survey 3200m

Result	TAB no.	Horse (Barrier)	2400 to	2200m to	2000m to	1800m to	1600m to	1400m to	1200m to	1000m to	800m to	600m to	400m to	200m to	Total or	Margin
7th	4	Hilda Maud (4)	2200m	2000m	1800m	1600m	1400m	1200m	1000m	800m	600m	400m	200m	WP	Average	
		Position in running (margin)	-	5(4.1)	5(4.7)	4(5.1)	4(4.3)	4(5.1)	3(2.8)	2(1.2)	2(1.0)	2(0.7)	2(0.7)	3(2.2)		8.20
		Sectional time (s)	17.80	14.54	14.24	15.65	15.75	15.51	15.57	15.00	14.38	14.57	14.91	15.13		
		Cumulative time (s)	183.05	165.25	150.71	136.47	120.82	105.07	89.56	73.99	58.99	44.61	30.04	15.13	3:03.05	
		Speed (m/s)	11.23	13.76	14.04	12.78	12.70	12.89	12.85	13.33	13.91	13.73	13.41	13.22	13.11	
		Stride length (m)	5.19	5.72	5.94	5.54	5.51	5.61	5.54	5.65	5.86	5.71	5.59	5.64	5.62	
		Stride duration (s)	0.437	0.416	0.423	0.434	0.434	0.435	0.431	0.424	0.421	0.416	0.417	0.427	0.429	
		Stride efficiency (%)	42.12	51.07	55.14	47.97	47.36	49.17	47.88	49.85	53.58	50.99	48.82	49.79	49.33	
		Stride count	38.52	34.98	33.67	36.10	36.33	35.65	36.13	35.41	34.15	35.01	35.78	35.43	427.16	



Note: Horizontal distance axis grid lines are 200m furlongs.

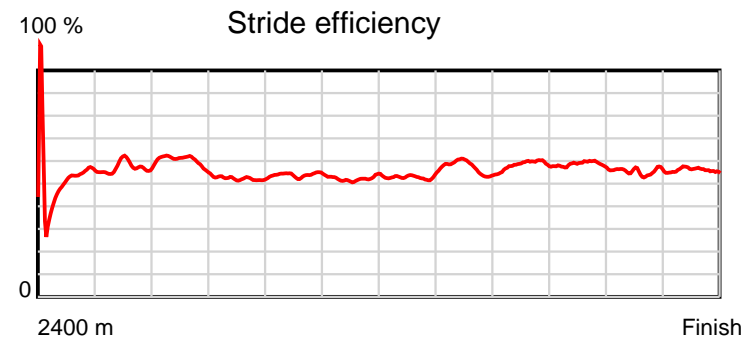
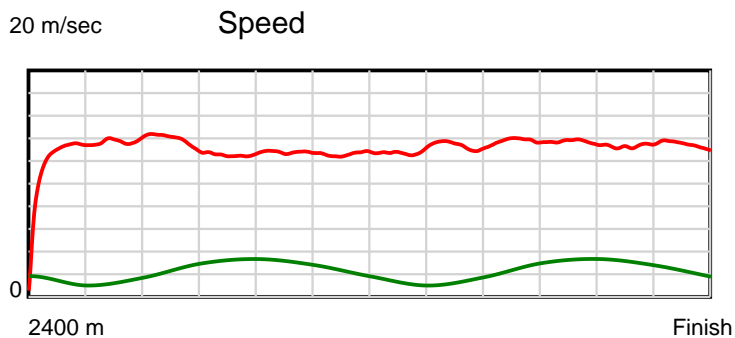
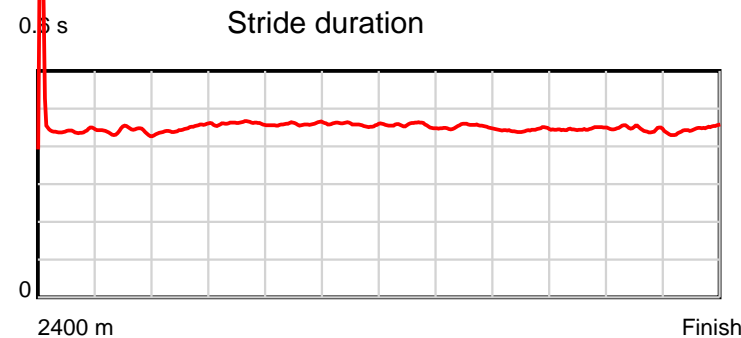
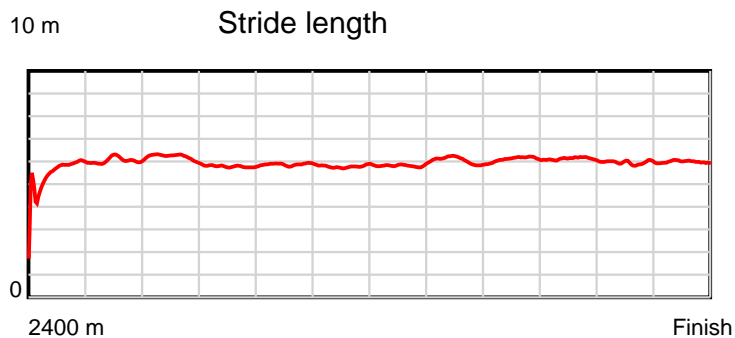
Disclaimer.

HRNZ and NZMTC and Thoroughbred Ratings Pty Ltd accepts no responsibility for the completeness or accuracy of any of the information contained herein, and makes no representations about its suitability for any particular purpose. Users should make their own judgements about those matters and/or seek independent advice. You assume all risks associated with use of the data provided on this page.

Race Results

June 28, 2024, Race 3, FAHEY FENCE HIRE PACE, Distance 2400m, Addington - Survey 3200m

Result	TAB no.	Horse (Barrier)	2400 to	2200m to	2000m to	1800m to	1600m to	1400m to	1200m to	1000m to	800m to	600m to	400m to	200m to	Total or	Margin
8th	2	He's A Jackala... (2)	2200m	2000m	1800m	1600m	1400m	1200m	1000m	800m	600m	400m	200m	WP	Average	
		Position in running (margin)	-	2(0.5)	3(1.6)	3(3.6)	3(4.1)	3(4.5)	4(4.2)	5(3.8)	5(4.0)	5(3.6)	5(3.8)	9(5.6)		9.70
		Sectional time (s)	16.98	14.62	14.51	15.88	15.68	15.84	15.75	15.06	14.48	14.50	14.96	15.07		
		Cumulative time (s)	183.33	166.35	151.73	137.22	121.34	105.66	89.82	74.07	59.01	44.53	30.03	15.07	3:03.33	
		Speed (m/s)	11.78	13.68	13.78	12.59	12.76	12.63	12.70	13.28	13.81	13.79	13.37	13.27	13.09	
		Stride length (m)	5.42	6.02	6.18	5.80	5.86	5.78	5.79	6.00	6.12	6.15	5.96	5.91	5.91	
		Stride duration (s)	0.449	0.440	0.448	0.461	0.459	0.458	0.456	0.452	0.443	0.446	0.446	0.445	0.451	
		Stride efficiency (%)	45.90	56.69	59.66	52.58	53.60	52.26	52.32	56.32	58.47	59.15	55.55	54.59	54.56	
		Stride count	36.90	33.21	32.37	34.48	34.15	34.58	34.56	33.31	32.70	32.51	33.54	33.84	406.15	



Note: Horizontal distance axis grid lines are 200m furlongs.

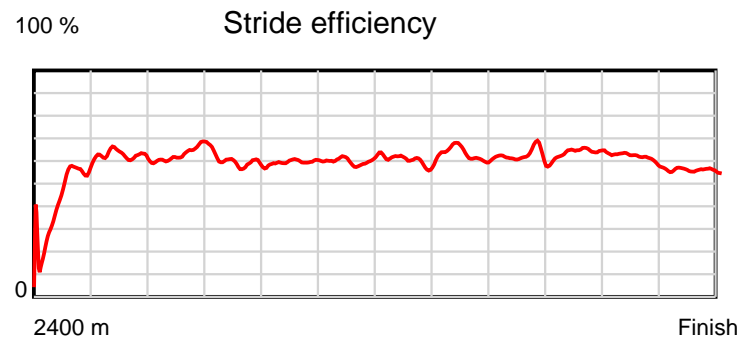
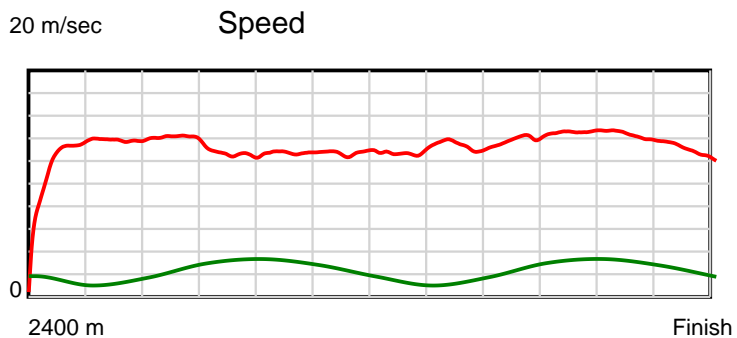
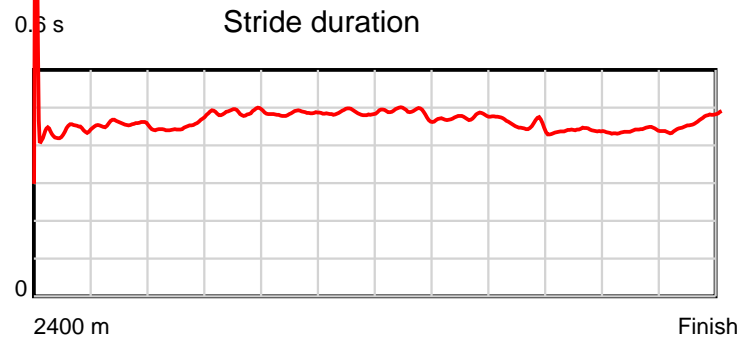
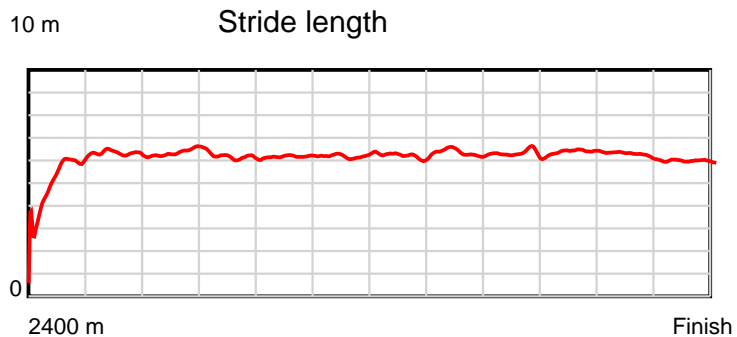
Disclaimer.

HRNZ and NZMTC and Thoroughbred Ratings Pty Ltd accepts no responsibility for the completeness or accuracy of any of the information contained herein, and makes no representations about its suitability for any particular purpose. Users should make their own judgements about those matters and/or seek independent advice. You assume all risks associated with use of the data provided on this page.

Race Results

June 28, 2024, Race 3, FAHEY FENCE HIRE PACE, Distance 2400m, Addington - Survey 3200m

Result	TAB no.	Horse (Barrier)	2400 to	2200m to	2000m to	1800m to	1600m to	1400m to	1200m to	1000m to	800m to	600m to	400m to	200m to	Total or	Margin
9th	1	Jaccka Opa (1)	2200m	2000m	1800m	1600m	1400m	1200m	1000m	800m	600m	400m	200m	WP	Average	
		Position in running (margin)	-	9(9.8)	9(10.7)	9(10.7)	9(10.3)	9(10.5)	10(9.6)	11(9.4)	11(9.6)	11(8.4)	9(5.7)	8(4.9)		12.00
		Sectional time (s)	18.66	14.60	14.18	15.73	15.66	15.74	15.80	15.06	14.34	14.03	14.53	15.43		
		Cumulative time (s)	183.76	165.10	150.50	136.32	120.59	104.93	89.19	73.39	58.33	43.99	29.96	15.43	3:03.76	
		Speed (m/s)	10.72	13.70	14.10	12.71	12.77	12.71	12.66	13.28	13.95	14.26	13.76	12.96	13.06	
		Stride length (m)	4.91	6.25	6.38	6.21	6.19	6.19	6.17	6.31	6.34	6.26	6.04	6.04	6.08	
		Stride duration (s)	0.453	0.456	0.452	0.488	0.485	0.487	0.487	0.475	0.454	0.439	0.439	0.466	0.466	
		Stride efficiency (%)	37.71	61.13	63.62	60.27	59.95	59.85	59.40	62.24	62.76	61.16	57.08	56.96	57.77	
		Stride count	40.71	31.98	31.34	32.20	32.29	32.32	32.44	31.69	31.56	31.97	33.09	33.13	394.72	



Note: Horizontal distance axis grid lines are 200m furlongs.

Disclaimer.

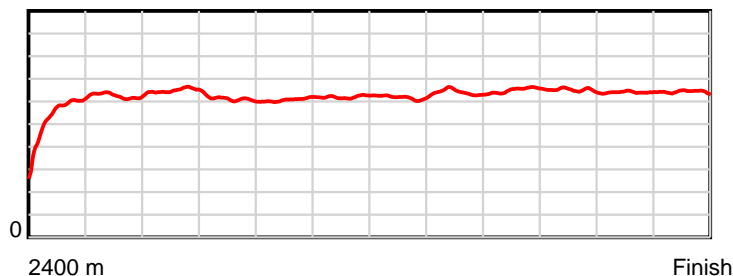
HRNZ and NZMTC and Thoroughbred Ratings Pty Ltd accepts no responsibility for the completeness or accuracy of any of the information contained herein, and makes no representations about its suitability for any particular purpose. Users should make their own judgements about those matters and/or seek independent advice. You assume all risks associated with use of the data provided on this page.

Race Results

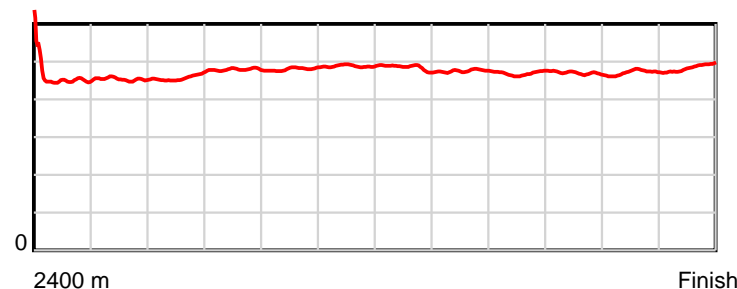
June 28, 2024, Race 3, FAHEY FENCE HIRE PACE, Distance 2400m, Addington - Survey 3200m

Result	TAB no.	Horse (Barrier)	2400 to	2200m to	2000m to	1800m to	1600m to	1400m to	1200m to	1000m to	800m to	600m to	400m to	200m to	Total or	Margin
10th	10	Santanna Mach (9)	2200m	2000m	1800m	1600m	1400m	1200m	1000m	800m	600m	400m	200m	WP	Average	
		Position in running (margin)	-	7(7.2)	7(8.3)	7(8.5)	7(7.5)	7(8.2)	8(7.6)	8(7.2)	9(7.6)	9(7.1)	10(6.7)	11(6.9)		12.20
		Sectional time (s)	18.30	14.63	14.21	15.64	15.73	15.78	15.77	15.11	14.44	14.40	14.69	15.10		
		Cumulative time (s)	183.80	165.50	150.87	136.66	121.02	105.29	89.51	73.74	58.63	44.19	29.79	15.10	3:03.80	
		Speed (m/s)	10.93	13.67	14.07	12.79	12.71	12.67	12.68	13.24	13.85	13.89	13.61	13.25	13.06	
		Stride length (m)	5.44	6.20	6.44	6.13	6.11	6.19	6.14	6.30	6.50	6.52	6.42	6.43	6.22	
		Stride duration (s)	0.459	0.454	0.458	0.479	0.481	0.488	0.484	0.476	0.469	0.469	0.471	0.485	0.476	
		Stride efficiency (%)	46.25	60.10	64.89	58.66	58.37	59.84	58.90	61.94	65.95	66.37	64.34	64.65	60.47	
		Stride count	36.76	32.25	31.04	32.64	32.72	32.32	32.58	31.77	30.79	30.69	31.17	31.09	385.82	

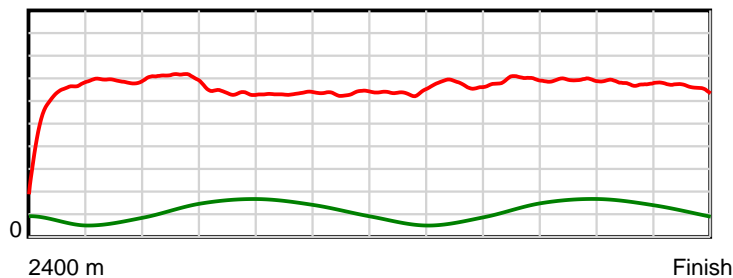
10 m Stride length



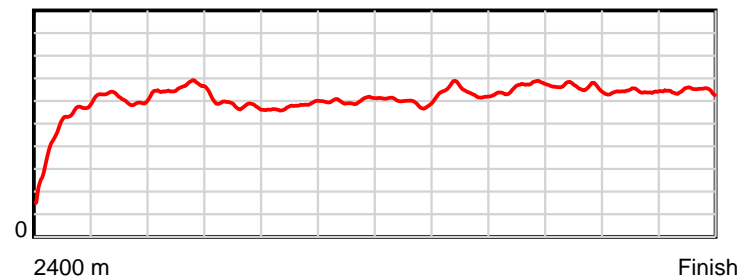
0.6 s Stride duration



20 m/sec Speed



100 % Stride efficiency



Note: Horizontal distance axis grid lines are 200m furlongs.

Disclaimer.

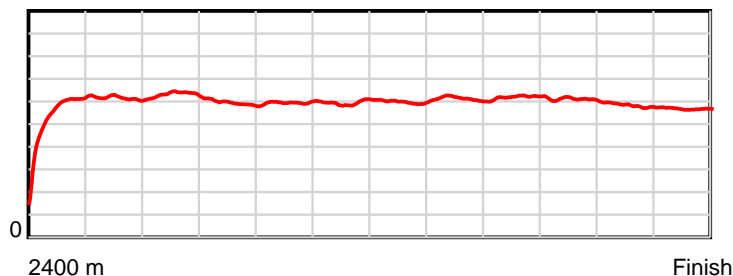
HRNZ and NZMTC and Thoroughbred Ratings Pty Ltd accepts no responsibility for the completeness or accuracy of any of the information contained herein, and makes no representations about its suitability for any particular purpose. Users should make their own judgements about those matters and/or seek independent advice. You assume all risks associated with use of the data provided on this page.

Race Results

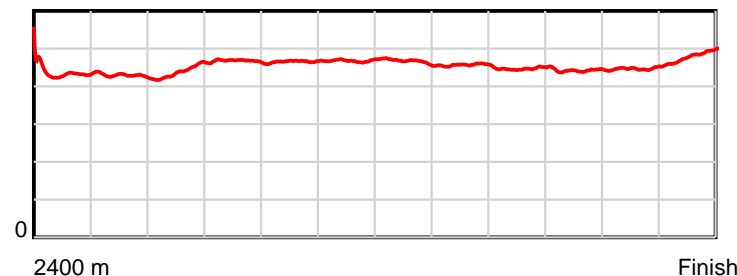
June 28, 2024, Race 3, FAHEY FENCE HIRE PACE, Distance 2400m, Addington - Survey 3200m

Result	TAB no.	Horse (Barrier)	2400 to	2200m to	2000m to	1800m to	1600m to	1400m to	1200m to	1000m to	800m to	600m to	400m to	200m to	Total or	Margin
11th	8	Stubing (8)	2200m	2000m	1800m	1600m	1400m	1200m	1000m	800m	600m	400m	200m	WP	Average	
		Position in running (margin)	-	3(1.8)	2(0.8)	1(0.0)	1(0.0)	1(0.0)	1(0.0)	1(0.0)	1(0.0)	1(0.0)	1(0.0)	7(4.5)		20.30
		Sectional time (s)	17.28	14.28	14.04	15.80	15.61	15.90	15.82	15.03	14.53	14.47	15.42	17.11		
		Cumulative time (s)	185.29	168.01	153.73	139.69	123.89	108.28	92.38	76.56	61.53	47.00	32.53	17.11	3:05.29	
		Speed (m/s)	11.57	14.01	14.25	12.66	12.81	12.58	12.64	13.31	13.76	13.82	12.97	11.69	12.95	
		Stride length (m)	5.18	5.99	6.31	5.92	5.97	5.89	5.89	6.07	6.16	6.10	5.81	5.63	5.90	
		Stride duration (s)	0.438	0.428	0.443	0.467	0.466	0.468	0.466	0.456	0.447	0.441	0.448	0.482	0.455	
		Stride efficiency (%)	41.93	56.14	62.24	54.72	55.72	54.20	54.15	57.49	59.21	58.14	52.81	49.60	54.33	
		Stride count	38.61	33.37	31.69	33.80	33.49	33.96	33.97	32.97	32.49	32.79	34.40	35.50	407.04	

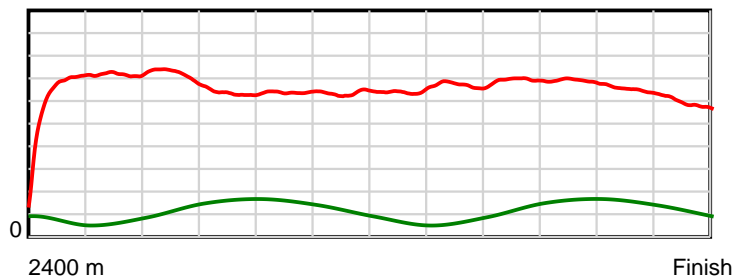
10 m Stride length



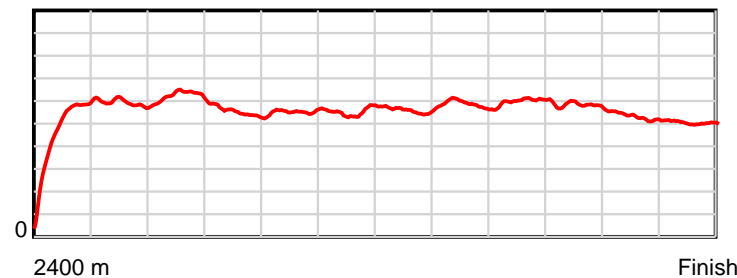
0.6 s Stride duration



20 m/sec Speed



100 % Stride efficiency



Note: Horizontal distance axis grid lines are 200m furlongs.

Disclaimer.

HRNZ and NZMTC and Thoroughbred Ratings Pty Ltd accepts no responsibility for the completeness or accuracy of any of the information contained herein, and makes no representations about its suitability for any particular purpose. Users should make their own judgements about those matters and/or seek independent advice. You assume all risks associated with use of the data provided on this page.