



## Race Results

NZ Metropolitan Trotting Club Inc, HRNZ, June 28, 2024

Compilation date: June 28, 2024, 8:04:29 PM (NZST)

Copyright © 2024 HRNZ and NZMTC. All rights reserved.

### Trademarks.

StrideMASTER is a registered trademark of Thoroughbred Ratings Pty Ltd.

### Disclaimer.

HRNZ and NZMTC and Thoroughbred Ratings Pty Ltd accepts no responsibility for the completeness or accuracy of any of the information contained herein, and makes no representations about its suitability for any particular purpose. Users should make their own judgements about those matters and/or seek independent advice. You assume all risks associated with use of the data provided on this page.



# Race Results



June 28, 2024, Race 7, STORER MOTORS HANDICAP PACE, Distance 2600m, Addington - Survey 3200m

Result	TAB no.	Horse (Barrier)	2600 to	2400m to
1st	8	<b>Franco Sinatra (1)</b>	<b>2400m</b>	<b>2200m</b>
		Position in running (margin)	-	7(17.1)
		Sectional time (s)	19.03	14.31
		Cumulative time (s)	196.66	177.63
		Speed (m/s)	10.51	13.98
		Stride length (m)	6.21	6.70
		Stride duration (s)	0.467	0.480
		Stride efficiency (%)	60.17	70.21
		Stride count	32.23	29.84

#### Disclaimer.

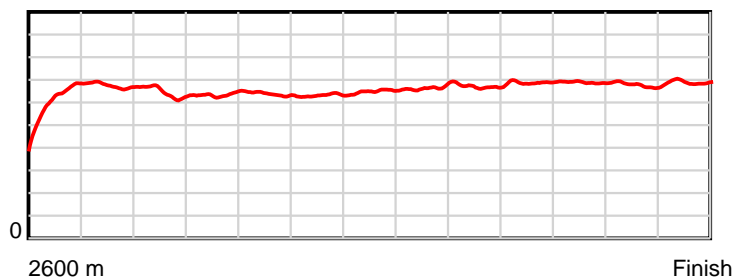
HRNZ and NZMTC and Thoroughbred Ratings Pty Ltd accepts no responsibility for the completeness or accuracy of any of the information contained herein, and makes no representations about its suitability for any particular purpose. Users should make their own judgements about those matters and/or seek independent advice. You assume all risks associated with use of the data provided on this page.

# Race Results

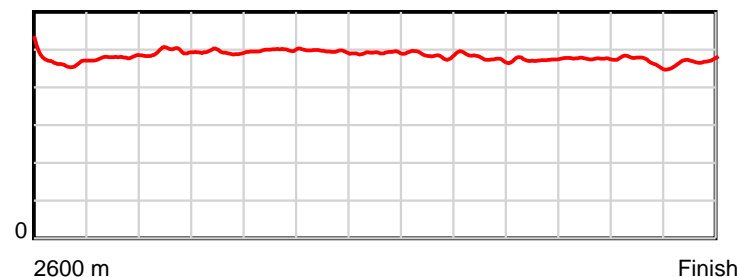
June 28, 2024, Race 7, STORER MOTORS HANDICAP PACE, Distance 2600m, Addington - Survey 3200m

Result	TAB no.	Horse (Barrier)	2200m to	2000m to	1800m to	1600m to	1400m to	1200m to	1000m to	800m to	600m to	400m to	200m to	Total or	Margin
1st	8	<b>Franco Sinatra (1)</b>	<b>2000m</b>	<b>1800m</b>	<b>1600m</b>	<b>1400m</b>	<b>1200m</b>	<b>1000m</b>	<b>800m</b>	<b>600m</b>	<b>400m</b>	<b>200m</b>	<b>WP</b>	<b>Average</b>	
		Position in running (margin)	7(16.9)	7(16.1)	7(14.4)	7(13.5)	7(13.0)	7(10.0)	5(5.5)	4(3.5)	4(2.4)	4(2.1)	3(1.0)		0.00
		Sectional time (s)	15.37	15.59	15.85	15.94	15.22	14.90	14.37	13.82	14.23	14.29	13.74		
		Cumulative time (s)	163.32	147.95	132.36	116.51	100.57	85.35	70.45	56.08	42.26	28.03	13.74	3:16.66	
		Speed (m/s)	13.01	12.83	12.62	12.55	13.14	13.42	13.92	14.47	14.05	14.00	14.56	13.22	
		Stride length (m)	6.44	6.33	6.29	6.22	6.46	6.53	6.65	6.86	6.69	6.56	6.86	6.51	
		Stride duration (s)	0.495	0.493	0.499	0.496	0.491	0.486	0.478	0.474	0.476	0.468	0.471	0.493	
		Stride efficiency (%)	64.75	62.52	61.89	60.55	65.15	66.61	69.06	73.49	69.84	67.15	73.46	66.31	
		Stride count	31.07	31.62	31.78	32.13	30.98	30.63	30.08	29.16	29.92	30.51	29.17	399.12	

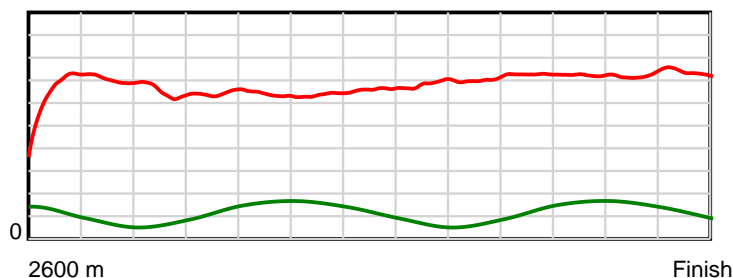
10 m Stride length



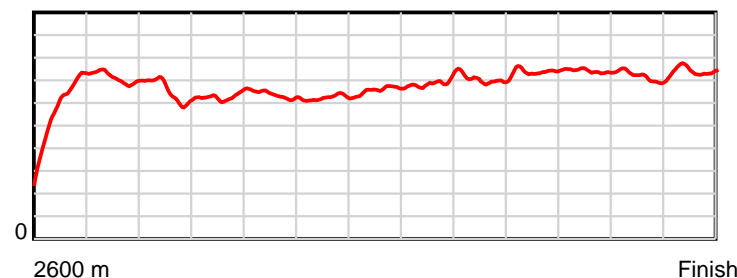
0.6 s Stride duration



20 m/sec Speed



100 % Stride efficiency



Note: Horizontal distance axis grid lines are 200m furlongs.

### Disclaimer.

HRNZ and NZMTC and Thoroughbred Ratings Pty Ltd accepts no responsibility for the completeness or accuracy of any of the information contained herein, and makes no representations about its suitability for any particular purpose. Users should make their own judgements about those matters and/or seek independent advice. You assume all risks associated with use of the data provided on this page.



# Race Results



June 28, 2024, Race 7, STORER MOTORS HANDICAP PACE, Distance 2600m, Addington - Survey 3200m

Result	TAB no.	Horse (Barrier)	2600 to	2400m to
2nd	2	<b>Bryce's Meddle (4)</b>	<b>2400m</b>	<b>2200m</b>
		Position in running (margin)	-	5(7.8)
		Sectional time (s)	17.69	15.05
		Cumulative time (s)	196.76	179.07
		Speed (m/s)	11.31	13.29
		Stride length (m)	5.58	6.54
		Stride duration (s)	0.470	0.492
		Stride efficiency (%)	48.67	66.93
		Stride count	35.84	30.56

#### Disclaimer.

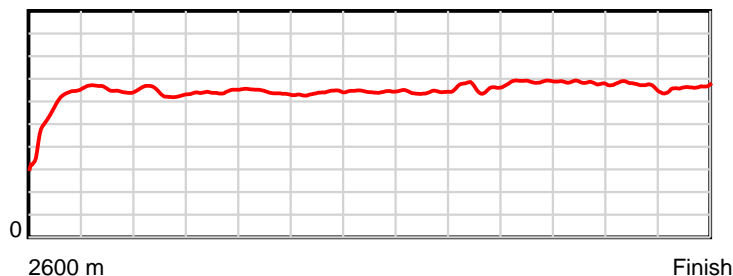
HRNZ and NZMTC and Thoroughbred Ratings Pty Ltd accepts no responsibility for the completeness or accuracy of any of the information contained herein, and makes no representations about its suitability for any particular purpose. Users should make their own judgements about those matters and/or seek independent advice. You assume all risks associated with use of the data provided on this page.

# Race Results

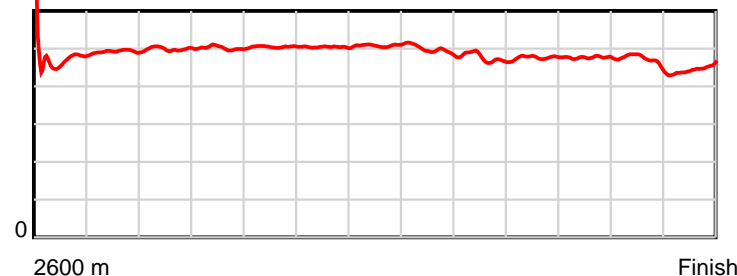
June 28, 2024, Race 7, STORER MOTORS HANDICAP PACE, Distance 2600m, Addington - Survey 3200m

Result	TAB no.	Horse (Barrier)	2200m to	2000m to	1800m to	1600m to	1400m to	1200m to	1000m to	800m to	600m to	400m to	200m to	Total or	Margin
2nd	2	Bryce's Meddle (4)	2000m	1800m	1600m	1400m	1200m	1000m	800m	600m	400m	200m	WP	Average	
		Position in running (margin)	5(12.1)	5(11.8)	5(10.5)	5(9.1)	5(8.6)	6(8.5)	7(7.4)	6(5.4)	6(4.6)	6(3.9)	5(2.8)		0.50
		Sectional time (s)	15.47	15.65	15.76	15.95	15.69	15.46	14.36	13.89	14.14	14.30	13.35		
		Cumulative time (s)	164.02	148.55	132.90	117.14	101.19	85.50	70.04	55.68	41.79	27.65	13.35	3:16.76	
		Speed (m/s)	12.93	12.78	12.69	12.54	12.75	12.94	13.93	14.40	14.14	13.99	14.98	13.21	
		Stride length (m)	6.46	6.41	6.41	6.32	6.48	6.43	6.62	6.86	6.73	6.53	6.72	6.46	
		Stride duration (s)	0.499	0.501	0.505	0.504	0.509	0.497	0.476	0.477	0.476	0.467	0.449	0.489	
		Stride efficiency (%)	65.13	64.14	64.20	62.45	65.67	64.69	68.52	73.62	70.88	66.71	70.64	65.11	
		Stride count	30.98	31.22	31.20	31.64	30.85	31.09	30.20	29.14	29.70	30.61	29.75	402.78	

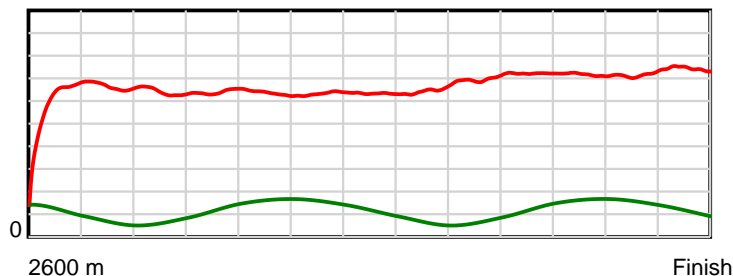
10 m Stride length



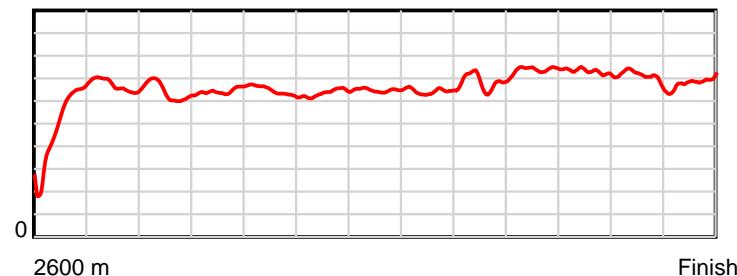
0.6 s Stride duration



20 m/sec Speed



100 % Stride efficiency



Note: Horizontal distance axis grid lines are 200m furlongs.

## Disclaimer.

HRNZ and NZMTC and Thoroughbred Ratings Pty Ltd accepts no responsibility for the completeness or accuracy of any of the information contained herein, and makes no representations about its suitability for any particular purpose. Users should make their own judgements about those matters and/or seek independent advice. You assume all risks associated with use of the data provided on this page.



# Race Results



June 28, 2024, Race 7, STORER MOTORS HANDICAP PACE, Distance 2600m, Addington - Survey 3200m

Result	TAB no.	Horse (Barrier)	2600 to	2400m to
3rd	1	<b>Tanzania (2)</b>	<b>2400m</b>	<b>2200m</b>
		Position in running (margin)	-	1(0.0)
		Sectional time (s)	16.19	15.01
		Cumulative time (s)	196.87	180.68
		Speed (m/s)	12.35	13.32
		Stride length (m)	5.31	5.85
		Stride duration (s)	0.422	0.439
		Stride efficiency (%)	44.03	53.43
		Stride count	37.68	34.20

#### Disclaimer.

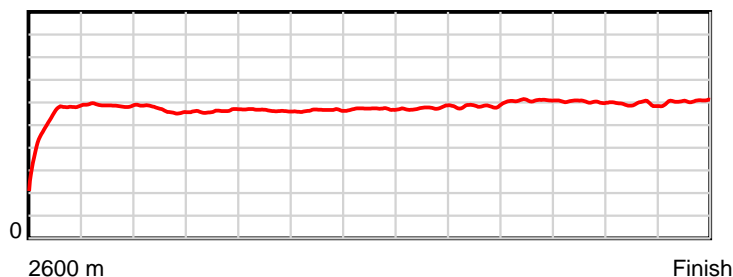
HRNZ and NZMTC and Thoroughbred Ratings Pty Ltd accepts no responsibility for the completeness or accuracy of any of the information contained herein, and makes no representations about its suitability for any particular purpose. Users should make their own judgements about those matters and/or seek independent advice. You assume all risks associated with use of the data provided on this page.

# Race Results

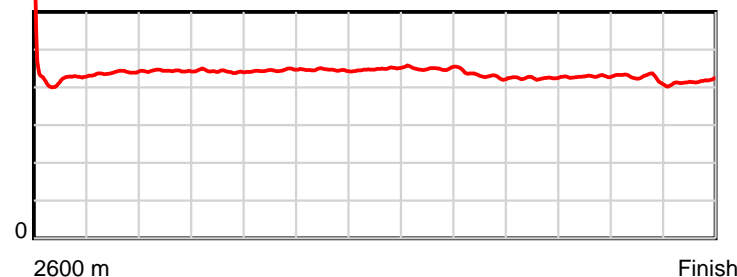
June 28, 2024, Race 7, STORER MOTORS HANDICAP PACE, Distance 2600m, Addington - Survey 3200m

Result	TAB no.	Horse (Barrier)	2200m to	2000m to	1800m to	1600m to	1400m to	1200m to	1000m to	800m to	600m to	400m to	200m to	Total or	Margin
3rd	1	Tanzania (2)	2000m	1800m	1600m	1400m	1200m	1000m	800m	600m	400m	200m	WP	Average	
		Position in running (margin)	2(4.1)	2(4.3)	2(3.3)	2(2.6)	2(2.0)	2(2.2)	2(2.0)	3(2.1)	3(1.7)	3(1.8)	4(1.5)		1.10
		Sectional time (s)	15.56	15.70	15.88	15.94	15.75	15.61	14.71	13.94	14.29	14.42	13.87		
		Cumulative time (s)	165.67	150.11	134.41	118.53	102.59	86.84	71.23	56.52	42.58	28.29	13.87	3:16.87	
		Speed (m/s)	12.85	12.74	12.59	12.55	12.70	12.81	13.60	14.35	14.00	13.87	14.42	13.21	
		Stride length (m)	5.70	5.64	5.61	5.60	5.70	5.77	5.87	6.09	6.00	5.90	5.99	5.76	
		Stride duration (s)	0.444	0.443	0.445	0.446	0.449	0.450	0.432	0.425	0.429	0.425	0.416	0.436	
		Stride efficiency (%)	50.83	49.69	49.10	48.97	50.73	52.01	53.88	57.99	56.26	54.35	56.11	51.91	
		Stride count	35.07	35.47	35.68	35.73	35.10	34.67	34.06	32.83	33.33	33.91	33.38	451.11	

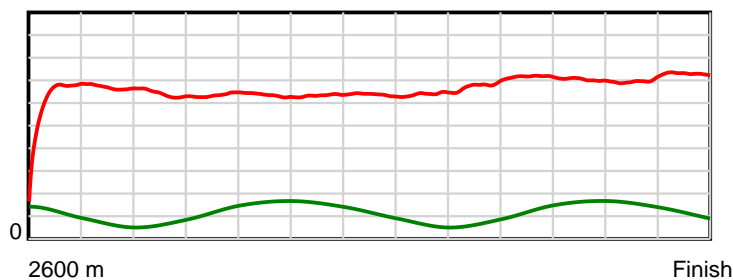
10 m Stride length



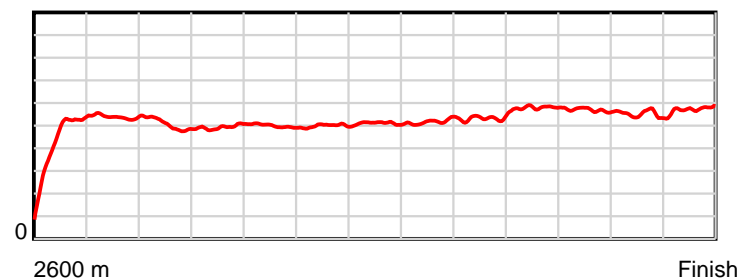
0.6 s Stride duration



20 m/sec Speed



100 % Stride efficiency



Note: Horizontal distance axis grid lines are 200m furlongs.

**Disclaimer.**

HRNZ and NZMTC and Thoroughbred Ratings Pty Ltd accepts no responsibility for the completeness or accuracy of any of the information contained herein, and makes no representations about its suitability for any particular purpose. Users should make their own judgements about those matters and/or seek independent advice. You assume all risks associated with use of the data provided on this page.



# Race Results



June 28, 2024, Race 7, STORER MOTORS HANDICAP PACE, Distance 2600m, Addington - Survey 3200m

Result	TAB no.	Horse (Barrier)	2600 to	2400m to
4th	6	<b>Teds Legacy (7)</b>	<b>2400m</b>	<b>2200m</b>
		Position in running (margin)	-	2(1.0)
		Sectional time (s)	16.37	14.16
		Cumulative time (s)	197.00	180.63
		Speed (m/s)	12.22	14.12
		Stride length (m)	5.82	6.41
		Stride duration (s)	0.455	0.454
		Stride efficiency (%)	52.97	64.25
		Stride count	34.35	31.19

#### Disclaimer.

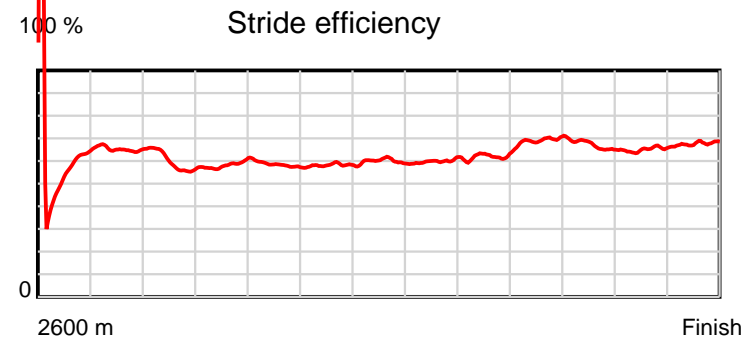
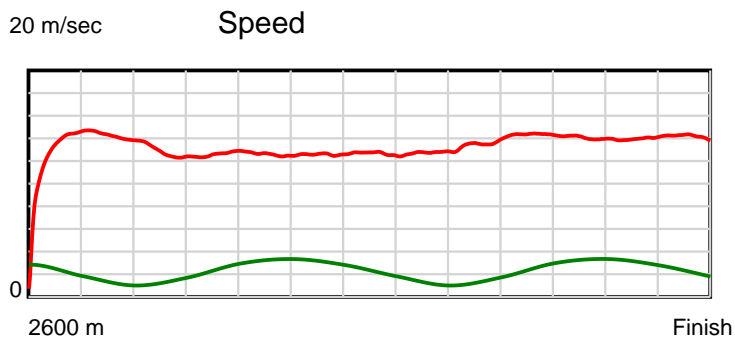
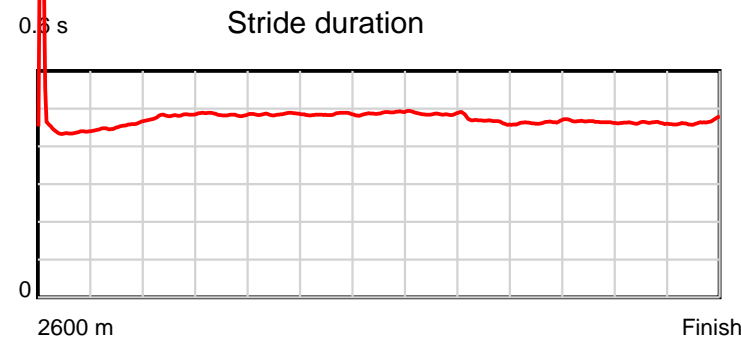
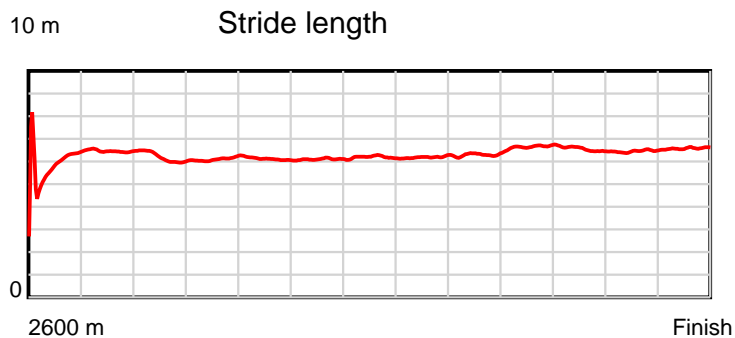
HRNZ and NZMTC and Thoroughbred Ratings Pty Ltd accepts no responsibility for the completeness or accuracy of any of the information contained herein, and makes no representations about its suitability for any particular purpose. Users should make their own judgements about those matters and/or seek independent advice. You assume all risks associated with use of the data provided on this page.



# Race Results

June 28, 2024, Race 7, STORER MOTORS HANDICAP PACE, Distance 2600m, Addington - Survey 3200m

Result	TAB no.	Horse (Barrier)	2200m to	2000m to	1800m to	1600m to	1400m to	1200m to	1000m to	800m to	600m to	400m to	200m to	Total or	Margin
4th	6	<b>Teds Legacy (7)</b>	<b>2000m</b>	<b>1800m</b>	<b>1600m</b>	<b>1400m</b>	<b>1200m</b>	<b>1000m</b>	<b>800m</b>	<b>600m</b>	<b>400m</b>	<b>200m</b>	<b>WP</b>	<b>Average</b>	
		Position in running (margin)	1(0.0)	1(0.0)	1(0.0)	1(0.0)	1(0.0)	1(0.0)	1(0.0)	1(0.0)	1(0.0)	1(0.0)	2(0.3)		1.80
		Sectional time (s)	15.51	15.87	15.99	16.03	15.72	15.64	14.70	14.01	14.28	14.51	14.21		
		Cumulative time (s)	166.47	150.96	135.09	119.10	103.07	87.35	71.71	57.01	43.00	28.72	14.21	3:17.00	
		Speed (m/s)	12.89	12.60	12.51	12.48	12.72	12.79	13.61	14.28	14.01	13.78	14.07	13.20	
		Stride length (m)	6.20	6.11	6.07	6.05	6.22	6.22	6.35	6.62	6.51	6.37	6.55	6.26	
		Stride duration (s)	0.481	0.485	0.485	0.485	0.489	0.486	0.467	0.464	0.465	0.462	0.465	0.475	
		Stride efficiency (%)	60.12	58.28	57.63	57.20	60.50	60.43	63.09	68.51	66.31	63.37	67.04	61.29	
		Stride count	32.24	32.75	32.93	33.06	32.14	32.16	31.48	30.21	30.70	31.41	30.53	415.15	



Note: Horizontal distance axis grid lines are 200m furlongs.

#### Disclaimer.

HRNZ and NZMTC and Thoroughbred Ratings Pty Ltd accepts no responsibility for the completeness or accuracy of any of the information contained herein, and makes no representations about its suitability for any particular purpose. Users should make their own judgements about those matters and/or seek independent advice. You assume all risks associated with use of the data provided on this page.



# Race Results



June 28, 2024, Race 7, STORER MOTORS HANDICAP PACE, Distance 2600m, Addington - Survey 3200m

Result	TAB no.	Horse (Barrier)	2600 to	2400m to
5th	7	<b>Buckskin (3)</b>	<b>2400m</b>	<b>2200m</b>
		Position in running (margin)	-	6(10.1)
		Sectional time (s)	17.94	14.98
		Cumulative time (s)	197.12	179.18
		Speed (m/s)	11.15	13.35
		Stride length (m)	5.64	6.09
		Stride duration (s)	0.448	0.456
		Stride efficiency (%)	49.74	57.95
		Stride count	35.45	32.84

#### Disclaimer.

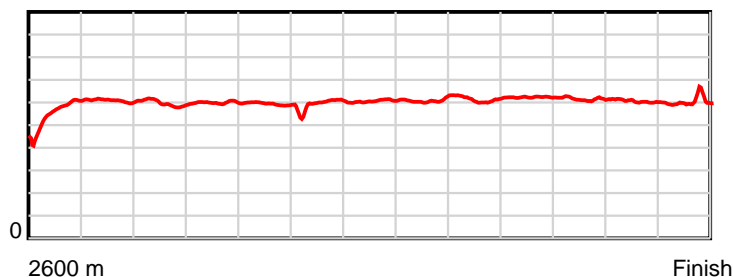
HRNZ and NZMTC and Thoroughbred Ratings Pty Ltd accepts no responsibility for the completeness or accuracy of any of the information contained herein, and makes no representations about its suitability for any particular purpose. Users should make their own judgements about those matters and/or seek independent advice. You assume all risks associated with use of the data provided on this page.

# Race Results

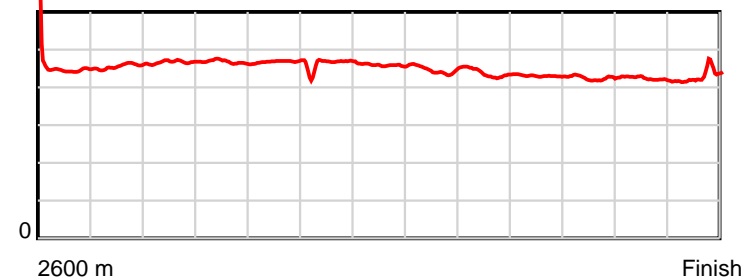
June 28, 2024, Race 7, STORER MOTORS HANDICAP PACE, Distance 2600m, Addington - Survey 3200m

Result	TAB no.	Horse (Barrier)	2200m to	2000m to	1800m to	1600m to	1400m to	1200m to	1000m to	800m to	600m to	400m to	200m to	Total or	Margin
5th	7	<b>Buckskin (3)</b>	<b>2000m</b>	<b>1800m</b>	<b>1600m</b>	<b>1400m</b>	<b>1200m</b>	<b>1000m</b>	<b>800m</b>	<b>600m</b>	<b>400m</b>	<b>200m</b>	<b>WP</b>	<b>Average</b>	
		Position in running (margin)	6(14.0)	6(14.6)	6(12.4)	6(11.4)	6(10.7)	5(7.7)	3(3.5)	2(1.8)	2(1.0)	2(0.5)	1(0.0)		2.50
		Sectional time (s)	15.62	15.51	15.81	15.91	15.22	14.94	14.43	13.87	14.19	14.39	14.31		
		Cumulative time (s)	164.20	148.58	133.07	117.26	101.35	86.13	71.19	56.76	42.89	28.70	14.31	3:17.12	
		Speed (m/s)	12.80	12.89	12.65	12.57	13.14	13.39	13.86	14.42	14.09	13.90	13.98	13.19	
		Stride length (m)	5.97	6.03	5.92	5.80	6.03	5.97	6.05	6.20	5.98	5.87	6.00	5.96	
		Stride duration (s)	0.467	0.468	0.468	0.462	0.459	0.446	0.437	0.430	0.424	0.423	0.429	0.452	
		Stride efficiency (%)	55.78	56.82	54.80	52.57	56.84	55.74	57.29	60.12	55.95	53.92	56.18	55.59	
		Stride count	33.47	33.17	33.77	34.48	33.16	33.49	33.03	32.24	33.42	34.05	33.36	435.93	

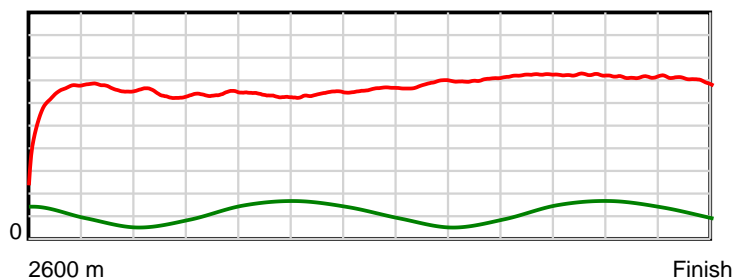
10 m Stride length



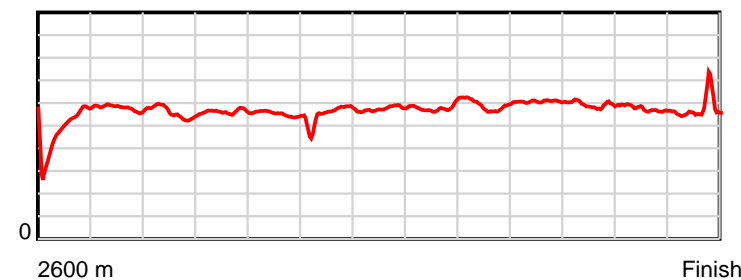
0.6 s Stride duration



20 m/sec Speed



100 % Stride efficiency



Note: Horizontal distance axis grid lines are 200m furlongs.

## Disclaimer.

HRNZ and NZMTC and Thoroughbred Ratings Pty Ltd accepts no responsibility for the completeness or accuracy of any of the information contained herein, and makes no representations about its suitability for any particular purpose. Users should make their own judgements about those matters and/or seek independent advice. You assume all risks associated with use of the data provided on this page.



# Race Results



June 28, 2024, Race 7, STORER MOTORS HANDICAP PACE, Distance 2600m, Addington - Survey 3200m

Result	TAB no.	Horse (Barrier)	2600 to	2400m to
6th	3	<b>Commander Ben (5)</b>	<b>2400m</b>	<b>2200m</b>
		Position in running (margin)	-	4(3.6)
		Sectional time (s)	16.77	15.13
		Cumulative time (s)	197.25	180.48
		Speed (m/s)	11.93	13.22
		Stride length (m)	4.91	5.79
		Stride duration (s)	0.412	0.438
		Stride efficiency (%)	37.73	52.32
		Stride count	40.70	34.57

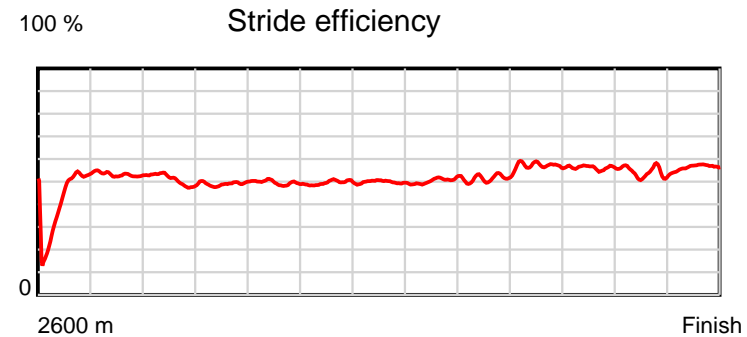
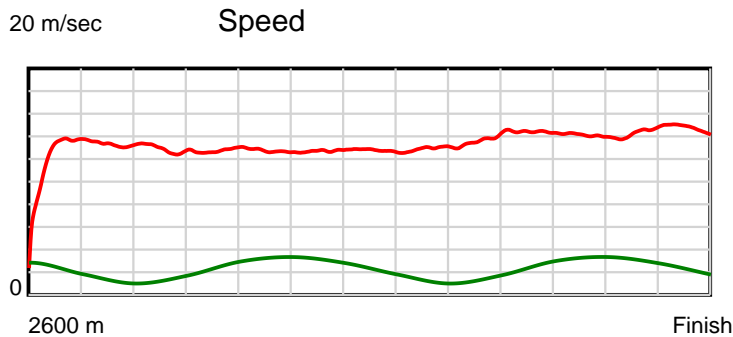
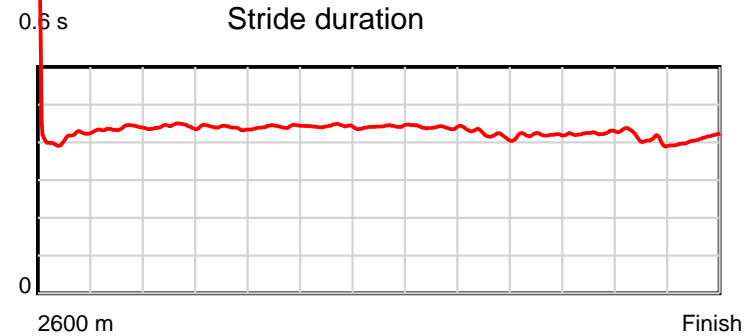
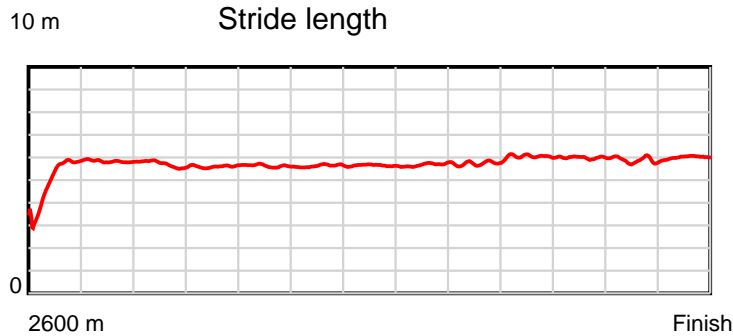
#### Disclaimer.

HRNZ and NZMTC and Thoroughbred Ratings Pty Ltd accepts no responsibility for the completeness or accuracy of any of the information contained herein, and makes no representations about its suitability for any particular purpose. Users should make their own judgements about those matters and/or seek independent advice. You assume all risks associated with use of the data provided on this page.

# Race Results

June 28, 2024, Race 7, STORER MOTORS HANDICAP PACE, Distance 2600m, Addington - Survey 3200m

Result	TAB no.	Horse (Barrier)	2200m to	2000m to	1800m to	1600m to	1400m to	1200m to	1000m to	800m to	600m to	400m to	200m to	Total or	Margin
6th	3	<b>Commander Ben (5)</b>	<b>2000m</b>	<b>1800m</b>	<b>1600m</b>	<b>1400m</b>	<b>1200m</b>	<b>1000m</b>	<b>800m</b>	<b>600m</b>	<b>400m</b>	<b>200m</b>	<b>WP</b>	<b>Average</b>	
		Position in running (margin)	4(8.4)	4(8.6)	4(7.5)	4(6.8)	4(6.2)	4(6.1)	6(5.8)	7(5.4)	7(4.7)	7(5.5)	7(4.5)		3.20
		Sectional time (s)	15.55	15.69	15.88	15.93	15.69	15.60	14.64	13.89	14.41	14.30	13.77		
		Cumulative time (s)	165.35	149.80	134.11	118.23	102.30	86.61	71.01	56.37	42.48	28.07	13.77	3:17.25	
		Speed (m/s)	12.86	12.75	12.59	12.55	12.75	12.82	13.66	14.40	13.88	13.99	14.52	13.18	
		Stride length (m)	5.68	5.61	5.56	5.56	5.63	5.65	5.77	6.05	5.89	5.76	5.94	5.66	
		Stride duration (s)	0.442	0.440	0.442	0.443	0.442	0.441	0.422	0.420	0.424	0.411	0.409	0.430	
		Stride efficiency (%)	50.45	49.16	48.37	48.34	49.57	49.89	52.01	57.11	54.22	51.77	55.08	50.12	
		Stride count	35.20	35.66	35.95	35.96	35.51	35.40	34.67	33.08	33.95	34.75	33.69	459.09	



Note: Horizontal distance axis grid lines are 200m furlongs.

#### Disclaimer.

HRNZ and NZMTC and Thoroughbred Ratings Pty Ltd accepts no responsibility for the completeness or accuracy of any of the information contained herein, and makes no representations about its suitability for any particular purpose. Users should make their own judgements about those matters and/or seek independent advice. You assume all risks associated with use of the data provided on this page.



# Race Results



June 28, 2024, Race 7, STORER MOTORS HANDICAP PACE, Distance 2600m, Addington - Survey 3200m

Result	TAB no.	Horse (Barrier)	2600 to	2400m to
7th	4	Kiwi Hero (6)	2400m	2200m
		Position in running (margin)	-	3(1.8)
		Sectional time (s)	16.63	15.10
		Cumulative time (s)	197.29	180.66
		Speed (m/s)	12.03	13.25
		Stride length (m)	5.78	6.25
		Stride duration (s)	0.473	0.472
		Stride efficiency (%)	52.22	61.01
		Stride count	34.60	32.01

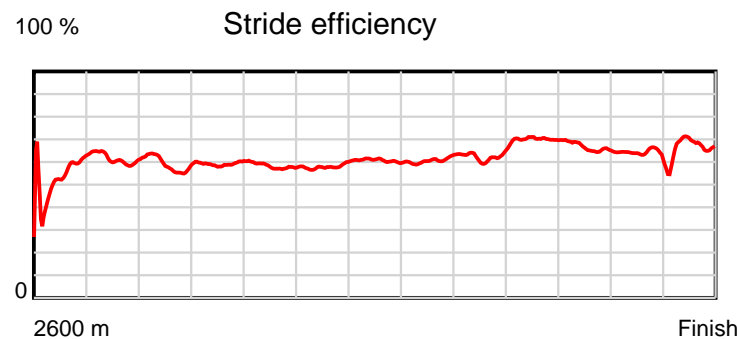
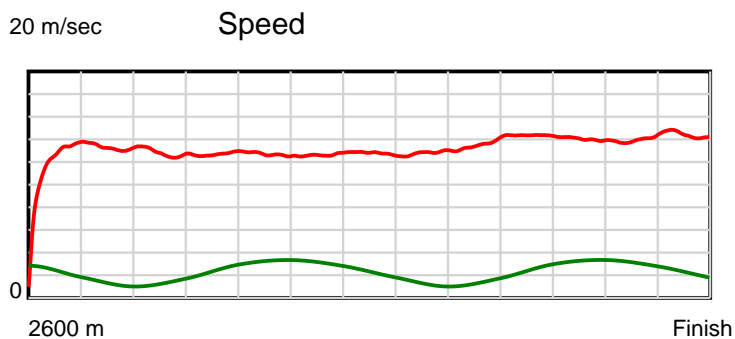
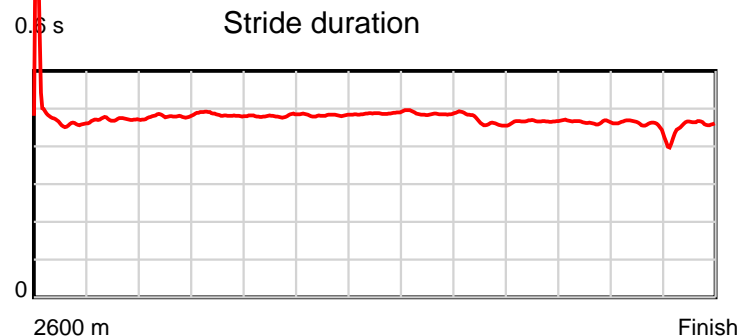
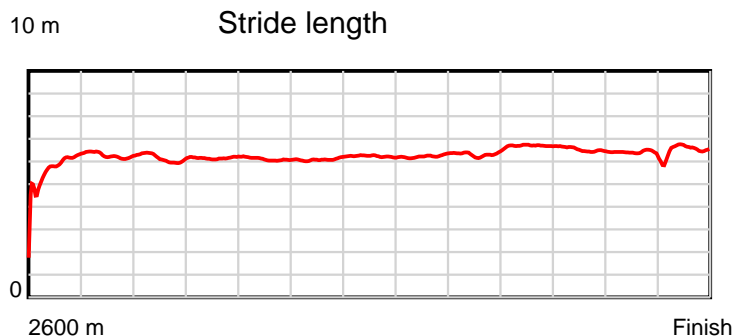
#### Disclaimer.

HRNZ and NZMTC and Thoroughbred Ratings Pty Ltd accepts no responsibility for the completeness or accuracy of any of the information contained herein, and makes no representations about its suitability for any particular purpose. Users should make their own judgements about those matters and/or seek independent advice. You assume all risks associated with use of the data provided on this page.

# Race Results

June 28, 2024, Race 7, STORER MOTORS HANDICAP PACE, Distance 2600m, Addington - Survey 3200m

Result	TAB no.	Horse (Barrier)	2200m to	2000m to	1800m to	1600m to	1400m to	1200m to	1000m to	800m to	600m to	400m to	200m to	Total or	Margin
7th	4	Kiwi Hero (6)	2000m	1800m	1600m	1400m	1200m	1000m	800m	600m	400m	200m	WP	Average	
		Position in running (margin)	3(6.5)	3(6.1)	3(5.4)	3(4.3)	3(4.4)	3(4.2)	4(4.1)	5(4.0)	5(3.3)	5(3.6)	6(3.3)		3.40
		Sectional time (s)	15.46	15.75	15.81	16.04	15.68	15.64	14.68	13.89	14.33	14.42	13.86		
		Cumulative time (s)	165.56	150.10	134.35	118.54	102.50	86.82	71.18	56.50	42.61	28.28	13.86	3:17.29	
		Speed (m/s)	12.94	12.70	12.65	12.47	12.76	12.79	13.62	14.40	13.96	13.87	14.43	13.18	
		Stride length (m)	6.20	6.15	6.08	6.02	6.22	6.23	6.38	6.72	6.48	6.33	6.53	6.25	
		Stride duration (s)	0.479	0.484	0.481	0.482	0.487	0.487	0.468	0.467	0.464	0.456	0.452	0.474	
		Stride efficiency (%)	59.98	59.14	57.79	56.55	60.42	60.62	63.58	70.55	65.67	62.61	66.55	61.03	
		Stride count	32.28	32.51	32.89	33.25	32.17	32.11	31.35	29.76	30.85	31.60	30.65	416.03	



Note: Horizontal distance axis grid lines are 200m furlongs.

#### Disclaimer.

HRNZ and NZMTC and Thoroughbred Ratings Pty Ltd accepts no responsibility for the completeness or accuracy of any of the information contained herein, and makes no representations about its suitability for any particular purpose. Users should make their own judgements about those matters and/or seek independent advice. You assume all risks associated with use of the data provided on this page.