



Race Results

NZ Metropolitan Trotting Club Inc, HRNZ, June 28, 2024

Compilation date: June 28, 2024, 8:30:31 PM (NZST)

Copyright © 2024 HRNZ and NZMTC. All rights reserved.

Trademarks.

StrideMASTER is a registered trademark of Thoroughbred Ratings Pty Ltd.

Disclaimer.

HRNZ and NZMTC and Thoroughbred Ratings Pty Ltd accepts no responsibility for the completeness or accuracy of any of the information contained herein, and makes no representations about its suitability for any particular purpose. Users should make their own judgements about those matters and/or seek independent advice. You assume all risks associated with use of the data provided on this page.



Race Results



June 28, 2024, Race 8, AIRPARK CANTERBURY HANDICAP TROT, Distance 2600m, Addington - Survey 3200m

Result	TAB no.	Horse (Barrier)	2600 to	2400m to
1st	15	Jimmy Carter (2)	2400m	2200m
		Position in running (margin)	-	11(27.3)
		Sectional time (s)	20.84	15.13
		Cumulative time (s)	197.41	176.57
		Speed (m/s)	9.60	13.22
		Stride length (m)	5.88	6.22
		Stride duration (s)	0.476	0.471
		Stride efficiency (%)	53.99	60.51
		Stride count	34.02	32.14

Disclaimer.

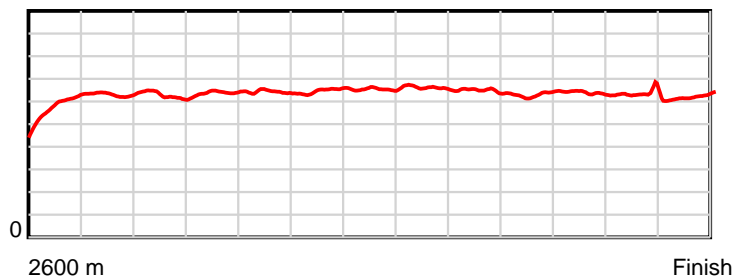
HRNZ and NZMTC and Thoroughbred Ratings Pty Ltd accepts no responsibility for the completeness or accuracy of any of the information contained herein, and makes no representations about its suitability for any particular purpose. Users should make their own judgements about those matters and/or seek independent advice. You assume all risks associated with use of the data provided on this page.

Race Results

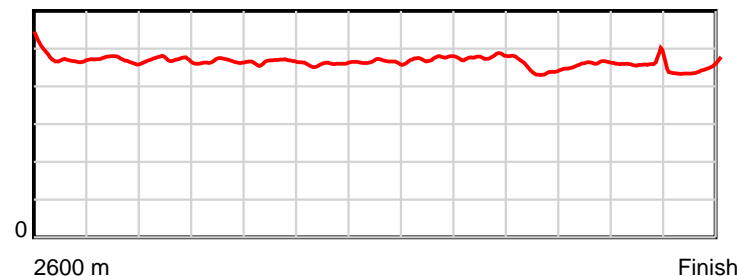
June 28, 2024, Race 8, AIRPARK CANTERBURY HANDICAP TROT, Distance 2600m, Addington - Survey 3200m

Result	TAB no.	Horse (Barrier)	2200m to	2000m to	1800m to	1600m to	1400m to	1200m to	1000m to	800m to	600m to	400m to	200m to	Total or	Margin
1st	15	Jimmy Carter (2)	2000m	1800m	1600m	1400m	1200m	1000m	800m	600m	400m	200m	WP	Average	
		Position in running (margin)	11(26.9)	11(22.4)	11(16.1)	11(15.5)	11(10.9)	10(10.6)	9(11.2)	9(7.6)	5(3.6)	2(0.2)	1(0.0)		0.00
		Sectional time (s)	15.06	14.65	14.88	14.55	14.22	14.67	14.98	14.13	15.00	14.89	14.41		
		Cumulative time (s)	161.44	146.38	131.73	116.85	102.30	88.08	73.41	58.43	44.30	29.30	14.41	3:17.41	
		Speed (m/s)	13.28	13.65	13.44	13.75	14.06	13.63	13.35	14.15	13.33	13.43	13.88	13.17	
		Stride length (m)	6.26	6.36	6.26	6.31	6.53	6.47	6.38	6.31	6.13	6.14	6.21	6.26	
		Stride duration (s)	0.472	0.466	0.466	0.459	0.465	0.475	0.478	0.446	0.460	0.457	0.448	0.476	
		Stride efficiency (%)	61.27	63.29	61.32	62.26	66.72	65.43	63.57	62.31	58.65	58.97	60.34	61.31	
		Stride count	31.94	31.43	31.93	31.68	30.61	30.91	31.36	31.67	32.64	32.56	32.19	415.08	

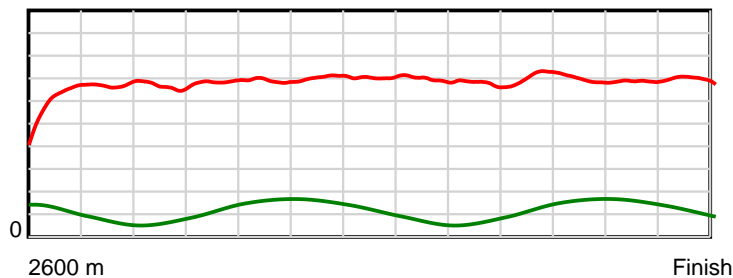
10 m Stride length



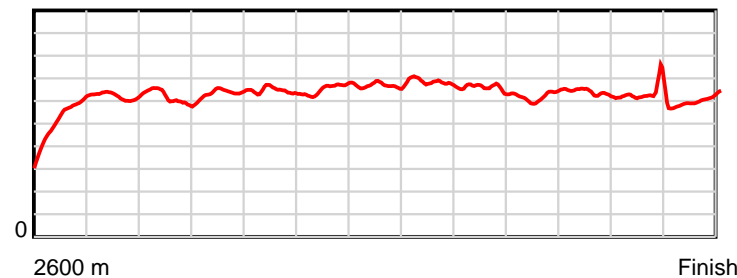
0.6 s Stride duration



20 m/sec Speed



100 % Stride efficiency



Note: Horizontal distance axis grid lines are 200m furlongs.

Disclaimer.

HRNZ and NZMTC and Thoroughbred Ratings Pty Ltd accepts no responsibility for the completeness or accuracy of any of the information contained herein, and makes no representations about its suitability for any particular purpose. Users should make their own judgements about those matters and/or seek independent advice. You assume all risks associated with use of the data provided on this page.



Race Results



June 28, 2024, Race 8, AIRPARK CANTERBURY HANDICAP TROT, Distance 2600m, Addington - Survey 3200m

Result	TAB no.	Horse (Barrier)	2600 to	2400m to
2nd	12	George Eliot (8)	2400m	2200m
		Position in running (margin)	-	6(12.9)
		Sectional time (s)	18.57	15.43
		Cumulative time (s)	198.37	179.80
		Speed (m/s)	10.77	12.96
		Stride length (m)	5.25	5.57
		Stride duration (s)	0.430	0.430
		Stride efficiency (%)	43.12	48.46
		Stride count	38.07	35.91

Disclaimer.

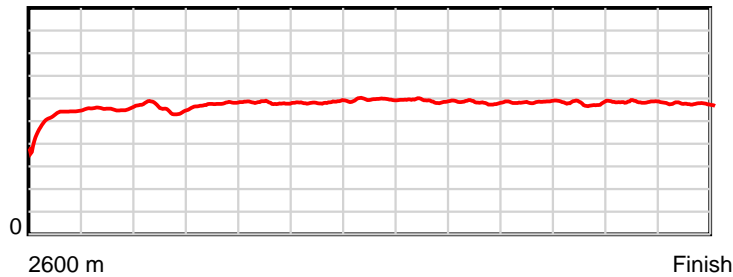
HRNZ and NZMTC and Thoroughbred Ratings Pty Ltd accepts no responsibility for the completeness or accuracy of any of the information contained herein, and makes no representations about its suitability for any particular purpose. Users should make their own judgements about those matters and/or seek independent advice. You assume all risks associated with use of the data provided on this page.

Race Results

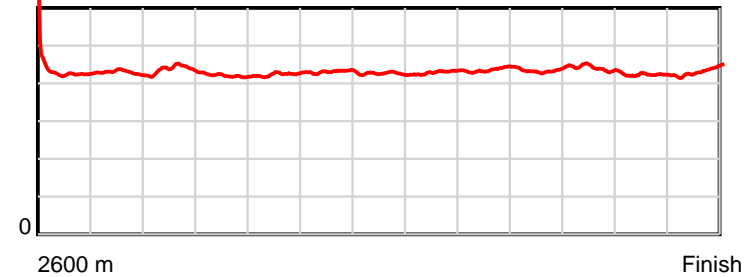
June 28, 2024, Race 8, AIRPARK CANTERBURY HANDICAP TROT, Distance 2600m, Addington - Survey 3200m

Result	TAB no.	Horse (Barrier)	2200m to	2000m to	1800m to	1600m to	1400m to	1200m to	1000m to	800m to	600m to	400m to	200m to	Total or	Margin
2nd	12	George Eliot (8)	2000m	1800m	1600m	1400m	1200m	1000m	800m	600m	400m	200m	WP	Average	
		Position in running (margin)	7(14.3)	7(13.4)	7(7.1)	6(6.2)	6(4.8)	5(4.6)	4(5.4)	3(2.3)	3(2.4)	5(2.5)	2(1.7)		5.20
		Sectional time (s)	15.67	14.64	14.83	15.08	14.24	14.70	15.06	14.82	15.58	14.79	14.96		
		Cumulative time (s)	164.37	148.70	134.06	119.23	104.15	89.91	75.21	60.15	45.33	29.75	14.96	3:18.37	
		Speed (m/s)	12.76	13.66	13.49	13.26	14.04	13.61	13.28	13.50	12.84	13.52	13.37	13.11	
		Stride length (m)	5.58	5.75	5.71	5.71	5.98	5.83	5.79	5.86	5.63	5.70	5.80	5.70	
		Stride duration (s)	0.437	0.421	0.423	0.431	0.426	0.429	0.436	0.434	0.439	0.422	0.434	0.435	
		Stride efficiency (%)	48.64	51.74	50.86	50.92	55.81	53.12	52.41	53.70	49.60	50.85	52.48	50.76	
		Stride count	35.85	34.76	35.06	35.03	33.47	34.30	34.54	34.12	35.50	35.06	34.51	456.18	

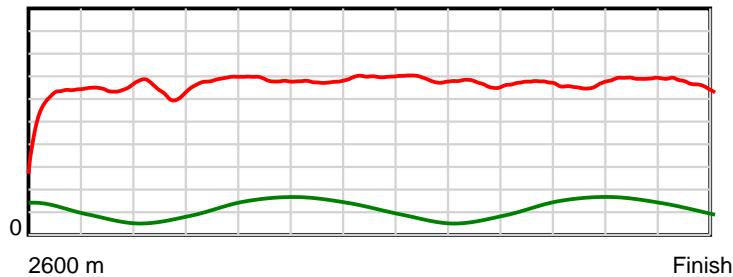
10 m Stride length



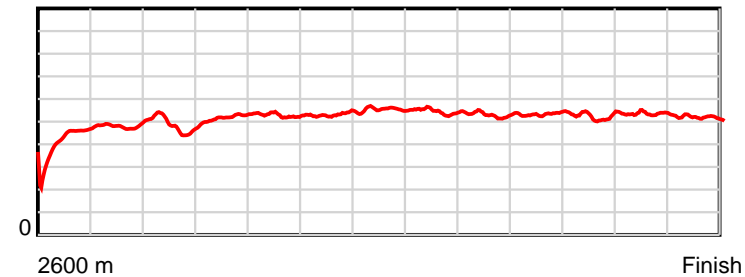
0.6 s Stride duration



20 m/sec Speed



100 % Stride efficiency



Note: Horizontal distance axis grid lines are 200m furlongs.

Disclaimer.

HRNZ and NZMTC and Thoroughbred Ratings Pty Ltd accepts no responsibility for the completeness or accuracy of any of the information contained herein, and makes no representations about its suitability for any particular purpose. Users should make their own judgements about those matters and/or seek independent advice. You assume all risks associated with use of the data provided on this page.



Race Results



June 28, 2024, Race 8, AIRPARK CANTERBURY HANDICAP TROT, Distance 2600m, Addington - Survey 3200m

Result	TAB no.	Horse (Barrier)	2600 to	2400m to
3rd	8	Bravehearthigh... (1)	2400m	2200m
		Position in running (margin)	-	10(20.6)
		Sectional time (s)	19.84	15.40
		Cumulative time (s)	198.87	179.03
		Speed (m/s)	10.08	12.99
		Stride length (m)	8.25	6.48
		Stride duration (s)	0.765	0.499
		Stride efficiency (%)	106.48	65.68
		Stride count	24.23	30.85

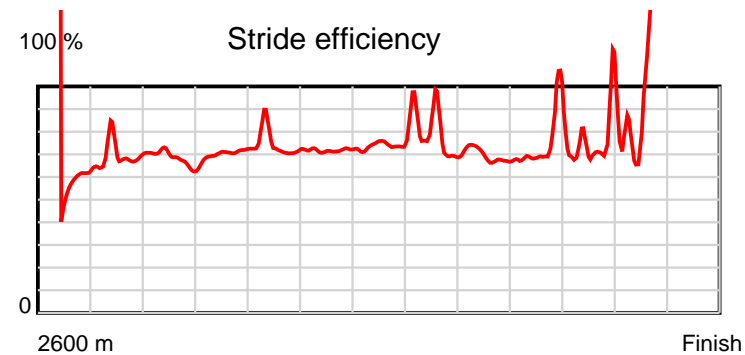
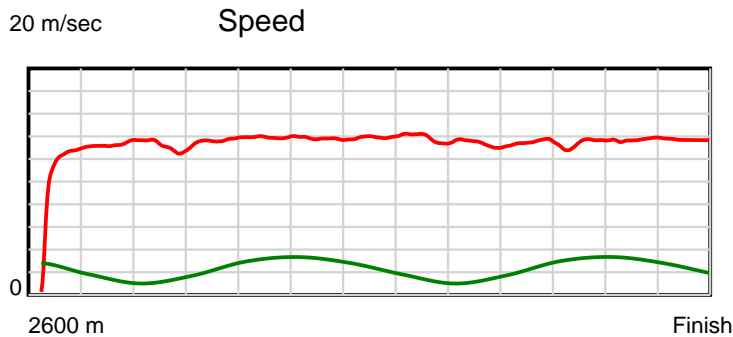
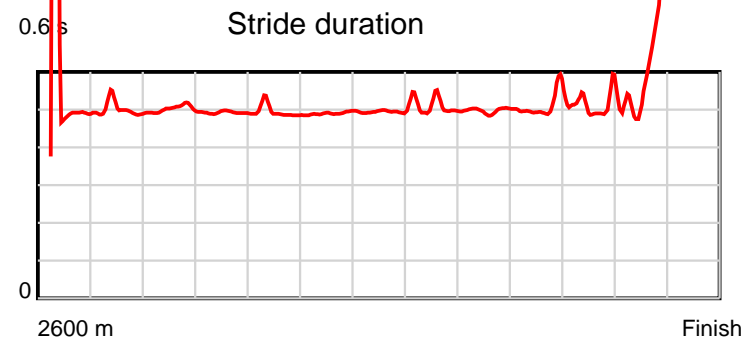
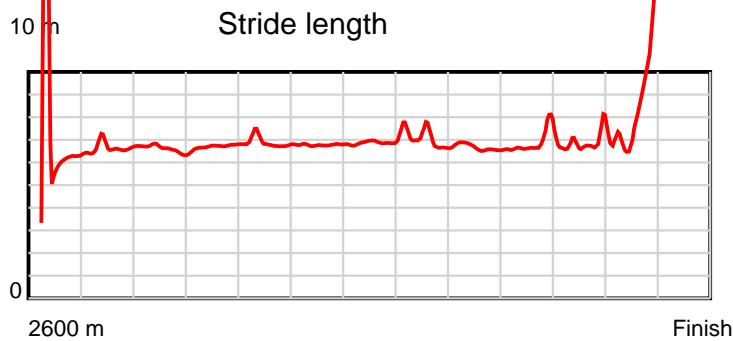
Disclaimer.

HRNZ and NZMTC and Thoroughbred Ratings Pty Ltd accepts no responsibility for the completeness or accuracy of any of the information contained herein, and makes no representations about its suitability for any particular purpose. Users should make their own judgements about those matters and/or seek independent advice. You assume all risks associated with use of the data provided on this page.

Race Results

June 28, 2024, Race 8, AIRPARK CANTERBURY HANDICAP TROT, Distance 2600m, Addington - Survey 3200m

Result	TAB no.	Horse (Barrier)	2200m to	2000m to	1800m to	1600m to	1400m to	1200m to	1000m to	800m to	600m to	400m to	200m to	Total or	Margin
3rd	8	Bravehearthigh... (1)	2000m	1800m	1600m	1400m	1200m	1000m	800m	600m	400m	200m	WP	Average	
		Position in running (margin)	10(21.8)	10(20.1)	10(14.1)	10(12.0)	10(8.9)	8(8.8)	7(9.3)	7(5.9)	8(6.0)	7(4.3)	4(4.4)		7.90
		Sectional time (s)	15.52	14.71	14.61	14.81	14.24	14.66	15.01	14.82	15.28	14.95	15.02		
		Cumulative time (s)	163.63	148.11	133.40	118.79	103.98	89.74	75.08	60.07	45.25	29.97	15.02	3:18.87	
		Speed (m/s)	12.89	13.60	13.69	13.50	14.04	13.64	13.32	13.50	13.09	13.38	13.32	13.07	
		Stride length (m)	6.47	6.69	6.74	6.63	6.99	6.85	6.64	6.83	6.58	9.40	13.02	7.22	
		Stride duration (s)	0.502	0.492	0.492	0.491	0.498	0.502	0.499	0.506	0.503	0.703	0.978	0.552	
		Stride efficiency (%)	65.44	69.96	70.95	68.67	76.25	73.27	68.95	72.97	67.65	138.10	265.00	81.52	
		Stride count	30.91	29.89	29.68	30.17	28.63	29.21	30.11	29.27	30.40	21.27	15.36	359.98	



Note: Horizontal distance axis grid lines are 200m furlongs.

Disclaimer.

HRNZ and NZMTC and Thoroughbred Ratings Pty Ltd accepts no responsibility for the completeness or accuracy of any of the information contained herein, and makes no representations about its suitability for any particular purpose. Users should make their own judgements about those matters and/or seek independent advice. You assume all risks associated with use of the data provided on this page.



Race Results



June 28, 2024, Race 8, AIRPARK CANTERBURY HANDICAP TROT, Distance 2600m, Addington - Survey 3200m

Result	TAB no.	Horse (Barrier)	2600 to	2400m to
4th	11	Mad Jack (7)	2400m	2200m
		Position in running (margin)	-	7(15.9)
		Sectional time (s)	18.95	14.89
		Cumulative time (s)	199.53	180.58
		Speed (m/s)	10.55	13.43
		Stride length (m)	5.69	6.22
		Stride duration (s)	0.468	0.463
		Stride efficiency (%)	50.61	60.55
		Stride count	35.14	32.13

Disclaimer.

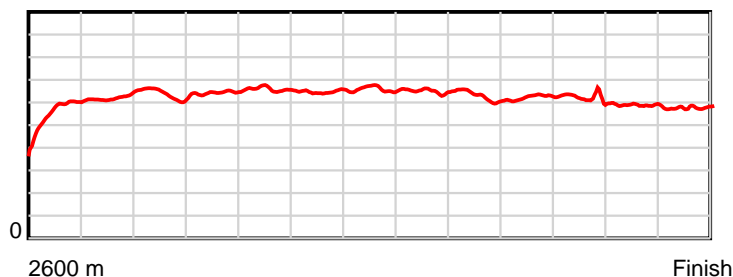
HRNZ and NZMTC and Thoroughbred Ratings Pty Ltd accepts no responsibility for the completeness or accuracy of any of the information contained herein, and makes no representations about its suitability for any particular purpose. Users should make their own judgements about those matters and/or seek independent advice. You assume all risks associated with use of the data provided on this page.

Race Results

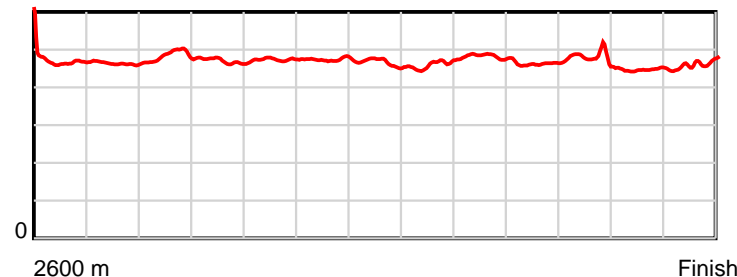
June 28, 2024, Race 8, AIRPARK CANTERBURY HANDICAP TROT, Distance 2600m, Addington - Survey 3200m

Result	TAB no.	Horse (Barrier)	2200m to	2000m to	1800m to	1600m to	1400m to	1200m to	1000m to	800m to	600m to	400m to	200m to	Total or	Margin
4th	11	Mad Jack (7)	2000m	1800m	1600m	1400m	1200m	1000m	800m	600m	400m	200m	WP	Average	
		Position in running (margin)	6(14.0)	6(11.3)	5(4.7)	4(3.9)	4(2.4)	2(1.0)	1(0.0)	1(0.0)	1(0.0)	1(0.0)	3(3.1)		11.50
		Sectional time (s)	15.35	14.59	14.85	15.06	14.03	14.41	15.58	14.80	15.56	15.45	16.01		
		Cumulative time (s)	165.69	150.34	135.75	120.90	105.84	91.81	77.40	61.82	47.02	31.46	16.01	3:19.53	
		Speed (m/s)	13.03	13.71	13.47	13.28	14.26	13.88	12.84	13.51	12.85	12.94	12.49	13.03	
		Stride length (m)	6.31	6.44	6.38	6.28	6.63	6.40	6.19	6.24	6.11	5.78	5.80	6.18	
		Stride duration (s)	0.484	0.470	0.474	0.473	0.465	0.461	0.482	0.462	0.475	0.446	0.465	0.474	
		Stride efficiency (%)	62.12	64.89	63.63	61.72	68.67	63.98	59.92	60.89	58.30	52.14	52.60	59.66	
		Stride count	31.72	31.04	31.34	31.82	30.17	31.26	32.30	32.04	32.74	34.62	34.47	420.79	

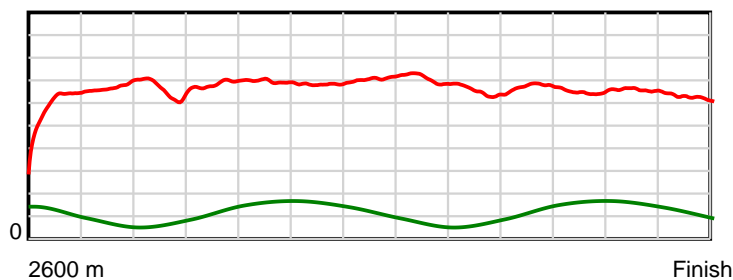
10 m Stride length



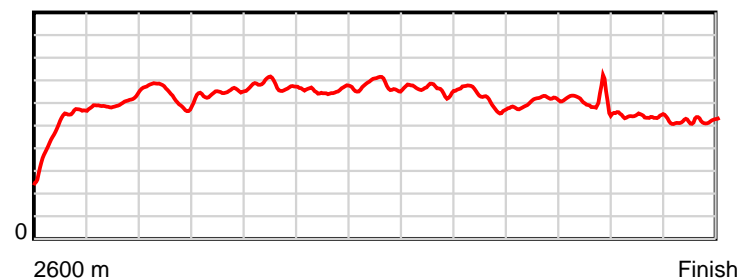
0.6 s Stride duration



20 m/sec Speed



100 % Stride efficiency



Note: Horizontal distance axis grid lines are 200m furlongs.

Disclaimer.

HRNZ and NZMTC and Thoroughbred Ratings Pty Ltd accepts no responsibility for the completeness or accuracy of any of the information contained herein, and makes no representations about its suitability for any particular purpose. Users should make their own judgements about those matters and/or seek independent advice. You assume all risks associated with use of the data provided on this page.



Race Results



June 28, 2024, Race 8, AIRPARK CANTERBURY HANDICAP TROT, Distance 2600m, Addington - Survey 3200m

Result	TAB no.	Horse (Barrier)	2600 to	2400m to
5th	3	Royal Del (9)	2400m	2200m
		Position in running (margin)	-	2(2.3)
		Sectional time (s)	16.71	15.22
		Cumulative time (s)	199.64	182.93
		Speed (m/s)	11.97	13.14
		Stride length (m)	5.43	6.01
		Stride duration (s)	0.441	0.457
		Stride efficiency (%)	46.15	56.37
		Stride count	36.80	33.30

Disclaimer.

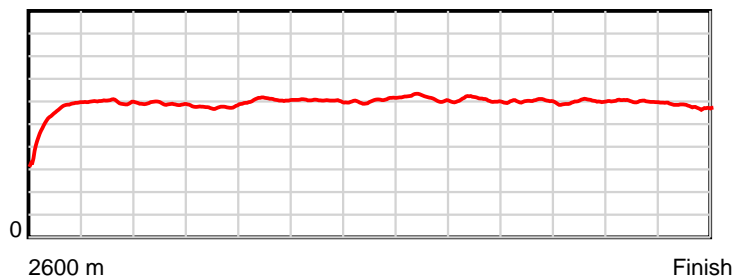
HRNZ and NZMTC and Thoroughbred Ratings Pty Ltd accepts no responsibility for the completeness or accuracy of any of the information contained herein, and makes no representations about its suitability for any particular purpose. Users should make their own judgements about those matters and/or seek independent advice. You assume all risks associated with use of the data provided on this page.

Race Results

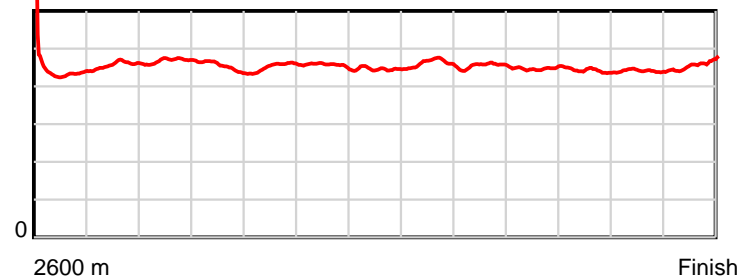
June 28, 2024, Race 8, AIRPARK CANTERBURY HANDICAP TROT, Distance 2600m, Addington - Survey 3200m

Result	TAB no.	Horse (Barrier)	2200m to	2000m to	1800m to	1600m to	1400m to	1200m to	1000m to	800m to	600m to	400m to	200m to	Total or	Margin
5th	3	Royal Del (9)	2000m	1800m	1600m	1400m	1200m	1000m	800m	600m	400m	200m	WP	Average	
		Position in running (margin)	2(2.4)	2(2.4)	2(2.4)	3(2.4)	3(1.8)	4(4.6)	5(6.8)	6(4.3)	6(4.1)	4(2.5)	5(4.5)		12.10
		Sectional time (s)	15.81	15.69	14.98	15.21	14.74	14.94	15.15	14.77	15.29	15.26	15.87		
		Cumulative time (s)	167.71	151.90	136.21	121.23	106.02	91.28	76.34	61.19	46.42	31.13	15.87	3:19.64	
		Speed (m/s)	12.65	12.75	13.35	13.15	13.57	13.39	13.20	13.54	13.08	13.11	12.60	13.02	
		Stride length (m)	5.92	5.80	6.03	6.01	6.05	6.18	6.00	6.05	5.78	5.77	5.77	5.90	
		Stride duration (s)	0.468	0.454	0.451	0.457	0.446	0.462	0.455	0.447	0.442	0.440	0.458	0.453	
		Stride efficiency (%)	54.68	52.48	56.73	56.38	57.15	59.70	56.29	57.25	52.24	52.10	51.98	54.41	
		Stride count	33.81	34.51	33.19	33.30	33.07	32.36	33.32	33.04	34.59	34.64	34.68	440.61	

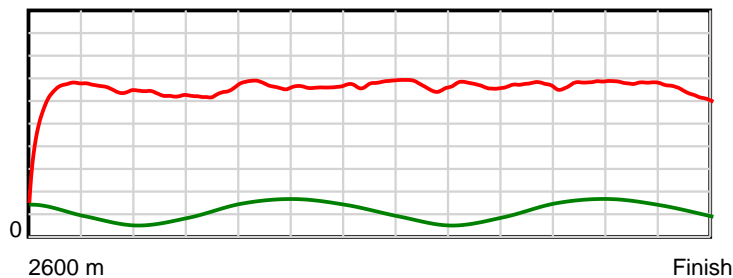
10 m Stride length



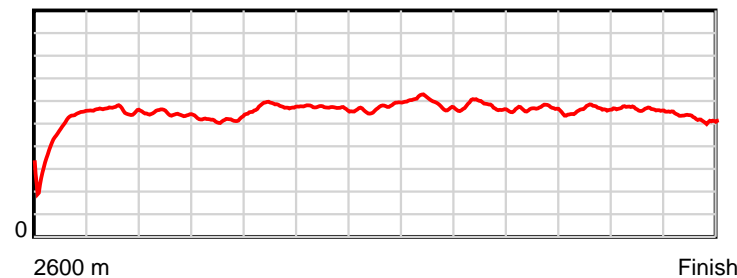
0.6 s Stride duration



20 m/sec Speed



100 % Stride efficiency



Note: Horizontal distance axis grid lines are 200m furlongs.

Disclaimer.

HRNZ and NZMTC and Thoroughbred Ratings Pty Ltd accepts no responsibility for the completeness or accuracy of any of the information contained herein, and makes no representations about its suitability for any particular purpose. Users should make their own judgements about those matters and/or seek independent advice. You assume all risks associated with use of the data provided on this page.



Race Results



June 28, 2024, Race 8, AIRPARK CANTERBURY HANDICAP TROT, Distance 2600m, Addington - Survey 3200m

Result	TAB no.	Horse (Barrier)	2600 to	2400m to
6th	6	Luvavici (11)	2400m	2200m
		Position in running (margin)	-	8(17.6)
		Sectional time (s)	19.34	15.03
		Cumulative time (s)	199.96	180.62
		Speed (m/s)	10.34	13.31
		Stride length (m)	5.65	6.37
		Stride duration (s)	0.485	0.479
		Stride efficiency (%)	49.85	63.44
		Stride count	35.41	31.39

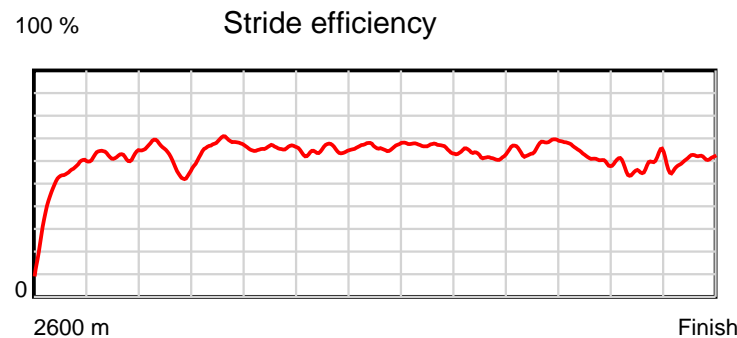
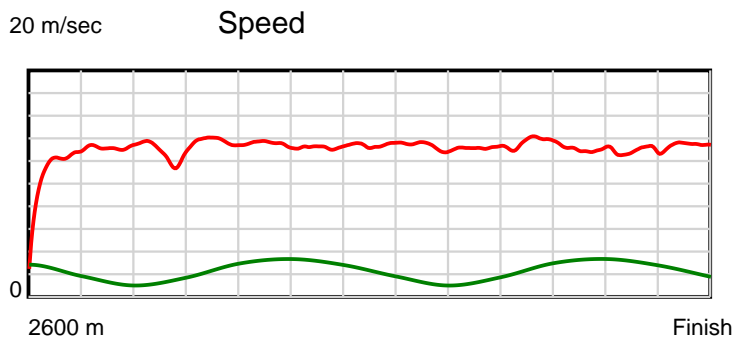
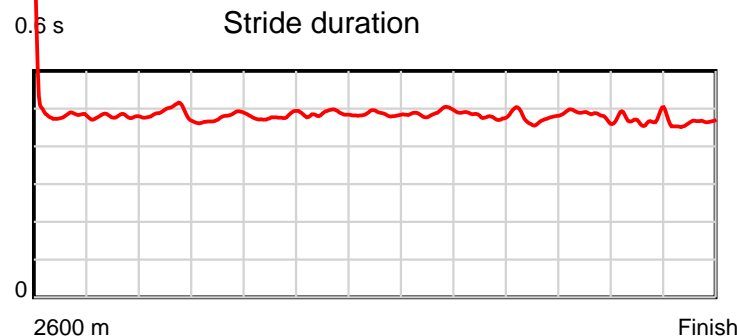
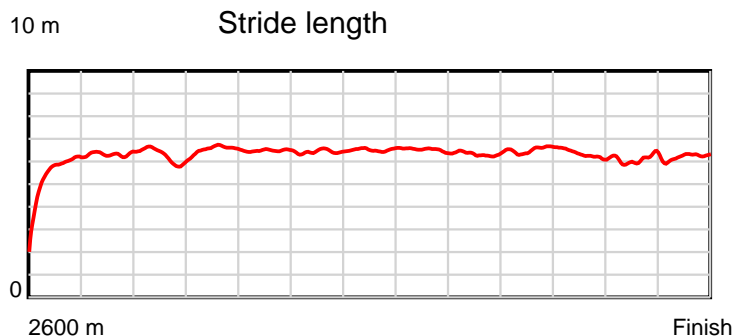
Disclaimer.

HRNZ and NZMTC and Thoroughbred Ratings Pty Ltd accepts no responsibility for the completeness or accuracy of any of the information contained herein, and makes no representations about its suitability for any particular purpose. Users should make their own judgements about those matters and/or seek independent advice. You assume all risks associated with use of the data provided on this page.

Race Results

June 28, 2024, Race 8, AIRPARK CANTERBURY HANDICAP TROT, Distance 2600m, Addington - Survey 3200m

Result	TAB no.	Horse (Barrier)	2200m to	2000m to	1800m to	1600m to	1400m to	1200m to	1000m to	800m to	600m to	400m to	200m to	Total or	Margin
6th	6	Luvavici (11)	2000m	1800m	1600m	1400m	1200m	1000m	800m	600m	400m	200m	WP	Average	
		Position in running (margin)	8(16.7)	8(15.7)	8(9.1)	8(8.9)	9(8.4)	11(11.2)	11(13.7)	11(10.8)	11(9.7)	10(8.9)	11(12.7)		13.80
		Sectional time (s)	15.65	14.59	14.94	15.24	14.74	14.98	15.10	14.62	15.43	15.55	14.75		
		Cumulative time (s)	165.59	149.94	135.35	120.41	105.17	90.43	75.45	60.35	45.73	30.30	14.75	3:19.96	
		Speed (m/s)	12.78	13.71	13.39	13.12	13.57	13.35	13.25	13.68	12.96	12.86	13.56	13.00	
		Stride length (m)	6.28	6.53	6.41	6.38	6.59	6.54	6.36	6.53	6.27	6.11	6.27	6.32	
		Stride duration (s)	0.491	0.476	0.479	0.486	0.486	0.490	0.480	0.477	0.484	0.475	0.462	0.486	
		Stride efficiency (%)	61.54	66.56	64.30	63.70	67.83	66.76	63.27	66.59	61.41	58.27	61.42	62.41	
		Stride count	31.87	30.64	31.18	31.33	30.36	30.60	31.43	30.64	31.90	32.75	31.90	411.40	



Note: Horizontal distance axis grid lines are 200m furlongs.

Disclaimer.

HRNZ and NZMTC and Thoroughbred Ratings Pty Ltd accepts no responsibility for the completeness or accuracy of any of the information contained herein, and makes no representations about its suitability for any particular purpose. Users should make their own judgements about those matters and/or seek independent advice. You assume all risks associated with use of the data provided on this page.



Race Results



June 28, 2024, Race 8, AIRPARK CANTERBURY HANDICAP TROT, Distance 2600m, Addington - Survey 3200m

Result	TAB no.	Horse (Barrier)	2600 to	2400m to
7th	13	Tectonic (3)	2400m	2200m
		Position in running (margin)	-	9(20.3)
		Sectional time (s)	19.88	15.18
		Cumulative time (s)	199.99	180.11
		Speed (m/s)	10.06	13.18
		Stride length (m)	5.72	6.02
		Stride duration (s)	0.461	0.457
		Stride efficiency (%)	51.08	56.57
		Stride count	34.98	33.24

Disclaimer.

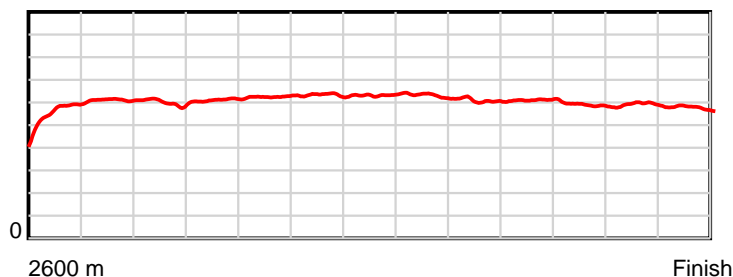
HRNZ and NZMTC and Thoroughbred Ratings Pty Ltd accepts no responsibility for the completeness or accuracy of any of the information contained herein, and makes no representations about its suitability for any particular purpose. Users should make their own judgements about those matters and/or seek independent advice. You assume all risks associated with use of the data provided on this page.

Race Results

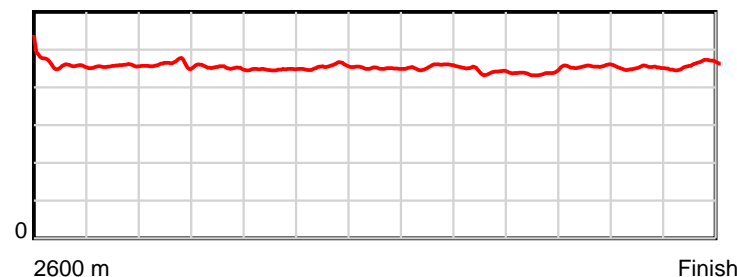
June 28, 2024, Race 8, AIRPARK CANTERBURY HANDICAP TROT, Distance 2600m, Addington - Survey 3200m

Result	TAB no.	Horse (Barrier)	2200m to	2000m to	1800m to	1600m to	1400m to	1200m to	1000m to	800m to	600m to	400m to	200m to	Total or	Margin
7th	13	Tectonic (3)	2000m	1800m	1600m	1400m	1200m	1000m	800m	600m	400m	200m	WP	Average	
		Position in running (margin)	9(20.1)	9(17.7)	9(12.2)	9(10.2)	8(7.1)	6(7.0)	6(7.6)	4(3.2)	2(0.8)	3(2.2)	6(5.3)		14.00
		Sectional time (s)	15.40	14.79	14.64	14.80	14.24	14.68	14.84	14.41	15.79	15.46	15.88		
		Cumulative time (s)	164.93	149.53	134.74	120.10	105.30	91.06	76.38	61.54	47.13	31.34	15.88	3:19.99	
		Speed (m/s)	12.99	13.52	13.66	13.51	14.04	13.62	13.48	13.88	12.67	12.94	12.59	13.00	
		Stride length (m)	5.99	6.13	6.11	6.15	6.33	6.21	5.97	6.11	5.77	5.84	5.82	6.01	
		Stride duration (s)	0.461	0.453	0.447	0.455	0.451	0.455	0.443	0.440	0.455	0.451	0.462	0.462	
		Stride efficiency (%)	56.12	58.62	58.41	59.15	62.58	60.17	55.73	58.25	52.00	53.23	52.95	56.38	
		Stride count	33.37	32.65	32.71	32.51	31.60	32.23	33.49	32.76	34.67	34.27	34.36	432.84	

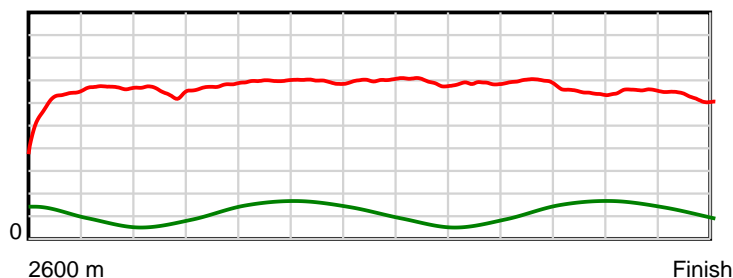
10 m Stride length



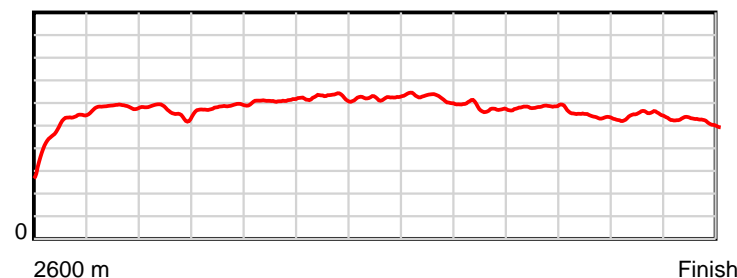
0.6 s Stride duration



20 m/sec Speed



100 % Stride efficiency



Note: Horizontal distance axis grid lines are 200m furlongs.

Disclaimer.

HRNZ and NZMTC and Thoroughbred Ratings Pty Ltd accepts no responsibility for the completeness or accuracy of any of the information contained herein, and makes no representations about its suitability for any particular purpose. Users should make their own judgements about those matters and/or seek independent advice. You assume all risks associated with use of the data provided on this page.



Race Results



June 28, 2024, Race 8, AIRPARK CANTERBURY HANDICAP TROT, Distance 2600m, Addington - Survey 3200m

Result	TAB no.	Horse (Barrier)	2600 to	2400m to
8th	7	Prince Teka (12)	2400m	2200m
		Position in running (margin)	-	1(0.0)
		Sectional time (s)	16.44	15.19
		Cumulative time (s)	200.33	183.89
		Speed (m/s)	12.17	13.17
		Stride length (m)	5.48	5.97
		Stride duration (s)	0.443	0.453
		Stride efficiency (%)	46.90	55.60
		Stride count	36.51	33.53

Disclaimer.

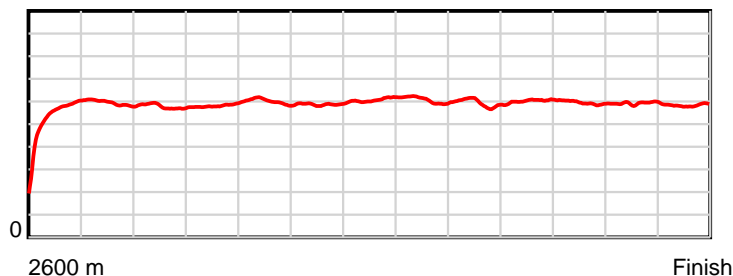
HRNZ and NZMTC and Thoroughbred Ratings Pty Ltd accepts no responsibility for the completeness or accuracy of any of the information contained herein, and makes no representations about its suitability for any particular purpose. Users should make their own judgements about those matters and/or seek independent advice. You assume all risks associated with use of the data provided on this page.

Race Results

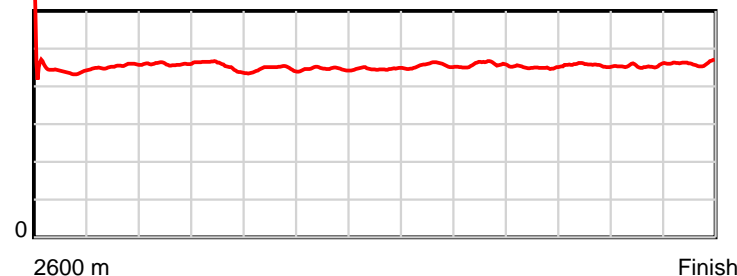
June 28, 2024, Race 8, AIRPARK CANTERBURY HANDICAP TROT, Distance 2600m, Addington - Survey 3200m

Result	TAB no.	Horse (Barrier)	2200m to	2000m to	1800m to	1600m to	1400m to	1200m to	1000m to	800m to	600m to	400m to	200m to	Total or	Margin
8th	7	Prince Teka (12)	2000m	1800m	1600m	1400m	1200m	1000m	800m	600m	400m	200m	WP	Average	
		Position in running (margin)	1(0.0)	1(0.0)	1(0.0)	1(0.0)	1(0.0)	3(2.7)	3(4.8)	5(3.8)	7(4.7)	8(4.8)	7(8.5)		15.80
		Sectional time (s)	15.82	15.69	14.97	15.32	14.72	14.91	15.41	14.97	15.57	15.55	15.77		
		Cumulative time (s)	168.70	152.88	137.19	122.22	106.90	92.18	77.27	61.86	46.89	31.32	15.77	3:20.33	
		Speed (m/s)	12.64	12.75	13.36	13.05	13.59	13.41	12.98	13.36	12.85	12.86	12.68	12.98	
		Stride length (m)	5.81	5.80	5.96	5.83	6.07	6.11	5.95	6.01	5.86	5.84	5.86	5.88	
		Stride duration (s)	0.459	0.455	0.446	0.447	0.447	0.455	0.458	0.450	0.457	0.454	0.462	0.453	
		Stride efficiency (%)	52.71	52.56	55.48	53.10	57.54	58.28	55.26	56.42	53.73	53.27	53.68	54.09	
		Stride count	34.44	34.48	33.56	34.31	32.96	32.75	33.63	33.28	34.11	34.26	34.12	441.94	

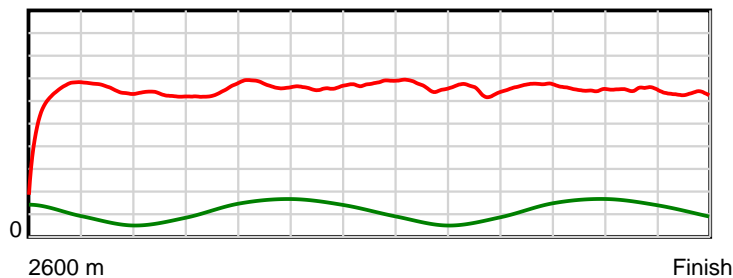
10 m Stride length



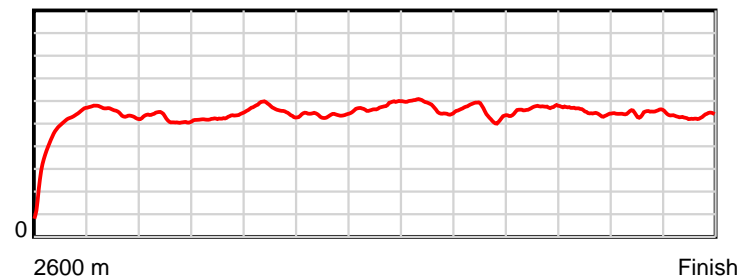
0.6 s Stride duration



20 m/sec Speed



100 % Stride efficiency



Note: Horizontal distance axis grid lines are 200m furlongs.

Disclaimer.

HRNZ and NZMTC and Thoroughbred Ratings Pty Ltd accepts no responsibility for the completeness or accuracy of any of the information contained herein, and makes no representations about its suitability for any particular purpose. Users should make their own judgements about those matters and/or seek independent advice. You assume all risks associated with use of the data provided on this page.



Race Results



June 28, 2024, Race 8, AIRPARK CANTERBURY HANDICAP TROT, Distance 2600m, Addington - Survey 3200m

Result	TAB no.	Horse (Barrier)	2600 to	2400m to
9th	5	It's So Easy (10)	2400m	2200m
		Position in running (margin)	-	3(3.3)
		Sectional time (s)	16.78	15.61
		Cumulative time (s)	200.57	183.79
		Speed (m/s)	11.92	12.81
		Stride length (m)	5.38	5.71
		Stride duration (s)	0.436	0.446
		Stride efficiency (%)	45.20	50.95
		Stride count	37.19	35.03

Disclaimer.

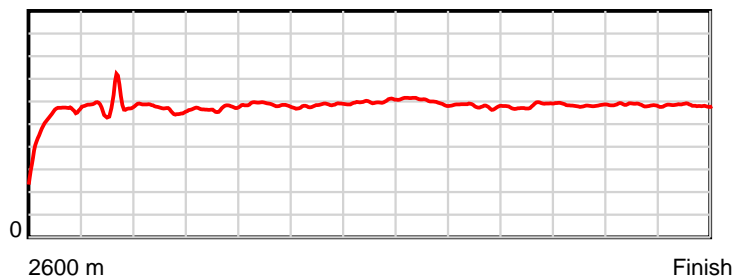
HRNZ and NZMTC and Thoroughbred Ratings Pty Ltd accepts no responsibility for the completeness or accuracy of any of the information contained herein, and makes no representations about its suitability for any particular purpose. Users should make their own judgements about those matters and/or seek independent advice. You assume all risks associated with use of the data provided on this page.

Race Results

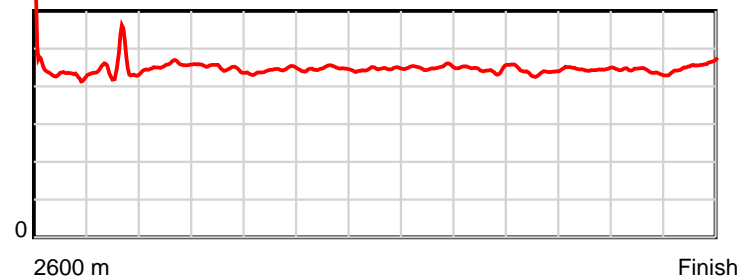
June 28, 2024, Race 8, AIRPARK CANTERBURY HANDICAP TROT, Distance 2600m, Addington - Survey 3200m

Result	TAB no.	Horse (Barrier)	2200m to	2000m to	1800m to	1600m to	1400m to	1200m to	1000m to	800m to	600m to	400m to	200m to	Total or	Margin
9th	5	It's So Easy (10)	2000m	1800m	1600m	1400m	1200m	1000m	800m	600m	400m	200m	WP	Average	
		Position in running (margin)	4(5.8)	4(7.3)	6(6.8)	7(7.0)	7(6.4)	9(9.4)	10(11.6)	10(8.5)	10(9.2)	11(9.2)	9(11.7)		17.10
		Sectional time (s)	16.07	15.61	15.01	15.21	14.77	14.95	15.06	14.90	15.57	15.33	15.70		
		Cumulative time (s)	168.18	152.11	136.50	121.49	106.28	91.51	76.56	61.50	46.60	31.03	15.70	3:20.57	
		Speed (m/s)	12.45	12.81	13.32	13.15	13.54	13.38	13.28	13.42	12.85	13.05	12.74	12.96	
		Stride length (m)	5.67	5.76	5.89	5.87	6.03	6.02	5.92	5.90	5.73	5.74	5.82	5.80	
		Stride duration (s)	0.455	0.449	0.442	0.447	0.446	0.450	0.446	0.439	0.446	0.440	0.457	0.447	
		Stride efficiency (%)	50.17	51.77	54.27	53.91	56.90	56.72	54.77	54.31	51.33	51.48	53.02	52.54	
		Stride count	35.30	34.75	33.94	34.05	33.14	33.20	33.78	33.93	34.90	34.85	34.34	448.40	

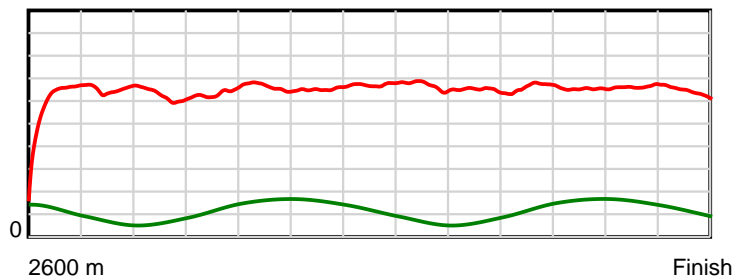
10 m Stride length



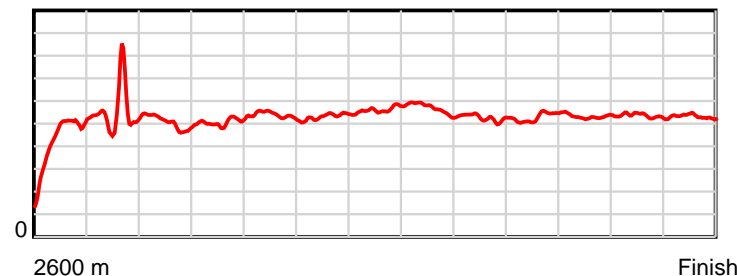
0.6 s Stride duration



20 m/sec Speed



100 % Stride efficiency



Note: Horizontal distance axis grid lines are 200m furlongs.

Disclaimer.

HRNZ and NZMTC and Thoroughbred Ratings Pty Ltd accepts no responsibility for the completeness or accuracy of any of the information contained herein, and makes no representations about its suitability for any particular purpose. Users should make their own judgements about those matters and/or seek independent advice. You assume all risks associated with use of the data provided on this page.



Race Results



June 28, 2024, Race 8, AIRPARK CANTERBURY HANDICAP TROT, Distance 2600m, Addington - Survey 3200m

Result	TAB no.	Horse (Barrier)	2600 to	2400m to
10th	10	Sheza Gift (5)	2400m	2200m
		Position in running (margin)	-	5(8.6)
		Sectional time (s)	17.83	15.12
		Cumulative time (s)	200.87	183.04
		Speed (m/s)	11.22	13.23
		Stride length (m)	5.22	5.83
		Stride duration (s)	0.443	0.441
		Stride efficiency (%)	42.55	53.10
		Stride count	38.33	34.31

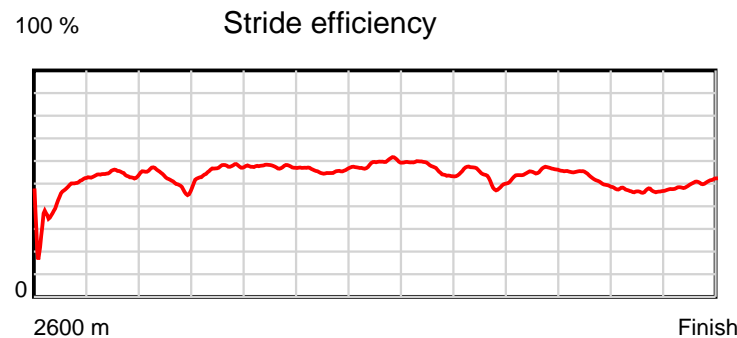
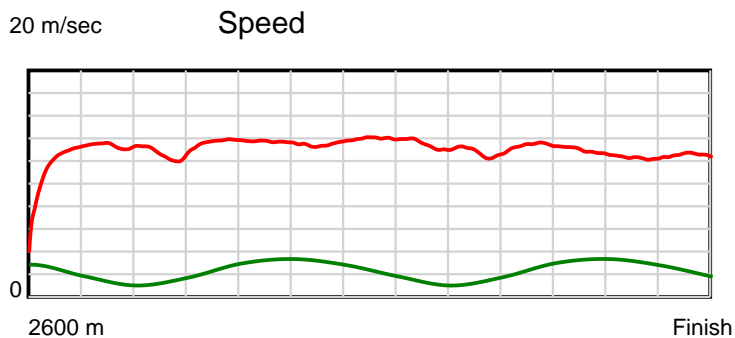
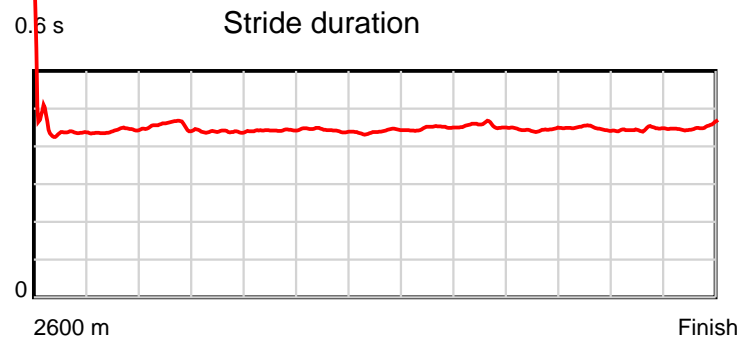
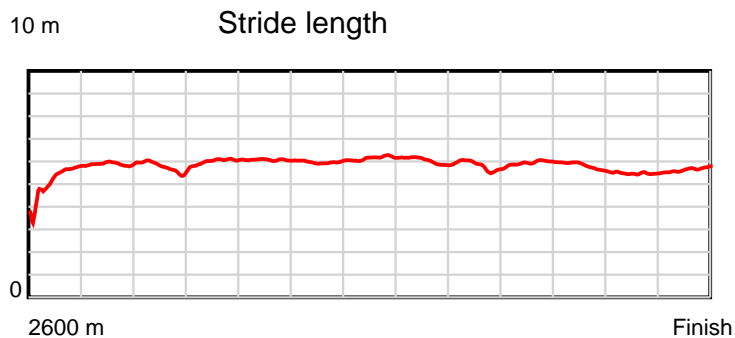
Disclaimer.

HRNZ and NZMTC and Thoroughbred Ratings Pty Ltd accepts no responsibility for the completeness or accuracy of any of the information contained herein, and makes no representations about its suitability for any particular purpose. Users should make their own judgements about those matters and/or seek independent advice. You assume all risks associated with use of the data provided on this page.

Race Results

June 28, 2024, Race 8, AIRPARK CANTERBURY HANDICAP TROT, Distance 2600m, Addington - Survey 3200m

Result	TAB no.	Horse (Barrier)	2200m to	2000m to	1800m to	1600m to	1400m to	1200m to	1000m to	800m to	600m to	400m to	200m to	Total or	Margin
10th	10	Sheza Gift (5)	2000m	1800m	1600m	1400m	1200m	1000m	800m	600m	400m	200m	WP	Average	
		Position in running (margin)	5(8.2)	5(9.3)	3(2.5)	2(1.5)	2(0.0)	1(0.0)	2(1.9)	2(2.0)	4(2.6)	6(3.1)	8(11.2)		18.70
		Sectional time (s)	15.99	14.56	14.82	15.07	14.26	14.89	15.59	14.91	15.64	16.27	15.92		
		Cumulative time (s)	167.92	151.93	137.37	122.55	107.48	93.22	78.33	62.74	47.83	32.19	15.92	3:20.87	
		Speed (m/s)	12.51	13.74	13.50	13.27	14.03	13.43	12.83	13.41	12.79	12.29	12.56	12.94	
		Stride length (m)	5.70	6.03	5.97	5.88	6.17	6.03	5.84	5.96	5.73	5.47	5.67	5.80	
		Stride duration (s)	0.456	0.439	0.442	0.443	0.440	0.448	0.455	0.444	0.448	0.445	0.451	0.448	
		Stride efficiency (%)	50.79	56.78	55.65	54.08	59.40	56.73	53.33	55.46	51.37	46.72	50.28	52.50	
		Stride count	35.08	33.18	33.51	34.00	32.44	33.19	34.23	33.57	34.88	36.58	35.26	448.56	



Note: Horizontal distance axis grid lines are 200m furlongs.

Disclaimer.

HRNZ and NZMTC and Thoroughbred Ratings Pty Ltd accepts no responsibility for the completeness or accuracy of any of the information contained herein, and makes no representations about its suitability for any particular purpose. Users should make their own judgements about those matters and/or seek independent advice. You assume all risks associated with use of the data provided on this page.



Race Results



June 28, 2024, Race 8, AIRPARK CANTERBURY HANDICAP TROT, Distance 2600m, Addington - Survey 3200m

Result	TAB no.	Horse (Barrier)	2600 to	2400m to
11th	1	Sunny Louis (6)	2400m	2200m
		Position in running (margin)	-	4(4.2)
		Sectional time (s)	17.09	15.41
		Cumulative time (s)	201.15	184.06
		Speed (m/s)	11.70	12.98
		Stride length (m)	5.61	6.10
		Stride duration (s)	0.456	0.470
		Stride efficiency (%)	49.21	58.12
		Stride count	35.64	32.79

Disclaimer.

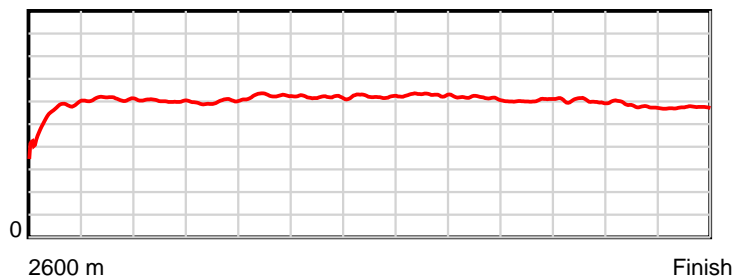
HRNZ and NZMTC and Thoroughbred Ratings Pty Ltd accepts no responsibility for the completeness or accuracy of any of the information contained herein, and makes no representations about its suitability for any particular purpose. Users should make their own judgements about those matters and/or seek independent advice. You assume all risks associated with use of the data provided on this page.

Race Results

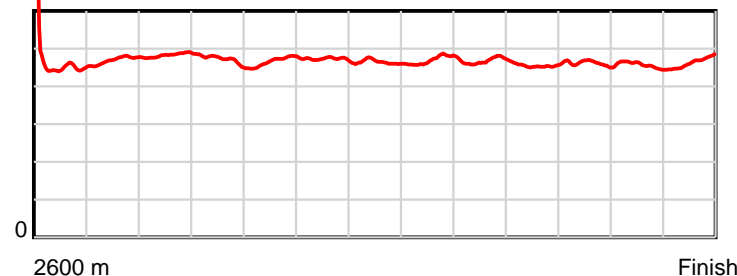
June 28, 2024, Race 8, AIRPARK CANTERBURY HANDICAP TROT, Distance 2600m, Addington - Survey 3200m

Result	TAB no.	Horse (Barrier)	2200m to	2000m to	1800m to	1600m to	1400m to	1200m to	1000m to	800m to	600m to	400m to	200m to	Total or	Margin
11th	1	Sunny Louis (6)	2000m	1800m	1600m	1400m	1200m	1000m	800m	600m	400m	200m	WP	Average	
		Position in running (margin)	3(5.5)	3(5.3)	4(4.5)	5(4.8)	5(4.2)	7(7.2)	8(9.7)	8(6.6)	9(7.4)	9(7.1)	10(12.5)		20.20
		Sectional time (s)	15.77	15.56	15.03	15.22	14.76	14.99	15.06	14.94	15.51	15.82	15.99		
		Cumulative time (s)	168.65	152.88	137.32	122.29	107.07	92.31	77.32	62.26	47.32	31.81	15.99	3:21.15	
		Speed (m/s)	12.68	12.85	13.31	13.14	13.55	13.34	13.28	13.39	12.89	12.64	12.51	12.93	
		Stride length (m)	6.12	6.07	6.21	6.21	6.29	6.27	6.21	6.09	5.95	5.77	5.83	6.05	
		Stride duration (s)	0.483	0.472	0.467	0.472	0.464	0.470	0.468	0.455	0.461	0.456	0.466	0.468	
		Stride efficiency (%)	58.56	57.52	60.21	60.24	61.92	61.44	60.34	57.88	55.23	52.00	53.14	57.18	
		Stride count	32.67	32.97	32.22	32.21	31.77	31.90	32.19	32.86	33.64	34.67	34.30	429.83	

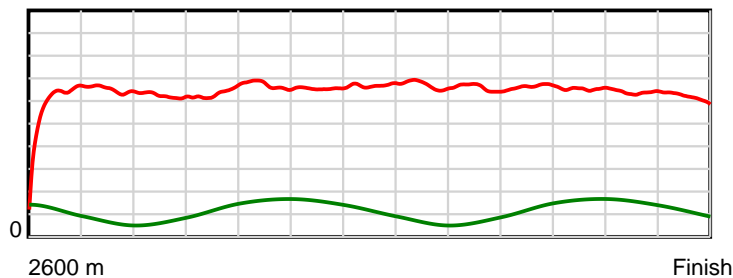
10 m Stride length



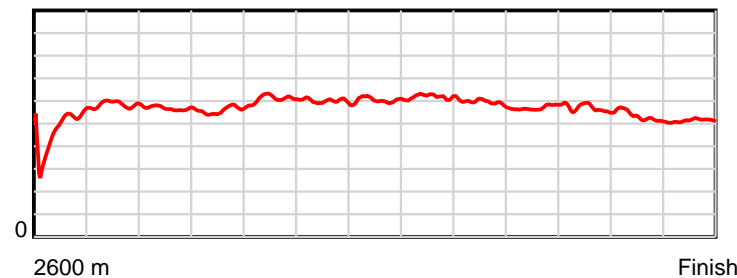
0.6 s Stride duration



20 m/sec Speed



100 % Stride efficiency



Note: Horizontal distance axis grid lines are 200m furlongs.

Disclaimer.

HRNZ and NZMTC and Thoroughbred Ratings Pty Ltd accepts no responsibility for the completeness or accuracy of any of the information contained herein, and makes no representations about its suitability for any particular purpose. Users should make their own judgements about those matters and/or seek independent advice. You assume all risks associated with use of the data provided on this page.



Race Results



June 28, 2024, Race 8, AIRPARK CANTERBURY HANDICAP TROT, Distance 2600m, Addington - Survey 3200m

Result	TAB no.	Horse (Barrier)	2600 to	2400m to
12th	14	Andy Hall (0)	2400m	2200m
		Position in running (margin)	-	12(35.3)
		Sectional time (s)	22.18	14.89
		Cumulative time (s)	207.16	184.98
		Speed (m/s)	9.02	13.43
		Stride length (m)	5.26	6.43
		Stride duration (s)	0.473	0.478
		Stride efficiency (%)	43.26	64.58
		Stride count	38.01	31.11

Disclaimer.

HRNZ and NZMTC and Thoroughbred Ratings Pty Ltd accepts no responsibility for the completeness or accuracy of any of the information contained herein, and makes no representations about its suitability for any particular purpose. Users should make their own judgements about those matters and/or seek independent advice. You assume all risks associated with use of the data provided on this page.

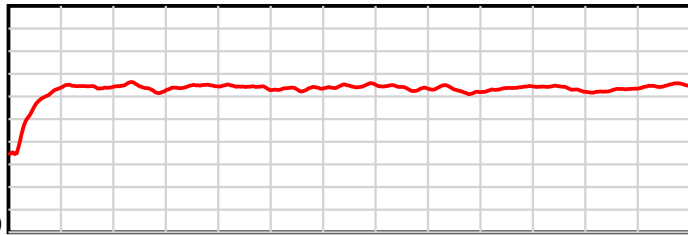
Race Results

June 28, 2024, Race 8, AIRPARK CANTERBURY HANDICAP TROT, Distance 2600m, Addington - Survey 3200m

Result	TAB no.	Horse (Barrier)	2200m to	2000m to	1800m to	1600m to	1400m to	1200m to	1000m to	800m to	600m to	400m to	200m to	Total or	Margin
12th	14	Andy Hall (0)	2000m	1800m	1600m	1400m	1200m	1000m	800m	600m	400m	200m	WP	Average	
		Position in running (margin)	12(33.5)	12(29.4)	12(24.8)	12(27.0)	12(28.9)	12(34.5)	12(41.6)	12(44.4)	12(49.4)	12(52.5)	12(55.8)		52.70
		Sectional time (s)	15.14	14.94	15.33	15.64	15.21	15.76	16.04	15.63	16.09	15.47	14.84		
		Cumulative time (s)	170.09	154.95	140.01	124.68	109.04	93.83	78.07	62.03	46.40	30.31	14.84	3:27.16	
		Speed (m/s)	13.21	13.39	13.05	12.79	13.15	12.69	12.47	12.80	12.43	12.93	13.48	12.55	
		Stride length (m)	6.39	6.45	6.35	6.30	6.50	6.40	6.32	6.37	6.26	6.29	6.54	6.28	
		Stride duration (s)	0.483	0.482	0.487	0.492	0.494	0.504	0.506	0.498	0.504	0.487	0.485	0.500	
		Stride efficiency (%)	63.74	65.07	63.03	61.97	66.00	63.94	62.35	63.36	61.25	61.87	66.85	61.60	
		Stride count	31.32	30.99	31.49	31.76	30.78	31.27	31.66	31.41	31.95	31.79	30.58	414.12	

10 m

Stride length

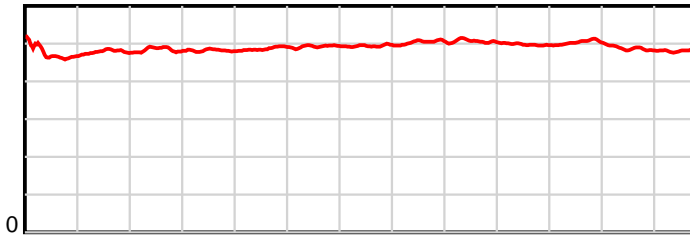


2600 m

Finish

0.6 s

Stride duration

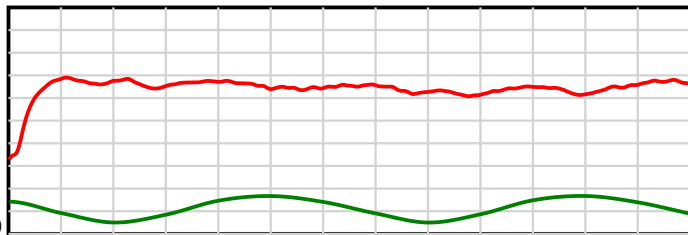


2600 m

Finish

20 m/sec

Speed

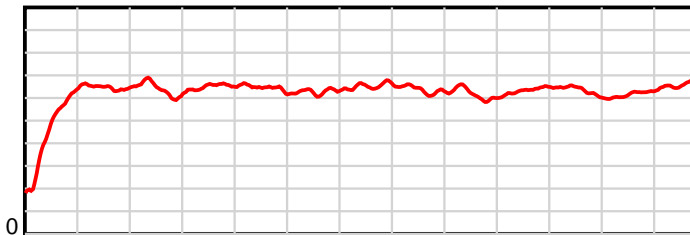


2600 m

Finish

100 %

Stride efficiency



2600 m

Finish

Note: Horizontal distance axis grid lines are 200m furlongs.

Disclaimer.

HRNZ and NZMTC and Thoroughbred Ratings Pty Ltd accepts no responsibility for the completeness or accuracy of any of the information contained herein, and makes no representations about its suitability for any particular purpose. Users should make their own judgements about those matters and/or seek independent advice. You assume all risks associated with use of the data provided on this page.



Race Results



June 28, 2024, Race 8, AIRPARK CANTERBURY HANDICAP TROT, Distance 2600m, Addington - Survey 3200m

Result	TAB no.	Horse (Barrier)	2600 to	2400m to
13th	9	The Fox (4)	2400m	2200m
		Position in running (margin)	-	13(39.1)
		Sectional time (s)	22.78	14.71
		Cumulative time (s)	207.78	185.00
		Speed (m/s)	8.78	13.60
		Stride length (m)	4.33	6.36
		Stride duration (s)	0.472	0.468
		Stride efficiency (%)	29.34	63.21
		Stride count	46.16	31.45

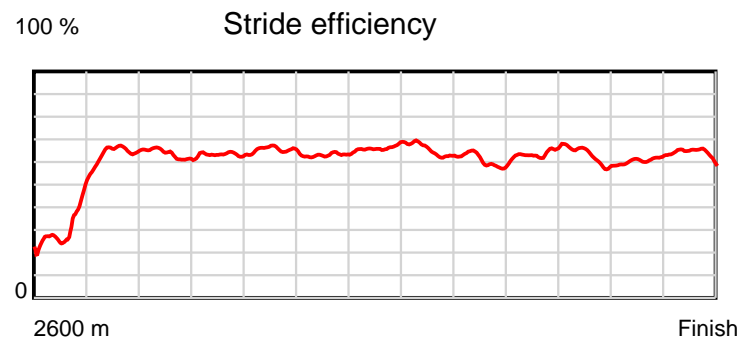
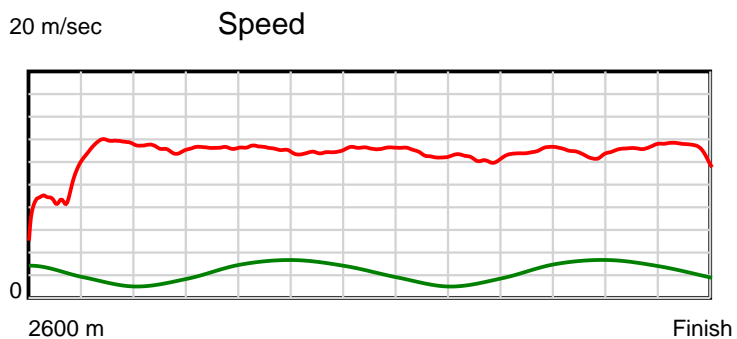
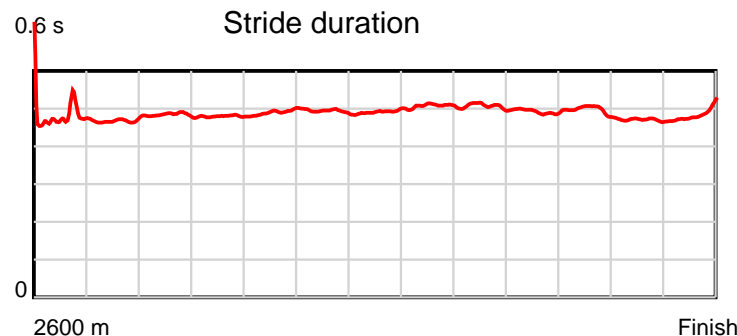
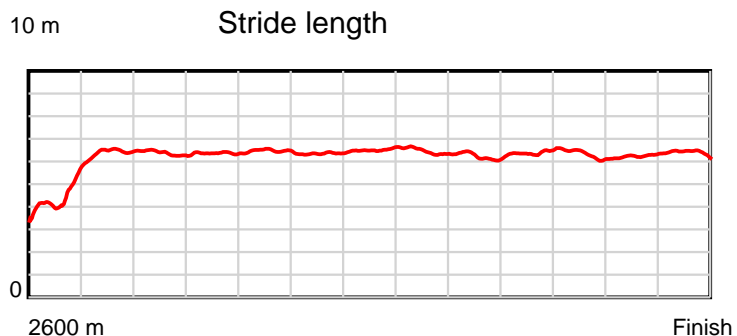
Disclaimer.

HRNZ and NZMTC and Thoroughbred Ratings Pty Ltd accepts no responsibility for the completeness or accuracy of any of the information contained herein, and makes no representations about its suitability for any particular purpose. Users should make their own judgements about those matters and/or seek independent advice. You assume all risks associated with use of the data provided on this page.

Race Results

June 28, 2024, Race 8, AIRPARK CANTERBURY HANDICAP TROT, Distance 2600m, Addington - Survey 3200m

Result	TAB no.	Horse (Barrier)	2200m to	2000m to	1800m to	1600m to	1400m to	1200m to	1000m to	800m to	600m to	400m to	200m to	Total or	Margin
13th	9	The Fox (4)	2000m	1800m	1600m	1400m	1200m	1000m	800m	600m	400m	200m	WP	Average	
		Position in running (margin)	13(36.2)	13(31.9)	13(27.7)	13(29.3)	13(31.1)	13(36.8)	13(44.1)	13(47.2)	13(52.1)	13(54.0)	13(56.1)		56.10
		Sectional time (s)	15.11	15.00	15.23	15.62	15.22	15.78	16.09	15.63	15.87	15.28	15.46		
		Cumulative time (s)	170.29	155.18	140.18	124.95	109.33	94.11	78.33	62.24	46.61	30.74	15.46	3:27.78	
		Speed (m/s)	13.24	13.33	13.13	12.80	13.14	12.67	12.43	12.80	12.60	13.09	12.94	12.51	
		Stride length (m)	6.40	6.40	6.43	6.32	6.46	6.43	6.29	6.30	6.25	6.16	6.30	6.12	
		Stride duration (s)	0.484	0.480	0.490	0.493	0.491	0.507	0.506	0.492	0.496	0.470	0.487	0.489	
		Stride efficiency (%)	64.07	63.99	64.63	62.40	65.14	64.52	61.85	61.93	61.01	59.22	62.11	58.56	
		Stride count	31.23	31.25	31.10	31.65	30.98	31.13	31.79	31.77	32.01	32.49	31.72	424.73	



Note: Horizontal distance axis grid lines are 200m furlongs.

Disclaimer.

HRNZ and NZMTC and Thoroughbred Ratings Pty Ltd accepts no responsibility for the completeness or accuracy of any of the information contained herein, and makes no representations about its suitability for any particular purpose. Users should make their own judgements about those matters and/or seek independent advice. You assume all risks associated with use of the data provided on this page.