



Race Results

NZ Metropolitan Trotting Club Inc, HRNZ, June 28, 2024

Compilation date: June 28, 2024, 8:58:09 PM (NZST)

Copyright © 2024 HRNZ and NZMTC. All rights reserved.

Trademarks.

StrideMASTER is a registered trademark of Thoroughbred Ratings Pty Ltd.

Disclaimer.

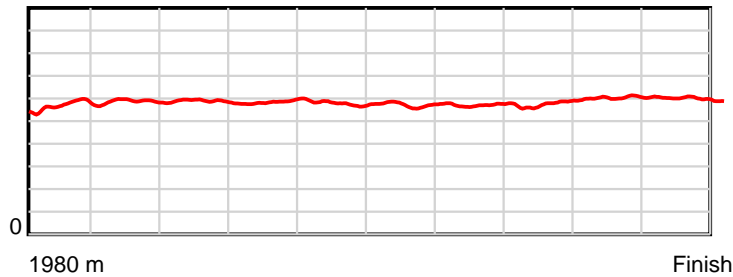
HRNZ and NZMTC and Thoroughbred Ratings Pty Ltd accepts no responsibility for the completeness or accuracy of any of the information contained herein, and makes no representations about its suitability for any particular purpose. Users should make their own judgements about those matters and/or seek independent advice. You assume all risks associated with use of the data provided on this page.

Race Results

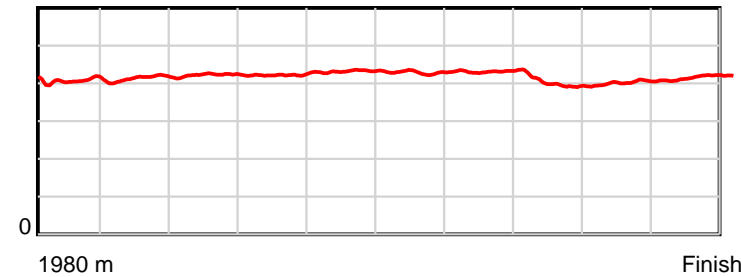
June 28, 2024, Race 9, WOODLANDS STUD - SUPPORTING OUR FUTURE MOBILE PACE, Distance 1980m, Addington - Survey 1980m

| Result | TAB no. | Horse (Barrier) | 1980 to | 1800m to | 1600m to | 1400m to | 1200m to | 1000m to | 800m to | 600m to | 400m to | 200m to | Total or | Margin |
|--------|---------|------------------------------|--------------|--------------|--------------|--------------|--------------|-------------|-------------|-------------|-------------|-----------|----------------|--------|
| 1st | 8 | Molly Belwin (8) | 1800m | 1600m | 1400m | 1200m | 1000m | 800m | 600m | 400m | 200m | WP | Average | |
| | | Position in running (margin) | - | 9(5.4) | 7(8.2) | 6(4.6) | 5(2.4) | 7(4.0) | 7(3.6) | 7(3.0) | 1(0.0) | 1(0.0) | | 0.00 |
| | | Sectional time (s) | 13.08 | 14.59 | 15.02 | 14.44 | 15.52 | 15.28 | 15.13 | 14.45 | 13.85 | 14.02 | | |
| | | Cumulative time (s) | 145.38 | 132.30 | 117.71 | 102.69 | 88.25 | 72.73 | 57.45 | 42.32 | 27.87 | 14.02 | 2:25.38 | |
| | | Speed (m/s) | 13.77 | 13.71 | 13.32 | 13.85 | 12.89 | 13.09 | 13.22 | 13.84 | 14.44 | 14.27 | 13.62 | |
| | | Stride length (m) | 5.67 | 5.66 | 5.62 | 5.85 | 5.56 | 5.61 | 5.71 | 5.51 | 5.83 | 5.94 | 5.70 | |
| | | Stride duration (s) | 0.406 | 0.413 | 0.422 | 0.423 | 0.432 | 0.429 | 0.432 | 0.398 | 0.404 | 0.417 | 0.418 | |
| | | Stride efficiency (%) | 50.21 | 50.09 | 49.43 | 53.52 | 48.38 | 49.24 | 50.97 | 47.46 | 53.08 | 55.16 | 50.69 | |
| | | Stride count | 31.75 | 35.32 | 35.56 | 34.17 | 35.94 | 35.63 | 35.02 | 36.29 | 34.32 | 33.66 | 347.66 | |

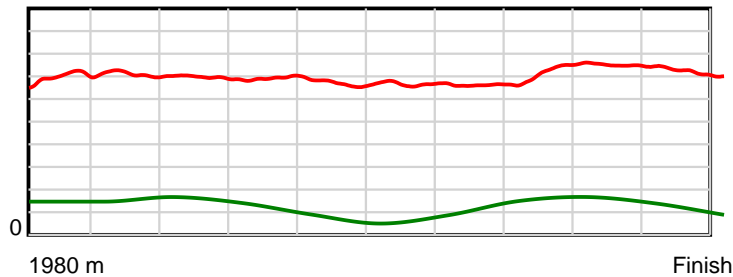
10 m Stride length



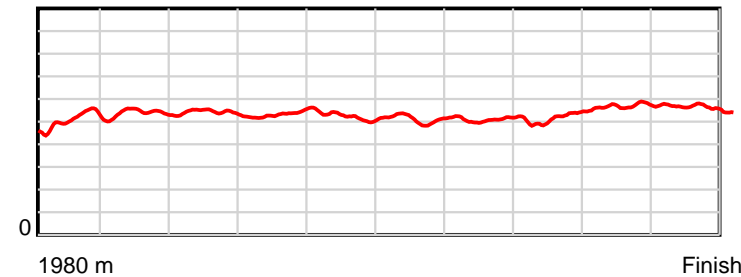
0.6 s Stride duration



20 m/sec Speed



100 % Stride efficiency



Note: Horizontal distance axis grid lines are 200m furlongs.

Disclaimer.

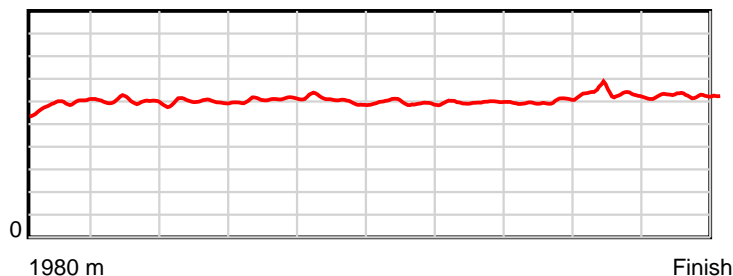
HRNZ and NZMTC and Thoroughbred Ratings Pty Ltd accepts no responsibility for the completeness or accuracy of any of the information contained herein, and makes no representations about its suitability for any particular purpose. Users should make their own judgements about those matters and/or seek independent advice. You assume all risks associated with use of the data provided on this page.

Race Results

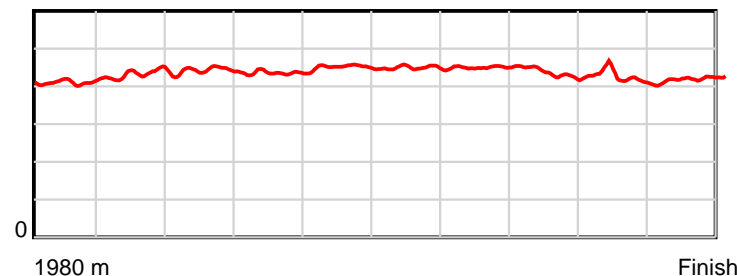
June 28, 2024, Race 9, WOODLANDS STUD - SUPPORTING OUR FUTURE MOBILE PACE, Distance 1980m, Addington - Survey 1980m

| Result | TAB no. | Horse (Barrier) | 1980 to | 1800m to | 1600m to | 1400m to | 1200m to | 1000m to | 800m to | 600m to | 400m to | 200m to | Total or | Margin |
|--------|---------|------------------------------|--------------|--------------|--------------|--------------|--------------|-------------|-------------|-------------|-------------|-----------|----------------|--------|
| 2nd | 11 | Shakira (11) | 1800m | 1600m | 1400m | 1200m | 1000m | 800m | 600m | 400m | 200m | WP | Average | |
| | | Position in running (margin) | - | 10(6.2) | 10(10.6) | 10(8.1) | 9(5.2) | 8(5.0) | 8(4.7) | 8(4.2) | 8(4.1) | 5(4.1) | | 0.50 |
| | | Sectional time (s) | 13.21 | 14.85 | 15.19 | 14.33 | 15.22 | 15.30 | 15.15 | 14.94 | 13.85 | 13.35 | | |
| | | Cumulative time (s) | 145.39 | 132.18 | 117.33 | 102.14 | 87.81 | 72.59 | 57.29 | 42.14 | 27.20 | 13.35 | 2:25.39 | |
| | | Speed (m/s) | 13.63 | 13.47 | 13.17 | 13.96 | 13.14 | 13.07 | 13.20 | 13.39 | 14.44 | 14.98 | 13.62 | |
| | | Stride length (m) | 5.84 | 5.83 | 5.82 | 6.08 | 5.94 | 5.87 | 5.95 | 5.82 | 6.08 | 6.31 | 5.95 | |
| | | Stride duration (s) | 0.410 | 0.433 | 0.442 | 0.435 | 0.452 | 0.449 | 0.451 | 0.434 | 0.421 | 0.421 | 0.437 | |
| | | Stride efficiency (%) | 53.32 | 53.12 | 52.88 | 57.71 | 55.17 | 53.82 | 55.39 | 52.84 | 57.71 | 62.24 | 55.34 | |
| | | Stride count | 30.82 | 34.30 | 34.38 | 32.91 | 33.66 | 34.08 | 33.59 | 34.39 | 32.91 | 31.69 | 332.73 | |

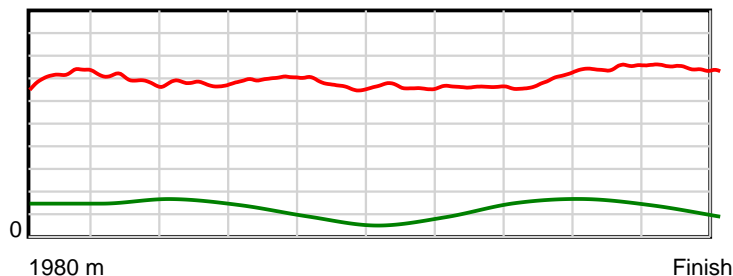
10 m Stride length



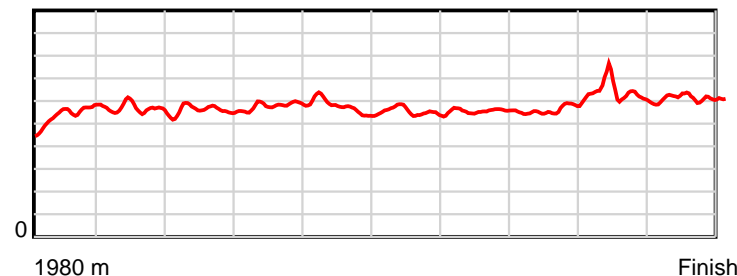
0.6 s Stride duration



20 m/sec Speed



100 % Stride efficiency



Note: Horizontal distance axis grid lines are 200m furlongs.

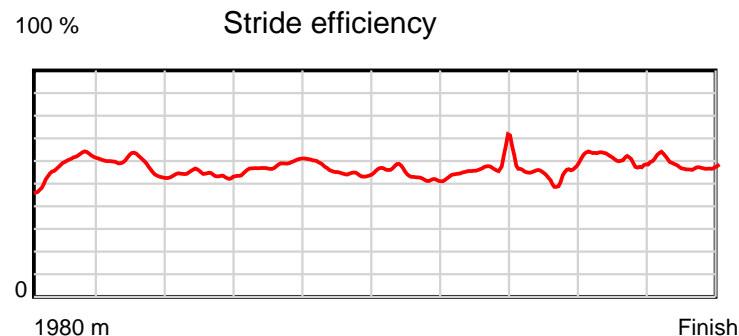
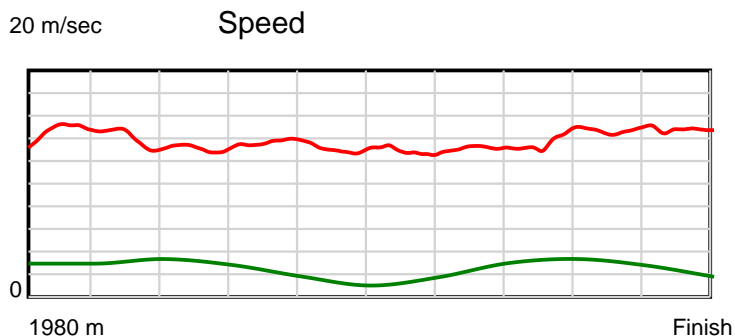
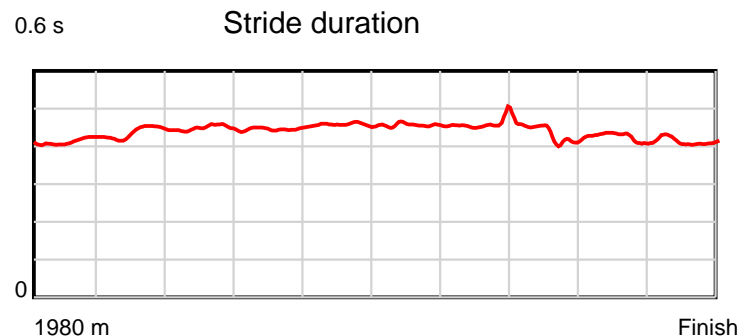
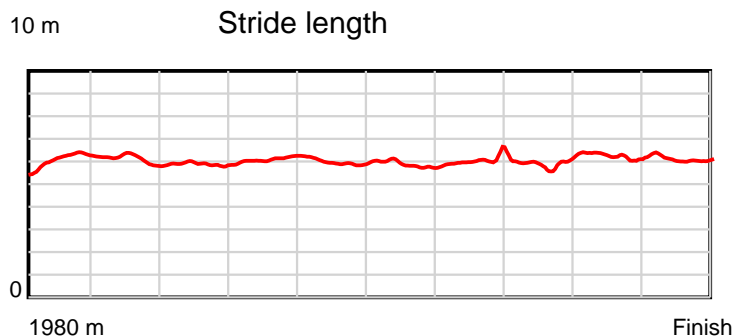
Disclaimer.

HRNZ and NZMTC and Thoroughbred Ratings Pty Ltd accepts no responsibility for the completeness or accuracy of any of the information contained herein, and makes no representations about its suitability for any particular purpose. Users should make their own judgements about those matters and/or seek independent advice. You assume all risks associated with use of the data provided on this page.

Race Results

June 28, 2024, Race 9, WOODLANDS STUD - SUPPORTING OUR FUTURE MOBILE PACE, Distance 1980m, Addington - Survey 1980m

| Result | TAB no. | Horse (Barrier) | 1980 to | 1800m to | 1600m to | 1400m to | 1200m to | 1000m to | 800m to | 600m to | 400m to | 200m to | Total or | Margin |
|--------|---------|------------------------------|--------------|--------------|--------------|--------------|--------------|-------------|-------------|-------------|-------------|-----------|----------------|--------|
| 3rd | 10 | Reklaws Dream (10) | 1800m | 1600m | 1400m | 1200m | 1000m | 800m | 600m | 400m | 200m | WP | Average | |
| | | Position in running (margin) | - | 6(3.8) | 5(6.5) | 8(5.9) | 10(5.3) | 10(5.5) | 10(5.6) | 10(5.2) | 10(4.4) | 8(5.3) | | 2.00 |
| | | Sectional time (s) | 12.66 | 14.57 | 15.51 | 14.71 | 15.28 | 15.36 | 15.17 | 14.82 | 14.01 | 13.65 | | |
| | | Cumulative time (s) | 145.74 | 133.08 | 118.51 | 103.00 | 88.29 | 73.01 | 57.65 | 42.48 | 27.66 | 13.65 | 2:25.74 | |
| | | Speed (m/s) | 14.22 | 13.73 | 12.89 | 13.60 | 13.09 | 13.02 | 13.18 | 13.50 | 14.28 | 14.65 | 13.59 | |
| | | Stride length (m) | 6.06 | 6.01 | 5.78 | 6.07 | 5.99 | 5.94 | 6.05 | 5.84 | 6.03 | 6.06 | 5.98 | |
| | | Stride duration (s) | 0.413 | 0.438 | 0.448 | 0.446 | 0.458 | 0.456 | 0.459 | 0.433 | 0.422 | 0.413 | 0.440 | |
| | | Stride efficiency (%) | 57.36 | 56.45 | 52.16 | 57.51 | 56.12 | 55.11 | 57.20 | 53.33 | 56.84 | 57.33 | 55.88 | |
| | | Stride count | 29.71 | 33.28 | 34.62 | 32.97 | 33.37 | 33.68 | 33.06 | 34.24 | 33.16 | 33.02 | 331.11 | |



Note: Horizontal distance axis grid lines are 200m furlongs.

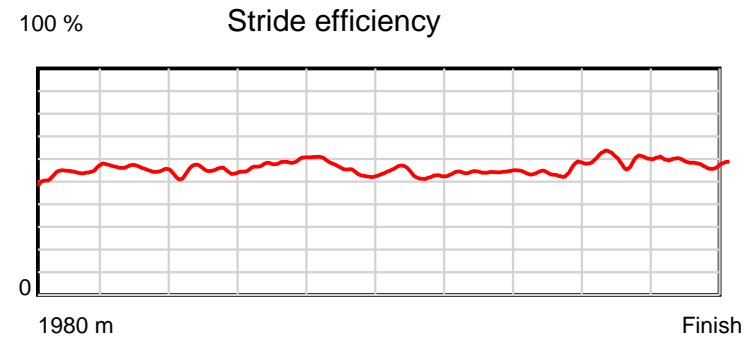
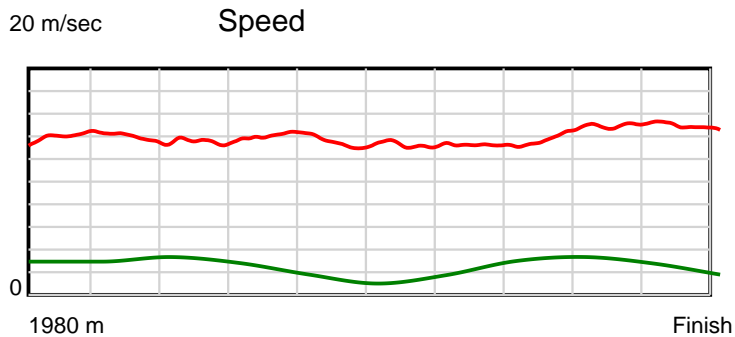
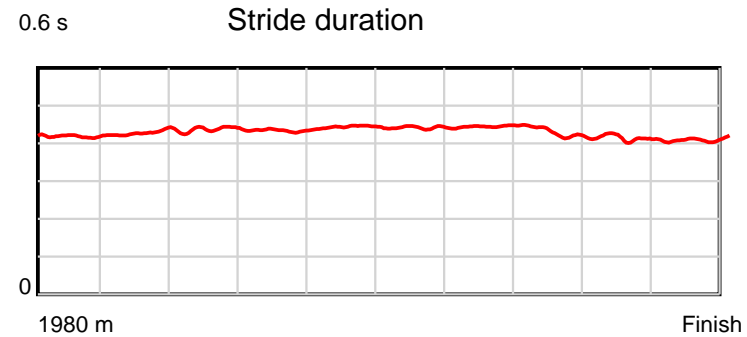
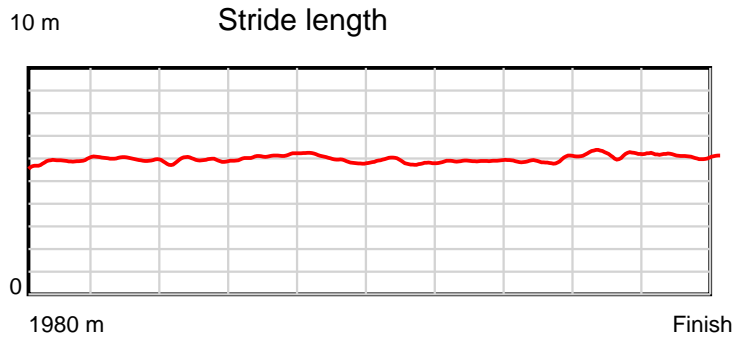
Disclaimer.

HRNZ and NZMTC and Thoroughbred Ratings Pty Ltd accepts no responsibility for the completeness or accuracy of any of the information contained herein, and makes no representations about its suitability for any particular purpose. Users should make their own judgements about those matters and/or seek independent advice. You assume all risks associated with use of the data provided on this page.

Race Results

June 28, 2024, Race 9, WOODLANDS STUD - SUPPORTING OUR FUTURE MOBILE PACE, Distance 1980m, Addington - Survey 1980m

| Result | TAB no. | Horse (Barrier) | 1980 to | 1800m to | 1600m to | 1400m to | 1200m to | 1000m to | 800m to | 600m to | 400m to | 200m to | Total or | Margin |
|--------|---------|------------------------------|--------------|--------------|--------------|--------------|--------------|-------------|-------------|-------------|-------------|-----------|----------------|--------|
| 4th | 12 | Flying Bird (12) | 1800m | 1600m | 1400m | 1200m | 1000m | 800m | 600m | 400m | 200m | WP | Average | |
| | | Position in running (margin) | - | 12(7.2) | 11(12.1) | 12(9.8) | 11(6.5) | 11(7.1) | 11(6.5) | 11(6.0) | 12(5.6) | 9(5.6) | | 2.40 |
| | | Sectional time (s) | 13.29 | 14.95 | 15.22 | 14.27 | 15.35 | 15.25 | 15.15 | 14.89 | 13.85 | 13.61 | | |
| | | Cumulative time (s) | 145.83 | 132.54 | 117.59 | 102.37 | 88.10 | 72.75 | 57.50 | 42.35 | 27.46 | 13.61 | 2:25.83 | |
| | | Speed (m/s) | 13.55 | 13.38 | 13.14 | 14.02 | 13.03 | 13.11 | 13.20 | 13.43 | 14.44 | 14.70 | 13.58 | |
| | | Stride length (m) | 5.80 | 5.73 | 5.74 | 6.09 | 5.78 | 5.79 | 5.88 | 5.74 | 5.97 | 6.04 | 5.85 | |
| | | Stride duration (s) | 0.418 | 0.429 | 0.437 | 0.434 | 0.444 | 0.441 | 0.445 | 0.427 | 0.414 | 0.411 | 0.431 | |
| | | Stride efficiency (%) | 52.55 | 51.38 | 51.51 | 57.87 | 52.23 | 52.36 | 54.06 | 51.40 | 55.74 | 56.93 | 53.54 | |
| | | Stride count | 31.04 | 34.88 | 34.84 | 32.86 | 34.59 | 34.55 | 34.00 | 34.87 | 33.49 | 33.13 | 338.25 | |



Note: Horizontal distance axis grid lines are 200m furlongs.

Disclaimer.

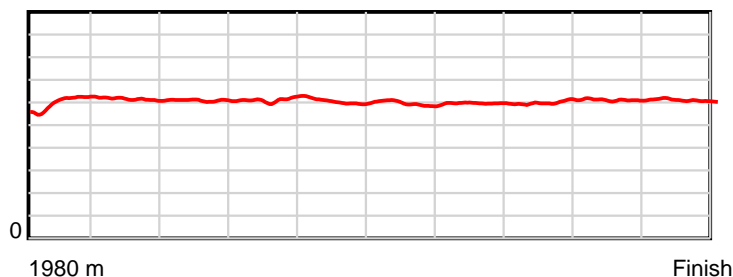
HRNZ and NZMTC and Thoroughbred Ratings Pty Ltd accepts no responsibility for the completeness or accuracy of any of the information contained herein, and makes no representations about its suitability for any particular purpose. Users should make their own judgements about those matters and/or seek independent advice. You assume all risks associated with use of the data provided on this page.

Race Results

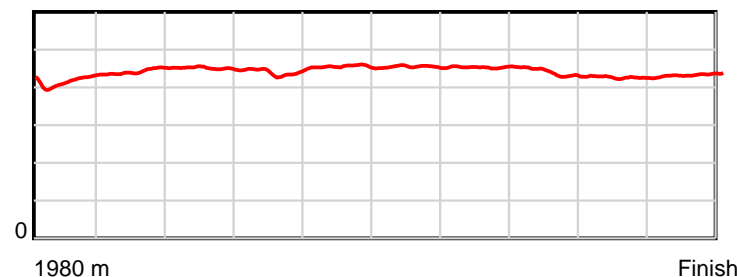
June 28, 2024, Race 9, WOODLANDS STUD - SUPPORTING OUR FUTURE MOBILE PACE, Distance 1980m, Addington - Survey 1980m

| Result | TAB no. | Horse (Barrier) | 1980 to | 1800m to | 1600m to | 1400m to | 1200m to | 1000m to | 800m to | 600m to | 400m to | 200m to | Total or | Margin |
|--------|---------|------------------------------|---------|----------|----------|----------|----------|----------|---------|---------|---------|---------|----------|--------|
| 5th | 3 | Tremendous Sen... (3) | 1800m | 1600m | 1400m | 1200m | 1000m | 800m | 600m | 400m | 200m | WP | Average | |
| | | Position in running (margin) | - | 5(3.1) | 6(6.5) | 4(3.3) | 3(1.0) | 2(1.1) | 2(1.2) | 2(1.0) | 2(0.3) | 2(2.6) | | 3.40 |
| | | Sectional time (s) | 12.62 | 14.69 | 15.08 | 14.41 | 15.27 | 15.37 | 15.18 | 14.85 | 14.23 | 14.31 | | |
| | | Cumulative time (s) | 146.01 | 133.39 | 118.70 | 103.62 | 89.21 | 73.94 | 58.57 | 43.39 | 28.54 | 14.31 | 2:26.01 | |
| | | Speed (m/s) | 14.27 | 13.61 | 13.26 | 13.88 | 13.10 | 13.01 | 13.18 | 13.47 | 14.05 | 13.98 | 13.56 | |
| | | Stride length (m) | 5.95 | 6.02 | 5.98 | 6.12 | 5.96 | 5.91 | 5.97 | 5.91 | 5.99 | 6.06 | 5.99 | |
| | | Stride duration (s) | 0.415 | 0.442 | 0.451 | 0.441 | 0.455 | 0.455 | 0.453 | 0.439 | 0.426 | 0.434 | 0.442 | |
| | | Stride efficiency (%) | 55.35 | 56.71 | 55.84 | 58.55 | 55.50 | 54.66 | 55.74 | 54.52 | 56.06 | 57.48 | 56.02 | |
| | | Stride count | 30.25 | 33.20 | 33.46 | 32.67 | 33.56 | 33.82 | 33.49 | 33.86 | 33.39 | 32.98 | 330.68 | |

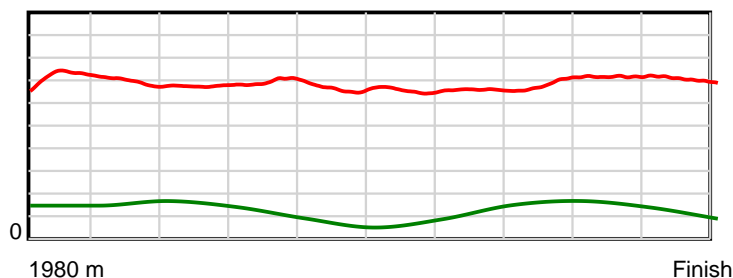
10 m Stride length



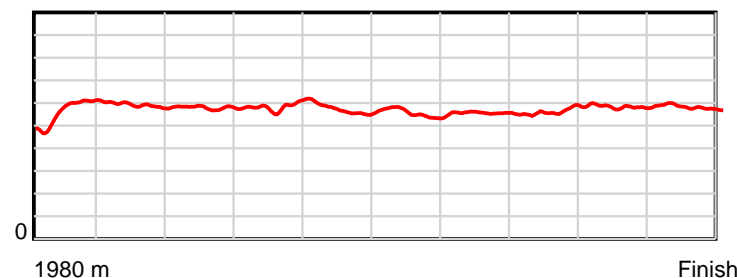
0.6 s Stride duration



20 m/sec Speed



100 % Stride efficiency



Note: Horizontal distance axis grid lines are 200m furlongs.

Disclaimer.

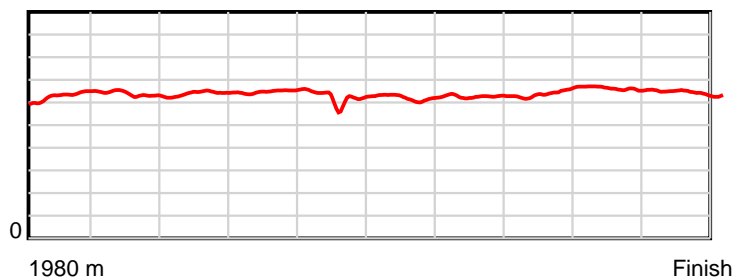
HRNZ and NZMTC and Thoroughbred Ratings Pty Ltd accepts no responsibility for the completeness or accuracy of any of the information contained herein, and makes no representations about its suitability for any particular purpose. Users should make their own judgements about those matters and/or seek independent advice. You assume all risks associated with use of the data provided on this page.

Race Results

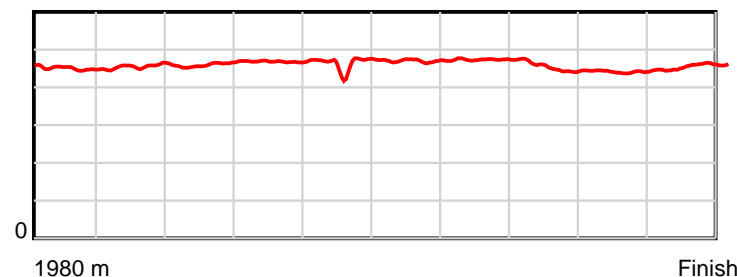
June 28, 2024, Race 9, WOODLANDS STUD - SUPPORTING OUR FUTURE MOBILE PACE, Distance 1980m, Addington - Survey 1980m

| Result | TAB no. | Horse (Barrier) | 1980 to | 1800m to | 1600m to | 1400m to | 1200m to | 1000m to | 800m to | 600m to | 400m to | 200m to | Total or | Margin |
|--------|---------|------------------------------|--------------|--------------|--------------|--------------|--------------|-------------|-------------|-------------|-------------|-----------|----------------|--------|
| 6th | 9 | Woodlea Jewel (9) | 1800m | 1600m | 1400m | 1200m | 1000m | 800m | 600m | 400m | 200m | WP | Average | |
| | | Position in running (margin) | - | 8(5.2) | 9(10.6) | 9(6.6) | 8(4.3) | 9(5.1) | 9(5.3) | 9(5.0) | 6(2.4) | 3(3.0) | | 3.80 |
| | | Sectional time (s) | 13.00 | 15.01 | 14.94 | 14.43 | 15.38 | 15.38 | 15.19 | 14.52 | 13.95 | 14.29 | | |
| | | Cumulative time (s) | 146.09 | 133.09 | 118.08 | 103.14 | 88.71 | 73.33 | 57.95 | 42.76 | 28.24 | 14.29 | 2:26.09 | |
| | | Speed (m/s) | 13.85 | 13.32 | 13.39 | 13.86 | 13.00 | 13.00 | 13.17 | 13.77 | 14.34 | 14.00 | 13.55 | |
| | | Stride length (m) | 6.27 | 6.07 | 6.16 | 6.49 | 6.03 | 6.10 | 6.24 | 6.20 | 6.34 | 6.42 | 6.23 | |
| | | Stride duration (s) | 0.450 | 0.455 | 0.460 | 0.469 | 0.463 | 0.469 | 0.474 | 0.450 | 0.442 | 0.458 | 0.460 | |
| | | Stride efficiency (%) | 61.46 | 57.56 | 59.35 | 65.91 | 56.77 | 58.20 | 60.94 | 60.11 | 62.73 | 64.35 | 60.63 | |
| | | Stride count | 28.70 | 32.95 | 32.45 | 30.79 | 33.18 | 32.77 | 32.03 | 32.25 | 31.57 | 31.17 | 317.86 | |

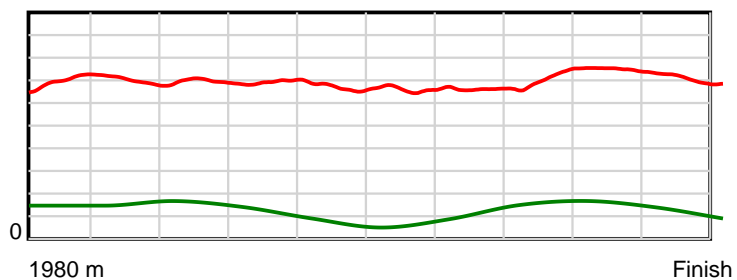
10 m Stride length



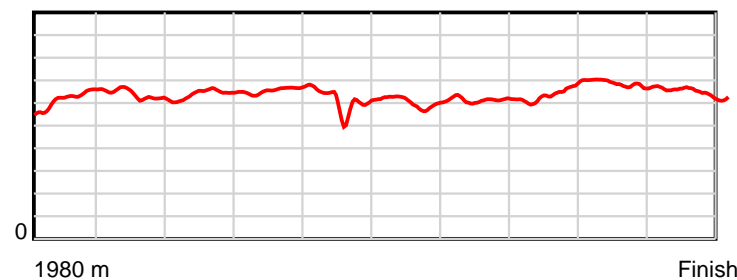
0.6 s Stride duration



20 m/sec Speed



100 % Stride efficiency



Note: Horizontal distance axis grid lines are 200m furlongs.

Disclaimer.

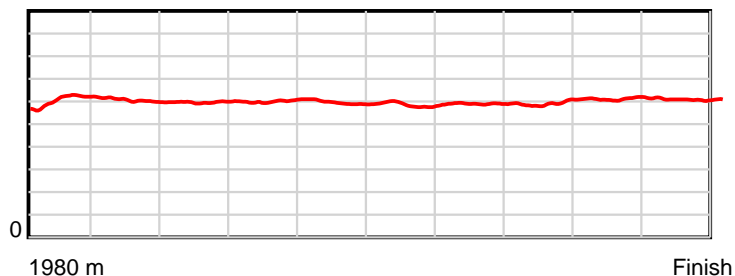
HRNZ and NZMTC and Thoroughbred Ratings Pty Ltd accepts no responsibility for the completeness or accuracy of any of the information contained herein, and makes no representations about its suitability for any particular purpose. Users should make their own judgements about those matters and/or seek independent advice. You assume all risks associated with use of the data provided on this page.

Race Results

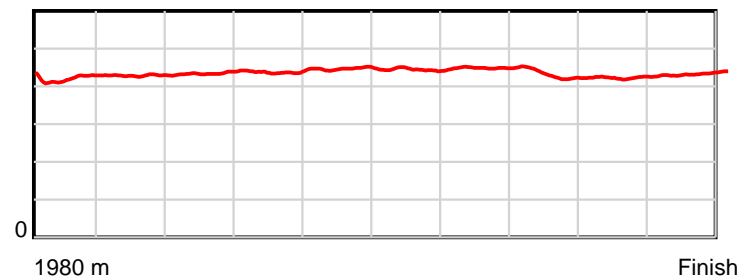
June 28, 2024, Race 9, WOODLANDS STUD - SUPPORTING OUR FUTURE MOBILE PACE, Distance 1980m, Addington - Survey 1980m

| Result | TAB no. | Horse (Barrier) | 1980 to | 1800m to | 1600m to | 1400m to | 1200m to | 1000m to | 800m to | 600m to | 400m to | 200m to | Total or | Margin |
|--------|---------|------------------------------|---------|----------|----------|----------|----------|----------|---------|---------|---------|---------|----------|--------|
| 7th | 4 | Jukebox Gypsy (4) | 1800m | 1600m | 1400m | 1200m | 1000m | 800m | 600m | 400m | 200m | WP | Average | |
| | | Position in running (margin) | - | 4(3.1) | 4(6.4) | 3(3.0) | 2(0.9) | 3(1.5) | 3(1.7) | 3(1.5) | 3(1.2) | 4(3.2) | | 3.90 |
| | | Sectional time (s) | 12.73 | 14.67 | 15.04 | 14.46 | 15.35 | 15.38 | 15.19 | 14.91 | 14.19 | 14.19 | | |
| | | Cumulative time (s) | 146.11 | 133.38 | 118.71 | 103.67 | 89.21 | 73.86 | 58.48 | 43.29 | 28.38 | 14.19 | 2:26.11 | |
| | | Speed (m/s) | 14.14 | 13.63 | 13.30 | 13.83 | 13.03 | 13.00 | 13.17 | 13.41 | 14.09 | 14.09 | 13.55 | |
| | | Stride length (m) | 6.03 | 5.84 | 5.78 | 6.06 | 5.82 | 5.78 | 5.91 | 5.76 | 5.98 | 6.11 | 5.90 | |
| | | Stride duration (s) | 0.419 | 0.429 | 0.435 | 0.438 | 0.447 | 0.445 | 0.449 | 0.429 | 0.424 | 0.433 | 0.436 | |
| | | Stride efficiency (%) | 56.87 | 53.37 | 52.26 | 57.37 | 52.91 | 52.26 | 54.66 | 51.84 | 55.82 | 58.37 | 54.48 | |
| | | Stride count | 29.84 | 34.22 | 34.59 | 33.01 | 34.37 | 34.58 | 33.82 | 34.72 | 33.46 | 32.72 | 335.33 | |

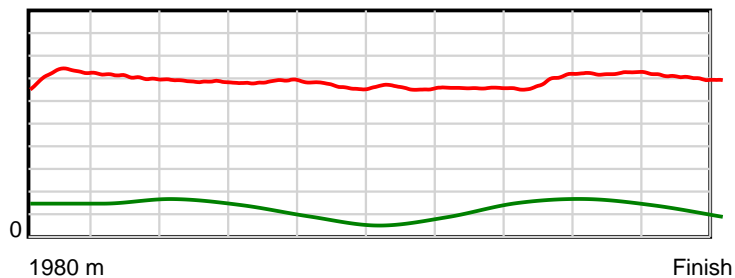
10 m Stride length



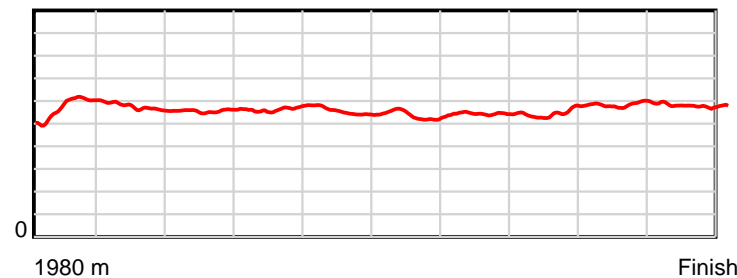
0.6 s Stride duration



20 m/sec Speed



100 % Stride efficiency



Note: Horizontal distance axis grid lines are 200m furlongs.

Disclaimer.

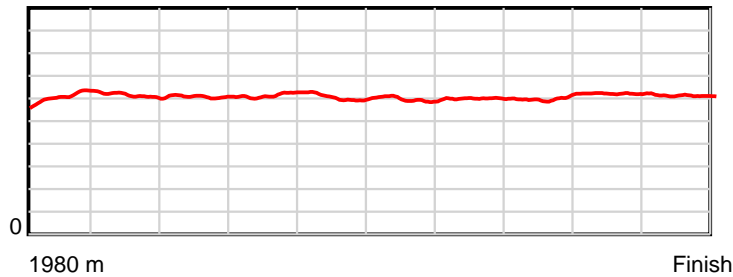
HRNZ and NZMTC and Thoroughbred Ratings Pty Ltd accepts no responsibility for the completeness or accuracy of any of the information contained herein, and makes no representations about its suitability for any particular purpose. Users should make their own judgements about those matters and/or seek independent advice. You assume all risks associated with use of the data provided on this page.

Race Results

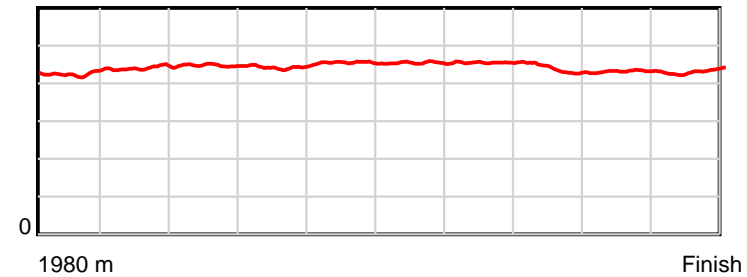
June 28, 2024, Race 9, WOODLANDS STUD - SUPPORTING OUR FUTURE MOBILE PACE, Distance 1980m, Addington - Survey 1980m

| Result | TAB no. | Horse (Barrier) | 1980 to | 1800m to | 1600m to | 1400m to | 1200m to | 1000m to | 800m to | 600m to | 400m to | 200m to | Total or | Margin |
|--------|---------|------------------------------|--------------|--------------|--------------|--------------|--------------|-------------|-------------|-------------|-------------|-----------|----------------|--------|
| 8th | 2 | Sporty Miss (2) | 1800m | 1600m | 1400m | 1200m | 1000m | 800m | 600m | 400m | 200m | WP | Average | |
| | | Position in running (margin) | - | 7(4.7) | 8(8.2) | 7(5.6) | 6(2.8) | 5(2.9) | 5(2.9) | 6(2.7) | 5(2.2) | 6(4.3) | | 4.50 |
| | | Sectional time (s) | 12.87 | 14.70 | 15.18 | 14.34 | 15.27 | 15.34 | 15.19 | 14.87 | 14.20 | 14.25 | | |
| | | Cumulative time (s) | 146.21 | 133.34 | 118.64 | 103.46 | 89.12 | 73.85 | 58.51 | 43.32 | 28.45 | 14.25 | 2:26.21 | |
| | | Speed (m/s) | 13.99 | 13.61 | 13.18 | 13.95 | 13.10 | 13.04 | 13.17 | 13.45 | 14.08 | 14.04 | 13.54 | |
| | | Stride length (m) | 6.03 | 5.99 | 5.90 | 6.18 | 5.96 | 5.92 | 5.99 | 5.89 | 6.08 | 6.07 | 6.00 | |
| | | Stride duration (s) | 0.425 | 0.440 | 0.448 | 0.443 | 0.455 | 0.454 | 0.455 | 0.438 | 0.432 | 0.432 | 0.443 | |
| | | Stride efficiency (%) | 56.86 | 56.09 | 54.35 | 59.60 | 55.43 | 54.74 | 56.15 | 54.20 | 57.77 | 57.50 | 56.24 | |
| | | Stride count | 29.84 | 33.38 | 33.91 | 32.38 | 33.58 | 33.79 | 33.36 | 33.96 | 32.89 | 32.97 | 330.06 | |

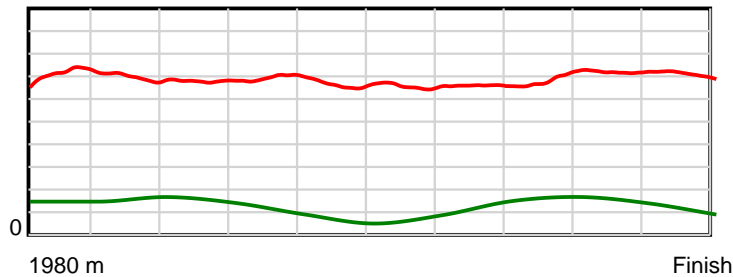
10 m Stride length



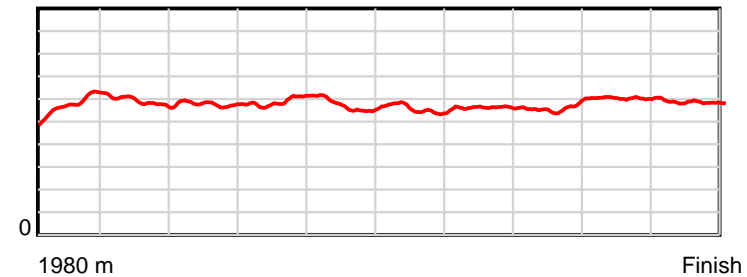
0.6 s Stride duration



20 m/sec Speed



100 % Stride efficiency



Note: Horizontal distance axis grid lines are 200m furlongs.

Disclaimer.

HRNZ and NZMTC and Thoroughbred Ratings Pty Ltd accepts no responsibility for the completeness or accuracy of any of the information contained herein, and makes no representations about its suitability for any particular purpose. Users should make their own judgements about those matters and/or seek independent advice. You assume all risks associated with use of the data provided on this page.



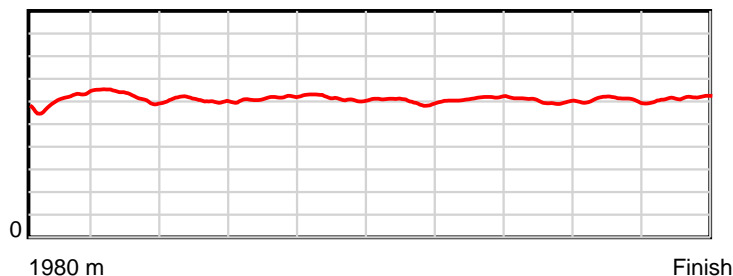
Race Results



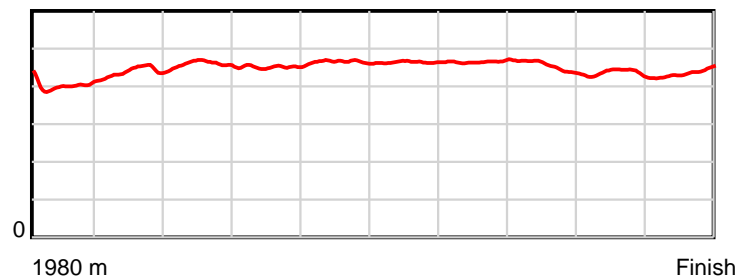
June 28, 2024, Race 9, WOODLANDS STUD - SUPPORTING OUR FUTURE MOBILE PACE, Distance 1980m, Addington - Survey 1980m

| Result | TAB no. | Horse (Barrier) | 1980 to | 1800m to | 1600m to | 1400m to | 1200m to | 1000m to | 800m to | 600m to | 400m to | 200m to | Total or | Margin |
|--------|---------|------------------------------|--------------|--------------|--------------|--------------|--------------|-------------|-------------|-------------|-------------|-----------|----------------|--------|
| 9th | 5 | Wild Irish Ros... (5) | 1800m | 1600m | 1400m | 1200m | 1000m | 800m | 600m | 400m | 200m | WP | Average | |
| | | Position in running (margin) | - | 1(0.0) | 2(2.2) | 2(1.8) | 4(1.6) | 4(1.5) | 4(1.8) | 4(1.7) | 7(3.1) | 10(7.4) | | 7.60 |
| | | Sectional time (s) | 12.01 | 14.49 | 15.54 | 14.77 | 15.24 | 15.39 | 15.21 | 15.20 | 14.56 | 14.38 | | |
| | | Cumulative time (s) | 146.79 | 134.78 | 120.29 | 104.75 | 89.98 | 74.74 | 59.35 | 44.14 | 28.94 | 14.38 | 2:26.79 | |
| | | Speed (m/s) | 14.99 | 13.80 | 12.87 | 13.54 | 13.12 | 13.00 | 13.15 | 13.16 | 13.74 | 13.91 | 13.49 | |
| | | Stride length (m) | 5.95 | 6.07 | 5.91 | 6.12 | 6.10 | 6.02 | 6.12 | 5.96 | 5.98 | 6.08 | 6.03 | |
| | | Stride duration (s) | 0.400 | 0.440 | 0.459 | 0.452 | 0.465 | 0.463 | 0.465 | 0.453 | 0.435 | 0.437 | 0.447 | |
| | | Stride efficiency (%) | 55.40 | 57.52 | 54.54 | 58.48 | 58.19 | 56.68 | 58.51 | 55.50 | 55.87 | 57.78 | 56.84 | |
| | | Stride count | 30.23 | 32.96 | 33.85 | 32.69 | 32.78 | 33.21 | 32.68 | 33.56 | 33.45 | 32.89 | 328.30 | |

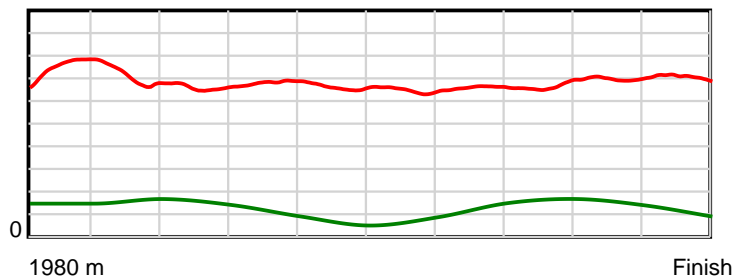
10 m Stride length



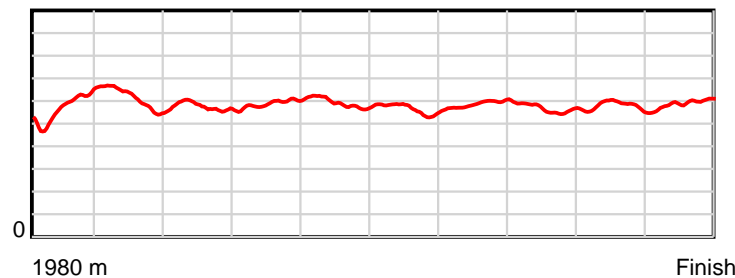
0.6 s Stride duration



20 m/sec Speed



100 % Stride efficiency



Note: Horizontal distance axis grid lines are 200m furlongs.

Disclaimer.

HRNZ and NZMTC and Thoroughbred Ratings Pty Ltd accepts no responsibility for the completeness or accuracy of any of the information contained herein, and makes no representations about its suitability for any particular purpose. Users should make their own judgements about those matters and/or seek independent advice. You assume all risks associated with use of the data provided on this page.



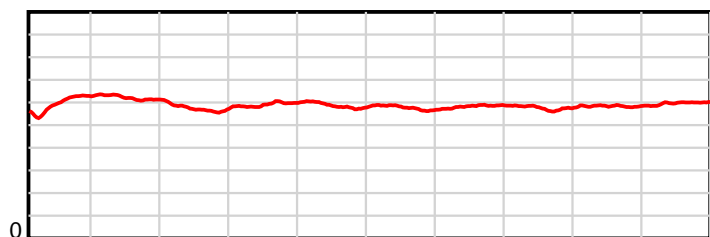
Race Results



June 28, 2024, Race 9, WOODLANDS STUD - SUPPORTING OUR FUTURE MOBILE PACE, Distance 1980m, Addington - Survey 1980m

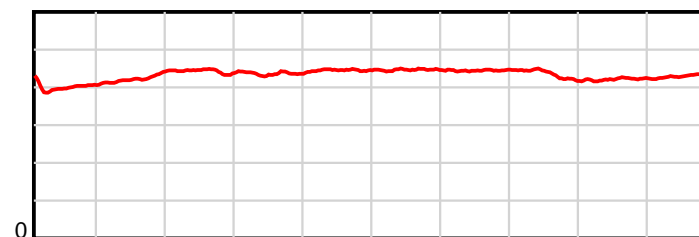
| Result | TAB no. | Horse (Barrier) | 1980 to | 1800m to | 1600m to | 1400m to | 1200m to | 1000m to | 800m to | 600m to | 400m to | 200m to | Total or | Margin |
|--------|---------|------------------------------|---------|----------|----------|----------|----------|----------|---------|---------|---------|---------|----------|--------|
| 10th | 7 | Judgement Bay (7) | 1800m | 1600m | 1400m | 1200m | 1000m | 800m | 600m | 400m | 200m | WP | Average | |
| | | Position in running (margin) | - | 2(0.8) | 1(0.0) | 1(0.0) | 1(0.0) | 1(0.0) | 1(0.0) | 1(0.0) | 4(1.3) | 7(5.3) | | 7.70 |
| | | Sectional time (s) | 12.27 | 13.98 | 15.61 | 14.81 | 15.25 | 15.35 | 15.23 | 15.17 | 14.52 | 14.62 | | |
| | | Cumulative time (s) | 146.81 | 134.54 | 120.56 | 104.95 | 90.14 | 74.89 | 59.54 | 44.31 | 29.14 | 14.62 | 2:26.81 | |
| | | Speed (m/s) | 14.67 | 14.31 | 12.81 | 13.50 | 13.11 | 13.03 | 13.13 | 13.18 | 13.77 | 13.68 | 13.49 | |
| | | Stride length (m) | 5.88 | 6.08 | 5.67 | 5.89 | 5.84 | 5.81 | 5.84 | 5.71 | 5.80 | 5.94 | 5.84 | |
| | | Stride duration (s) | 0.398 | 0.425 | 0.442 | 0.436 | 0.445 | 0.446 | 0.445 | 0.433 | 0.421 | 0.434 | 0.433 | |
| | | Stride efficiency (%) | 54.11 | 57.71 | 50.23 | 54.23 | 53.29 | 52.73 | 53.27 | 50.92 | 52.62 | 55.06 | 53.35 | |
| | | Stride count | 30.59 | 32.91 | 35.28 | 33.95 | 34.25 | 34.43 | 34.25 | 35.04 | 34.47 | 33.69 | 338.86 | |

10 m Stride length



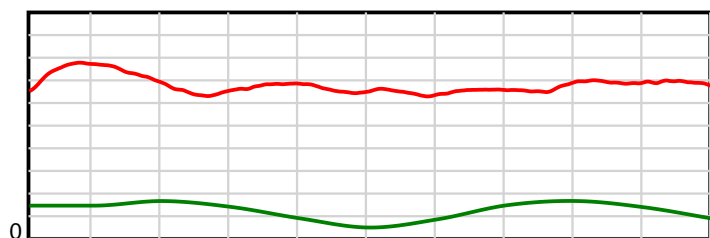
1980 m Finish

0.6 s Stride duration



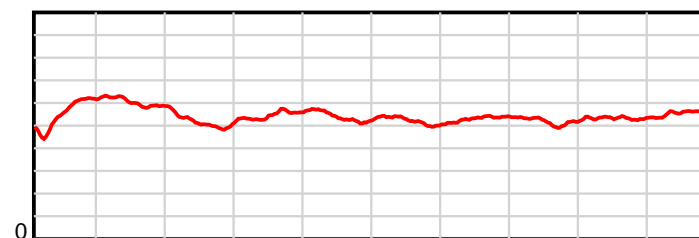
1980 m Finish

20 m/sec Speed



1980 m Finish

100 % Stride efficiency



1980 m Finish

Note: Horizontal distance axis grid lines are 200m furlongs.

Disclaimer.

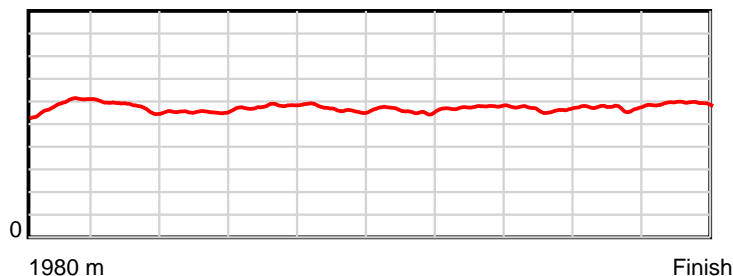
HRNZ and NZMTC and Thoroughbred Ratings Pty Ltd accepts no responsibility for the completeness or accuracy of any of the information contained herein, and makes no representations about its suitability for any particular purpose. Users should make their own judgements about those matters and/or seek independent advice. You assume all risks associated with use of the data provided on this page.

Race Results

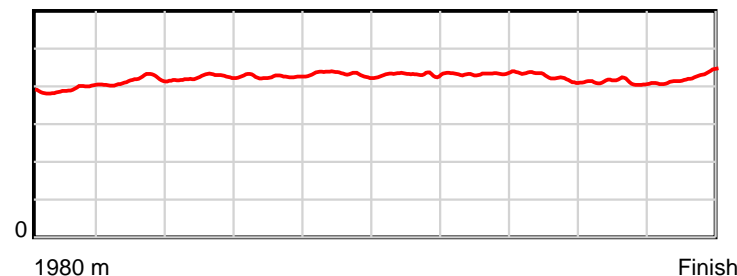
June 28, 2024, Race 9, WOODLANDS STUD - SUPPORTING OUR FUTURE MOBILE PACE, Distance 1980m, Addington - Survey 1980m

| Result | TAB no. | Horse (Barrier) | 1980 to | 1800m to | 1600m to | 1400m to | 1200m to | 1000m to | 800m to | 600m to | 400m to | 200m to | Total or | Margin |
|--------|---------|------------------------------|---------|----------|----------|----------|----------|----------|---------|---------|---------|---------|----------|--------|
| 11th | 1 | Jazzy Styx (1) | 1800m | 1600m | 1400m | 1200m | 1000m | 800m | 600m | 400m | 200m | WP | Average | |
| | | Position in running (margin) | - | 3(1.6) | 3(3.9) | 5(3.6) | 7(3.1) | 6(3.2) | 6(3.0) | 5(2.7) | 9(4.2) | 12(8.7) | | 9.50 |
| | | Sectional time (s) | 12.31 | 14.52 | 15.55 | 14.72 | 15.28 | 15.31 | 15.17 | 15.21 | 14.60 | 14.46 | | |
| | | Cumulative time (s) | 147.13 | 134.82 | 120.30 | 104.75 | 90.03 | 74.75 | 59.44 | 44.27 | 29.06 | 14.46 | 2:27.13 | |
| | | Speed (m/s) | 14.63 | 13.77 | 12.86 | 13.59 | 13.09 | 13.06 | 13.18 | 13.15 | 13.70 | 13.83 | 13.46 | |
| | | Stride length (m) | 5.77 | 5.73 | 5.45 | 5.79 | 5.67 | 5.64 | 5.71 | 5.58 | 5.64 | 5.87 | 5.68 | |
| | | Stride duration (s) | 0.392 | 0.416 | 0.424 | 0.426 | 0.433 | 0.432 | 0.433 | 0.424 | 0.412 | 0.425 | 0.422 | |
| | | Stride efficiency (%) | 52.03 | 51.24 | 46.45 | 52.39 | 50.15 | 49.65 | 51.02 | 48.65 | 49.74 | 53.93 | 50.45 | |
| | | Stride count | 31.19 | 34.93 | 36.68 | 34.54 | 35.30 | 35.48 | 35.00 | 35.84 | 35.45 | 34.05 | 348.46 | |

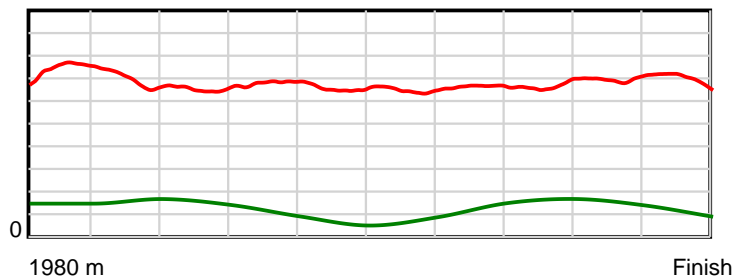
10 m Stride length



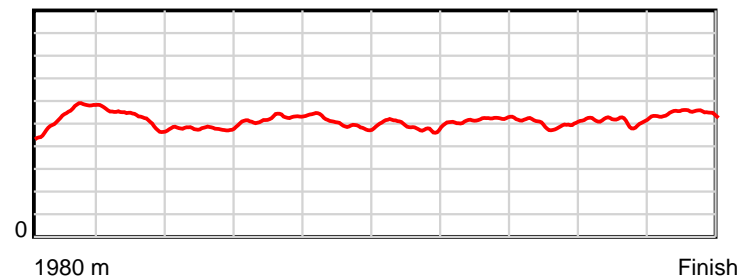
0.6 s Stride duration



20 m/sec Speed



100 % Stride efficiency



Note: Horizontal distance axis grid lines are 200m furlongs.

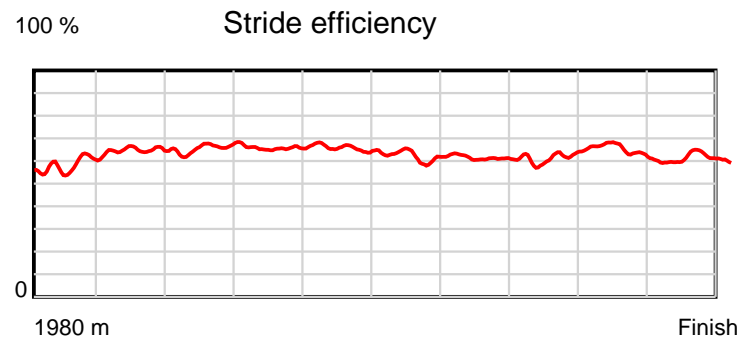
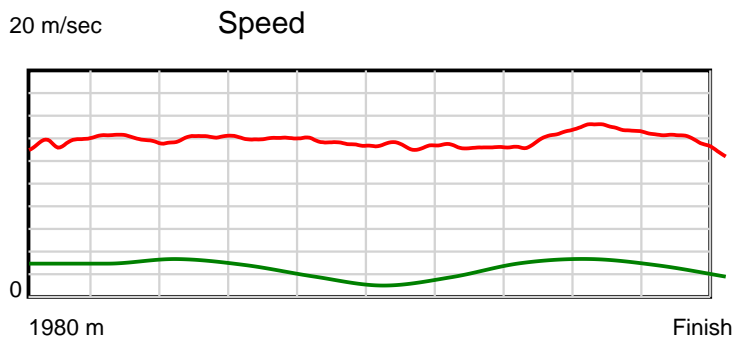
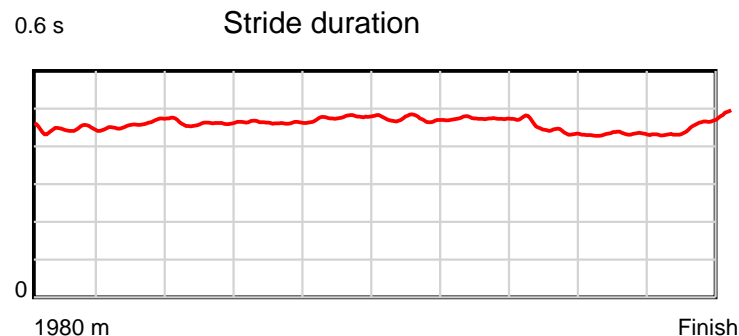
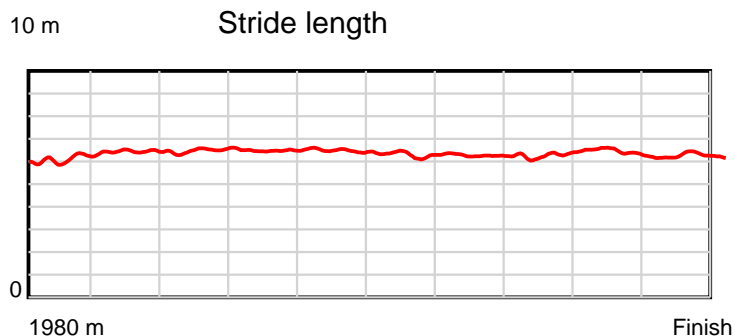
Disclaimer.

HRNZ and NZMTC and Thoroughbred Ratings Pty Ltd accepts no responsibility for the completeness or accuracy of any of the information contained herein, and makes no representations about its suitability for any particular purpose. Users should make their own judgements about those matters and/or seek independent advice. You assume all risks associated with use of the data provided on this page.

Race Results

June 28, 2024, Race 9, WOODLANDS STUD - SUPPORTING OUR FUTURE MOBILE PACE, Distance 1980m, Addington - Survey 1980m

| Result | TAB no. | Horse (Barrier) | 1980 to | 1800m to | 1600m to | 1400m to | 1200m to | 1000m to | 800m to | 600m to | 400m to | 200m to | Total or | Margin |
|--------|---------|------------------------------|--------------|--------------|--------------|--------------|--------------|-------------|-------------|-------------|-------------|-----------|----------------|--------|
| 12th | 6 | Ideal Delight (6) | 1800m | 1600m | 1400m | 1200m | 1000m | 800m | 600m | 400m | 200m | WP | Average | |
| | | Position in running (margin) | - | 11(7.1) | 12(13.5) | 11(8.7) | 12(6.5) | 12(7.6) | 12(7.4) | 12(6.7) | 11(5.3) | 11(7.9) | | 11.90 |
| | | Sectional time (s) | 13.35 | 15.19 | 14.81 | 14.45 | 15.44 | 15.30 | 15.12 | 14.73 | 14.29 | 14.90 | | |
| | | Cumulative time (s) | 147.58 | 134.23 | 119.04 | 104.23 | 89.78 | 74.34 | 59.04 | 43.92 | 29.19 | 14.90 | 2:27.58 | |
| | | Speed (m/s) | 13.49 | 13.17 | 13.50 | 13.84 | 12.95 | 13.07 | 13.23 | 13.58 | 14.00 | 13.42 | 13.42 | |
| | | Stride length (m) | 6.06 | 6.06 | 6.22 | 6.41 | 6.19 | 6.16 | 6.27 | 6.00 | 6.06 | 6.22 | 6.16 | |
| | | Stride duration (s) | 0.444 | 0.460 | 0.460 | 0.463 | 0.478 | 0.472 | 0.474 | 0.442 | 0.433 | 0.463 | 0.459 | |
| | | Stride efficiency (%) | 57.33 | 57.46 | 60.38 | 64.21 | 59.96 | 59.37 | 61.44 | 56.24 | 57.33 | 60.48 | 59.37 | |
| | | Stride count | 29.72 | 32.98 | 32.18 | 31.20 | 32.29 | 32.45 | 31.90 | 33.34 | 33.02 | 32.15 | 321.23 | |



Note: Horizontal distance axis grid lines are 200m furlongs.

Disclaimer.

HRNZ and NZMTC and Thoroughbred Ratings Pty Ltd accepts no responsibility for the completeness or accuracy of any of the information contained herein, and makes no representations about its suitability for any particular purpose. Users should make their own judgements about those matters and/or seek independent advice. You assume all risks associated with use of the data provided on this page.