



Race Results

NZ Metropolitan Trotting Club Inc, HRNZ, July 05, 2024

Compilation date: July 5, 2024, 6:00:02 PM (NZST)

Copyright © 2024 HRNZ and NZMTC. All rights reserved.

Trademarks.

StrideMASTER is a registered trademark of Thoroughbred Ratings Pty Ltd.

Disclaimer.

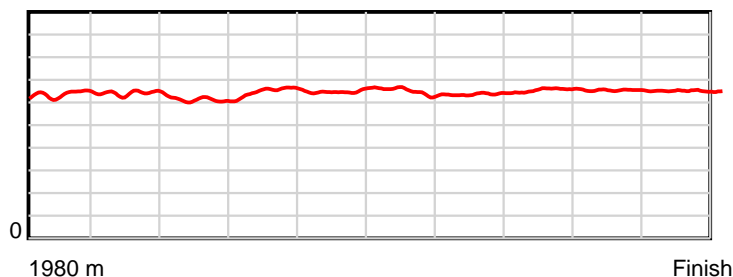
HRNZ and NZMTC and Thoroughbred Ratings Pty Ltd accepts no responsibility for the completeness or accuracy of any of the information contained herein, and makes no representations about its suitability for any particular purpose. Users should make their own judgements about those matters and/or seek independent advice. You assume all risks associated with use of the data provided on this page.

Race Results

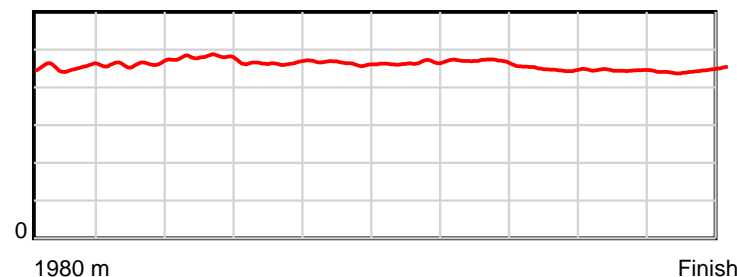
July 05, 2024, Race 2, IRT. YOUR HORSE. OUR PASSION. MOBILE PACE, Distance 1980m, Addington - Survey 1980m

Result	TAB no.	Horse (Barrier)	1980 to	1800m to	1600m to	1400m to	1200m to	1000m to	800m to	600m to	400m to	200m to	Total or	Margin
1st	11	Happy Harper (11)	1800m	1600m	1400m	1200m	1000m	800m	600m	400m	200m	WP	Average	
		Position in running (margin)	-	11(8.7)	12(11.6)	12(11.7)	8(5.5)	8(4.9)	7(5.1)	5(3.1)	4(2.8)	3(1.4)		0.00
		Sectional time (s)	13.45	14.77	15.86	14.13	14.93	14.84	14.53	13.96	13.94	13.82		
		Cumulative time (s)	144.23	130.78	116.01	100.15	86.02	71.09	56.25	41.72	27.76	13.82	2:24.23	
		Speed (m/s)	13.38	13.54	12.61	14.15	13.40	13.48	13.76	14.33	14.35	14.47	13.73	
		Stride length (m)	6.36	6.26	6.04	6.58	6.21	6.28	6.44	6.41	6.38	6.44	6.34	
		Stride duration (s)	0.454	0.462	0.479	0.465	0.464	0.466	0.468	0.447	0.445	0.445	0.462	
		Stride efficiency (%)	63.19	61.26	57.02	67.60	60.32	61.63	64.82	64.15	63.62	64.75	62.74	
		Stride count	28.31	31.94	33.11	30.41	32.19	31.85	31.05	31.21	31.35	31.07	312.49	

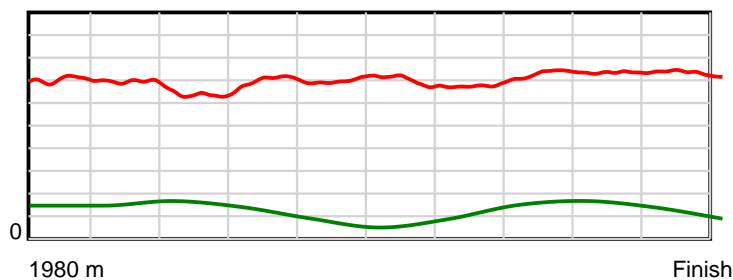
10 m Stride length



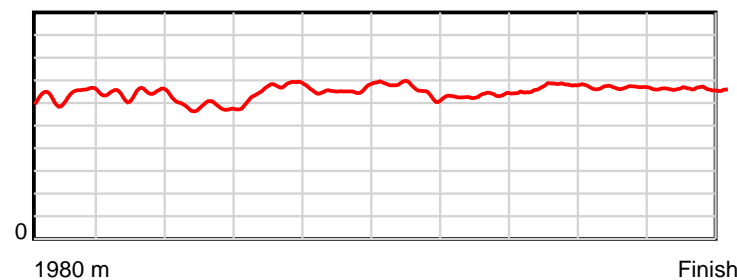
0.6 s Stride duration



20 m/sec Speed



100 % Stride efficiency



Note: Horizontal distance axis grid lines are 200m furlongs.

Disclaimer.

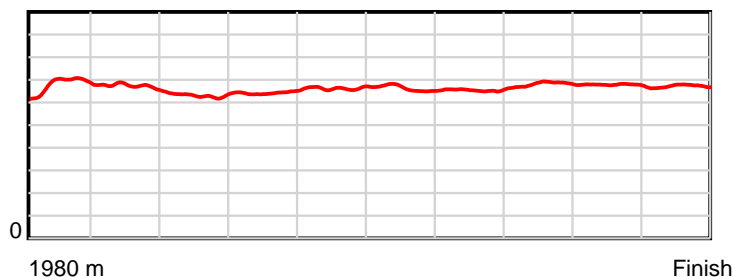
HRNZ and NZMTC and Thoroughbred Ratings Pty Ltd accepts no responsibility for the completeness or accuracy of any of the information contained herein, and makes no representations about its suitability for any particular purpose. Users should make their own judgements about those matters and/or seek independent advice. You assume all risks associated with use of the data provided on this page.

Race Results

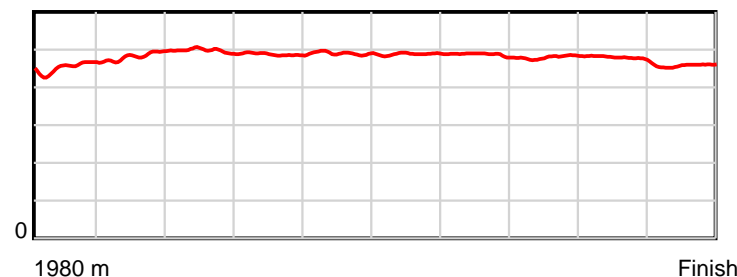
July 05, 2024, Race 2, IRT. YOUR HORSE. OUR PASSION. MOBILE PACE, Distance 1980m, Addington - Survey 1980m

Result	TAB no.	Horse (Barrier)	1980 to	1800m to	1600m to	1400m to	1200m to	1000m to	800m to	600m to	400m to	200m to	Total or	Margin
2nd	4	Lakelsa (4)	1800m	1600m	1400m	1200m	1000m	800m	600m	400m	200m	WP	Average	
		Position in running (margin)	-	2(1.1)	2(2.4)	2(1.8)	4(1.8)	3(1.8)	3(2.0)	4(1.8)	3(2.1)	4(1.7)		0.50
		Sectional time (s)	12.22	14.50	15.74	15.16	15.02	14.84	14.83	14.07	14.10	13.77		
		Cumulative time (s)	144.25	132.03	117.53	101.79	86.63	71.61	56.77	41.94	27.87	13.77	2:24.25	
		Speed (m/s)	14.73	13.79	12.71	13.19	13.32	13.48	13.49	14.21	14.18	14.52	13.73	
		Stride length (m)	6.78	6.67	6.32	6.43	6.53	6.58	6.56	6.82	6.78	6.65	6.61	
		Stride duration (s)	0.453	0.484	0.497	0.488	0.490	0.488	0.487	0.480	0.478	0.458	0.481	
		Stride efficiency (%)	71.94	69.60	62.33	64.63	66.64	67.56	67.31	72.74	71.83	69.06	68.21	
		Stride count	26.53	29.97	31.67	31.10	30.63	30.42	30.47	29.31	29.50	30.09	299.69	

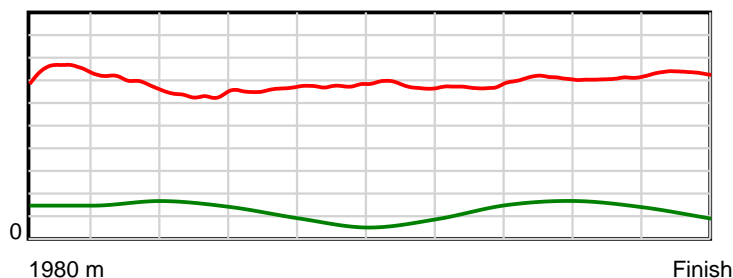
10 m Stride length



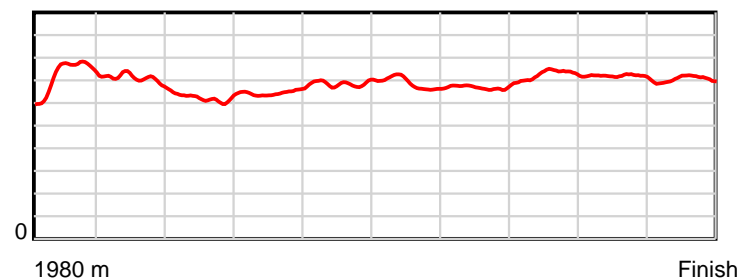
0.6 s Stride duration



20 m/sec Speed



100 % Stride efficiency



Note: Horizontal distance axis grid lines are 200m furlongs.

Disclaimer.

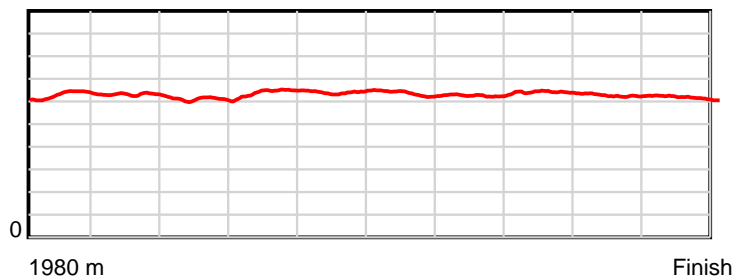
HRNZ and NZMTC and Thoroughbred Ratings Pty Ltd accepts no responsibility for the completeness or accuracy of any of the information contained herein, and makes no representations about its suitability for any particular purpose. Users should make their own judgements about those matters and/or seek independent advice. You assume all risks associated with use of the data provided on this page.

Race Results

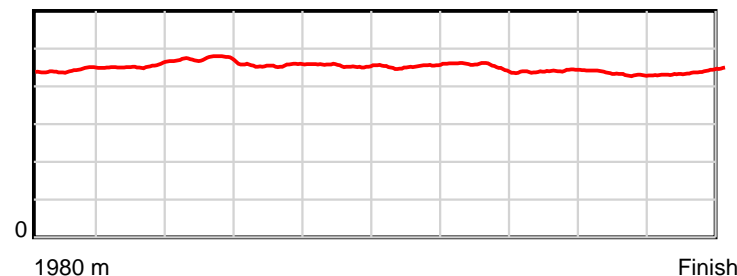
July 05, 2024, Race 2, IRT. YOUR HORSE. OUR PASSION. MOBILE PACE, Distance 1980m, Addington - Survey 1980m

Result	TAB no.	Horse (Barrier)	1980 to	1800m to	1600m to	1400m to	1200m to	1000m to	800m to	600m to	400m to	200m to	Total or	Margin
3rd	2	The Jolly Roge... (2)	1800m	1600m	1400m	1200m	1000m	800m	600m	400m	200m	WP	Average	
		Position in running (margin)	-	8(6.8)	10(9.4)	11(9.3)	6(4.1)	5(2.9)	4(3.2)	2(0.5)	2(1.0)	1(0.0)		2.30
		Sectional time (s)	13.24	14.72	15.83	14.29	14.83	14.85	14.44	14.08	14.01	14.35		
		Cumulative time (s)	144.64	131.40	116.68	100.85	86.56	71.73	56.88	42.44	28.36	14.35	2:24.64	
		Speed (m/s)	13.60	13.59	12.63	14.00	13.49	13.47	13.85	14.20	14.28	13.94	13.69	
		Stride length (m)	6.19	6.16	5.97	6.38	6.13	6.11	6.26	6.26	6.17	6.12	6.17	
		Stride duration (s)	0.442	0.454	0.472	0.456	0.455	0.454	0.452	0.441	0.432	0.439	0.451	
		Stride efficiency (%)	59.79	59.38	55.68	63.56	58.72	58.33	61.19	61.24	59.45	58.54	59.53	
		Stride count	29.10	32.44	33.51	31.36	32.63	32.73	31.96	31.95	32.43	32.68	320.79	

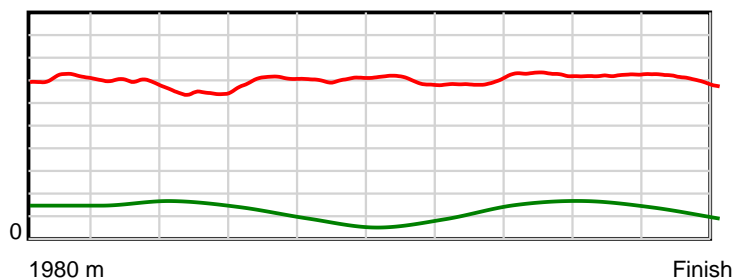
10 m Stride length



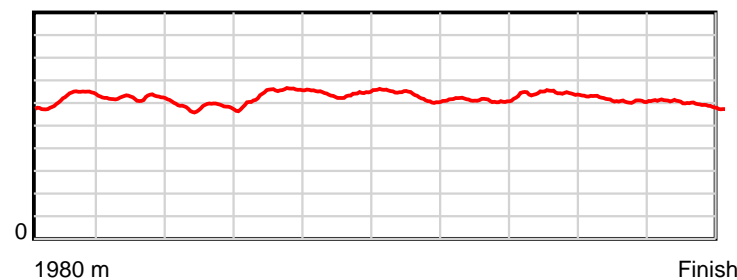
0.6 s Stride duration



20 m/sec Speed



100 % Stride efficiency



Note: Horizontal distance axis grid lines are 200m furlongs.

Disclaimer.

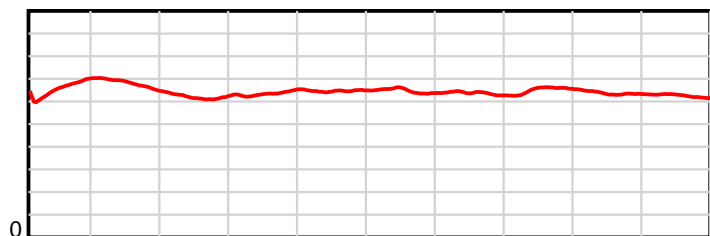
HRNZ and NZMTC and Thoroughbred Ratings Pty Ltd accepts no responsibility for the completeness or accuracy of any of the information contained herein, and makes no representations about its suitability for any particular purpose. Users should make their own judgements about those matters and/or seek independent advice. You assume all risks associated with use of the data provided on this page.

Race Results

July 05, 2024, Race 2, IRT. YOUR HORSE. OUR PASSION. MOBILE PACE, Distance 1980m, Addington - Survey 1980m

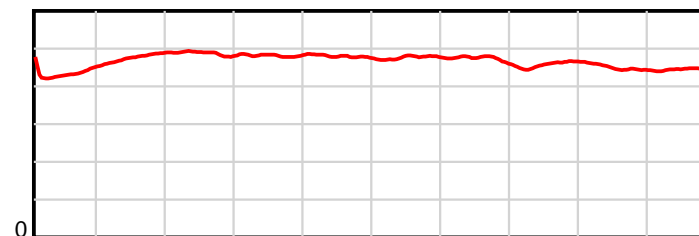
Result	TAB no.	Horse (Barrier)	1980 to	1800m to	1600m to	1400m to	1200m to	1000m to	800m to	600m to	400m to	200m to	Total or	Margin
4th	7	Heaven's Mark (7)	1800m	1600m	1400m	1200m	1000m	800m	600m	400m	200m	WP	Average	
		Position in running (margin)	-	1(0.0)	1(0.0)	1(0.0)	1(0.0)	1(0.0)	1(0.0)	1(0.0)	1(0.0)	2(0.2)		2.40
		Sectional time (s)	12.07	14.28	15.85	15.16	15.02	14.81	14.87	14.01	14.20	14.41		
		Cumulative time (s)	144.68	132.61	118.33	102.48	87.32	72.30	57.49	42.62	28.61	14.41	2:24.68	
		Speed (m/s)	14.91	14.01	12.62	13.19	13.32	13.50	13.45	14.28	14.08	13.88	13.69	
		Stride length (m)	6.56	6.69	6.15	6.36	6.37	6.44	6.36	6.54	6.32	6.20	6.39	
		Stride duration (s)	0.434	0.478	0.487	0.482	0.479	0.477	0.473	0.458	0.449	0.447	0.467	
		Stride efficiency (%)	67.32	69.91	59.04	63.16	63.49	64.76	63.17	66.89	62.43	60.16	63.88	
		Stride count	27.42	29.90	32.54	31.46	31.38	31.07	31.46	30.57	31.64	32.23	309.67	

10 m Stride length



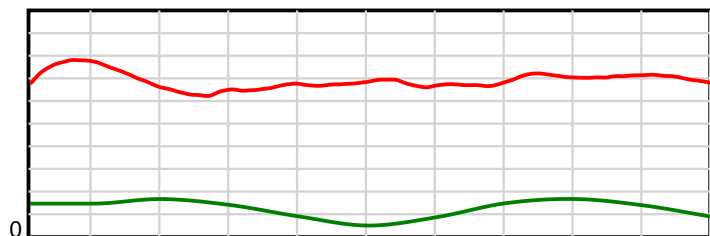
1980 m Finish

0.6 s Stride duration



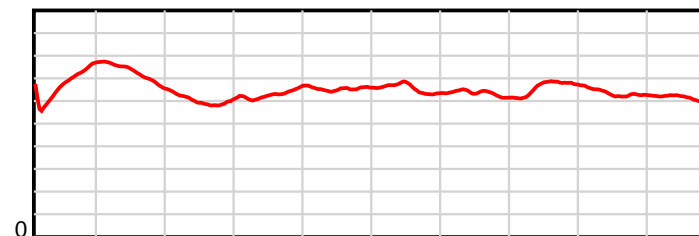
1980 m Finish

20 m/sec Speed



1980 m Finish

100 % Stride efficiency



1980 m Finish

Note: Horizontal distance axis grid lines are 200m furlongs.

Disclaimer.

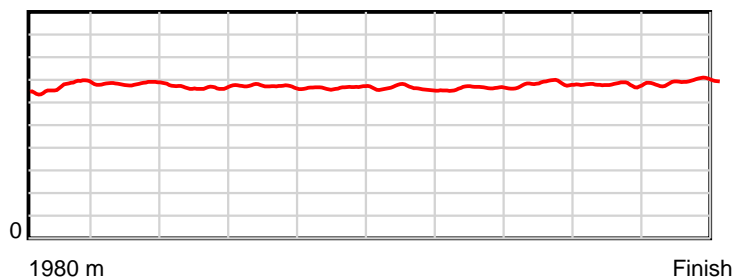
HRNZ and NZMTC and Thoroughbred Ratings Pty Ltd accepts no responsibility for the completeness or accuracy of any of the information contained herein, and makes no representations about its suitability for any particular purpose. Users should make their own judgements about those matters and/or seek independent advice. You assume all risks associated with use of the data provided on this page.

Race Results

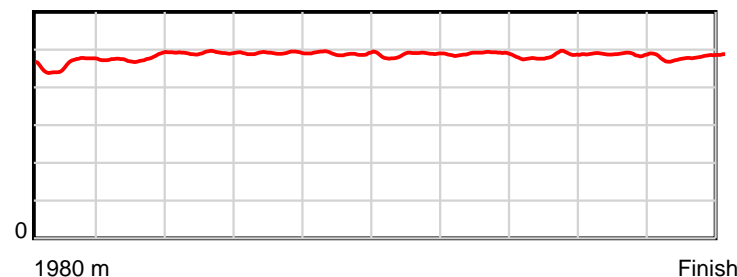
July 05, 2024, Race 2, IRT. YOUR HORSE. OUR PASSION. MOBILE PACE, Distance 1980m, Addington - Survey 1980m

Result	TAB no.	Horse (Barrier)	1980 to	1800m to	1600m to	1400m to	1200m to	1000m to	800m to	600m to	400m to	200m to	Total or	Margin
5th	6	Brandi Snapp (6)	1800m	1600m	1400m	1200m	1000m	800m	600m	400m	200m	WP	Average	
		Position in running (margin)	-	6(4.7)	5(6.1)	3(2.9)	2(1.2)	4(2.2)	5(3.4)	6(3.1)	7(5.0)	8(7.7)		7.40
		Sectional time (s)	12.86	14.52	15.32	14.87	15.19	15.01	14.81	14.33	14.63	14.06		
		Cumulative time (s)	145.60	132.74	118.22	102.90	88.03	72.84	57.83	43.02	28.69	14.06	2:25.60	
		Speed (m/s)	14.00	13.77	13.05	13.45	13.17	13.32	13.50	13.96	13.67	14.22	13.60	
		Stride length (m)	6.55	6.59	6.41	6.61	6.44	6.48	6.59	6.76	6.66	6.82	6.59	
		Stride duration (s)	0.460	0.478	0.491	0.491	0.489	0.487	0.488	0.484	0.487	0.480	0.485	
		Stride efficiency (%)	67.09	67.78	64.19	68.19	64.76	65.71	67.91	71.42	69.33	72.76	67.85	
		Stride count	27.47	30.37	31.20	30.28	31.07	30.84	30.34	29.58	30.03	29.31	300.49	

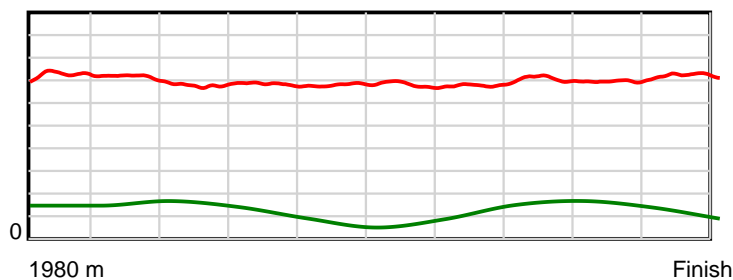
10 m Stride length



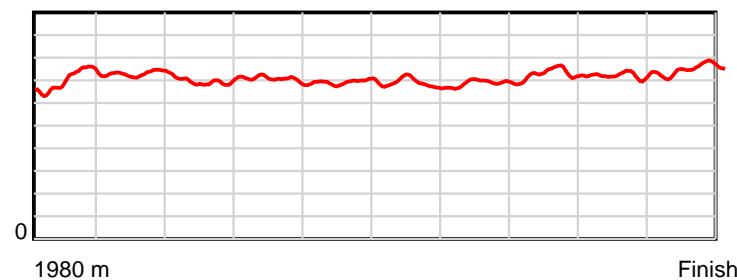
0.6 s Stride duration



20 m/sec Speed



100 % Stride efficiency



Note: Horizontal distance axis grid lines are 200m furlongs.

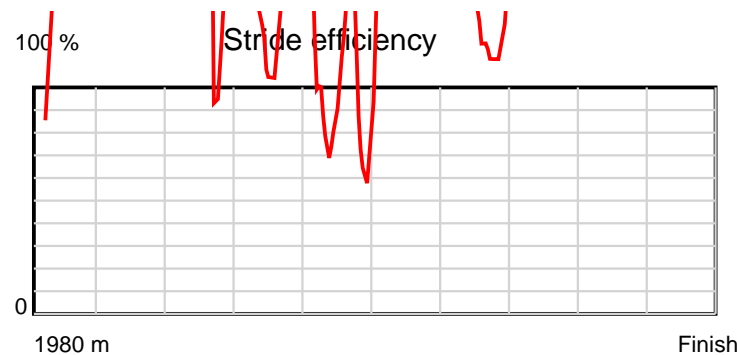
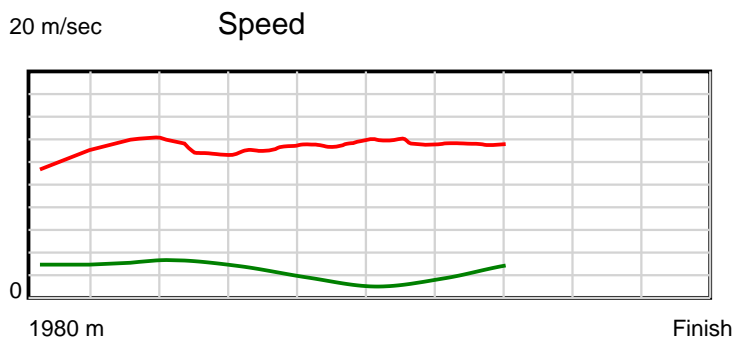
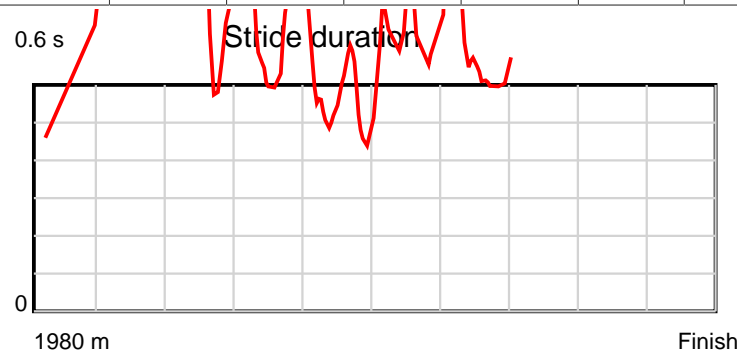
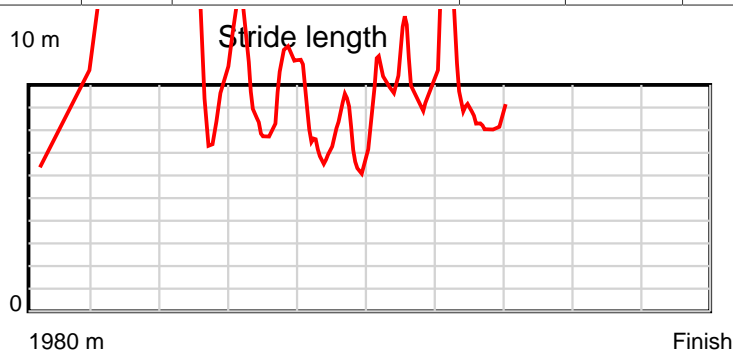
Disclaimer.

HRNZ and NZMTC and Thoroughbred Ratings Pty Ltd accepts no responsibility for the completeness or accuracy of any of the information contained herein, and makes no representations about its suitability for any particular purpose. Users should make their own judgements about those matters and/or seek independent advice. You assume all risks associated with use of the data provided on this page.

Race Results

July 05, 2024, Race 2, IRT. YOUR HORSE. OUR PASSION. MOBILE PACE, Distance 1980m, Addington - Survey 1980m

Result	TAB no.	Horse (Barrier)	1980 to	1800m to	1600m to	1400m to	1200m to	1000m to	800m to	600m to	400m to	200m to	Total or	Margin
6th	8	La Concha (8)	1800m	1600m	1400m	1200m	1000m	800m	600m	400m	200m	WP	Average	
		Position in running (margin)	-	4(2.9)	6(6.6)	8(6.2)	9(5.6)	9(6.3)	9(6.6)	8(4.9)	6(4.9)	5(4.4)		7.60
		Sectional time (s)	12.49	14.90	15.78	15.06	15.15	14.86	14.58	14.02	14.09	14.70		
		Cumulative time (s)	145.63	133.14	118.24	102.46	87.40	72.25	57.39	42.81	28.79	14.70	2:25.63	
		Speed (m/s)	14.41	13.42	12.67	13.28	13.20	13.46	13.72	14.27	14.19	13.61	13.60	
		Stride length (m)	36.21	51.93	11.73	8.28	7.06	8.04	8.45	18.46	18.37	17.60	12.37	
		Stride duration (s)	2.481	3.868	0.925	0.623	0.534	0.597	0.616	1.294	1.294	1.294	0.910	
		Stride efficiency (%)	2048.82	4213.24	215.09	107.01	77.81	100.96	111.46	532.55	527.08	484.08	239.25	
		Stride count	4.97	3.85	17.05	24.17	28.34	24.88	23.68	10.83	10.89	11.36	160.02	



Note: Horizontal distance axis grid lines are 200m furlongs.

Disclaimer.

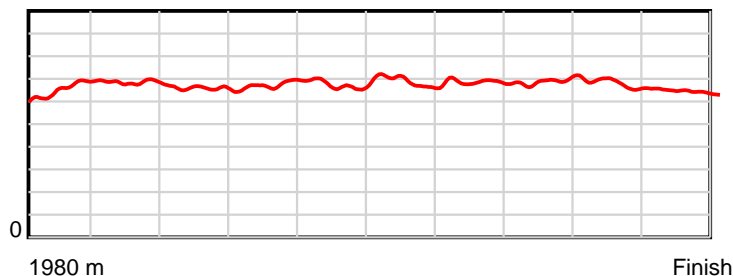
HRNZ and NZMTC and Thoroughbred Ratings Pty Ltd accepts no responsibility for the completeness or accuracy of any of the information contained herein, and makes no representations about its suitability for any particular purpose. Users should make their own judgements about those matters and/or seek independent advice. You assume all risks associated with use of the data provided on this page.

Race Results

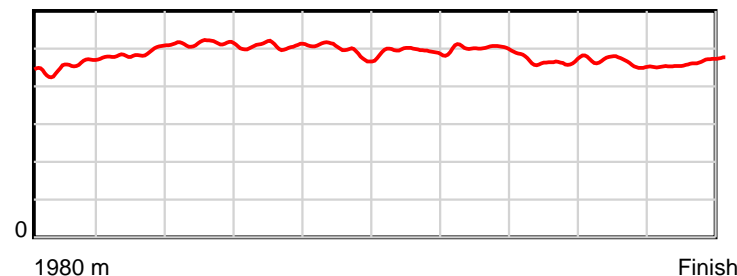
July 05, 2024, Race 2, IRT. YOUR HORSE. OUR PASSION. MOBILE PACE, Distance 1980m, Addington - Survey 1980m

Result	TAB no.	Horse (Barrier)	1980 to	1800m to	1600m to	1400m to	1200m to	1000m to	800m to	600m to	400m to	200m to	Total or	Margin
7th	5	The Highwayman (5)	1800m	1600m	1400m	1200m	1000m	800m	600m	400m	200m	WP	Average	
		Position in running (margin)	-	7(5.0)	7(7.2)	9(7.5)	12(7.6)	11(7.8)	11(8.3)	11(7.2)	9(6.7)	6(5.9)		8.50
		Sectional time (s)	12.88	14.65	15.90	15.17	15.06	14.89	14.69	13.93	14.04	14.58		
		Cumulative time (s)	145.79	132.91	118.26	102.36	87.19	72.13	57.24	42.55	28.62	14.58	2:25.79	
		Speed (m/s)	13.98	13.65	12.58	13.18	13.28	13.43	13.61	14.36	14.25	13.72	13.58	
		Stride length (m)	6.47	6.69	6.46	6.69	6.56	6.65	6.83	6.70	6.57	6.38	6.60	
		Stride duration (s)	0.453	0.490	0.514	0.507	0.494	0.495	0.501	0.466	0.461	0.465	0.486	
		Stride efficiency (%)	65.39	69.84	65.21	69.85	67.25	69.04	72.81	70.06	67.47	63.52	67.99	
		Stride count	27.83	29.92	30.96	29.91	30.49	30.09	29.30	29.87	30.44	31.37	300.18	

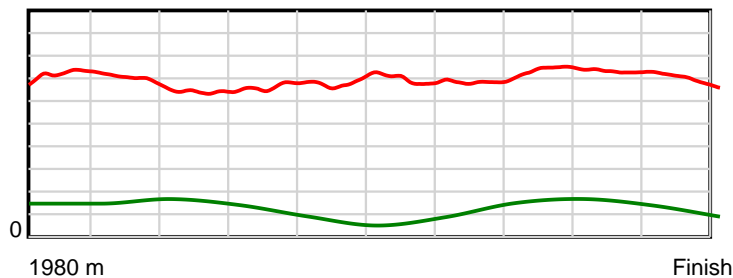
10 m Stride length



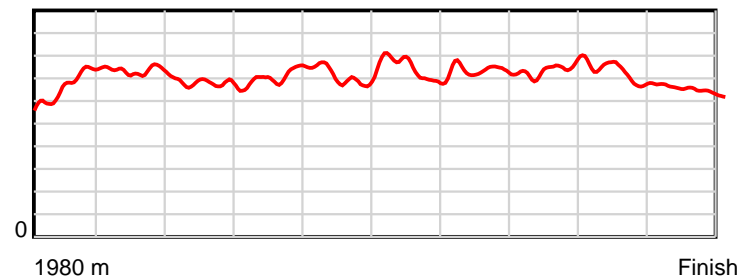
0.6 s Stride duration



20 m/sec Speed



100 % Stride efficiency



Note: Horizontal distance axis grid lines are 200m furlongs.

Disclaimer.

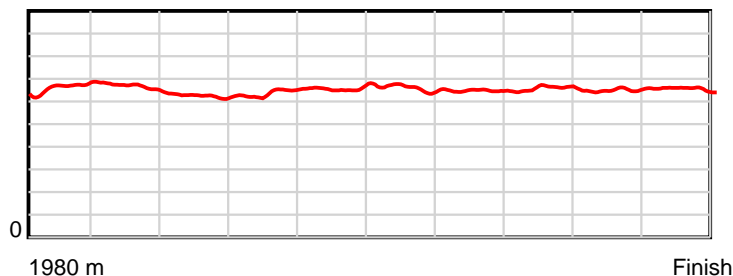
HRNZ and NZMTC and Thoroughbred Ratings Pty Ltd accepts no responsibility for the completeness or accuracy of any of the information contained herein, and makes no representations about its suitability for any particular purpose. Users should make their own judgements about those matters and/or seek independent advice. You assume all risks associated with use of the data provided on this page.

Race Results

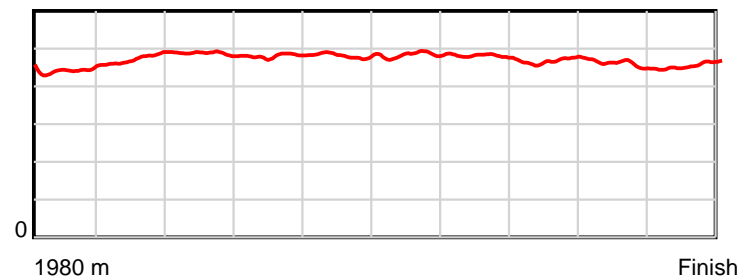
July 05, 2024, Race 2, IRT. YOUR HORSE. OUR PASSION. MOBILE PACE, Distance 1980m, Addington - Survey 1980m

Result	TAB no.	Horse (Barrier)	1980 to	1800m to	1600m to	1400m to	1200m to	1000m to	800m to	600m to	400m to	200m to	Total or	Margin
8th	9	Wuhan (9)	1800m	1600m	1400m	1200m	1000m	800m	600m	400m	200m	WP	Average	
		Position in running (margin)	-	3(1.5)	3(3.7)	4(3.6)	5(3.6)	7(4.4)	8(5.6)	9(5.0)	10(7.7)	9(8.9)		8.80
		Sectional time (s)	12.33	14.65	15.83	15.16	15.16	14.99	14.78	14.45	14.37	14.14		
		Cumulative time (s)	145.86	133.53	118.88	103.05	87.89	72.73	57.74	42.96	28.51	14.14	2:25.86	
		Speed (m/s)	14.60	13.65	12.63	13.19	13.19	13.34	13.53	13.84	13.92	14.14	13.57	
		Stride length (m)	6.54	6.47	6.15	6.34	6.36	6.44	6.49	6.47	6.37	6.48	6.41	
		Stride duration (s)	0.442	0.474	0.487	0.480	0.482	0.483	0.480	0.468	0.458	0.458	0.472	
		Stride efficiency (%)	66.88	65.41	59.15	62.78	63.20	64.88	65.79	65.45	63.50	65.52	64.18	
		Stride count	27.51	30.91	32.51	31.55	31.45	31.04	30.82	30.90	31.38	30.89	308.96	

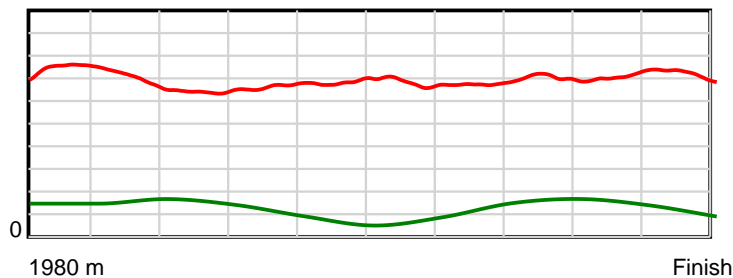
10 m Stride length



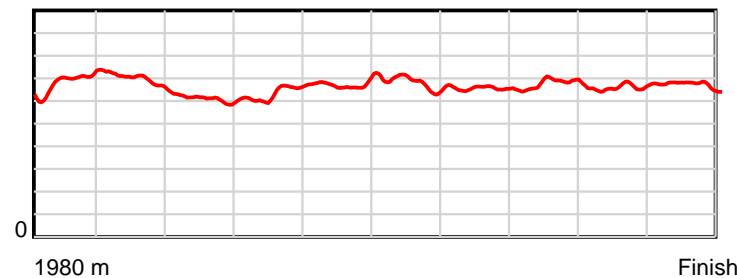
0.6 s Stride duration



20 m/sec Speed



100 % Stride efficiency



Note: Horizontal distance axis grid lines are 200m furlongs.

Disclaimer.

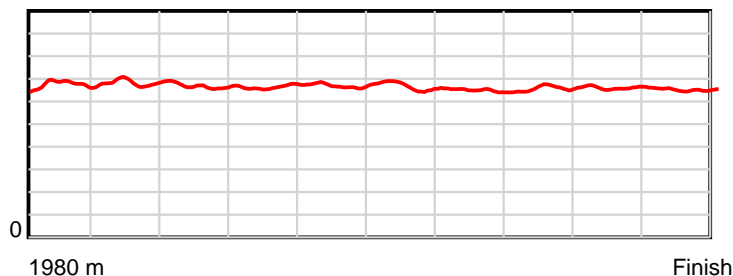
HRNZ and NZMTC and Thoroughbred Ratings Pty Ltd accepts no responsibility for the completeness or accuracy of any of the information contained herein, and makes no representations about its suitability for any particular purpose. Users should make their own judgements about those matters and/or seek independent advice. You assume all risks associated with use of the data provided on this page.

Race Results

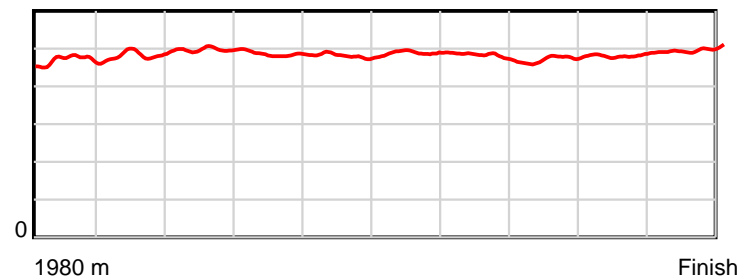
July 05, 2024, Race 2, IRT. YOUR HORSE. OUR PASSION. MOBILE PACE, Distance 1980m, Addington - Survey 1980m

Result	TAB no.	Horse (Barrier)	1980 to	1800m to	1600m to	1400m to	1200m to	1000m to	800m to	600m to	400m to	200m to	Total or	Margin
9th	12	Carving Up (12)	1800m	1600m	1400m	1200m	1000m	800m	600m	400m	200m	WP	Average	
		Position in running (margin)	-	10(7.3)	9(8.2)	6(4.7)	3(1.5)	2(0.2)	2(1.4)	3(1.0)	5(3.6)	7(6.5)		13.20
		Sectional time (s)	13.33	14.45	15.27	14.62	14.80	15.01	14.81	14.44	14.65	15.30		
		Cumulative time (s)	146.68	133.35	118.90	103.63	89.01	74.21	59.20	44.39	29.95	15.30	2:26.68	
		Speed (m/s)	13.50	13.84	13.10	13.68	13.51	13.32	13.50	13.85	13.65	13.07	13.50	
		Stride length (m)	6.69	6.68	6.52	6.64	6.49	6.53	6.48	6.55	6.58	6.51	6.56	
		Stride duration (s)	0.470	0.483	0.498	0.485	0.480	0.490	0.480	0.473	0.482	0.498	0.486	
		Stride efficiency (%)	69.90	69.82	66.35	68.87	65.73	66.54	65.55	67.09	67.66	66.19	67.32	
		Stride count	26.91	29.92	30.69	30.13	30.84	30.65	30.88	30.52	30.40	30.73	301.67	

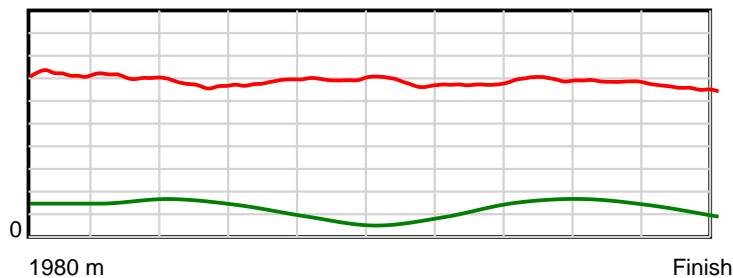
10 m Stride length



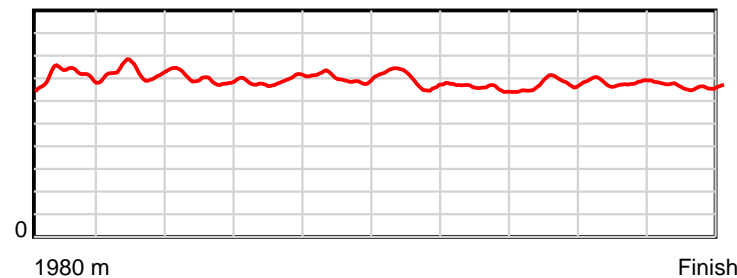
0.6 s Stride duration



20 m/sec Speed



100 % Stride efficiency



Note: Horizontal distance axis grid lines are 200m furlongs.

Disclaimer.

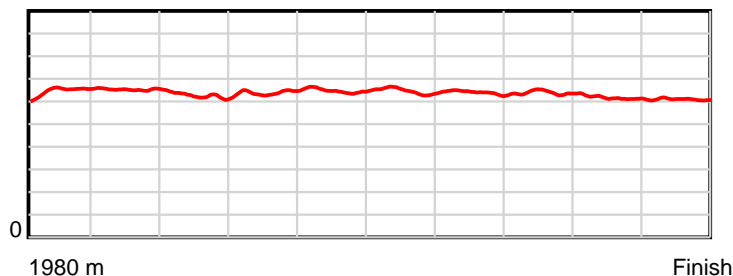
HRNZ and NZMTC and Thoroughbred Ratings Pty Ltd accepts no responsibility for the completeness or accuracy of any of the information contained herein, and makes no representations about its suitability for any particular purpose. Users should make their own judgements about those matters and/or seek independent advice. You assume all risks associated with use of the data provided on this page.

Race Results

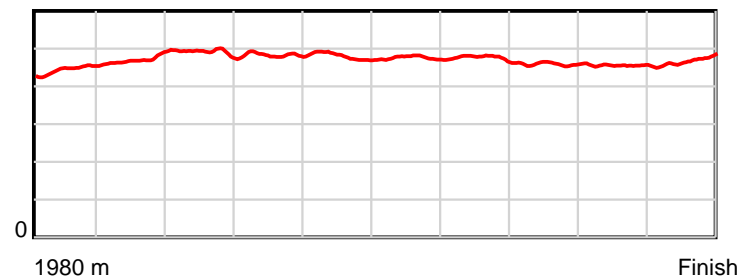
July 05, 2024, Race 2, IRT. YOUR HORSE. OUR PASSION. MOBILE PACE, Distance 1980m, Addington - Survey 1980m

Result	TAB no.	Horse (Barrier)	1980 to	1800m to	1600m to	1400m to	1200m to	1000m to	800m to	600m to	400m to	200m to	Total or	Margin
10th	3	Heaven Forbid (3)	1800m	1600m	1400m	1200m	1000m	800m	600m	400m	200m	WP	Average	
		Position in running (margin)	-	5(3.3)	4(4.6)	5(4.2)	7(4.2)	6(4.3)	6(4.4)	7(4.2)	8(6.2)	10(9.5)		16.40
		Sectional time (s)	12.73	14.50	15.79	15.14	15.04	14.83	14.83	14.34	14.72	15.35		
		Cumulative time (s)	147.27	134.54	120.04	104.25	89.11	74.07	59.24	44.41	30.07	15.35	2:27.27	
		Speed (m/s)	14.14	13.79	12.67	13.21	13.30	13.49	13.49	13.95	13.59	13.03	13.44	
		Stride length (m)	6.44	6.51	6.21	6.38	6.37	6.42	6.41	6.40	6.18	6.09	6.34	
		Stride duration (s)	0.446	0.472	0.490	0.483	0.479	0.476	0.475	0.459	0.455	0.468	0.471	
		Stride efficiency (%)	64.78	66.14	60.26	63.65	63.43	64.34	64.19	64.02	59.70	58.05	62.76	
		Stride count	27.96	30.74	32.21	31.34	31.39	31.17	31.20	31.25	32.36	32.81	312.43	

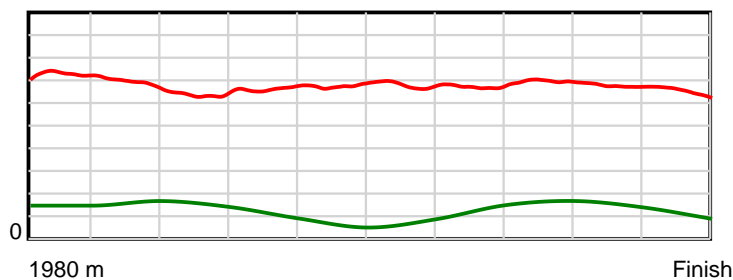
10 m Stride length



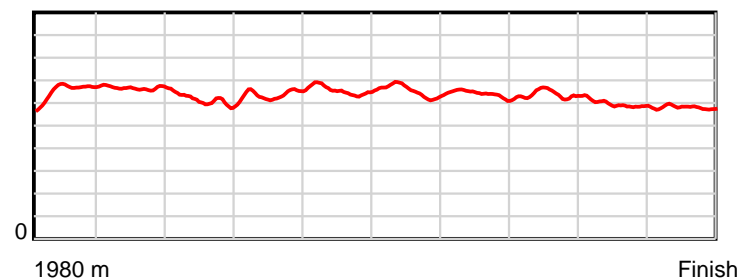
0.6 s Stride duration



20 m/sec Speed



100 % Stride efficiency



Note: Horizontal distance axis grid lines are 200m furlongs.

Disclaimer.

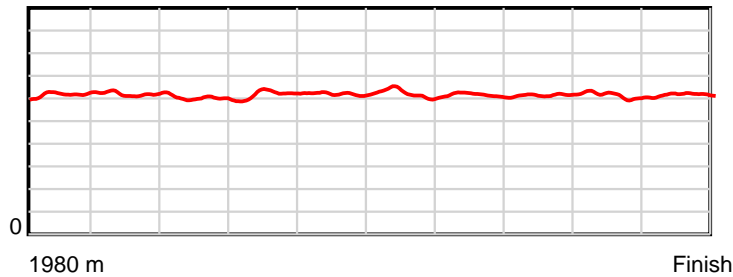
HRNZ and NZMTC and Thoroughbred Ratings Pty Ltd accepts no responsibility for the completeness or accuracy of any of the information contained herein, and makes no representations about its suitability for any particular purpose. Users should make their own judgements about those matters and/or seek independent advice. You assume all risks associated with use of the data provided on this page.

Race Results

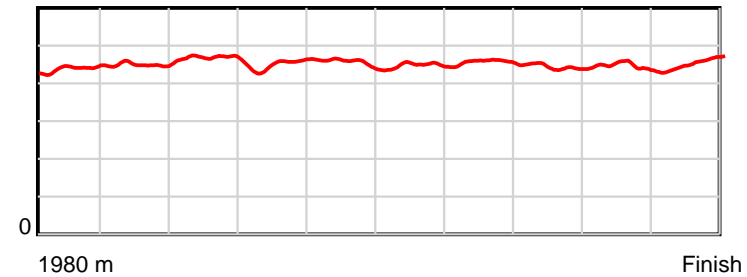
July 05, 2024, Race 2, IRT. YOUR HORSE. OUR PASSION. MOBILE PACE, Distance 1980m, Addington - Survey 1980m

Result	TAB no.	Horse (Barrier)	1980 to	1800m to	1600m to	1400m to	1200m to	1000m to	800m to	600m to	400m to	200m to	Total or	Margin
11th	13	Tipstar (13)	1800m	1600m	1400m	1200m	1000m	800m	600m	400m	200m	WP	Average	
		Position in running (margin)	-	13(10.8)	13(13.2)	13(13.6)	13(10.1)	13(10.8)	13(10.6)	13(10.7)	13(12.8)	13(15.6)		19.10
		Sectional time (s)	14.03	14.68	15.92	14.57	15.15	14.77	14.89	14.36	14.64	14.75		
		Cumulative time (s)	147.76	133.73	119.05	103.13	88.56	73.41	58.64	43.75	29.39	14.75	2:27.76	
		Speed (m/s)	12.83	13.62	12.56	13.73	13.20	13.54	13.43	13.93	13.66	13.56	13.40	
		Stride length (m)	6.12	6.12	5.89	6.18	6.01	6.07	6.13	6.17	6.08	6.16	6.09	
		Stride duration (s)	0.439	0.449	0.469	0.450	0.455	0.448	0.457	0.443	0.445	0.455	0.455	
		Stride efficiency (%)	58.44	58.52	54.13	59.66	56.42	57.54	58.80	59.55	57.85	59.35	57.99	
		Stride count	29.43	32.68	33.98	32.37	33.29	32.96	32.60	32.40	32.87	32.45	325.03	

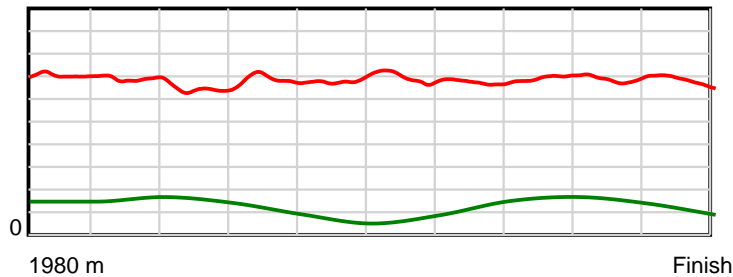
10 m Stride length



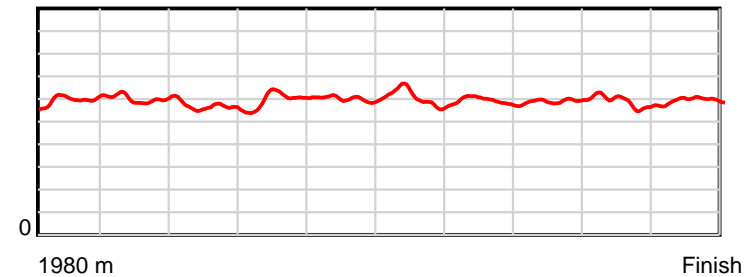
0.6 s Stride duration



20 m/sec Speed



100 % Stride efficiency



Note: Horizontal distance axis grid lines are 200m furlongs.

Disclaimer.

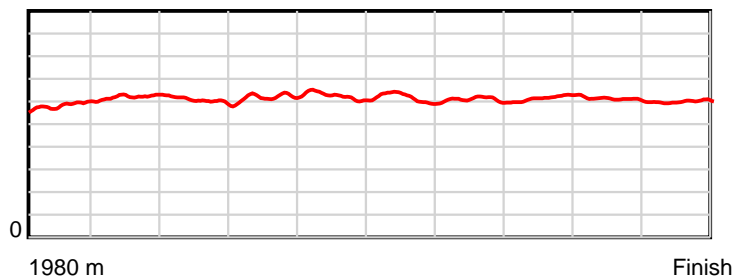
HRNZ and NZMTC and Thoroughbred Ratings Pty Ltd accepts no responsibility for the completeness or accuracy of any of the information contained herein, and makes no representations about its suitability for any particular purpose. Users should make their own judgements about those matters and/or seek independent advice. You assume all risks associated with use of the data provided on this page.

Race Results

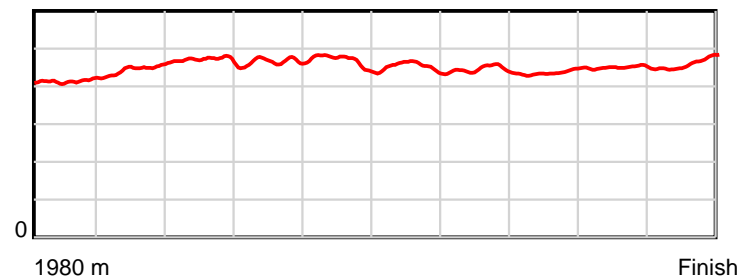
July 05, 2024, Race 2, IRT. YOUR HORSE. OUR PASSION. MOBILE PACE, Distance 1980m, Addington - Survey 1980m

Result	TAB no.	Horse (Barrier)	1980 to	1800m to	1600m to	1400m to	1200m to	1000m to	800m to	600m to	400m to	200m to	Total or	Margin
12th	10	Bronski (10)	1800m	1600m	1400m	1200m	1000m	800m	600m	400m	200m	WP	Average	
		Position in running (margin)	-	12(9.4)	11(9.6)	10(8.5)	11(7.5)	12(8.9)	12(8.8)	12(7.4)	11(9.7)	11(14.9)		21.80
		Sectional time (s)	13.73	14.31	15.67	14.99	15.26	14.80	14.64	14.38	15.05	15.43		
		Cumulative time (s)	148.26	134.53	120.22	104.55	89.56	74.30	59.50	44.86	30.48	15.43	2:28.26	
		Speed (m/s)	13.11	13.98	12.76	13.34	13.11	13.51	13.66	13.91	13.29	12.96	13.35	
		Stride length (m)	5.81	6.21	6.01	6.19	6.12	6.11	6.08	6.08	5.98	5.99	6.06	
		Stride duration (s)	0.414	0.445	0.471	0.464	0.467	0.452	0.445	0.437	0.450	0.462	0.454	
		Stride efficiency (%)	52.70	60.34	56.42	59.88	58.55	58.40	57.79	57.74	55.80	56.03	57.36	
		Stride count	31.00	32.18	33.29	32.31	32.67	32.71	32.89	32.90	33.47	33.40	326.82	

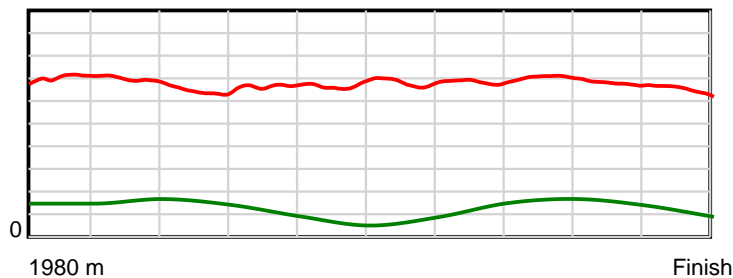
10 m Stride length



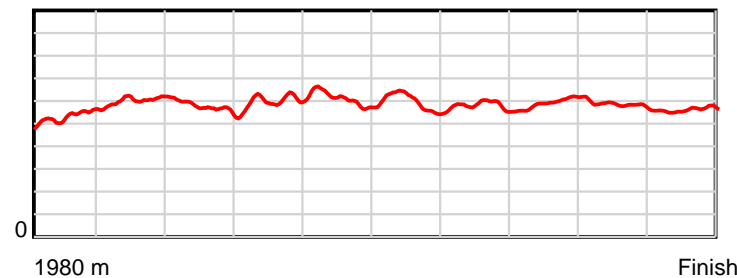
0.6 s Stride duration



20 m/sec Speed



100 % Stride efficiency



Note: Horizontal distance axis grid lines are 200m furlongs.

Disclaimer.

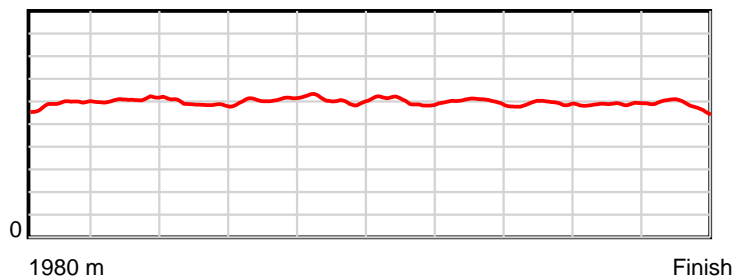
HRNZ and NZMTC and Thoroughbred Ratings Pty Ltd accepts no responsibility for the completeness or accuracy of any of the information contained herein, and makes no representations about its suitability for any particular purpose. Users should make their own judgements about those matters and/or seek independent advice. You assume all risks associated with use of the data provided on this page.

Race Results

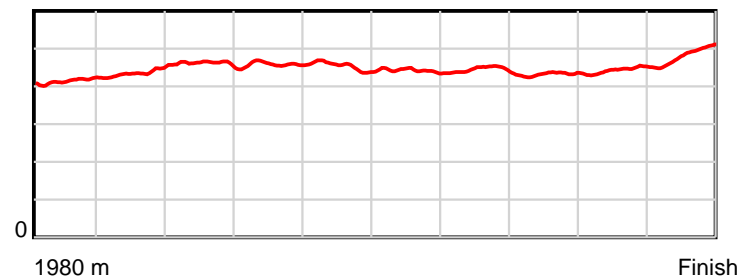
July 05, 2024, Race 2, IRT. YOUR HORSE. OUR PASSION. MOBILE PACE, Distance 1980m, Addington - Survey 1980m

Result	TAB no.	Horse (Barrier)	1980 to	1800m to	1600m to	1400m to	1200m to	1000m to	800m to	600m to	400m to	200m to	Total or	Margin
13th	1	Mandala (1)	1800m	1600m	1400m	1200m	1000m	800m	600m	400m	200m	WP	Average	
		Position in running (margin)	-	9(7.0)	8(7.2)	7(6.1)	10(5.9)	10(6.7)	10(6.8)	10(6.6)	12(9.9)	12(15.5)		29.10
		Sectional time (s)	13.18	14.31	15.67	15.12	15.16	14.82	14.82	14.57	15.11	16.84		
		Cumulative time (s)	149.60	136.42	122.11	106.44	91.32	76.16	61.34	46.52	31.95	16.84	2:29.60	
		Speed (m/s)	13.66	13.98	12.76	13.23	13.19	13.50	13.50	13.73	13.24	11.88	13.24	
		Stride length (m)	5.82	6.09	5.88	6.07	5.97	5.97	5.99	5.93	5.87	5.77	5.94	
		Stride duration (s)	0.414	0.436	0.461	0.459	0.453	0.442	0.444	0.432	0.444	0.486	0.449	
		Stride efficiency (%)	52.92	58.01	54.07	57.48	55.77	55.62	56.15	55.03	53.87	51.98	55.07	
		Stride count	30.93	32.82	34.00	32.98	33.48	33.52	33.37	33.70	34.06	34.68	333.54	

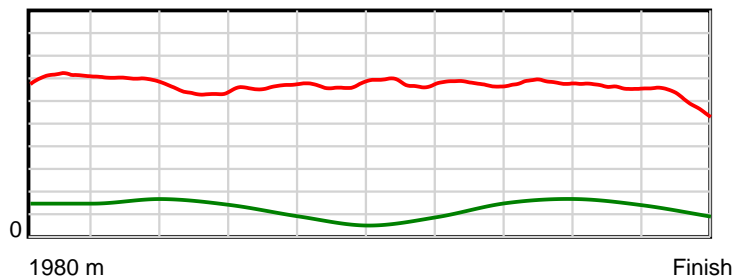
10 m Stride length



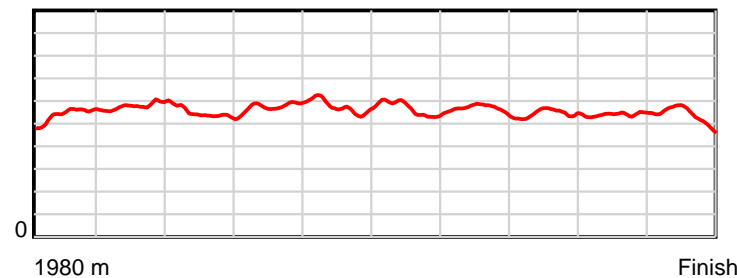
0.6 s Stride duration



20 m/sec Speed



100 % Stride efficiency



Note: Horizontal distance axis grid lines are 200m furlongs.

Disclaimer.

HRNZ and NZMTC and Thoroughbred Ratings Pty Ltd accepts no responsibility for the completeness or accuracy of any of the information contained herein, and makes no representations about its suitability for any particular purpose. Users should make their own judgements about those matters and/or seek independent advice. You assume all risks associated with use of the data provided on this page.