



Race Results

NZ Metropolitan Trotting Club Inc, HRNZ, July 05, 2024

Compilation date: July 5, 2024, 6:31:02 PM (NZST)

Copyright © 2024 HRNZ and NZMTC. All rights reserved.

Trademarks.

StrideMASTER is a registered trademark of Thoroughbred Ratings Pty Ltd.

Disclaimer.

HRNZ and NZMTC and Thoroughbred Ratings Pty Ltd accepts no responsibility for the completeness or accuracy of any of the information contained herein, and makes no representations about its suitability for any particular purpose. Users should make their own judgements about those matters and/or seek independent advice. You assume all risks associated with use of the data provided on this page.



Race Results



July 05, 2024, Race 3, HYDROFLOW TROT, Distance 2600m, Addington - Survey 3200m

| Result | TAB no. | Horse (Barrier) | 2600 to | 2400m to |
|--------|---------|------------------------------|--------------|--------------|
| 1st | 8 | Aspirational D... (8) | 2400m | 2200m |
| | | Position in running (margin) | - | 6(8.1) |
| | | Sectional time (s) | 17.65 | 16.22 |
| | | Cumulative time (s) | 206.78 | 189.13 |
| | | Speed (m/s) | 11.33 | 12.33 |
| | | Stride length (m) | 5.81 | 6.06 |
| | | Stride duration (s) | 0.489 | 0.491 |
| | | Stride efficiency (%) | 52.71 | 57.36 |
| | | Stride count | 34.44 | 33.01 |

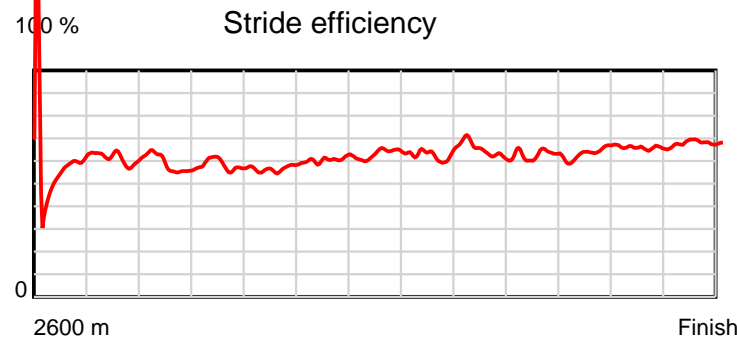
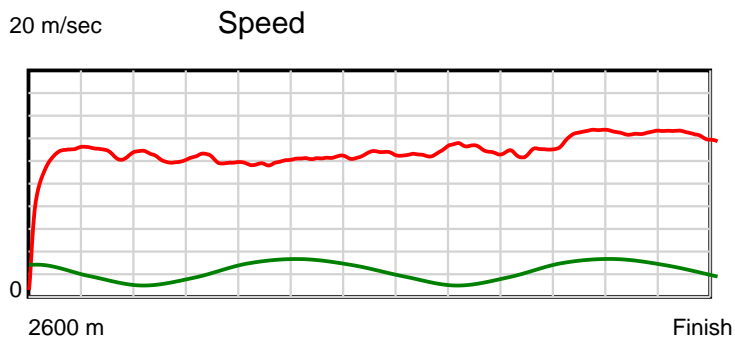
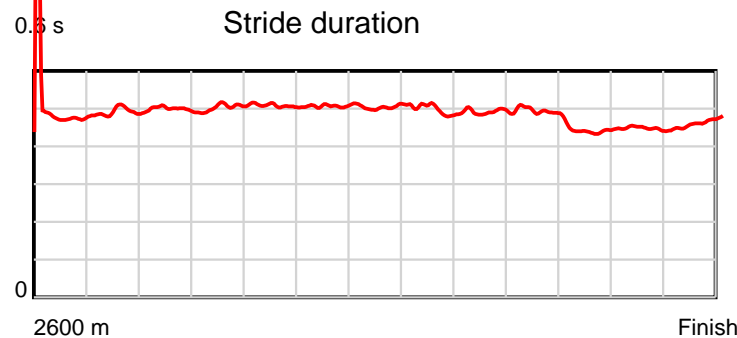
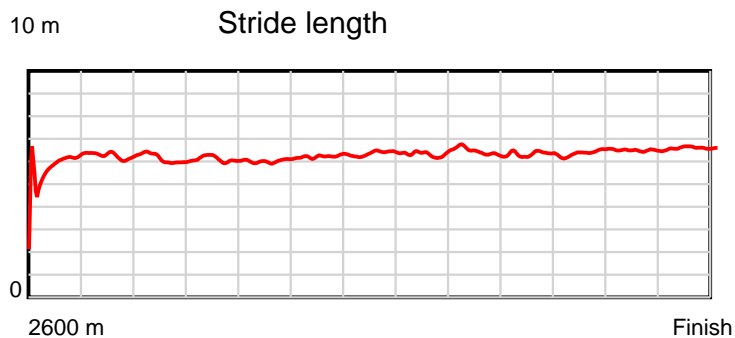
Disclaimer.

HRNZ and NZMTC and Thoroughbred Ratings Pty Ltd accepts no responsibility for the completeness or accuracy of any of the information contained herein, and makes no representations about its suitability for any particular purpose. Users should make their own judgements about those matters and/or seek independent advice. You assume all risks associated with use of the data provided on this page.

Race Results

July 05, 2024, Race 3, HYDROFLOW TROT, Distance 2600m, Addington - Survey 3200m

| Result | TAB no. | Horse (Barrier) | 2200m to | 2000m to | 1800m to | 1600m to | 1400m to | 1200m to | 1000m to | 800m to | 600m to | 400m to | 200m to | Total or | Margin |
|--------|---------|------------------------------|----------|----------|----------|----------|----------|----------|----------|---------|---------|---------|---------|----------|--------|
| 1st | 8 | Aspirational D... (8) | 2000m | 1800m | 1600m | 1400m | 1200m | 1000m | 800m | 600m | 400m | 200m | WP | Average | |
| | | Position in running (margin) | 6(7.9) | 6(10.5) | 6(8.3) | 6(8.2) | 6(7.3) | 7(6.3) | 7(6.2) | 6(4.9) | 6(4.3) | 4(2.4) | 2(0.8) | | 0.00 |
| | | Sectional time (s) | 16.63 | 16.66 | 17.19 | 16.45 | 16.00 | 16.04 | 15.77 | 15.63 | 14.23 | 14.15 | 14.16 | | |
| | | Cumulative time (s) | 172.91 | 156.28 | 139.62 | 122.43 | 105.98 | 89.98 | 73.94 | 58.17 | 42.54 | 28.31 | 14.16 | 3:26.78 | |
| | | Speed (m/s) | 12.03 | 12.00 | 11.63 | 12.16 | 12.50 | 12.47 | 12.68 | 12.80 | 14.05 | 14.13 | 14.12 | 12.57 | |
| | | Stride length (m) | 6.01 | 6.04 | 5.91 | 6.17 | 6.30 | 6.20 | 6.24 | 6.29 | 6.19 | 6.33 | 6.56 | 6.16 | |
| | | Stride duration (s) | 0.499 | 0.503 | 0.508 | 0.507 | 0.504 | 0.497 | 0.492 | 0.492 | 0.441 | 0.448 | 0.465 | 0.490 | |
| | | Stride efficiency (%) | 56.36 | 57.06 | 54.59 | 59.45 | 62.07 | 60.05 | 60.79 | 61.87 | 59.92 | 62.60 | 67.34 | 59.23 | |
| | | Stride count | 33.30 | 33.10 | 33.84 | 32.43 | 31.73 | 32.26 | 32.06 | 31.79 | 32.30 | 31.60 | 30.47 | 422.33 | |



Note: Horizontal distance axis grid lines are 200m furlongs.

Disclaimer.

HRNZ and NZMTC and Thoroughbred Ratings Pty Ltd accepts no responsibility for the completeness or accuracy of any of the information contained herein, and makes no representations about its suitability for any particular purpose. Users should make their own judgements about those matters and/or seek independent advice. You assume all risks associated with use of the data provided on this page.



Race Results



July 05, 2024, Race 3, HYDROFLOW TROT, Distance 2600m, Addington - Survey 3200m

| Result | TAB no. | Horse (Barrier) | 2600 to | 2400m to |
|--------|---------|------------------------------|--------------|--------------|
| 2nd | 4 | Royal Grace (4) | 2400m | 2200m |
| | | Position in running (margin) | - | 9(15.6) |
| | | Sectional time (s) | 19.19 | 16.81 |
| | | Cumulative time (s) | 207.11 | 187.92 |
| | | Speed (m/s) | 10.42 | 11.90 |
| | | Stride length (m) | 4.97 | 5.43 |
| | | Stride duration (s) | 0.464 | 0.456 |
| | | Stride efficiency (%) | 38.67 | 46.07 |
| | | Stride count | 40.20 | 36.83 |

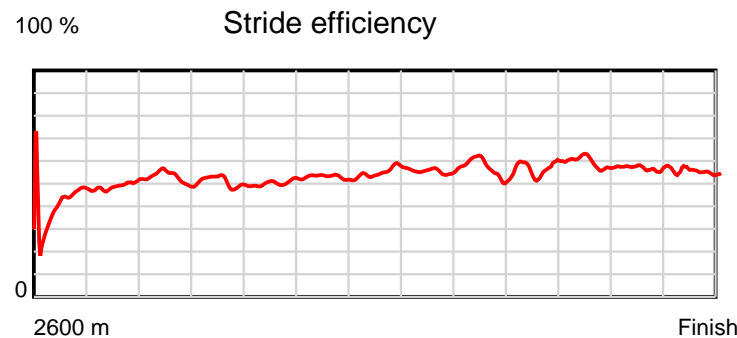
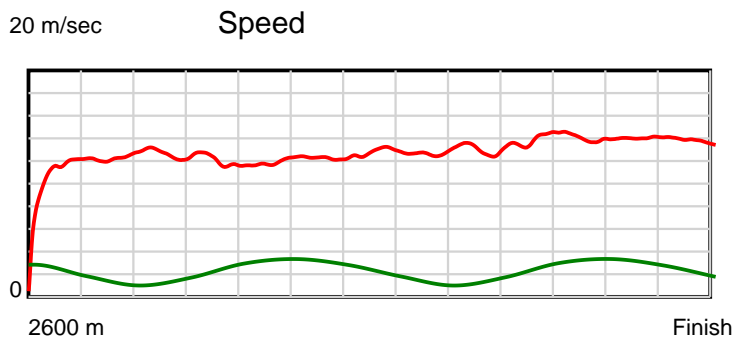
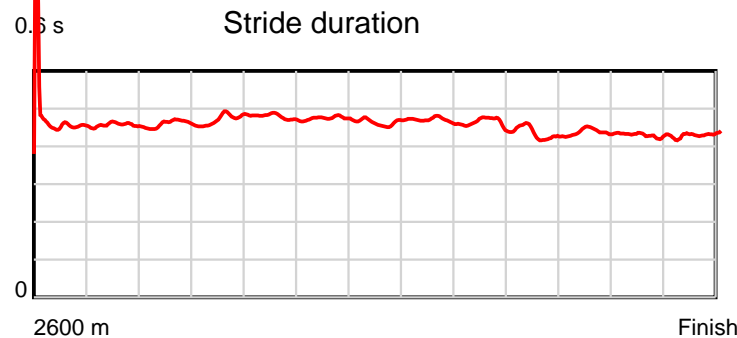
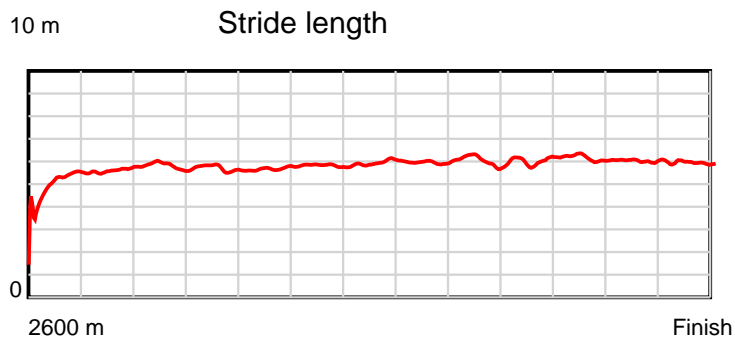
Disclaimer.

HRNZ and NZMTC and Thoroughbred Ratings Pty Ltd accepts no responsibility for the completeness or accuracy of any of the information contained herein, and makes no representations about its suitability for any particular purpose. Users should make their own judgements about those matters and/or seek independent advice. You assume all risks associated with use of the data provided on this page.

Race Results

July 05, 2024, Race 3, HYDROFLOW TROT, Distance 2600m, Addington - Survey 3200m

| Result | TAB no. | Horse (Barrier) | 2200m to | 2000m to | 1800m to | 1600m to | 1400m to | 1200m to | 1000m to | 800m to | 600m to | 400m to | 200m to | Total or | Margin |
|--------|---------|------------------------------|----------|----------|----------|----------|----------|----------|----------|---------|---------|---------|---------|----------|--------|
| 2nd | 4 | Royal Grace (4) | 2000m | 1800m | 1600m | 1400m | 1200m | 1000m | 800m | 600m | 400m | 200m | WP | Average | |
| | | Position in running (margin) | 9(19.1) | 9(18.0) | 9(15.3) | 9(14.7) | 9(14.7) | 9(11.4) | 9(12.1) | 9(8.8) | 2(0.6) | 1(0.0) | 1(0.0) | | 1.80 |
| | | Sectional time (s) | 16.04 | 16.56 | 17.11 | 16.62 | 15.61 | 16.17 | 15.44 | 14.36 | 14.44 | 14.41 | 14.35 | | |
| | | Cumulative time (s) | 171.11 | 155.07 | 138.51 | 121.40 | 104.78 | 89.17 | 73.00 | 57.56 | 43.20 | 28.76 | 14.35 | 3:27.11 | |
| | | Speed (m/s) | 12.47 | 12.08 | 11.69 | 12.03 | 12.81 | 12.37 | 12.95 | 13.93 | 13.85 | 13.88 | 13.94 | 12.55 | |
| | | Stride length (m) | 5.73 | 5.70 | 5.59 | 5.71 | 5.95 | 5.81 | 5.97 | 6.05 | 6.08 | 5.96 | 5.99 | 5.75 | |
| | | Stride duration (s) | 0.460 | 0.472 | 0.478 | 0.474 | 0.464 | 0.470 | 0.461 | 0.434 | 0.439 | 0.429 | 0.430 | 0.458 | |
| | | Stride efficiency (%) | 51.35 | 50.86 | 48.87 | 50.90 | 55.28 | 52.69 | 55.72 | 57.17 | 57.72 | 55.42 | 56.16 | 51.65 | |
| | | Stride count | 34.89 | 35.06 | 35.76 | 35.04 | 33.63 | 34.44 | 33.49 | 33.07 | 32.91 | 33.58 | 33.36 | 452.26 | |



Note: Horizontal distance axis grid lines are 200m furlongs.

Disclaimer.

HRNZ and NZMTC and Thoroughbred Ratings Pty Ltd accepts no responsibility for the completeness or accuracy of any of the information contained herein, and makes no representations about its suitability for any particular purpose. Users should make their own judgements about those matters and/or seek independent advice. You assume all risks associated with use of the data provided on this page.



Race Results



July 05, 2024, Race 3, HYDROFLOW TROT, Distance 2600m, Addington - Survey 3200m

| Result | TAB no. | Horse (Barrier) | 2600 to | 2400m to |
|--------|---------|------------------------------|---------|----------|
| 3rd | 1 | Midnight Diamo... (1) | 2400m | 2200m |
| | | Position in running (margin) | - | 1(0.0) |
| | | Sectional time (s) | 16.45 | 16.24 |
| | | Cumulative time (s) | 207.26 | 190.81 |
| | | Speed (m/s) | 12.16 | 12.32 |
| | | Stride length (m) | 5.74 | 5.90 |
| | | Stride duration (s) | 0.451 | 0.479 |
| | | Stride efficiency (%) | 51.54 | 54.47 |
| | | Stride count | 34.83 | 33.88 |

Disclaimer.

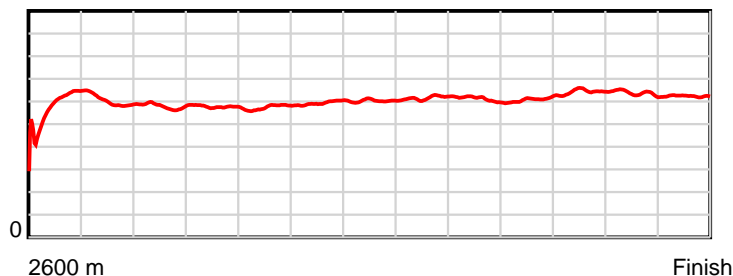
HRNZ and NZMTC and Thoroughbred Ratings Pty Ltd accepts no responsibility for the completeness or accuracy of any of the information contained herein, and makes no representations about its suitability for any particular purpose. Users should make their own judgements about those matters and/or seek independent advice. You assume all risks associated with use of the data provided on this page.

Race Results

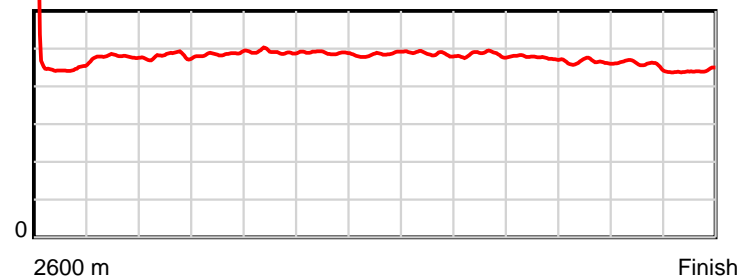
July 05, 2024, Race 3, HYDROFLOW TROT, Distance 2600m, Addington - Survey 3200m

| Result | TAB no. | Horse (Barrier) | 2200m to | 2000m to | 1800m to | 1600m to | 1400m to | 1200m to | 1000m to | 800m to | 600m to | 400m to | 200m to | Total or | Margin |
|--------|---------|------------------------------|----------|----------|----------|----------|----------|----------|----------|---------|---------|---------|---------|----------|--------|
| 3rd | 1 | Midnight Diamo... (1) | 2000m | 1800m | 1600m | 1400m | 1200m | 1000m | 800m | 600m | 400m | 200m | WP | Average | |
| | | Position in running (margin) | 1(0.0) | 2(2.3) | 2(2.0) | 2(1.9) | 2(1.7) | 2(2.0) | 3(2.3) | 3(2.1) | 4(2.0) | 3(2.1) | 4(2.8) | | 2.60 |
| | | Sectional time (s) | 16.60 | 16.97 | 17.19 | 16.58 | 16.22 | 16.10 | 15.95 | 15.71 | 14.57 | 14.53 | 14.15 | | |
| | | Cumulative time (s) | 174.57 | 157.97 | 141.00 | 123.81 | 107.23 | 91.01 | 74.91 | 58.96 | 43.25 | 28.68 | 14.15 | 3:27.26 | |
| | | Speed (m/s) | 12.05 | 11.79 | 11.63 | 12.06 | 12.33 | 12.42 | 12.54 | 12.73 | 13.73 | 13.76 | 14.13 | 12.54 | |
| | | Stride length (m) | 5.78 | 5.73 | 5.72 | 5.90 | 5.98 | 6.04 | 6.07 | 6.07 | 6.37 | 6.31 | 6.24 | 5.98 | |
| | | Stride duration (s) | 0.480 | 0.486 | 0.491 | 0.489 | 0.485 | 0.486 | 0.484 | 0.477 | 0.464 | 0.458 | 0.441 | 0.477 | |
| | | Stride efficiency (%) | 52.28 | 51.26 | 51.04 | 54.37 | 55.96 | 57.04 | 57.64 | 57.60 | 63.49 | 62.21 | 60.77 | 55.92 | |
| | | Stride count | 34.58 | 34.92 | 34.99 | 33.91 | 33.42 | 33.10 | 32.93 | 32.94 | 31.38 | 31.70 | 32.07 | 434.65 | |

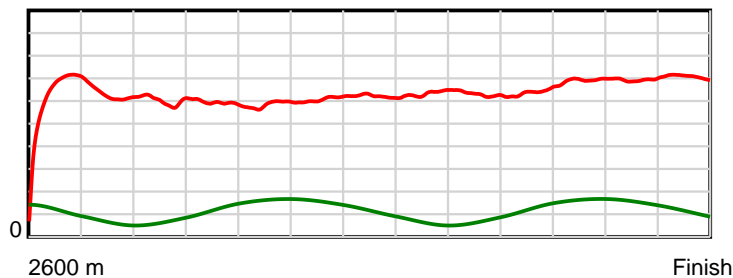
10 m Stride length



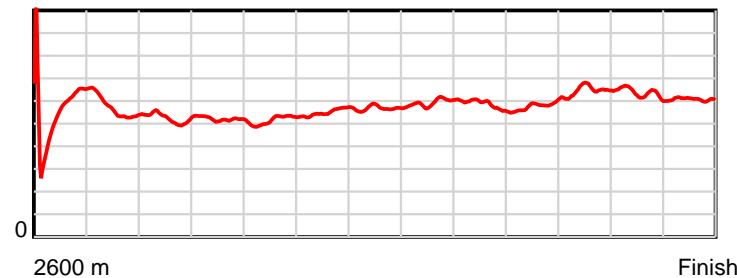
0.5 s Stride duration



20 m/sec Speed



100 % Stride efficiency



Note: Horizontal distance axis grid lines are 200m furlongs.

Disclaimer.

HRNZ and NZMTC and Thoroughbred Ratings Pty Ltd accepts no responsibility for the completeness or accuracy of any of the information contained herein, and makes no representations about its suitability for any particular purpose. Users should make their own judgements about those matters and/or seek independent advice. You assume all risks associated with use of the data provided on this page.



Race Results



July 05, 2024, Race 3, HYDROFLOW TROT, Distance 2600m, Addington - Survey 3200m

| Result | TAB no. | Horse (Barrier) | 2600 to | 2400m to |
|--------|---------|------------------------------|---------|----------|
| 4th | 6 | One Mhor For H... (6) | 2400m | 2200m |
| | | Position in running (margin) | - | 5(7.7) |
| | | Sectional time (s) | 17.90 | 15.72 |
| | | Cumulative time (s) | 207.74 | 189.84 |
| | | Speed (m/s) | 11.18 | 12.72 |
| | | Stride length (m) | 6.21 | 6.67 |
| | | Stride duration (s) | 0.498 | 0.525 |
| | | Stride efficiency (%) | 60.35 | 69.62 |
| | | Stride count | 32.18 | 29.96 |

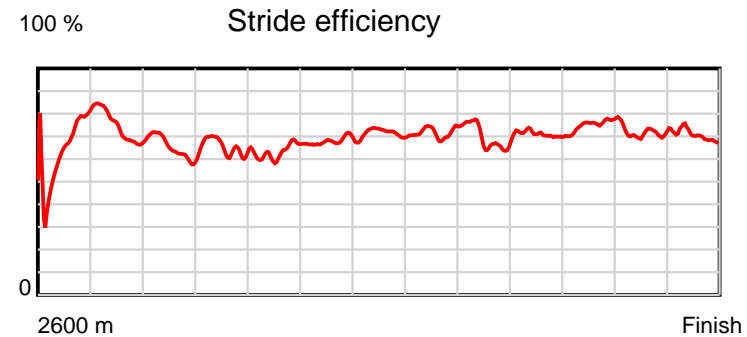
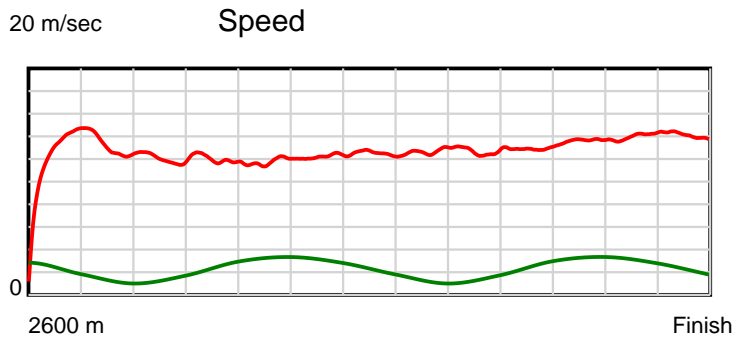
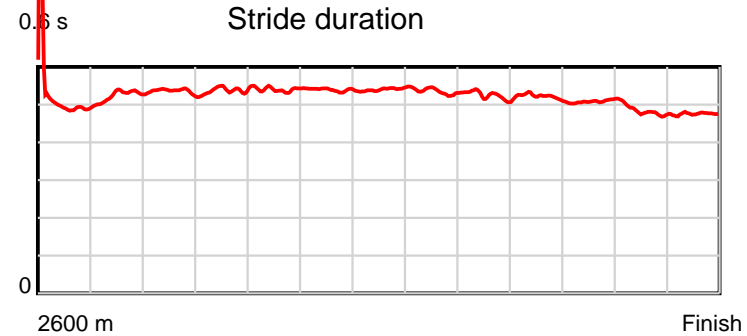
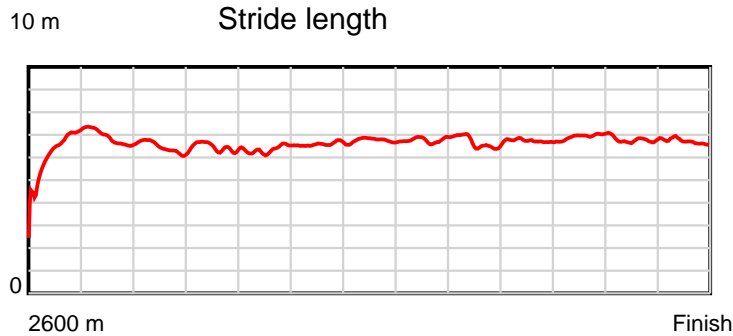
Disclaimer.

HRNZ and NZMTC and Thoroughbred Ratings Pty Ltd accepts no responsibility for the completeness or accuracy of any of the information contained herein, and makes no representations about its suitability for any particular purpose. Users should make their own judgements about those matters and/or seek independent advice. You assume all risks associated with use of the data provided on this page.

Race Results

July 05, 2024, Race 3, HYDROFLOW TROT, Distance 2600m, Addington - Survey 3200m

| Result | TAB no. | Horse (Barrier) | 2200m to | 2000m to | 1800m to | 1600m to | 1400m to | 1200m to | 1000m to | 800m to | 600m to | 400m to | 200m to | Total or | Margin |
|--------|---------|------------------------------|----------|----------|----------|----------|----------|----------|----------|---------|---------|---------|---------|----------|--------|
| 4th | 6 | One Mhor For H... (6) | 2000m | 1800m | 1600m | 1400m | 1200m | 1000m | 800m | 600m | 400m | 200m | WP | Average | |
| | | Position in running (margin) | 4(4.6) | 5(8.5) | 5(7.0) | 5(6.7) | 5(5.8) | 5(6.0) | 6(5.9) | 7(5.7) | 8(4.6) | 6(5.7) | 6(5.1) | | 5.20 |
| | | Sectional time (s) | 16.85 | 16.76 | 17.16 | 16.47 | 16.18 | 16.04 | 15.95 | 15.55 | 14.73 | 14.31 | 14.12 | | |
| | | Cumulative time (s) | 174.12 | 157.27 | 140.51 | 123.35 | 106.88 | 90.70 | 74.66 | 58.71 | 43.16 | 28.43 | 14.12 | 3:27.74 | |
| | | Speed (m/s) | 11.87 | 11.93 | 11.66 | 12.14 | 12.36 | 12.47 | 12.54 | 12.86 | 13.58 | 13.98 | 14.16 | 12.52 | |
| | | Stride length (m) | 6.35 | 6.42 | 6.29 | 6.55 | 6.68 | 6.67 | 6.56 | 6.71 | 6.90 | 6.74 | 6.72 | 6.57 | |
| | | Stride duration (s) | 0.535 | 0.538 | 0.540 | 0.539 | 0.541 | 0.535 | 0.523 | 0.522 | 0.508 | 0.482 | 0.474 | 0.525 | |
| | | Stride efficiency (%) | 63.08 | 64.37 | 61.88 | 67.04 | 69.72 | 69.49 | 67.33 | 70.42 | 74.33 | 70.92 | 70.53 | 67.45 | |
| | | Stride count | 31.48 | 31.16 | 31.78 | 30.54 | 29.94 | 29.99 | 30.47 | 29.79 | 29.00 | 29.69 | 29.77 | 395.75 | |



Note: Horizontal distance axis grid lines are 200m furlongs.

Disclaimer.

HRNZ and NZMTC and Thoroughbred Ratings Pty Ltd accepts no responsibility for the completeness or accuracy of any of the information contained herein, and makes no representations about its suitability for any particular purpose. Users should make their own judgements about those matters and/or seek independent advice. You assume all risks associated with use of the data provided on this page.



Race Results



July 05, 2024, Race 3, HYDROFLOW TROT, Distance 2600m, Addington - Survey 3200m

| Result | TAB no. | Horse (Barrier) | 2600 to | 2400m to |
|--------|---------|------------------------------|--------------|--------------|
| 5th | 7 | Clovelly Hill (7) | 2400m | 2200m |
| | | Position in running (margin) | - | 3(6.1) |
| | | Sectional time (s) | 17.37 | 15.62 |
| | | Cumulative time (s) | 207.75 | 190.38 |
| | | Speed (m/s) | 11.52 | 12.80 |
| | | Stride length (m) | 5.05 | 5.45 |
| | | Stride duration (s) | 0.425 | 0.426 |
| | | Stride efficiency (%) | 39.79 | 46.43 |
| | | Stride count | 39.64 | 36.69 |

Disclaimer.

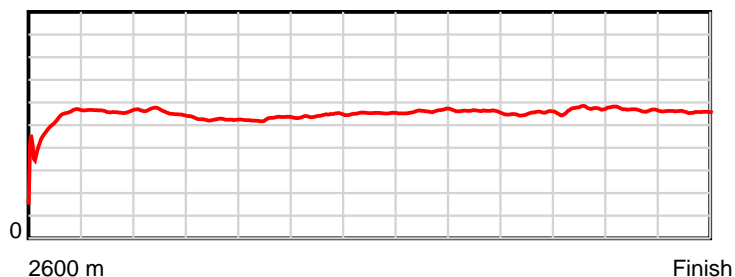
HRNZ and NZMTC and Thoroughbred Ratings Pty Ltd accepts no responsibility for the completeness or accuracy of any of the information contained herein, and makes no representations about its suitability for any particular purpose. Users should make their own judgements about those matters and/or seek independent advice. You assume all risks associated with use of the data provided on this page.

Race Results

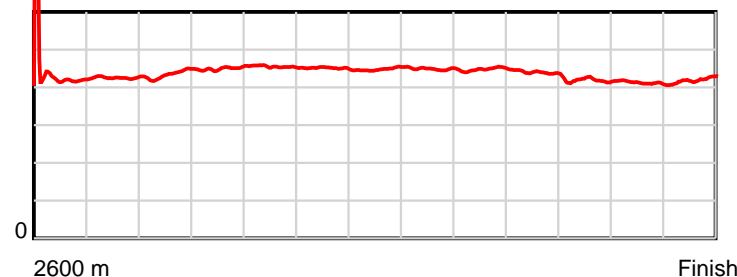
July 05, 2024, Race 3, HYDROFLOW TROT, Distance 2600m, Addington - Survey 3200m

| Result | TAB no. | Horse (Barrier) | 2200m to | 2000m to | 1800m to | 1600m to | 1400m to | 1200m to | 1000m to | 800m to | 600m to | 400m to | 200m to | Total or | Margin |
|--------|---------|------------------------------|--------------|--------------|--------------|--------------|--------------|--------------|-------------|-------------|-------------|-------------|-----------|----------------|--------|
| 5th | 7 | Clovelly Hill (7) | 2000m | 1800m | 1600m | 1400m | 1200m | 1000m | 800m | 600m | 400m | 200m | WP | Average | |
| | | Position in running (margin) | 2(2.4) | 1(0.0) | 1(0.0) | 1(0.0) | 1(0.0) | 1(0.0) | 1(0.0) | 1(0.0) | 1(0.0) | 2(0.5) | 3(1.3) | | 5.30 |
| | | Sectional time (s) | 15.80 | 17.01 | 17.22 | 16.61 | 16.16 | 16.05 | 15.99 | 15.73 | 14.63 | 14.54 | 15.02 | | |
| | | Cumulative time (s) | 174.76 | 158.96 | 141.95 | 124.73 | 108.12 | 91.96 | 75.91 | 59.92 | 44.19 | 29.56 | 15.02 | 3:27.75 | |
| | | Speed (m/s) | 12.66 | 11.76 | 11.61 | 12.04 | 12.38 | 12.46 | 12.51 | 12.71 | 13.67 | 13.76 | 13.32 | 12.52 | |
| | | Stride length (m) | 5.51 | 5.29 | 5.28 | 5.43 | 5.55 | 5.59 | 5.60 | 5.59 | 5.71 | 5.67 | 5.59 | 5.48 | |
| | | Stride duration (s) | 0.435 | 0.450 | 0.455 | 0.451 | 0.449 | 0.449 | 0.448 | 0.439 | 0.418 | 0.412 | 0.420 | 0.438 | |
| | | Stride efficiency (%) | 47.36 | 43.69 | 43.65 | 46.06 | 48.14 | 48.91 | 48.98 | 48.78 | 50.96 | 50.26 | 48.80 | 46.91 | |
| | | Stride count | 36.33 | 37.83 | 37.84 | 36.84 | 36.03 | 35.75 | 35.72 | 35.80 | 35.02 | 35.27 | 35.79 | 474.55 | |

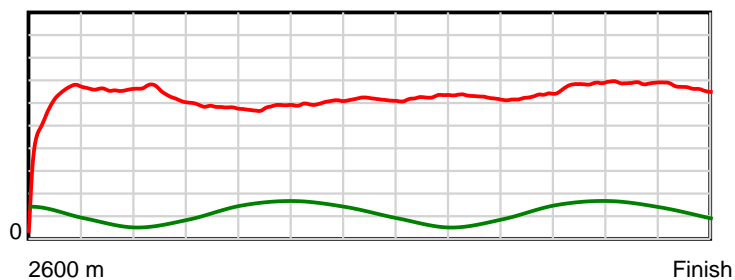
10 m Stride length



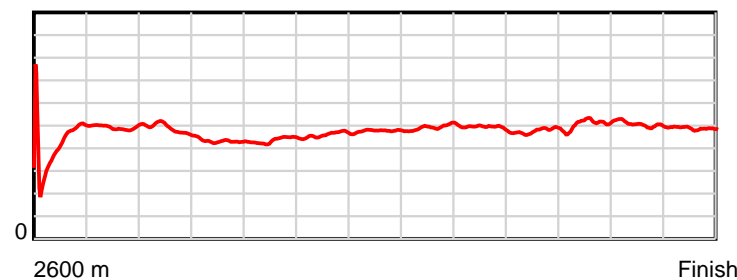
0.5 s Stride duration



20 m/sec Speed



100 % Stride efficiency



Note: Horizontal distance axis grid lines are 200m furlongs.

Disclaimer.

HRNZ and NZMTC and Thoroughbred Ratings Pty Ltd accepts no responsibility for the completeness or accuracy of any of the information contained herein, and makes no representations about its suitability for any particular purpose. Users should make their own judgements about those matters and/or seek independent advice. You assume all risks associated with use of the data provided on this page.



Race Results



July 05, 2024, Race 3, HYDROFLOW TROT, Distance 2600m, Addington - Survey 3200m

| Result | TAB no. | Horse (Barrier) | 2600 to | 2400m to |
|--------|---------|------------------------------|--------------|--------------|
| 6th | 9 | Oliver (9) | 2400m | 2200m |
| | | Position in running (margin) | - | 8(15.1) |
| | | Sectional time (s) | 18.85 | 16.20 |
| | | Cumulative time (s) | 208.16 | 189.31 |
| | | Speed (m/s) | 10.61 | 12.35 |
| | | Stride length (m) | 5.24 | 5.55 |
| | | Stride duration (s) | 0.460 | 0.449 |
| | | Stride efficiency (%) | 42.84 | 48.07 |
| | | Stride count | 38.20 | 36.06 |

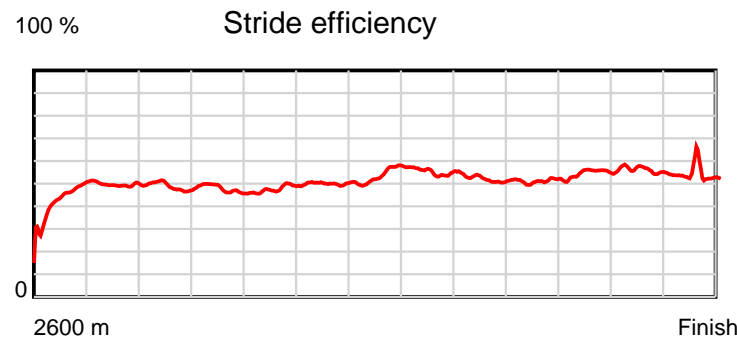
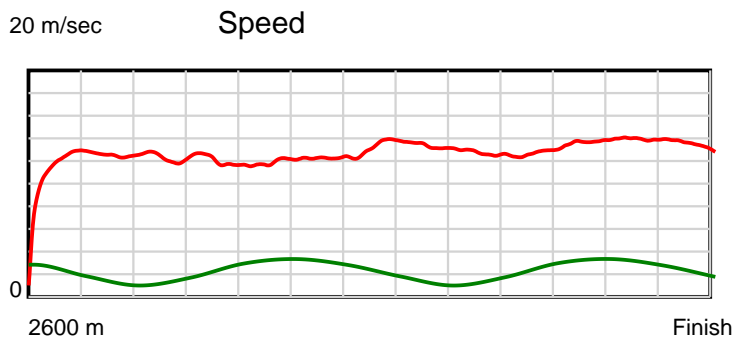
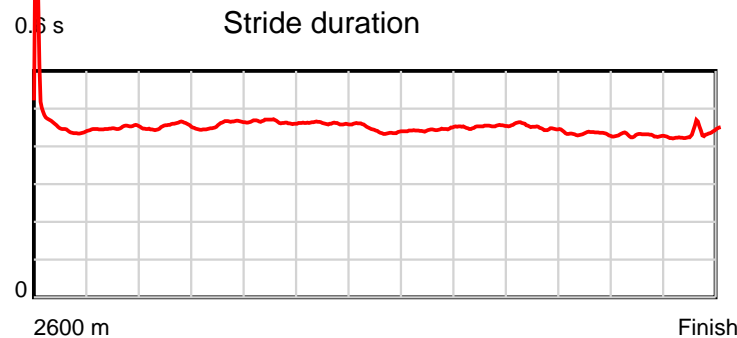
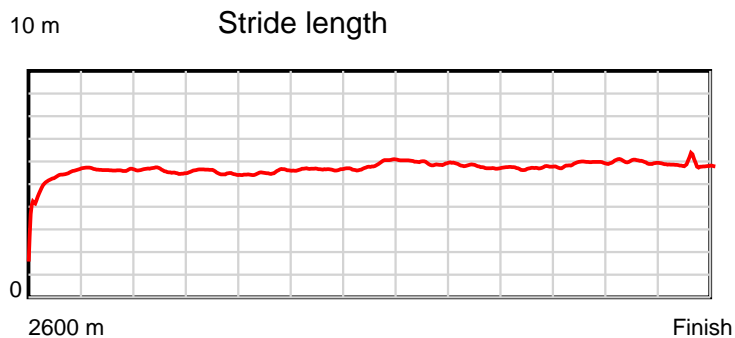
Disclaimer.

HRNZ and NZMTC and Thoroughbred Ratings Pty Ltd accepts no responsibility for the completeness or accuracy of any of the information contained herein, and makes no representations about its suitability for any particular purpose. Users should make their own judgements about those matters and/or seek independent advice. You assume all risks associated with use of the data provided on this page.

Race Results

July 05, 2024, Race 3, HYDROFLOW TROT, Distance 2600m, Addington - Survey 3200m

| Result | TAB no. | Horse (Barrier) | 2200m to | 2000m to | 1800m to | 1600m to | 1400m to | 1200m to | 1000m to | 800m to | 600m to | 400m to | 200m to | Total or | Margin |
|--------|---------|------------------------------|----------|----------|----------|----------|----------|----------|----------|---------|---------|---------|---------|----------|--------|
| 6th | 9 | Oliver (9) | 2000m | 1800m | 1600m | 1400m | 1200m | 1000m | 800m | 600m | 400m | 200m | WP | Average | |
| | | Position in running (margin) | 8(14.9) | 8(15.9) | 8(12.9) | 8(12.5) | 8(12.1) | 6(6.0) | 2(2.2) | 2(1.4) | 3(1.7) | 5(3.1) | 5(4.1) | | 7.50 |
| | | Sectional time (s) | 16.37 | 16.52 | 17.15 | 16.56 | 15.14 | 15.41 | 15.86 | 15.78 | 14.76 | 14.58 | 14.98 | | |
| | | Cumulative time (s) | 173.11 | 156.74 | 140.22 | 123.07 | 106.51 | 91.37 | 75.96 | 60.10 | 44.32 | 29.56 | 14.98 | 3:28.16 | |
| | | Speed (m/s) | 12.22 | 12.11 | 11.66 | 12.08 | 13.21 | 12.98 | 12.61 | 12.67 | 13.55 | 13.72 | 13.35 | 12.49 | |
| | | Stride length (m) | 5.54 | 5.54 | 5.42 | 5.57 | 5.86 | 5.77 | 5.71 | 5.71 | 5.86 | 5.89 | 5.79 | 5.64 | |
| | | Stride duration (s) | 0.454 | 0.457 | 0.465 | 0.461 | 0.444 | 0.445 | 0.452 | 0.451 | 0.433 | 0.429 | 0.434 | 0.452 | |
| | | Stride efficiency (%) | 48.04 | 47.90 | 45.99 | 48.47 | 53.64 | 52.11 | 50.87 | 50.94 | 53.66 | 54.14 | 52.43 | 49.76 | |
| | | Stride count | 36.07 | 36.13 | 36.87 | 35.91 | 34.14 | 34.64 | 35.05 | 35.03 | 34.13 | 33.98 | 34.53 | 460.74 | |



Note: Horizontal distance axis grid lines are 200m furlongs.

Disclaimer.

HRNZ and NZMTC and Thoroughbred Ratings Pty Ltd accepts no responsibility for the completeness or accuracy of any of the information contained herein, and makes no representations about its suitability for any particular purpose. Users should make their own judgements about those matters and/or seek independent advice. You assume all risks associated with use of the data provided on this page.



Race Results



July 05, 2024, Race 3, HYDROFLOW TROT, Distance 2600m, Addington - Survey 3200m

| Result | TAB no. | Horse (Barrier) | 2600 to 2400m | 2400m to 2200m |
|--------|---------|------------------------------|---------------|----------------|
| 7th | 3 | Megaband (3) | | |
| | | Position in running (margin) | - | 7(11.4) |
| | | Sectional time (s) | 18.26 | 16.11 |
| | | Cumulative time (s) | 208.47 | 190.21 |
| | | Speed (m/s) | 10.95 | 12.41 |
| | | Stride length (m) | 5.41 | 6.20 |
| | | Stride duration (s) | 0.489 | 0.500 |
| | | Stride efficiency (%) | 45.81 | 60.15 |
| | | Stride count | 36.94 | 32.24 |

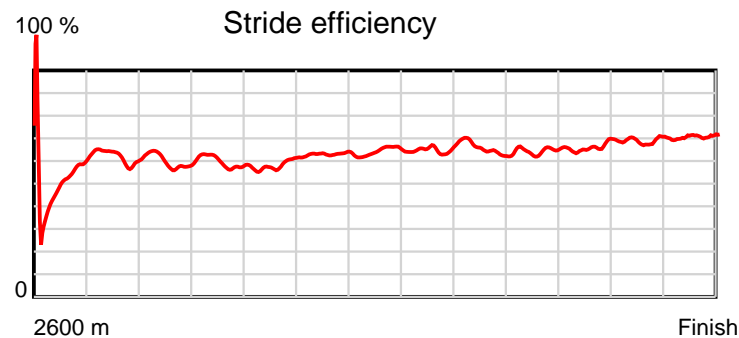
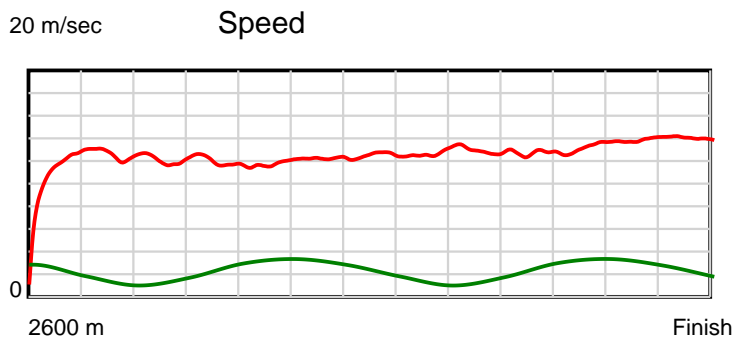
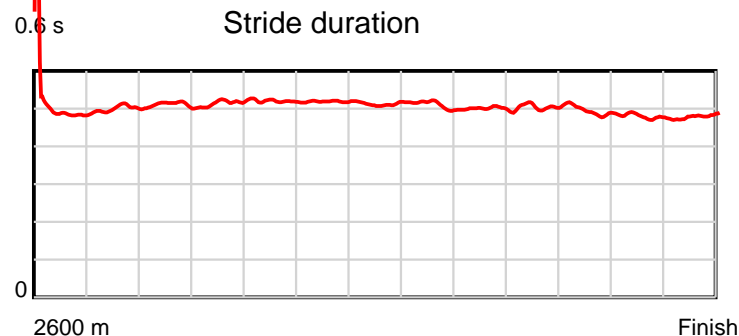
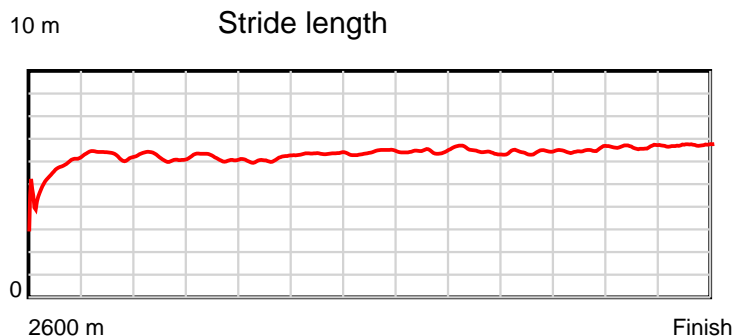
Disclaimer.

HRNZ and NZMTC and Thoroughbred Ratings Pty Ltd accepts no responsibility for the completeness or accuracy of any of the information contained herein, and makes no representations about its suitability for any particular purpose. Users should make their own judgements about those matters and/or seek independent advice. You assume all risks associated with use of the data provided on this page.

Race Results

July 05, 2024, Race 3, HYDROFLOW TROT, Distance 2600m, Addington - Survey 3200m

| Result | TAB no. | Horse (Barrier) | 2200m to | 2000m to | 1800m to | 1600m to | 1400m to | 1200m to | 1000m to | 800m to | 600m to | 400m to | 200m to | Total or | Margin |
|--------|---------|------------------------------|----------|----------|----------|----------|----------|----------|----------|---------|---------|---------|---------|----------|--------|
| 7th | 3 | Megaband (3) | 2000m | 1800m | 1600m | 1400m | 1200m | 1000m | 800m | 600m | 400m | 200m | WP | Average | |
| | | Position in running (margin) | 7(10.6) | 7(12.6) | 7(10.5) | 7(9.8) | 7(9.6) | 8(8.4) | 8(9.0) | 8(6.6) | 9(6.2) | 7(9.6) | 7(10.1) | | 9.10 |
| | | Sectional time (s) | 16.55 | 16.66 | 17.09 | 16.59 | 15.96 | 16.15 | 15.59 | 15.66 | 15.11 | 14.48 | 14.26 | | |
| | | Cumulative time (s) | 174.10 | 157.55 | 140.89 | 123.80 | 107.21 | 91.25 | 75.10 | 59.51 | 43.85 | 28.74 | 14.26 | 3:28.47 | |
| | | Speed (m/s) | 12.08 | 12.00 | 11.70 | 12.06 | 12.53 | 12.38 | 12.83 | 12.77 | 13.24 | 13.81 | 14.03 | 12.47 | |
| | | Stride length (m) | 6.18 | 6.18 | 6.09 | 6.25 | 6.42 | 6.31 | 6.41 | 6.46 | 6.52 | 6.61 | 6.73 | 6.27 | |
| | | Stride duration (s) | 0.511 | 0.515 | 0.520 | 0.519 | 0.512 | 0.510 | 0.500 | 0.506 | 0.493 | 0.479 | 0.480 | 0.503 | |
| | | Stride efficiency (%) | 59.59 | 59.71 | 57.91 | 61.13 | 64.47 | 62.21 | 64.17 | 65.21 | 66.52 | 68.27 | 70.74 | 61.51 | |
| | | Stride count | 32.39 | 32.35 | 32.85 | 31.98 | 31.14 | 31.70 | 31.21 | 30.96 | 30.65 | 30.26 | 29.73 | 414.40 | |



Note: Horizontal distance axis grid lines are 200m furlongs.

Disclaimer.

HRNZ and NZMTC and Thoroughbred Ratings Pty Ltd accepts no responsibility for the completeness or accuracy of any of the information contained herein, and makes no representations about its suitability for any particular purpose. Users should make their own judgements about those matters and/or seek independent advice. You assume all risks associated with use of the data provided on this page.



Race Results



July 05, 2024, Race 3, HYDROFLOW TROT, Distance 2600m, Addington - Survey 3200m

| Result | TAB no. | Horse (Barrier) | 2600 to | 2400m to |
|--------|---------|------------------------------|--------------|--------------|
| 8th | 2 | Petite Trixton (2) | 2400m | 2200m |
| | | Position in running (margin) | - | 2(4.5) |
| | | Sectional time (s) | 16.97 | 15.91 |
| | | Cumulative time (s) | 208.89 | 191.92 |
| | | Speed (m/s) | 11.79 | 12.57 |
| | | Stride length (m) | 5.47 | 5.89 |
| | | Stride duration (s) | 0.463 | 0.469 |
| | | Stride efficiency (%) | 46.83 | 54.20 |
| | | Stride count | 36.53 | 33.96 |

Disclaimer.

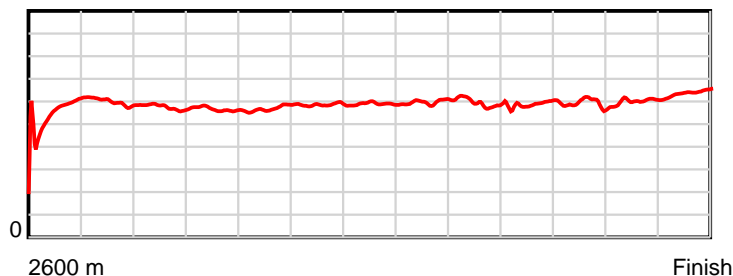
HRNZ and NZMTC and Thoroughbred Ratings Pty Ltd accepts no responsibility for the completeness or accuracy of any of the information contained herein, and makes no representations about its suitability for any particular purpose. Users should make their own judgements about those matters and/or seek independent advice. You assume all risks associated with use of the data provided on this page.

Race Results

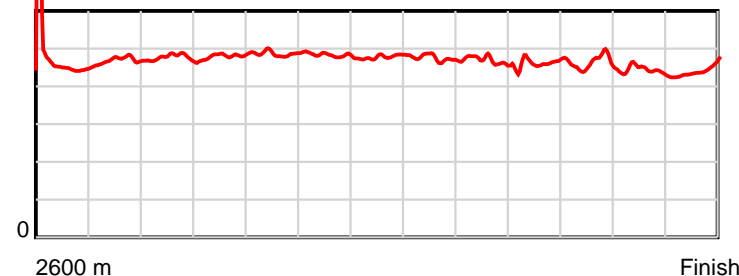
July 05, 2024, Race 3, HYDROFLOW TROT, Distance 2600m, Addington - Survey 3200m

| Result | TAB no. | Horse (Barrier) | 2200m to | 2000m to | 1800m to | 1600m to | 1400m to | 1200m to | 1000m to | 800m to | 600m to | 400m to | 200m to | Total or | Margin |
|--------|---------|------------------------------|----------|----------|----------|----------|----------|----------|----------|---------|---------|---------|---------|----------|--------|
| 8th | 2 | Petite Trixton (2) | 2000m | 1800m | 1600m | 1400m | 1200m | 1000m | 800m | 600m | 400m | 200m | WP | Average | |
| | | Position in running (margin) | 3(2.5) | 3(5.4) | 3(4.6) | 3(3.9) | 3(4.1) | 3(4.3) | 4(4.4) | 5(4.3) | 7(4.4) | 9(13.1) | 8(14.6) | | 11.40 |
| | | Sectional time (s) | 16.68 | 16.89 | 17.11 | 16.64 | 16.20 | 16.07 | 15.97 | 15.74 | 15.98 | 14.68 | 14.05 | | |
| | | Cumulative time (s) | 176.01 | 159.33 | 142.44 | 125.33 | 108.69 | 92.49 | 76.42 | 60.45 | 44.71 | 28.73 | 14.05 | 3:28.89 | |
| | | Speed (m/s) | 11.99 | 11.84 | 11.69 | 12.02 | 12.35 | 12.45 | 12.52 | 12.71 | 12.52 | 13.62 | 14.23 | 12.45 | |
| | | Stride length (m) | 5.71 | 5.68 | 5.69 | 5.81 | 5.90 | 5.92 | 5.86 | 5.84 | 5.78 | 6.02 | 6.32 | 5.83 | |
| | | Stride duration (s) | 0.476 | 0.480 | 0.486 | 0.483 | 0.478 | 0.475 | 0.468 | 0.460 | 0.462 | 0.442 | 0.444 | 0.469 | |
| | | Stride efficiency (%) | 50.95 | 50.46 | 50.54 | 52.76 | 54.47 | 54.74 | 53.61 | 53.28 | 52.14 | 56.72 | 62.48 | 53.15 | |
| | | Stride count | 35.03 | 35.20 | 35.17 | 34.42 | 33.88 | 33.79 | 34.14 | 34.25 | 34.62 | 33.20 | 31.63 | 445.82 | |

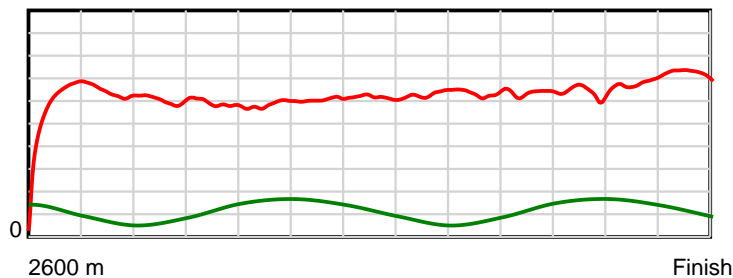
10 m Stride length



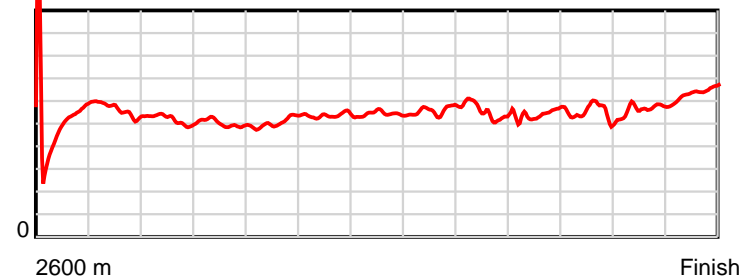
0.5 s Stride duration



20 m/sec Speed



100 % Stride efficiency



Note: Horizontal distance axis grid lines are 200m furlongs.

Disclaimer.

HRNZ and NZMTC and Thoroughbred Ratings Pty Ltd accepts no responsibility for the completeness or accuracy of any of the information contained herein, and makes no representations about its suitability for any particular purpose. Users should make their own judgements about those matters and/or seek independent advice. You assume all risks associated with use of the data provided on this page.



Race Results



July 05, 2024, Race 3, HYDROFLOW TROT, Distance 2600m, Addington - Survey 3200m

| Result | TAB no. | Horse (Barrier) | 2600 to | 2400m to |
|--------|---------|------------------------------|---------|----------|
| 9th | 5 | Natives Blazin... (5) | 2400m | 2200m |
| | | Position in running (margin) | - | 4(7.1) |
| | | Sectional time (s) | 17.55 | 16.10 |
| | | Cumulative time (s) | 211.59 | 194.04 |
| | | Speed (m/s) | 11.40 | 12.42 |
| | | Stride length (m) | 5.49 | 5.83 |
| | | Stride duration (s) | 0.472 | 0.469 |
| | | Stride efficiency (%) | 47.10 | 53.11 |
| | | Stride count | 36.43 | 34.31 |

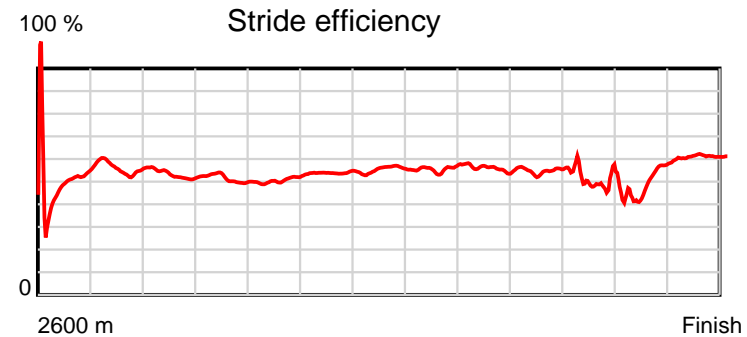
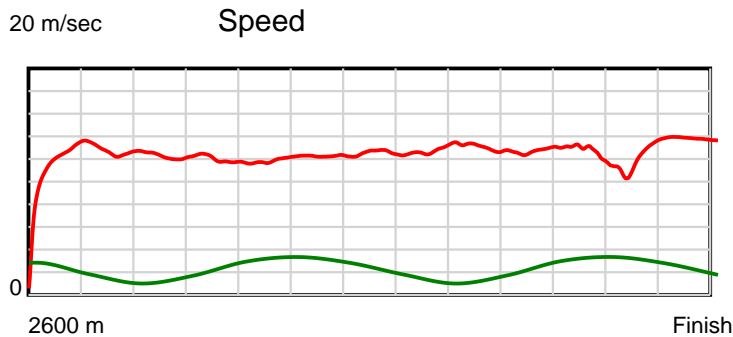
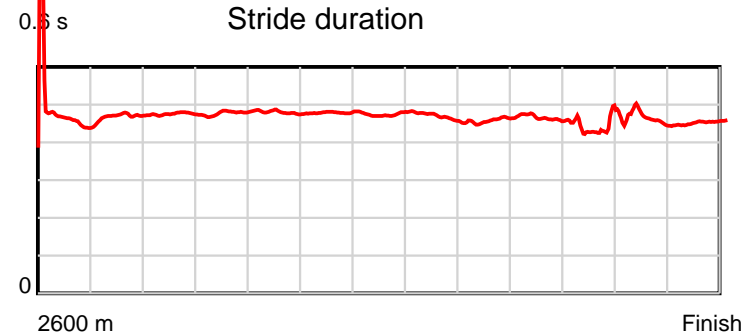
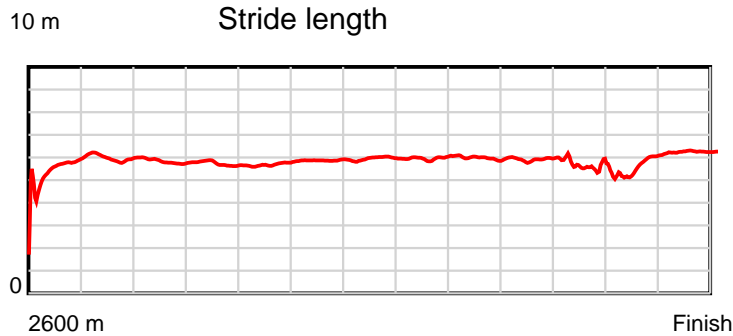
Disclaimer.

HRNZ and NZMTC and Thoroughbred Ratings Pty Ltd accepts no responsibility for the completeness or accuracy of any of the information contained herein, and makes no representations about its suitability for any particular purpose. Users should make their own judgements about those matters and/or seek independent advice. You assume all risks associated with use of the data provided on this page.

Race Results

July 05, 2024, Race 3, HYDROFLOW TROT, Distance 2600m, Addington - Survey 3200m

| Result | TAB no. | Horse (Barrier) | 2200m to | 2000m to | 1800m to | 1600m to | 1400m to | 1200m to | 1000m to | 800m to | 600m to | 400m to | 200m to | Total or | Margin |
|--------|---------|------------------------------|----------|----------|----------|----------|----------|----------|----------|---------|---------|---------|---------|----------|--------|
| 9th | 5 | Natives Blazin... (5) | 2000m | 1800m | 1600m | 1400m | 1200m | 1000m | 800m | 600m | 400m | 200m | WP | Average | |
| | | Position in running (margin) | 5(6.3) | 4(8.3) | 4(6.2) | 4(5.6) | 4(5.6) | 4(4.7) | 5(4.5) | 4(2.9) | 5(2.8) | 8(12.7) | 9(26.7) | | 26.00 |
| | | Sectional time (s) | 16.56 | 16.66 | 17.12 | 16.61 | 16.01 | 16.01 | 15.74 | 15.71 | 16.19 | 16.74 | 14.59 | | |
| | | Cumulative time (s) | 177.94 | 161.38 | 144.72 | 127.60 | 110.99 | 94.98 | 78.97 | 63.23 | 47.52 | 31.33 | 14.59 | 3:31.59 | |
| | | Speed (m/s) | 12.08 | 12.00 | 11.68 | 12.04 | 12.49 | 12.49 | 12.71 | 12.73 | 12.35 | 11.95 | 13.71 | 12.29 | |
| | | Stride length (m) | 5.74 | 5.73 | 5.61 | 5.77 | 5.93 | 5.85 | 5.83 | 5.92 | 5.39 | 5.51 | 6.21 | 5.75 | |
| | | Stride duration (s) | 0.475 | 0.477 | 0.480 | 0.479 | 0.475 | 0.468 | 0.459 | 0.465 | 0.436 | 0.462 | 0.453 | 0.468 | |
| | | Stride efficiency (%) | 51.48 | 51.38 | 49.13 | 52.01 | 54.89 | 53.41 | 53.19 | 54.80 | 45.34 | 47.52 | 60.19 | 51.60 | |
| | | Stride count | 34.85 | 34.88 | 35.67 | 34.67 | 33.75 | 34.21 | 34.28 | 33.77 | 37.13 | 36.27 | 32.23 | 452.45 | |



Note: Horizontal distance axis grid lines are 200m furlongs.

Disclaimer.

HRNZ and NZMTC and Thoroughbred Ratings Pty Ltd accepts no responsibility for the completeness or accuracy of any of the information contained herein, and makes no representations about its suitability for any particular purpose. Users should make their own judgements about those matters and/or seek independent advice. You assume all risks associated with use of the data provided on this page.