



## Race Results

NZ Metropolitan Trotting Club Inc, HRNZ, July 05, 2024

Compilation date: July 5, 2024, 7:25:44 PM (NZST)

Copyright © 2024 HRNZ and NZMTC. All rights reserved.

### Trademarks.

StrideMASTER is a registered trademark of Thoroughbred Ratings Pty Ltd.

### Disclaimer.

HRNZ and NZMTC and Thoroughbred Ratings Pty Ltd accepts no responsibility for the completeness or accuracy of any of the information contained herein, and makes no representations about its suitability for any particular purpose. Users should make their own judgements about those matters and/or seek independent advice. You assume all risks associated with use of the data provided on this page.



# Race Results



July 05, 2024, Race 5, FAHEY FENCE HIRE HANDICAP TROT, Distance 2600m, Addington - Survey 3200m

Result	TAB no.	Horse (Barrier)	2600 to	2400m to
1st	8	<b>Mavis Jones (8)</b>	<b>2400m</b>	<b>2200m</b>
		Position in running (margin)	-	3(3.8)
		Sectional time (s)	16.92	15.83
		Cumulative time (s)	202.48	185.56
		Speed (m/s)	11.82	12.63
		Stride length (m)	72.63	11.78
		Stride duration (s)	5.470	0.932
		Stride efficiency (%)	8242.49	216.82
		Stride count	2.75	16.98

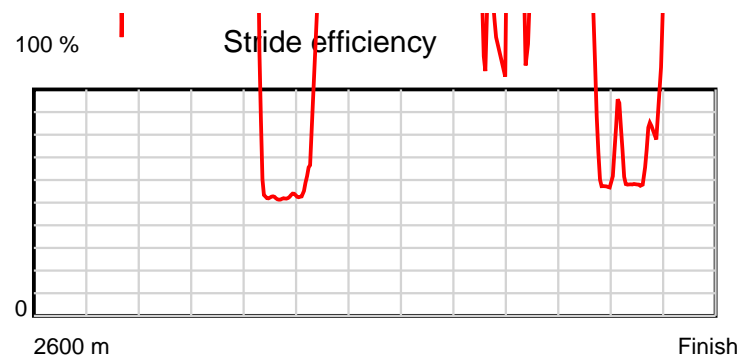
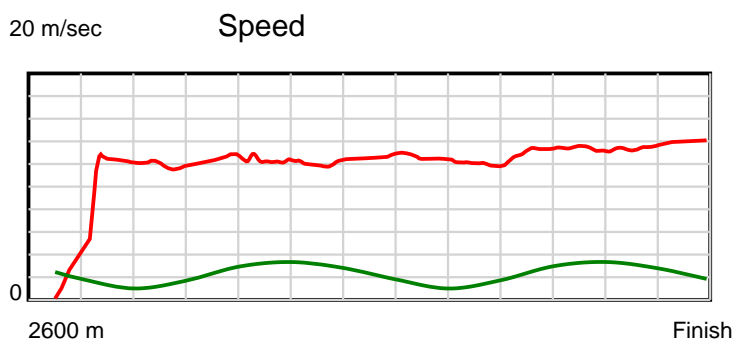
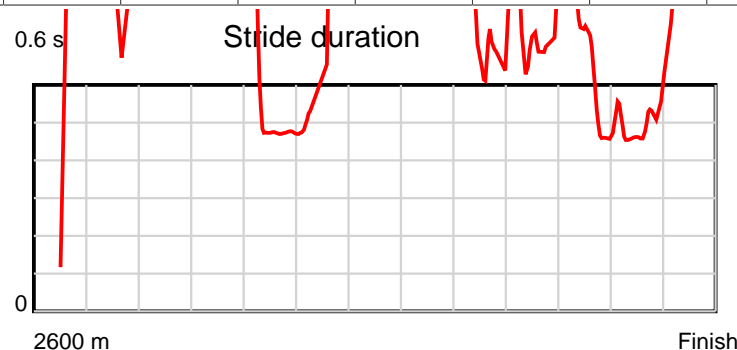
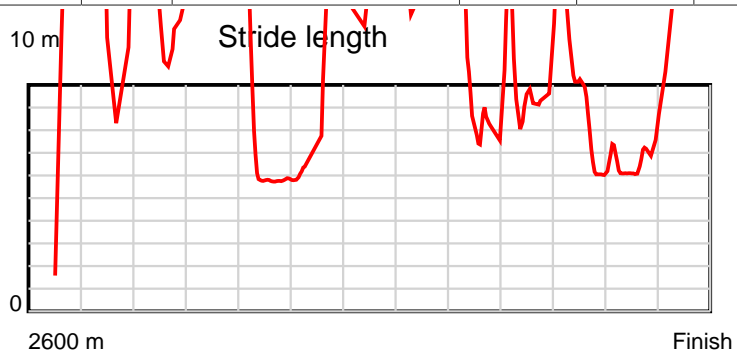
#### Disclaimer.

HRNZ and NZMTC and Thoroughbred Ratings Pty Ltd accepts no responsibility for the completeness or accuracy of any of the information contained herein, and makes no representations about its suitability for any particular purpose. Users should make their own judgements about those matters and/or seek independent advice. You assume all risks associated with use of the data provided on this page.

# Race Results

July 05, 2024, Race 5, FAHEY FENCE HIRE HANDICAP TROT, Distance 2600m, Addington - Survey 3200m

Result	TAB no.	Horse (Barrier)	2200m to	2000m to	1800m to	1600m to	1400m to	1200m to	1000m to	800m to	600m to	400m to	200m to	Total or	Margin
1st	8	Mavis Jones (8)	2000m	1800m	1600m	1400m	1200m	1000m	800m	600m	400m	200m	WP	Average	
		Position in running (margin)	3(6.3)	3(2.2)	1(0.0)	2(2.4)	2(2.8)	2(2.5)	2(2.7)	2(2.0)	3(1.9)	3(1.9)	3(2.2)		0.00
		Sectional time (s)	16.18	15.34	16.41	15.95	15.45	15.87	15.96	15.15	14.93	14.76	13.73		
		Cumulative time (s)	169.73	153.55	138.21	121.80	105.85	90.40	74.53	58.57	43.42	28.49	13.73	3:22.48	
		Speed (m/s)	12.36	13.04	12.19	12.54	12.94	12.60	12.53	13.20	13.40	13.55	14.57	12.84	
		Stride length (m)	9.58	29.08	6.40	6.64	23.97	14.96	7.39	8.64	7.71	7.07	27.11	10.73	
		Stride duration (s)	0.775	2.231	0.525	0.530	1.851	1.187	0.589	0.655	0.575	0.522	1.860	0.835	
		Stride efficiency (%)	143.51	1321.34	64.02	68.88	897.78	349.79	85.31	116.63	92.86	78.09	1148.32	179.80	
		Stride count	20.87	6.88	31.25	30.12	8.34	13.37	27.07	23.15	25.94	28.29	7.38	242.39	



Note: Horizontal distance axis grid lines are 200m furlongs.

**Disclaimer.**

HRNZ and NZMTC and Thoroughbred Ratings Pty Ltd accepts no responsibility for the completeness or accuracy of any of the information contained herein, and makes no representations about its suitability for any particular purpose. Users should make their own judgements about those matters and/or seek independent advice. You assume all risks associated with use of the data provided on this page.



# Race Results



July 05, 2024, Race 5, FAHEY FENCE HIRE HANDICAP TROT, Distance 2600m, Addington - Survey 3200m

Result	TAB no.	Horse (Barrier)	2600 to	2400m to
2nd	7	<b>Fear And Faith (7)</b>	<b>2400m</b>	<b>2200m</b>
		Position in running (margin)	-	5(6.9)
		Sectional time (s)	17.24	15.96
		Cumulative time (s)	202.57	185.33
		Speed (m/s)	11.60	12.53
		Stride length (m)	5.50	5.62
		Stride duration (s)	0.431	0.448
		Stride efficiency (%)	47.33	49.28
		Stride count	36.34	35.61

#### Disclaimer.

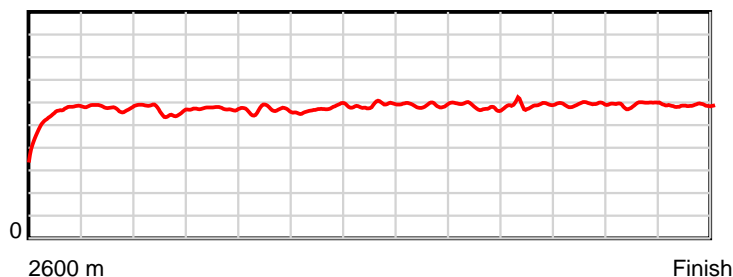
HRNZ and NZMTC and Thoroughbred Ratings Pty Ltd accepts no responsibility for the completeness or accuracy of any of the information contained herein, and makes no representations about its suitability for any particular purpose. Users should make their own judgements about those matters and/or seek independent advice. You assume all risks associated with use of the data provided on this page.

# Race Results

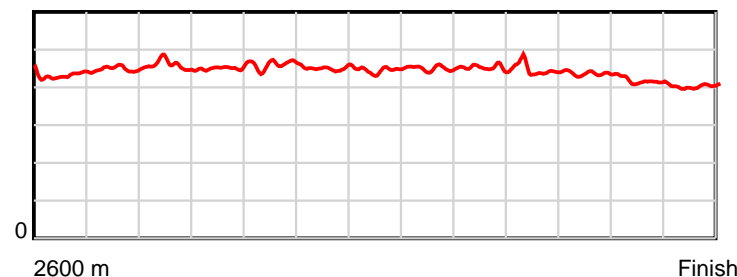
July 05, 2024, Race 5, FAHEY FENCE HIRE HANDICAP TROT, Distance 2600m, Addington - Survey 3200m

Result	TAB no.	Horse (Barrier)	2200m to	2000m to	1800m to	1600m to	1400m to	1200m to	1000m to	800m to	600m to	400m to	200m to	Total or	Margin
2nd	7	<b>Fear And Faith (7)</b>	<b>2000m</b>	<b>1800m</b>	<b>1600m</b>	<b>1400m</b>	<b>1200m</b>	<b>1000m</b>	<b>800m</b>	<b>600m</b>	<b>400m</b>	<b>200m</b>	<b>WP</b>	<b>Average</b>	
		Position in running (margin)	5(10.2)	5(7.3)	6(8.0)	6(10.8)	6(9.9)	6(8.1)	6(6.6)	6(5.5)	6(5.0)	6(5.4)	5(3.6)		0.50
		Sectional time (s)	16.39	15.83	16.47	15.74	15.20	15.57	15.90	15.10	14.99	14.39	13.79		
		Cumulative time (s)	169.37	152.98	137.15	120.68	104.94	89.74	74.17	58.27	43.17	28.18	13.79	3:22.57	
		Speed (m/s)	12.20	12.63	12.14	12.71	13.16	12.85	12.58	13.25	13.34	13.90	14.50	12.83	
		Stride length (m)	5.60	5.70	5.60	5.73	5.86	5.78	5.68	5.90	5.82	5.76	5.85	5.72	
		Stride duration (s)	0.459	0.451	0.461	0.451	0.445	0.450	0.452	0.445	0.436	0.415	0.403	0.446	
		Stride efficiency (%)	49.05	50.76	48.93	51.24	53.68	52.22	50.48	54.36	52.91	51.91	53.41	51.14	
		Stride count	35.70	35.09	35.74	34.93	34.12	34.60	35.19	33.91	34.37	34.70	34.21	454.51	

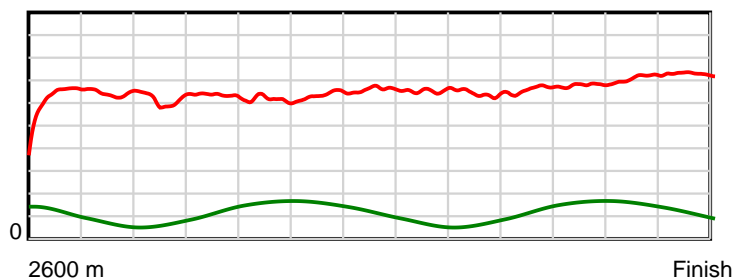
10 m Stride length



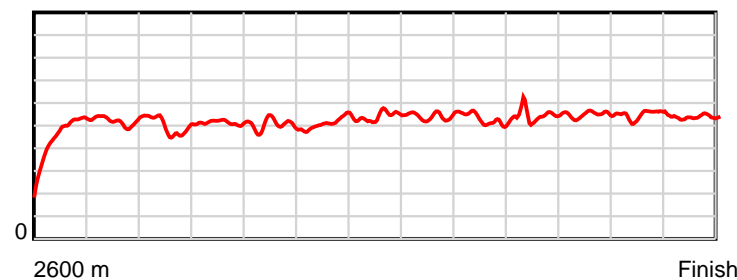
0.6 s Stride duration



20 m/sec Speed



100 % Stride efficiency



Note: Horizontal distance axis grid lines are 200m furlongs.

**Disclaimer.**

HRNZ and NZMTC and Thoroughbred Ratings Pty Ltd accepts no responsibility for the completeness or accuracy of any of the information contained herein, and makes no representations about its suitability for any particular purpose. Users should make their own judgements about those matters and/or seek independent advice. You assume all risks associated with use of the data provided on this page.



# Race Results



July 05, 2024, Race 5, FAHEY FENCE HIRE HANDICAP TROT, Distance 2600m, Addington - Survey 3200m

Result	TAB no.	Horse (Barrier)	2600 to	2400m to
3rd	4	<b>Paris Prince (4)</b>	<b>2400m</b>	<b>2200m</b>
		Position in running (margin)	-	9(20.0)
		Sectional time (s)	19.60	15.39
		Cumulative time (s)	202.92	183.32
		Speed (m/s)	10.20	13.00
		Stride length (m)	5.12	5.96
		Stride duration (s)	0.454	0.459
		Stride efficiency (%)	41.04	55.55
		Stride count	39.03	33.54

#### Disclaimer.

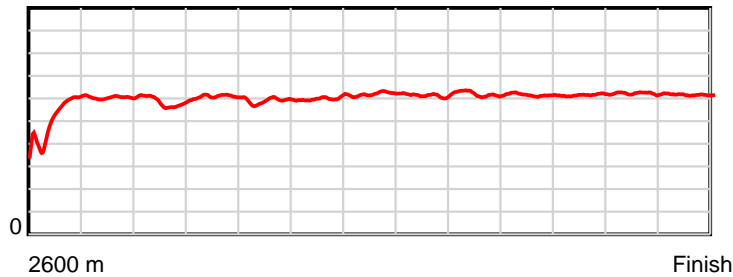
HRNZ and NZMTC and Thoroughbred Ratings Pty Ltd accepts no responsibility for the completeness or accuracy of any of the information contained herein, and makes no representations about its suitability for any particular purpose. Users should make their own judgements about those matters and/or seek independent advice. You assume all risks associated with use of the data provided on this page.

# Race Results

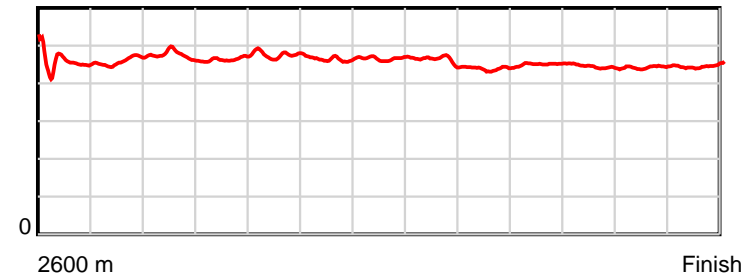
July 05, 2024, Race 5, FAHEY FENCE HIRE HANDICAP TROT, Distance 2600m, Addington - Survey 3200m

Result	TAB no.	Horse (Barrier)	2200m to	2000m to	1800m to	1600m to	1400m to	1200m to	1000m to	800m to	600m to	400m to	200m to	Total or	Margin
3rd	4	Paris Prince (4)	2000m	1800m	1600m	1400m	1200m	1000m	800m	600m	400m	200m	WP	Average	
		Position in running (margin)	9(19.9)	9(16.6)	9(14.4)	9(17.0)	9(16.4)	9(14.4)	9(11.9)	3(3.7)	2(0.9)	2(0.5)	1(0.0)		2.40
		Sectional time (s)	16.31	15.35	16.44	15.79	15.17	15.41	14.71	14.71	14.85	14.62	14.57		
		Cumulative time (s)	167.93	151.62	136.27	119.83	104.04	88.87	73.46	58.75	44.04	29.19	14.57	3:22.92	
		Speed (m/s)	12.26	13.03	12.17	12.67	13.18	12.98	13.60	13.60	13.47	13.68	13.73	12.81	
		Stride length (m)	5.83	6.04	5.80	5.87	6.15	6.00	5.97	6.14	5.97	6.07	6.12	5.91	
		Stride duration (s)	0.475	0.463	0.477	0.464	0.466	0.462	0.439	0.451	0.443	0.443	0.446	0.462	
		Stride efficiency (%)	53.12	56.97	52.58	53.93	59.01	56.17	55.63	58.82	55.75	57.49	58.60	54.65	
		Stride count	34.30	33.12	34.48	34.05	32.55	33.36	33.52	32.60	33.48	32.97	32.66	439.66	

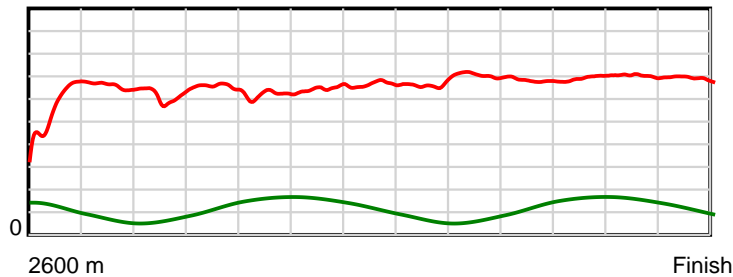
10 m Stride length



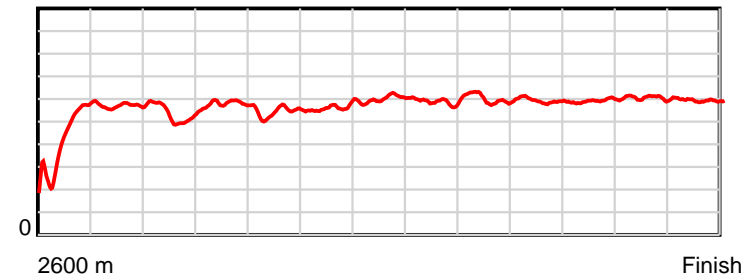
0.6 s Stride duration



20 m/sec Speed



100 % Stride efficiency



Note: Horizontal distance axis grid lines are 200m furlongs.

**Disclaimer.**

HRNZ and NZMTC and Thoroughbred Ratings Pty Ltd accepts no responsibility for the completeness or accuracy of any of the information contained herein, and makes no representations about its suitability for any particular purpose. Users should make their own judgements about those matters and/or seek independent advice. You assume all risks associated with use of the data provided on this page.



# Race Results



July 05, 2024, Race 5, FAHEY FENCE HIRE HANDICAP TROT, Distance 2600m, Addington - Survey 3200m

Result	TAB no.	Horse (Barrier)	2600 to	2400m to
4th	2	Dark Ghana (2)	2400m	2200m
		Position in running (margin)	-	7(10.9)
		Sectional time (s)	17.99	16.58
		Cumulative time (s)	203.23	185.24
		Speed (m/s)	11.12	12.06
		Stride length (m)	5.66	5.55
		Stride duration (s)	0.453	0.461
		Stride efficiency (%)	50.10	48.20
		Stride count	35.32	36.01

#### Disclaimer.

HRNZ and NZMTC and Thoroughbred Ratings Pty Ltd accepts no responsibility for the completeness or accuracy of any of the information contained herein, and makes no representations about its suitability for any particular purpose. Users should make their own judgements about those matters and/or seek independent advice. You assume all risks associated with use of the data provided on this page.

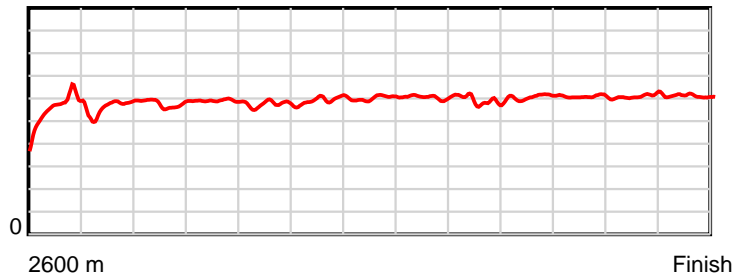


# Race Results

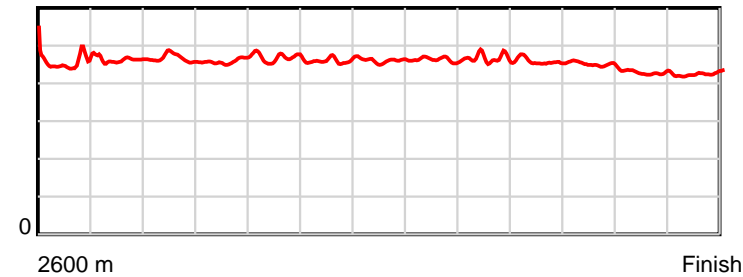
July 05, 2024, Race 5, FAHEY FENCE HIRE HANDICAP TROT, Distance 2600m, Addington - Survey 3200m

Result	TAB no.	Horse (Barrier)	2200m to	2000m to	1800m to	1600m to	1400m to	1200m to	1000m to	800m to	600m to	400m to	200m to	Total or	Margin
4th	2	<b>Dark Ghana (2)</b>	<b>2000m</b>	<b>1800m</b>	<b>1600m</b>	<b>1400m</b>	<b>1200m</b>	<b>1000m</b>	<b>800m</b>	<b>600m</b>	<b>400m</b>	<b>200m</b>	<b>WP</b>	<b>Average</b>	
		Position in running (margin)	8(18.0)	8(13.8)	8(12.0)	8(14.7)	8(14.1)	8(12.1)	8(10.9)	9(9.6)	9(8.4)	9(9.3)	8(6.2)		4.00
		Sectional time (s)	16.16	15.42	16.46	15.78	15.17	15.63	15.86	14.98	15.08	14.17	13.95		
		Cumulative time (s)	168.66	152.50	137.08	120.62	104.84	89.67	74.04	58.18	43.20	28.12	13.95	3:23.23	
		Speed (m/s)	12.38	12.97	12.15	12.67	13.18	12.80	12.61	13.35	13.26	14.11	14.34	12.79	
		Stride length (m)	5.78	5.95	5.70	5.83	6.07	5.92	5.88	6.12	5.96	6.03	6.11	5.88	
		Stride duration (s)	0.467	0.458	0.469	0.460	0.460	0.463	0.466	0.458	0.449	0.427	0.426	0.460	
		Stride efficiency (%)	52.12	55.26	50.81	53.20	57.49	54.83	54.03	58.47	55.49	56.89	58.31	54.11	
		Stride count	34.63	33.63	35.08	34.28	32.97	33.76	34.01	32.70	33.56	33.15	32.74	441.84	

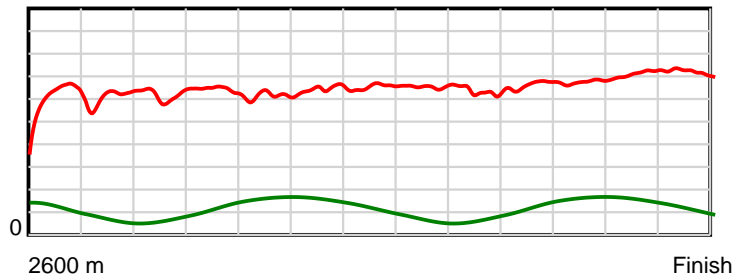
10 m Stride length



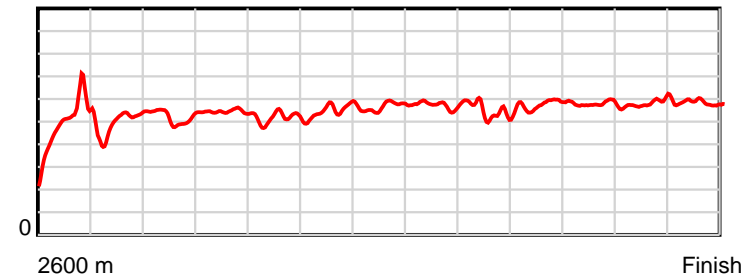
0.6 s Stride duration



20 m/sec Speed



100 % Stride efficiency



Note: Horizontal distance axis grid lines are 200m furlongs.

**Disclaimer.**

HRNZ and NZMTC and Thoroughbred Ratings Pty Ltd accepts no responsibility for the completeness or accuracy of any of the information contained herein, and makes no representations about its suitability for any particular purpose. Users should make their own judgements about those matters and/or seek independent advice. You assume all risks associated with use of the data provided on this page.



# Race Results



July 05, 2024, Race 5, FAHEY FENCE HIRE HANDICAP TROT, Distance 2600m, Addington - Survey 3200m

Result	TAB no.	Horse (Barrier)	2600 to	2400m to
5th	5	<b>It's So Easy (5)</b>	<b>2400m</b>	<b>2200m</b>
		Position in running (margin)	-	4(5.7)
		Sectional time (s)	17.33	15.75
		Cumulative time (s)	203.32	185.99
		Speed (m/s)	11.54	12.70
		Stride length (m)	5.64	5.94
		Stride duration (s)	0.435	0.468
		Stride efficiency (%)	49.69	55.22
		Stride count	35.47	33.64

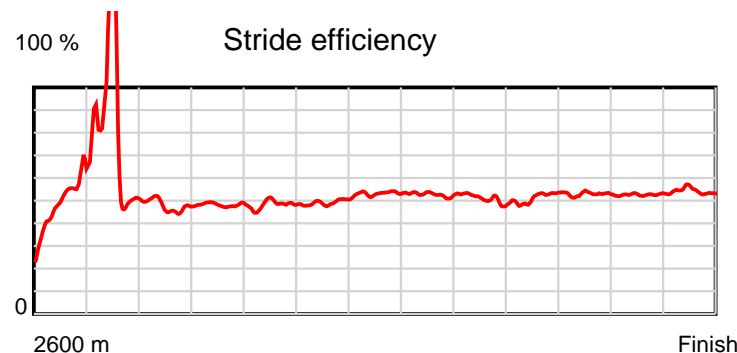
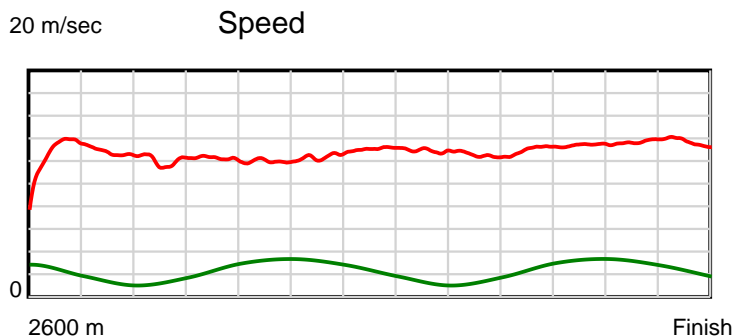
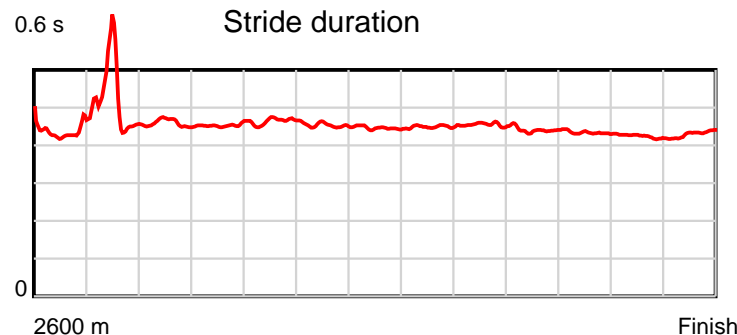
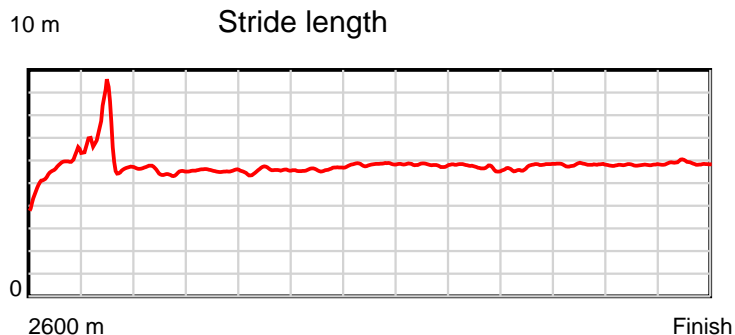
#### Disclaimer.

HRNZ and NZMTC and Thoroughbred Ratings Pty Ltd accepts no responsibility for the completeness or accuracy of any of the information contained herein, and makes no representations about its suitability for any particular purpose. Users should make their own judgements about those matters and/or seek independent advice. You assume all risks associated with use of the data provided on this page.

# Race Results

July 05, 2024, Race 5, FAHEY FENCE HIRE HANDICAP TROT, Distance 2600m, Addington - Survey 3200m

Result	TAB no.	Horse (Barrier)	2200m to	2000m to	1800m to	1600m to	1400m to	1200m to	1000m to	800m to	600m to	400m to	200m to	Total or	Margin
5th	5	It's So Easy (5)	<b>2000m</b>	<b>1800m</b>	<b>1600m</b>	<b>1400m</b>	<b>1200m</b>	<b>1000m</b>	<b>800m</b>	<b>600m</b>	<b>400m</b>	<b>200m</b>	<b>WP</b>	<b>Average</b>	
		Position in running (margin)	4(7.8)	4(4.9)	5(6.2)	5(8.6)	5(8.3)	5(6.3)	4(4.7)	4(3.8)	4(3.3)	4(3.5)	4(2.8)		4.50
		Sectional time (s)	16.39	15.94	16.40	15.83	15.17	15.57	15.93	15.10	14.95	14.58	14.38		
		Cumulative time (s)	170.24	153.85	137.91	121.51	105.68	90.51	74.94	59.01	43.91	28.96	14.38	3:23.32	
		Speed (m/s)	12.20	12.55	12.20	12.63	13.18	12.85	12.55	13.25	13.38	13.72	13.91	12.79	
		Stride length (m)	5.60	5.69	5.66	5.73	5.88	5.77	5.70	5.84	5.79	5.80	6.01	5.77	
		Stride duration (s)	0.459	0.453	0.464	0.453	0.446	0.449	0.454	0.440	0.433	0.423	0.432	0.451	
		Stride efficiency (%)	48.99	50.56	50.07	51.22	54.12	52.11	50.78	53.21	52.45	52.52	56.39	52.04	
		Stride count	35.72	35.16	35.33	34.93	33.99	34.63	35.08	34.27	34.52	34.50	33.29	450.53	



Note: Horizontal distance axis grid lines are 200m furlongs.

#### Disclaimer.

HRNZ and NZMTC and Thoroughbred Ratings Pty Ltd accepts no responsibility for the completeness or accuracy of any of the information contained herein, and makes no representations about its suitability for any particular purpose. Users should make their own judgements about those matters and/or seek independent advice. You assume all risks associated with use of the data provided on this page.



# Race Results



July 05, 2024, Race 5, FAHEY FENCE HIRE HANDICAP TROT, Distance 2600m, Addington - Survey 3200m

Result	TAB no.	Horse (Barrier)	2600 to	2400m to
6th	3	Crown The Mome... (3)	2400m	2200m
		Position in running (margin)	-	8(13.5)
		Sectional time (s)	18.54	15.64
		Cumulative time (s)	203.42	184.88
		Speed (m/s)	10.79	12.79
		Stride length (m)	5.64	6.02
		Stride duration (s)	0.454	0.471
		Stride efficiency (%)	49.72	56.68
		Stride count	35.46	33.21

#### Disclaimer.

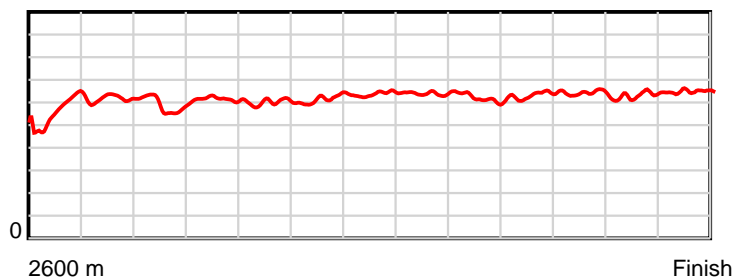
HRNZ and NZMTC and Thoroughbred Ratings Pty Ltd accepts no responsibility for the completeness or accuracy of any of the information contained herein, and makes no representations about its suitability for any particular purpose. Users should make their own judgements about those matters and/or seek independent advice. You assume all risks associated with use of the data provided on this page.

# Race Results

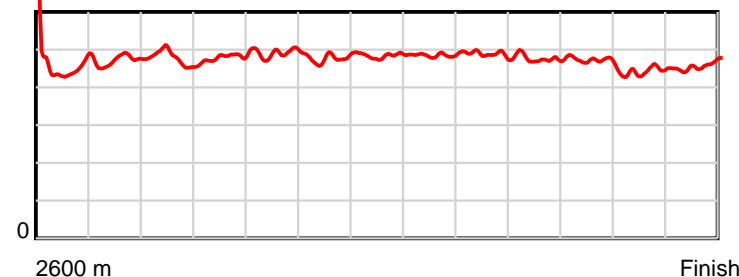
July 05, 2024, Race 5, FAHEY FENCE HIRE HANDICAP TROT, Distance 2600m, Addington - Survey 3200m

Result	TAB no.	Horse (Barrier)	2200m to	2000m to	1800m to	1600m to	1400m to	1200m to	1000m to	800m to	600m to	400m to	200m to	Total or	Margin
6th	3	<b>Crown The Mome... (3)</b>	<b>2000m</b>	<b>1800m</b>	<b>1600m</b>	<b>1400m</b>	<b>1200m</b>	<b>1000m</b>	<b>800m</b>	<b>600m</b>	<b>400m</b>	<b>200m</b>	<b>WP</b>	<b>Average</b>	
		Position in running (margin)	7(14.8)	7(10.8)	7(10.0)	7(12.7)	7(12.1)	7(10.2)	7(8.5)	8(7.7)	8(6.4)	8(6.8)	7(5.4)		5.10
		Sectional time (s)	16.19	15.57	16.46	15.80	15.17	15.56	15.94	14.96	14.99	14.46	14.14		
		Cumulative time (s)	169.24	153.05	137.48	121.02	105.22	90.05	74.49	58.55	43.59	28.60	14.14	3:23.42	
		Speed (m/s)	12.35	12.85	12.15	12.66	13.18	12.85	12.55	13.37	13.34	13.83	14.14	12.78	
		Stride length (m)	5.90	6.15	5.97	6.05	6.38	6.24	6.11	6.37	6.27	6.13	6.49	6.13	
		Stride duration (s)	0.478	0.479	0.492	0.478	0.484	0.485	0.487	0.477	0.470	0.443	0.458	0.479	
		Stride efficiency (%)	54.43	59.17	55.78	57.16	63.62	60.84	58.39	63.47	61.37	58.72	65.75	58.63	
		Stride count	33.89	32.50	33.48	33.07	31.35	32.05	32.72	31.38	31.91	32.63	30.83	424.48	

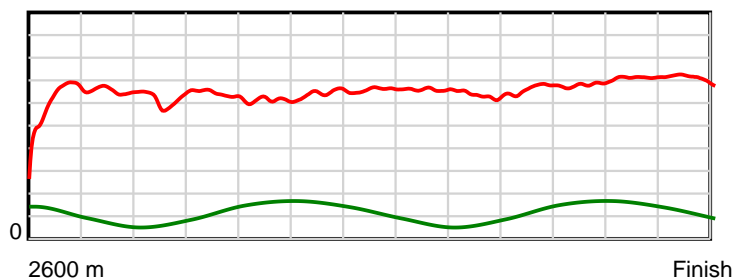
10 m Stride length



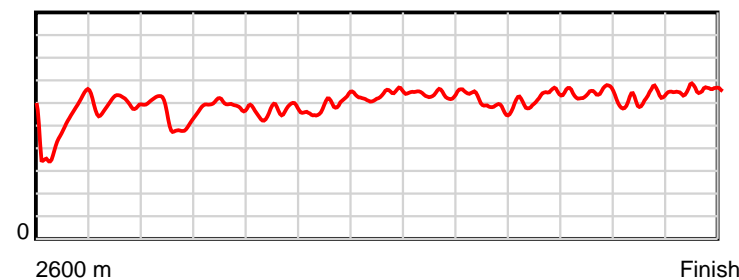
0.6 s Stride duration



20 m/sec Speed



100 % Stride efficiency



Note: Horizontal distance axis grid lines are 200m furlongs.

**Disclaimer.**

HRNZ and NZMTC and Thoroughbred Ratings Pty Ltd accepts no responsibility for the completeness or accuracy of any of the information contained herein, and makes no representations about its suitability for any particular purpose. Users should make their own judgements about those matters and/or seek independent advice. You assume all risks associated with use of the data provided on this page.



# Race Results



July 05, 2024, Race 5, FAHEY FENCE HIRE HANDICAP TROT, Distance 2600m, Addington - Survey 3200m

Result	TAB no.	Horse (Barrier)	2600 to	2400m to
7th	1	<b>Brian Beatt (1)</b>	<b>2400m</b>	<b>2200m</b>
		Position in running (margin)	-	1(0.0)
		Sectional time (s)	16.22	15.41
		Cumulative time (s)	203.48	187.26
		Speed (m/s)	12.33	12.98
		Stride length (m)	5.55	6.08
		Stride duration (s)	0.449	0.468
		Stride efficiency (%)	48.14	57.67
		Stride count	36.03	32.92

#### Disclaimer.

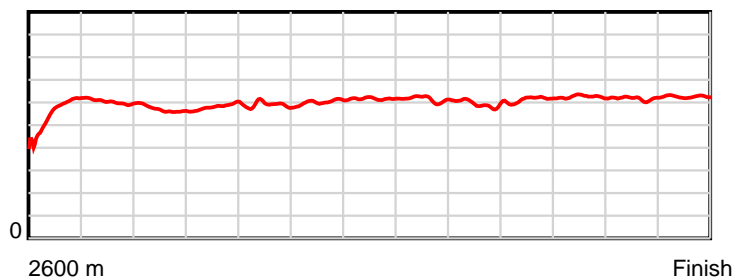
HRNZ and NZMTC and Thoroughbred Ratings Pty Ltd accepts no responsibility for the completeness or accuracy of any of the information contained herein, and makes no representations about its suitability for any particular purpose. Users should make their own judgements about those matters and/or seek independent advice. You assume all risks associated with use of the data provided on this page.

# Race Results

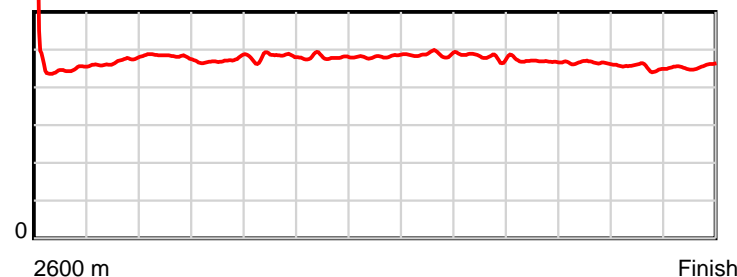
July 05, 2024, Race 5, FAHEY FENCE HIRE HANDICAP TROT, Distance 2600m, Addington - Survey 3200m

Result	TAB no.	Horse (Barrier)	2200m to	2000m to	1800m to	1600m to	1400m to	1200m to	1000m to	800m to	600m to	400m to	200m to	Total or	Margin
7th	1	Brian Beatt (1)	2000m	1800m	1600m	1400m	1200m	1000m	800m	600m	400m	200m	WP	Average	
		Position in running (margin)	1(0.0)	1(0.0)	2(1.9)	3(4.5)	3(4.2)	3(3.8)	3(4.5)	5(4.1)	5(4.0)	5(4.2)	6(4.0)		5.40
		Sectional time (s)	16.87	16.02	16.44	15.84	15.42	15.95	16.03	15.15	14.96	14.67	14.50		
		Cumulative time (s)	171.85	154.98	138.96	122.52	106.68	91.26	75.31	59.28	44.13	29.17	14.50	3:23.48	
		Speed (m/s)	11.86	12.48	12.17	12.63	12.97	12.54	12.48	13.20	13.37	13.63	13.79	12.78	
		Stride length (m)	5.73	5.89	5.86	6.06	6.25	6.11	6.01	6.20	6.21	6.18	6.29	6.02	
		Stride duration (s)	0.483	0.472	0.482	0.480	0.482	0.487	0.482	0.470	0.465	0.453	0.456	0.471	
		Stride efficiency (%)	51.25	54.20	53.67	57.40	61.04	58.35	56.49	60.12	60.34	59.67	61.75	56.72	
		Stride count	34.92	33.96	34.13	33.00	32.00	32.73	33.26	32.24	32.19	32.37	31.82	431.57	

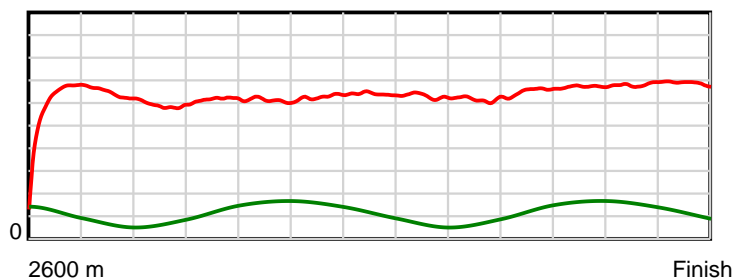
10 m Stride length



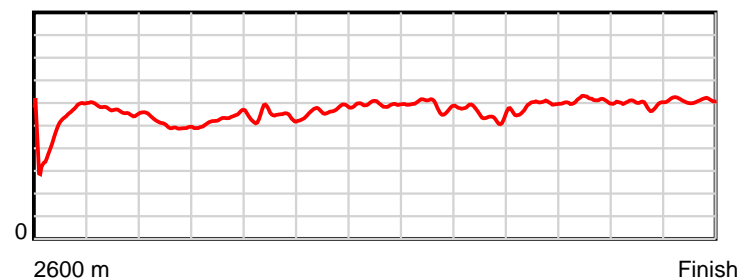
0.6 s Stride duration



20 m/sec Speed



100 % Stride efficiency



Note: Horizontal distance axis grid lines are 200m furlongs.

## Disclaimer.

HRNZ and NZMTC and Thoroughbred Ratings Pty Ltd accepts no responsibility for the completeness or accuracy of any of the information contained herein, and makes no representations about its suitability for any particular purpose. Users should make their own judgements about those matters and/or seek independent advice. You assume all risks associated with use of the data provided on this page.



# Race Results



July 05, 2024, Race 5, FAHEY FENCE HIRE HANDICAP TROT, Distance 2600m, Addington - Survey 3200m

Result	TAB no.	Horse (Barrier)	2600 to	2400m to
8th	9	<b>Bravehearthigh... (0)</b>	<b>2400m</b>	<b>2200m</b>
		Position in running (margin)	-	6(8.7)
		Sectional time (s)	17.70	16.03
		Cumulative time (s)	203.62	185.92
		Speed (m/s)	11.30	12.48
		Stride length (m)	6.37	6.27
		Stride duration (s)	0.488	0.502
		Stride efficiency (%)	63.34	61.39
		Stride count	31.41	31.91

#### Disclaimer.

HRNZ and NZMTC and Thoroughbred Ratings Pty Ltd accepts no responsibility for the completeness or accuracy of any of the information contained herein, and makes no representations about its suitability for any particular purpose. Users should make their own judgements about those matters and/or seek independent advice. You assume all risks associated with use of the data provided on this page.

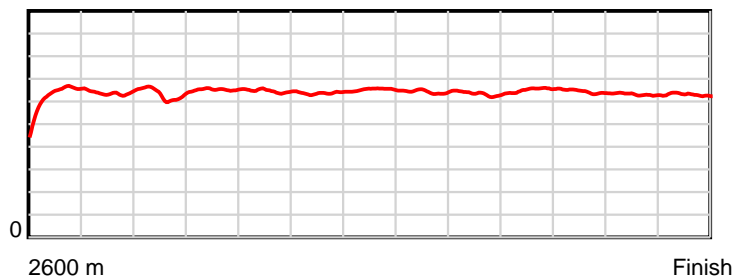


# Race Results

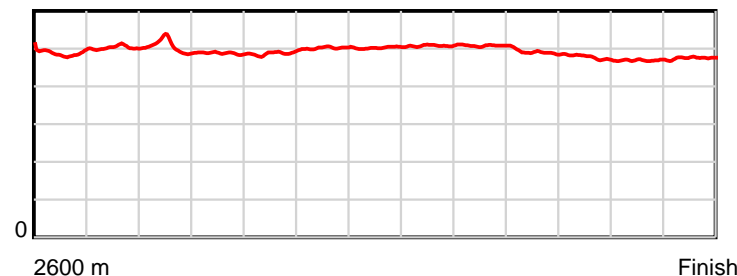
July 05, 2024, Race 5, FAHEY FENCE HIRE HANDICAP TROT, Distance 2600m, Addington - Survey 3200m

Result	TAB no.	Horse (Barrier)	2200m to	2000m to	1800m to	1600m to	1400m to	1200m to	1000m to	800m to	600m to	400m to	200m to	Total or	Margin
8th	9	<b>Bravehearthigh... (0)</b>	<b>2000m</b>	<b>1800m</b>	<b>1600m</b>	<b>1400m</b>	<b>1200m</b>	<b>1000m</b>	<b>800m</b>	<b>600m</b>	<b>400m</b>	<b>200m</b>	<b>WP</b>	<b>Average</b>	
		Position in running (margin)	6(12.4)	6(8.1)	3(3.4)	1(0.0)	1(0.0)	1(0.0)	1(0.0)	1(0.0)	1(0.0)	1(0.0)	2(1.3)		6.10
		Sectional time (s)	16.14	14.93	15.44	15.89	15.50	15.83	16.09	15.17	14.93	14.91	15.06		
		Cumulative time (s)	169.89	153.75	138.82	123.38	107.49	91.99	76.16	60.07	44.90	29.97	15.06	3:23.62	
		Speed (m/s)	12.39	13.40	12.95	12.59	12.90	12.63	12.43	13.18	13.40	13.41	13.28	12.77	
		Stride length (m)	6.27	6.54	6.32	6.32	6.48	6.42	6.31	6.46	6.38	6.29	6.33	6.36	
		Stride duration (s)	0.506	0.488	0.488	0.502	0.502	0.508	0.508	0.490	0.476	0.469	0.476	0.498	
		Stride efficiency (%)	61.35	66.74	62.43	62.36	65.69	64.40	62.28	65.20	63.59	61.81	62.53	63.28	
		Stride count	31.92	30.60	31.64	31.66	30.85	31.16	31.68	30.96	31.35	31.80	31.62	408.56	

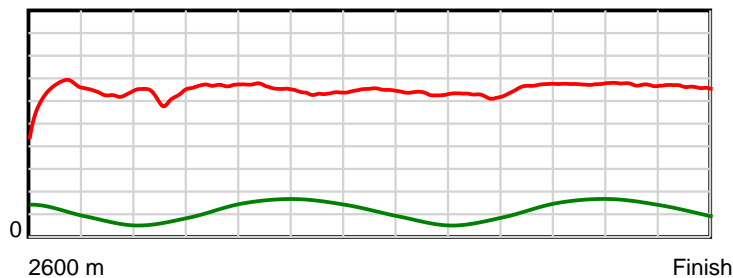
10 m Stride length



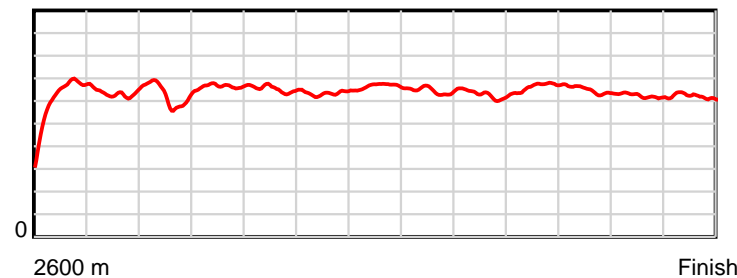
0.6 s Stride duration



20 m/sec Speed



100 % Stride efficiency



Note: Horizontal distance axis grid lines are 200m furlongs.

## Disclaimer.

HRNZ and NZMTC and Thoroughbred Ratings Pty Ltd accepts no responsibility for the completeness or accuracy of any of the information contained herein, and makes no representations about its suitability for any particular purpose. Users should make their own judgements about those matters and/or seek independent advice. You assume all risks associated with use of the data provided on this page.



# Race Results



July 05, 2024, Race 5, FAHEY FENCE HIRE HANDICAP TROT, Distance 2600m, Addington - Survey 3200m

Result	TAB no.	Horse (Barrier)	2600 to	2400m to
9th	6	<b>Quik Sharnie (6)</b>	<b>2400m</b>	<b>2200m</b>
		Position in running (margin)	-	2(3.3)
		Sectional time (s)	16.83	15.39
		Cumulative time (s)	204.16	187.33
		Speed (m/s)	11.88	13.00
		Stride length (m)	5.62	5.85
		Stride duration (s)	0.431	0.450
		Stride efficiency (%)	49.37	53.56
		Stride count	35.58	34.16

#### Disclaimer.

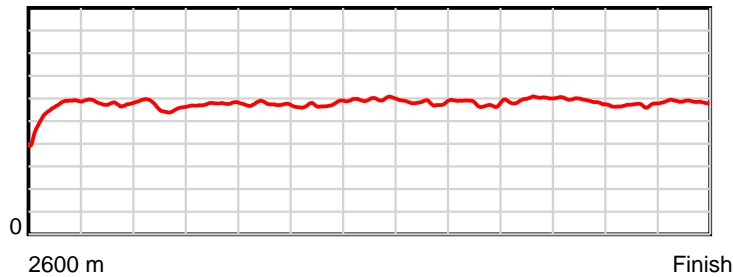
HRNZ and NZMTC and Thoroughbred Ratings Pty Ltd accepts no responsibility for the completeness or accuracy of any of the information contained herein, and makes no representations about its suitability for any particular purpose. Users should make their own judgements about those matters and/or seek independent advice. You assume all risks associated with use of the data provided on this page.

# Race Results

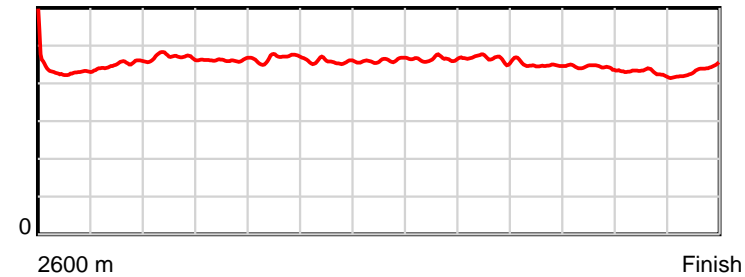
July 05, 2024, Race 5, FAHEY FENCE HIRE HANDICAP TROT, Distance 2600m, Addington - Survey 3200m

Result	TAB no.	Horse (Barrier)	2200m to	2000m to	1800m to	1600m to	1400m to	1200m to	1000m to	800m to	600m to	400m to	200m to	Total or	Margin
9th	6	<b>Quik Sharnie (6)</b>	<b>2000m</b>	<b>1800m</b>	<b>1600m</b>	<b>1400m</b>	<b>1200m</b>	<b>1000m</b>	<b>800m</b>	<b>600m</b>	<b>400m</b>	<b>200m</b>	<b>WP</b>	<b>Average</b>	
		Position in running (margin)	2(3.2)	2(1.7)	4(3.8)	4(5.8)	4(6.0)	4(5.5)	5(6.2)	7(5.9)	7(5.8)	7(6.1)	9(6.6)		9.10
		Sectional time (s)	16.60	16.08	16.34	15.92	15.41	15.94	16.03	15.15	14.97	14.79	14.71		
		Cumulative time (s)	171.94	155.34	139.26	122.92	107.00	91.59	75.65	59.62	44.47	29.50	14.71	3:24.16	
		Speed (m/s)	12.05	12.44	12.24	12.56	12.98	12.55	12.48	13.20	13.36	13.52	13.60	12.73	
		Stride length (m)	5.66	5.74	5.72	5.75	5.98	5.83	5.81	5.94	5.92	5.80	5.92	5.81	
		Stride duration (s)	0.470	0.462	0.468	0.458	0.461	0.465	0.466	0.449	0.443	0.429	0.435	0.456	
		Stride efficiency (%)	50.09	51.56	51.19	51.74	55.85	53.07	52.70	55.04	54.79	52.52	54.77	52.74	
		Stride count	35.32	34.82	34.94	34.76	33.46	34.32	34.44	33.70	33.78	34.50	33.78	447.56	

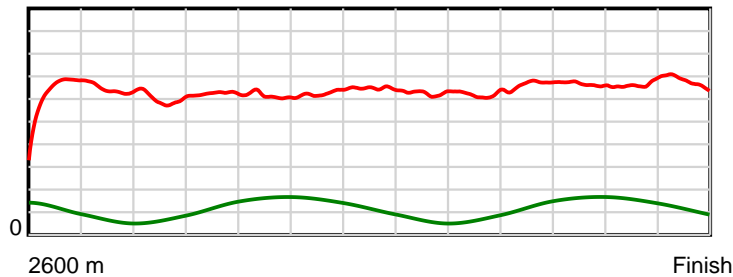
10 m Stride length



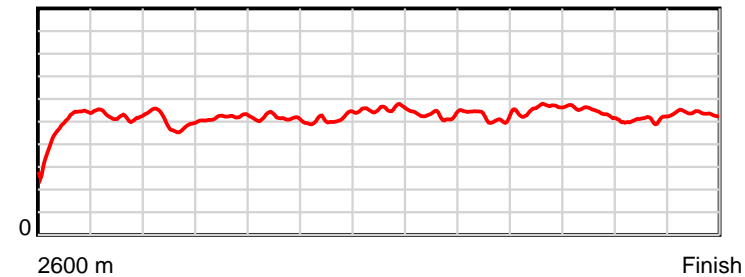
0.6 s Stride duration



20 m/sec Speed



100 % Stride efficiency



Note: Horizontal distance axis grid lines are 200m furlongs.

## Disclaimer.

HRNZ and NZMTC and Thoroughbred Ratings Pty Ltd accepts no responsibility for the completeness or accuracy of any of the information contained herein, and makes no representations about its suitability for any particular purpose. Users should make their own judgements about those matters and/or seek independent advice. You assume all risks associated with use of the data provided on this page.