



Race Results

NZ Metropolitan Trotting Club Inc, HRNZ, July 05, 2024

Compilation date: July 5, 2024, 7:58:34 PM (NZST)

Copyright © 2024 HRNZ and NZMTC. All rights reserved.

Trademarks.

StrideMASTER is a registered trademark of Thoroughbred Ratings Pty Ltd.

Disclaimer.

HRNZ and NZMTC and Thoroughbred Ratings Pty Ltd accepts no responsibility for the completeness or accuracy of any of the information contained herein, and makes no representations about its suitability for any particular purpose. Users should make their own judgements about those matters and/or seek independent advice. You assume all risks associated with use of the data provided on this page.



Race Results



July 05, 2024, Race 6, HRNZ DIRECTORS APPLICATIONS NOW OPEN MOBILE PACE, Distance 2600m, Addington - Survey 3200m

Result	TAB no.	Horse (Barrier)	2600 to	2400m to
1st	6	Justcallmemiki (6)	2400m	2200m
		Position in running (margin)	-	2(1.3)
		Sectional time (s)	13.32	14.55
		Cumulative time (s)	194.07	180.75
		Speed (m/s)	15.01	13.75
		Stride length (m)	6.52	6.18
		Stride duration (s)	0.429	0.450
		Stride efficiency (%)	66.44	59.75
		Stride count	30.67	32.34

Disclaimer.

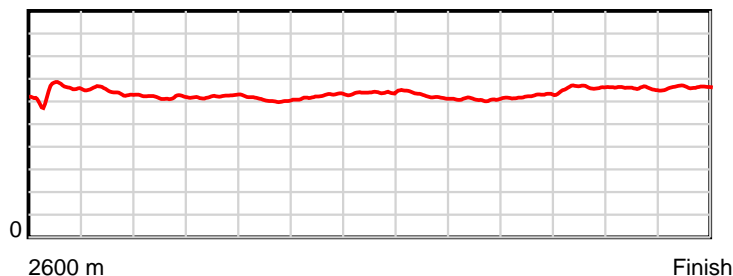
HRNZ and NZMTC and Thoroughbred Ratings Pty Ltd accepts no responsibility for the completeness or accuracy of any of the information contained herein, and makes no representations about its suitability for any particular purpose. Users should make their own judgements about those matters and/or seek independent advice. You assume all risks associated with use of the data provided on this page.

Race Results

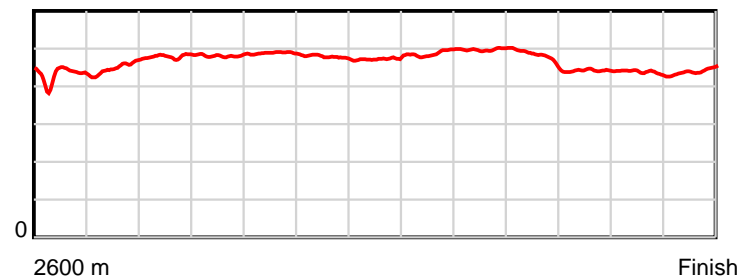
July 05, 2024, Race 6, HRNZ DIRECTORS APPLICATIONS NOW OPEN MOBILE PACE, Distance 2600m, Addington - Survey 3200m

Result	TAB no.	Horse (Barrier)	2200m to	2000m to	1800m to	1600m to	1400m to	1200m to	1000m to	800m to	600m to	400m to	200m to	Total or	Margin
1st	6	Justcallmemiki (6)	2000m	1800m	1600m	1400m	1200m	1000m	800m	600m	400m	200m	WP	Average	
		Position in running (margin)	1(0.0)	1(0.0)	1(0.0)	1(0.0)	1(0.0)	1(0.0)	1(0.0)	1(0.0)	1(0.0)	1(0.0)	1(0.0)		0.00
		Sectional time (s)	15.45	15.60	16.30	15.73	14.92	15.88	16.31	15.50	13.67	13.59	13.25		
		Cumulative time (s)	166.20	150.75	135.15	118.85	103.12	88.20	72.32	56.01	40.51	26.84	13.25	3:14.07	
		Speed (m/s)	12.94	12.82	12.27	12.71	13.40	12.59	12.26	12.90	14.63	14.72	15.09	13.40	
		Stride length (m)	6.20	6.17	5.99	6.08	6.34	6.15	6.10	6.18	6.47	6.42	6.67	6.26	
		Stride duration (s)	0.479	0.481	0.488	0.478	0.473	0.488	0.498	0.479	0.442	0.436	0.442	0.467	
		Stride efficiency (%)	60.15	59.55	56.02	57.68	62.73	59.10	58.19	59.68	65.32	64.44	69.61	61.26	
		Stride count	32.24	32.40	33.40	32.92	31.57	32.52	32.78	32.36	30.93	31.14	29.97	415.24	

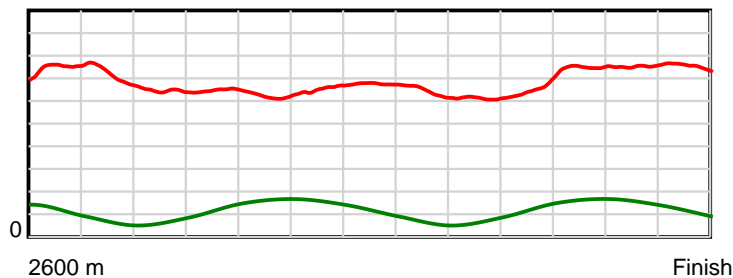
10 m Stride length



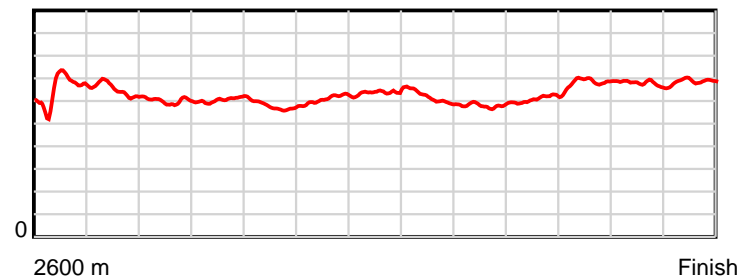
0.6 s Stride duration



20 m/sec Speed



100 % Stride efficiency



Note: Horizontal distance axis grid lines are 200m furlongs.

Disclaimer.

HRNZ and NZMTC and Thoroughbred Ratings Pty Ltd accepts no responsibility for the completeness or accuracy of any of the information contained herein, and makes no representations about its suitability for any particular purpose. Users should make their own judgements about those matters and/or seek independent advice. You assume all risks associated with use of the data provided on this page.



Race Results



July 05, 2024, Race 6, HRNZ DIRECTORS APPLICATIONS NOW OPEN MOBILE PACE, Distance 2600m, Addington - Survey 3200m

Result	TAB no.	Horse (Barrier)	2600 to	2400m to
2nd	3	Commander Joe (3)	2400m	2200m
		Position in running (margin)	-	1(0.0)
		Sectional time (s)	13.09	15.01
		Cumulative time (s)	194.68	181.59
		Speed (m/s)	15.28	13.32
		Stride length (m)	6.59	6.23
		Stride duration (s)	0.427	0.468
		Stride efficiency (%)	67.97	60.71
		Stride count	30.33	32.09

Disclaimer.

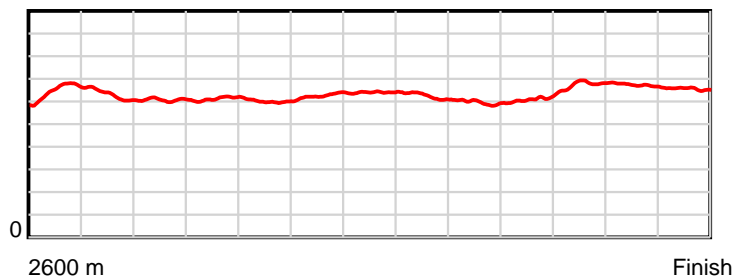
HRNZ and NZMTC and Thoroughbred Ratings Pty Ltd accepts no responsibility for the completeness or accuracy of any of the information contained herein, and makes no representations about its suitability for any particular purpose. Users should make their own judgements about those matters and/or seek independent advice. You assume all risks associated with use of the data provided on this page.

Race Results

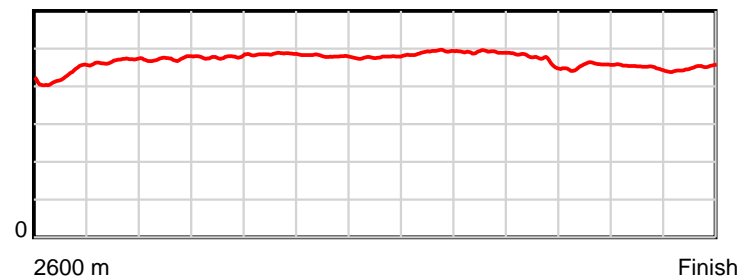
July 05, 2024, Race 6, HRNZ DIRECTORS APPLICATIONS NOW OPEN MOBILE PACE, Distance 2600m, Addington - Survey 3200m

Result	TAB no.	Horse (Barrier)	2200m to	2000m to	1800m to	1600m to	1400m to	1200m to	1000m to	800m to	600m to	400m to	200m to	Total or	Margin
2nd	3	Commander Joe (3)	2000m	1800m	1600m	1400m	1200m	1000m	800m	600m	400m	200m	WP	Average	
		Position in running (margin)	2(1.4)	2(1.9)	2(2.2)	2(2.1)	2(1.1)	2(1.2)	2(1.3)	3(2.0)	4(2.0)	4(1.7)	2(1.3)		3.30
		Sectional time (s)	15.53	15.64	16.29	15.57	14.94	15.90	16.42	15.51	13.62	13.52	13.64		
		Cumulative time (s)	166.58	151.05	135.41	119.12	103.55	88.61	72.71	56.29	40.78	27.16	13.64	3:14.68	
		Speed (m/s)	12.88	12.79	12.28	12.85	13.39	12.58	12.18	12.89	14.68	14.79	14.66	13.36	
		Stride length (m)	6.08	6.11	5.96	6.17	6.39	6.17	5.98	6.09	6.67	6.67	6.59	6.28	
		Stride duration (s)	0.473	0.478	0.486	0.481	0.477	0.491	0.491	0.472	0.455	0.451	0.449	0.470	
		Stride efficiency (%)	57.86	58.34	55.58	59.50	63.83	59.58	55.94	58.01	69.62	69.59	67.83	61.57	
		Stride count	32.87	32.73	33.54	32.41	31.29	32.39	33.43	32.83	29.96	29.97	30.36	414.20	

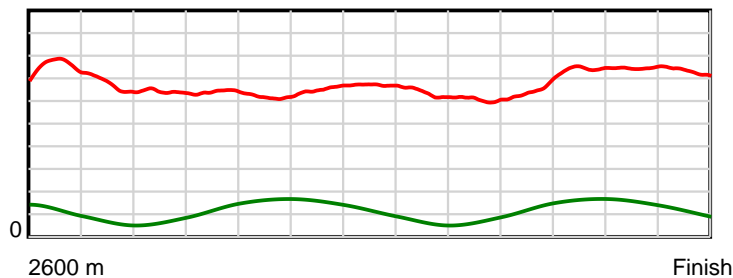
10 m Stride length



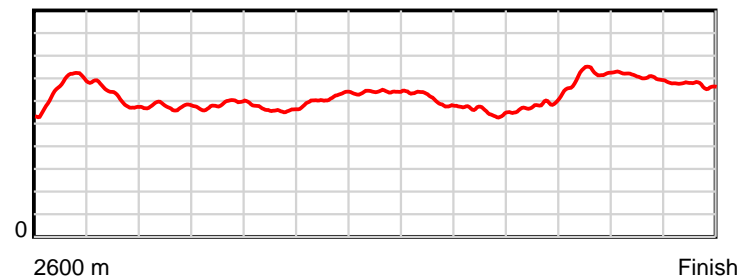
0.6 s Stride duration



20 m/sec Speed



100 % Stride efficiency



Note: Horizontal distance axis grid lines are 200m furlongs.

Disclaimer.

HRNZ and NZMTC and Thoroughbred Ratings Pty Ltd accepts no responsibility for the completeness or accuracy of any of the information contained herein, and makes no representations about its suitability for any particular purpose. Users should make their own judgements about those matters and/or seek independent advice. You assume all risks associated with use of the data provided on this page.



Race Results



July 05, 2024, Race 6, HRNZ DIRECTORS APPLICATIONS NOW OPEN MOBILE PACE, Distance 2600m, Addington - Survey 3200m

Result	TAB no.	Horse (Barrier)	2600 to	2400m to
3rd	8	Warloch (8)	2400m	2200m
		Position in running (margin)	-	8(8.0)
		Sectional time (s)	14.39	15.83
		Cumulative time (s)	194.72	180.33
		Speed (m/s)	13.90	12.63
		Stride length (m)	6.27	5.79
		Stride duration (s)	0.447	0.458
		Stride efficiency (%)	61.40	52.41
		Stride count	31.91	34.53

Disclaimer.

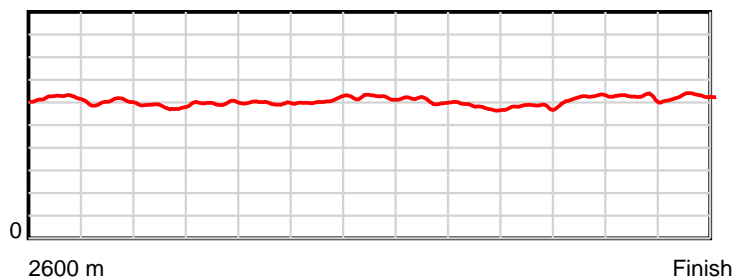
HRNZ and NZMTC and Thoroughbred Ratings Pty Ltd accepts no responsibility for the completeness or accuracy of any of the information contained herein, and makes no representations about its suitability for any particular purpose. Users should make their own judgements about those matters and/or seek independent advice. You assume all risks associated with use of the data provided on this page.

Race Results

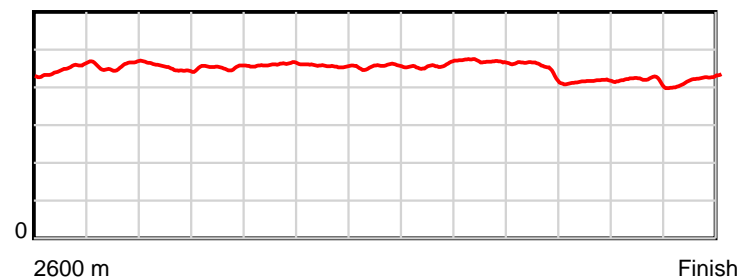
July 05, 2024, Race 6, HRNZ DIRECTORS APPLICATIONS NOW OPEN MOBILE PACE, Distance 2600m, Addington - Survey 3200m

Result	TAB no.	Horse (Barrier)	2200m to	2000m to	1800m to	1600m to	1400m to	1200m to	1000m to	800m to	600m to	400m to	200m to	Total or	Margin
3rd	8	Warloch (8)	2000m	1800m	1600m	1400m	1200m	1000m	800m	600m	400m	200m	WP	Average	
		Position in running (margin)	8(14.4)	8(14.7)	8(12.2)	7(8.7)	6(7.2)	6(6.1)	5(4.5)	5(3.8)	5(2.7)	5(1.8)	5(3.0)		3.50
		Sectional time (s)	15.51	15.18	15.72	15.48	14.74	15.60	16.20	15.32	13.52	13.78	13.45		
		Cumulative time (s)	164.50	148.99	133.81	118.09	102.61	87.87	72.27	56.07	40.75	27.23	13.45	3:14.72	
		Speed (m/s)	12.89	13.18	12.72	12.92	13.57	12.82	12.35	13.05	14.79	14.51	14.87	13.35	
		Stride length (m)	5.83	5.98	5.86	5.91	6.18	5.89	5.78	5.85	6.15	6.04	6.28	5.98	
		Stride duration (s)	0.452	0.454	0.460	0.457	0.455	0.459	0.469	0.448	0.416	0.416	0.423	0.448	
		Stride efficiency (%)	53.03	55.83	53.63	54.50	59.63	54.14	52.29	53.52	59.19	57.06	61.69	55.88	
		Stride count	34.33	33.46	34.14	33.87	32.38	33.98	34.58	34.18	32.50	33.10	31.83	434.79	

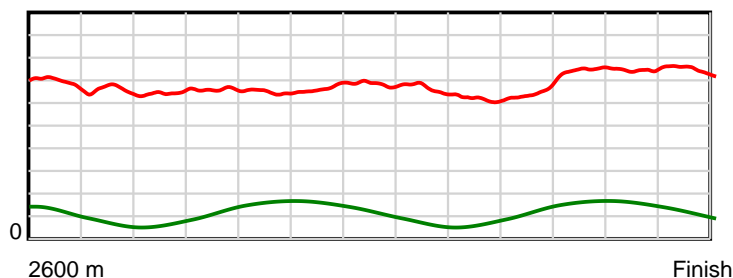
10 m Stride length



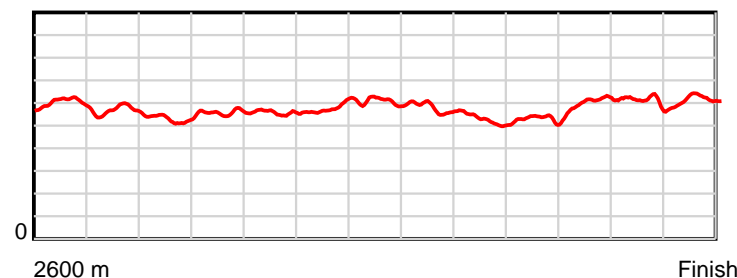
0.6 s Stride duration



20 m/sec Speed



100 % Stride efficiency



Note: Horizontal distance axis grid lines are 200m furlongs.

Disclaimer.

HRNZ and NZMTC and Thoroughbred Ratings Pty Ltd accepts no responsibility for the completeness or accuracy of any of the information contained herein, and makes no representations about its suitability for any particular purpose. Users should make their own judgements about those matters and/or seek independent advice. You assume all risks associated with use of the data provided on this page.



Race Results



July 05, 2024, Race 6, HRNZ DIRECTORS APPLICATIONS NOW OPEN MOBILE PACE, Distance 2600m, Addington - Survey 3200m

Result	TAB no.	Horse (Barrier)	2600 to	2400m to
4th	5	What A Minx (5)	2400m	2200m
		Position in running (margin)	-	6(7.1)
		Sectional time (s)	14.27	15.16
		Cumulative time (s)	194.79	180.52
		Speed (m/s)	14.01	13.19
		Stride length (m)	5.67	5.51
		Stride duration (s)	0.399	0.417
		Stride efficiency (%)	50.21	47.40
		Stride count	35.28	36.31

Disclaimer.

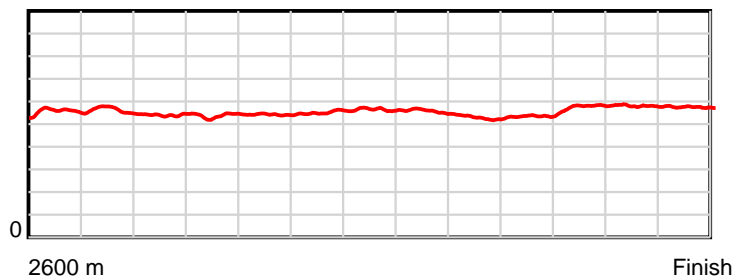
HRNZ and NZMTC and Thoroughbred Ratings Pty Ltd accepts no responsibility for the completeness or accuracy of any of the information contained herein, and makes no representations about its suitability for any particular purpose. Users should make their own judgements about those matters and/or seek independent advice. You assume all risks associated with use of the data provided on this page.

Race Results

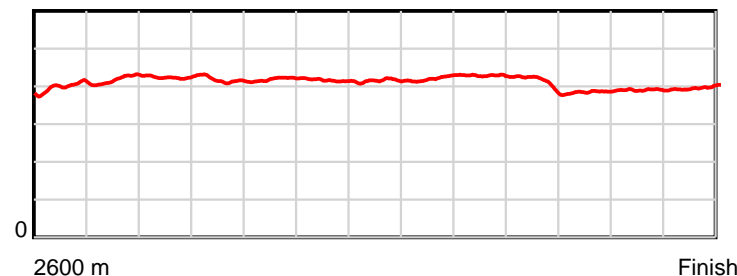
July 05, 2024, Race 6, HRNZ DIRECTORS APPLICATIONS NOW OPEN MOBILE PACE, Distance 2600m, Addington - Survey 3200m

Result	TAB no.	Horse (Barrier)	2200m to	2000m to	1800m to	1600m to	1400m to	1200m to	1000m to	800m to	600m to	400m to	200m to	Total or	Margin
4th	5	What A Minx (5)	2000m	1800m	1600m	1400m	1200m	1000m	800m	600m	400m	200m	WP	Average	
		Position in running (margin)	6(9.5)	6(10.5)	6(10.1)	5(6.9)	5(5.2)	4(3.9)	3(1.6)	2(1.8)	2(0.5)	2(0.1)	3(1.4)		3.90
		Sectional time (s)	15.63	15.52	15.78	15.44	14.71	15.49	16.35	15.29	13.59	13.81	13.75		
		Cumulative time (s)	165.36	149.73	134.21	118.43	102.99	88.28	72.79	56.44	41.15	27.56	13.75	3:14.79	
		Speed (m/s)	12.80	12.89	12.67	12.95	13.60	12.91	12.23	13.08	14.72	14.48	14.55	13.35	
		Stride length (m)	5.42	5.39	5.30	5.39	5.64	5.44	5.24	5.38	5.67	5.65	5.77	5.49	
		Stride duration (s)	0.424	0.418	0.419	0.416	0.415	0.421	0.428	0.411	0.385	0.390	0.396	0.412	
		Stride efficiency (%)	45.98	45.39	43.96	45.45	49.73	46.21	42.87	45.19	50.24	49.88	51.97	47.15	
		Stride count	36.87	37.11	37.71	37.08	35.45	36.78	38.19	37.19	35.27	35.40	34.68	473.32	

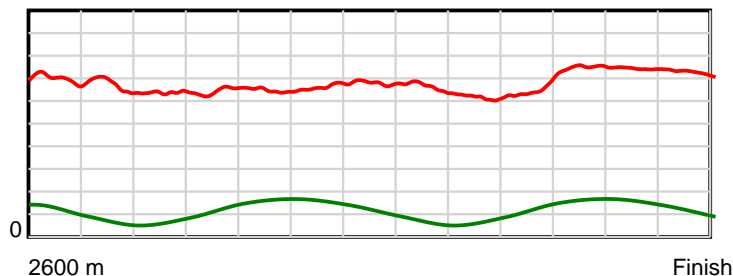
10 m Stride length



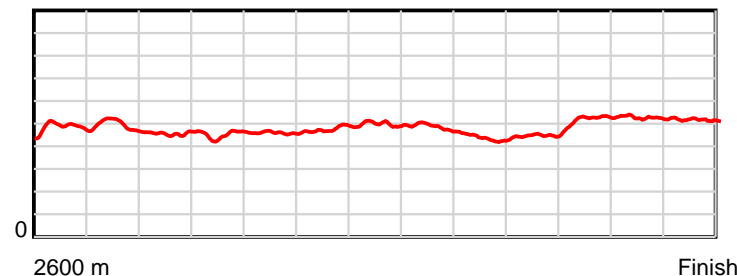
0.6 s Stride duration



20 m/sec Speed



100 % Stride efficiency



Note: Horizontal distance axis grid lines are 200m furlongs.

Disclaimer.

HRNZ and NZMTC and Thoroughbred Ratings Pty Ltd accepts no responsibility for the completeness or accuracy of any of the information contained herein, and makes no representations about its suitability for any particular purpose. Users should make their own judgements about those matters and/or seek independent advice. You assume all risks associated with use of the data provided on this page.



Race Results



July 05, 2024, Race 6, HRNZ DIRECTORS APPLICATIONS NOW OPEN MOBILE PACE, Distance 2600m, Addington - Survey 3200m

Result	TAB no.	Horse (Barrier)	2600 to	2400m to
5th	1	Watching Brief (1)	2400m	2200m
		Position in running (margin)	-	3(1.7)
		Sectional time (s)	13.22	15.04
		Cumulative time (s)	194.81	181.59
		Speed (m/s)	15.13	13.30
		Stride length (m)	6.32	5.96
		Stride duration (s)	0.416	0.448
		Stride efficiency (%)	62.37	55.53
		Stride count	31.66	33.55

Disclaimer.

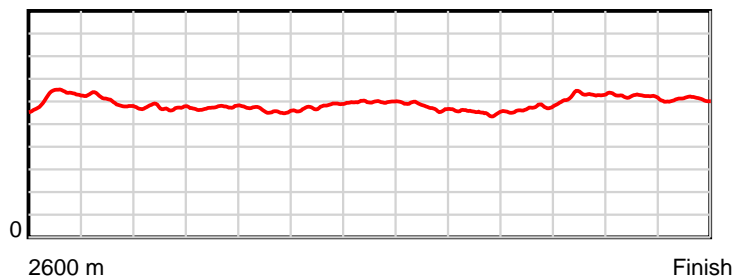
HRNZ and NZMTC and Thoroughbred Ratings Pty Ltd accepts no responsibility for the completeness or accuracy of any of the information contained herein, and makes no representations about its suitability for any particular purpose. Users should make their own judgements about those matters and/or seek independent advice. You assume all risks associated with use of the data provided on this page.

Race Results

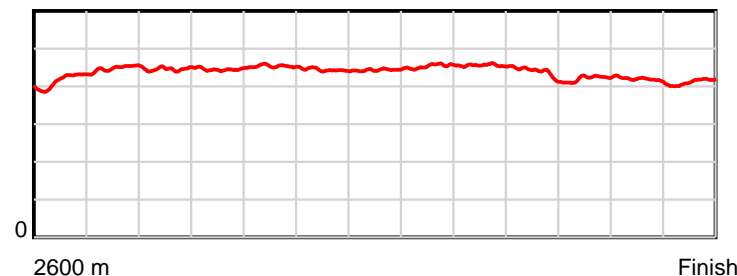
July 05, 2024, Race 6, HRNZ DIRECTORS APPLICATIONS NOW OPEN MOBILE PACE, Distance 2600m, Addington - Survey 3200m

Result	TAB no.	Horse (Barrier)	2200m to	2000m to	1800m to	1600m to	1400m to	1200m to	1000m to	800m to	600m to	400m to	200m to	Total or	Margin
5th	1	Watching Brief (1)	2000m	1800m	1600m	1400m	1200m	1000m	800m	600m	400m	200m	WP	Average	
		Position in running (margin)	3(3.4)	3(3.6)	3(4.2)	3(3.6)	3(3.0)	3(3.1)	4(3.6)	4(3.7)	7(3.9)	6(3.0)	4(2.9)		4.00
		Sectional time (s)	15.49	15.70	16.21	15.64	14.92	15.96	16.34	15.53	13.51	13.58	13.67		
		Cumulative time (s)	166.55	151.06	135.36	119.15	103.51	88.59	72.63	56.29	40.76	27.25	13.67	3:14.81	
		Speed (m/s)	12.91	12.74	12.34	12.79	13.40	12.53	12.24	12.88	14.80	14.73	14.63	13.35	
		Stride length (m)	5.75	5.67	5.60	5.68	5.94	5.68	5.57	5.64	6.23	6.17	6.02	5.85	
		Stride duration (s)	0.445	0.445	0.453	0.444	0.443	0.454	0.455	0.438	0.421	0.419	0.412	0.439	
		Stride efficiency (%)	51.63	50.23	48.93	50.36	55.15	50.46	48.57	49.75	60.62	59.41	56.68	53.54	
		Stride count	34.79	35.27	35.74	35.23	33.67	35.20	35.87	35.44	32.11	32.44	33.21	444.18	

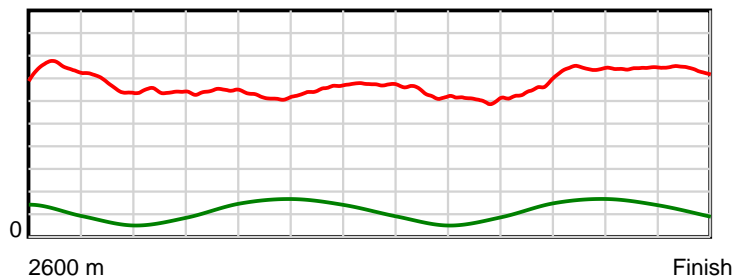
10 m Stride length



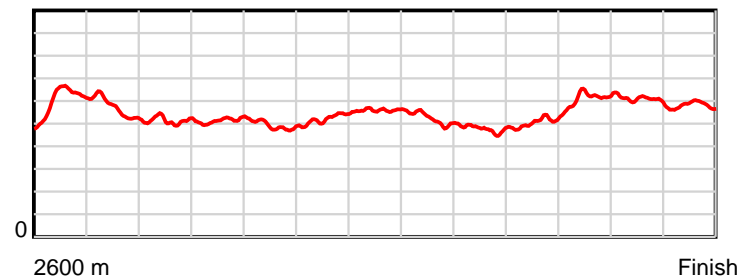
0.6 s Stride duration



20 m/sec Speed



100 % Stride efficiency



Note: Horizontal distance axis grid lines are 200m furlongs.

Disclaimer.

HRNZ and NZMTC and Thoroughbred Ratings Pty Ltd accepts no responsibility for the completeness or accuracy of any of the information contained herein, and makes no representations about its suitability for any particular purpose. Users should make their own judgements about those matters and/or seek independent advice. You assume all risks associated with use of the data provided on this page.



Race Results



July 05, 2024, Race 6, HRNZ DIRECTORS APPLICATIONS NOW OPEN MOBILE PACE, Distance 2600m, Addington - Survey 3200m

Result	TAB no.	Horse (Barrier)	2600 to	2400m to
6th	7	Maren Franco (7)	2400m	2200m
		Position in running (margin)	-	7(7.8)
		Sectional time (s)	14.28	15.44
		Cumulative time (s)	195.49	181.21
		Speed (m/s)	14.00	12.95
		Stride length (m)	6.45	6.10
		Stride duration (s)	0.460	0.471
		Stride efficiency (%)	65.01	58.06
		Stride count	31.01	32.81

Disclaimer.

HRNZ and NZMTC and Thoroughbred Ratings Pty Ltd accepts no responsibility for the completeness or accuracy of any of the information contained herein, and makes no representations about its suitability for any particular purpose. Users should make their own judgements about those matters and/or seek independent advice. You assume all risks associated with use of the data provided on this page.

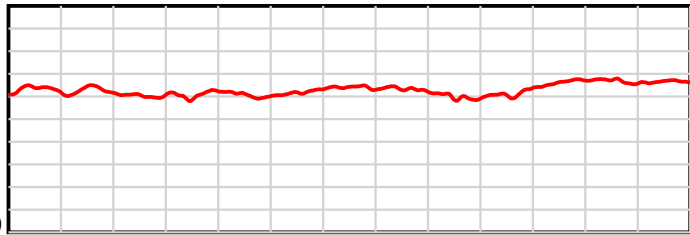
Race Results

July 05, 2024, Race 6, HRNZ DIRECTORS APPLICATIONS NOW OPEN MOBILE PACE, Distance 2600m, Addington - Survey 3200m

Result	TAB no.	Horse (Barrier)	2200m to	2000m to	1800m to	1600m to	1400m to	1200m to	1000m to	800m to	600m to	400m to	200m to	Total or	Margin
6th	7	Maren Franco (7)	2000m	1800m	1600m	1400m	1200m	1000m	800m	600m	400m	200m	WP	Average	
		Position in running (margin)	7(11.8)	7(12.4)	7(11.2)	8(9.9)	8(8.9)	9(9.2)	9(7.4)	9(7.6)	6(3.8)	8(4.7)	8(6.4)		7.70
		Sectional time (s)	15.54	15.40	16.09	15.56	14.96	15.59	16.35	14.86	13.82	13.87	13.73		
		Cumulative time (s)	165.77	150.23	134.83	118.74	103.18	88.22	72.63	56.28	41.42	27.60	13.73	3:15.49	
		Speed (m/s)	12.87	12.99	12.43	12.85	13.37	12.83	12.23	13.46	14.47	14.42	14.57	13.30	
		Stride length (m)	6.11	6.12	6.01	6.12	6.44	6.19	5.96	6.21	6.46	6.48	6.63	6.25	
		Stride duration (s)	0.474	0.471	0.484	0.476	0.482	0.483	0.488	0.462	0.446	0.449	0.456	0.470	
		Stride efficiency (%)	58.28	58.47	56.45	58.51	64.77	59.96	55.55	60.31	65.19	65.65	68.76	60.95	
		Stride count	32.75	32.70	33.28	32.69	31.06	32.29	33.54	32.19	30.97	30.86	30.15	416.30	

10 m

Stride length

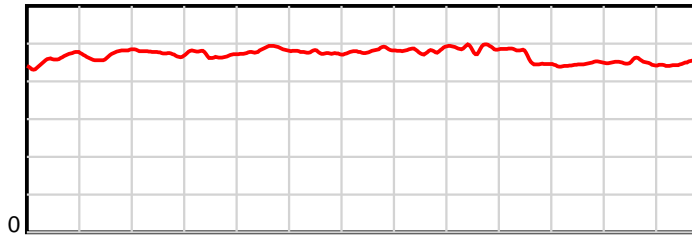


2600 m

Finish

0.6 s

Stride duration

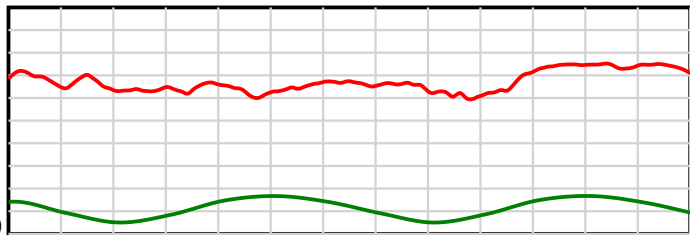


2600 m

Finish

20 m/sec

Speed

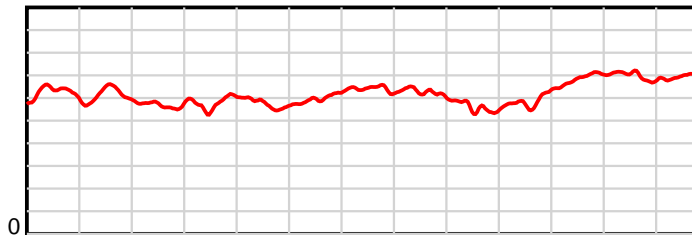


2600 m

Finish

100 %

Stride efficiency



2600 m

Finish

Note: Horizontal distance axis grid lines are 200m furlongs.

Disclaimer.

HRNZ and NZMTC and Thoroughbred Ratings Pty Ltd accepts no responsibility for the completeness or accuracy of any of the information contained herein, and makes no representations about its suitability for any particular purpose. Users should make their own judgements about those matters and/or seek independent advice. You assume all risks associated with use of the data provided on this page.



Race Results



July 05, 2024, Race 6, HRNZ DIRECTORS APPLICATIONS NOW OPEN MOBILE PACE, Distance 2600m, Addington - Survey 3200m

Result	TAB no.	Horse (Barrier)	2600 to	2400m to
7th	4	Major Hipster (4)	2400m	2200m
		Position in running (margin)	-	5(5.5)
		Sectional time (s)	14.02	15.16
		Cumulative time (s)	195.51	181.49
		Speed (m/s)	14.26	13.19
		Stride length (m)	6.69	6.30
		Stride duration (s)	0.460	0.478
		Stride efficiency (%)	69.85	62.10
		Stride count	29.91	31.73

Disclaimer.

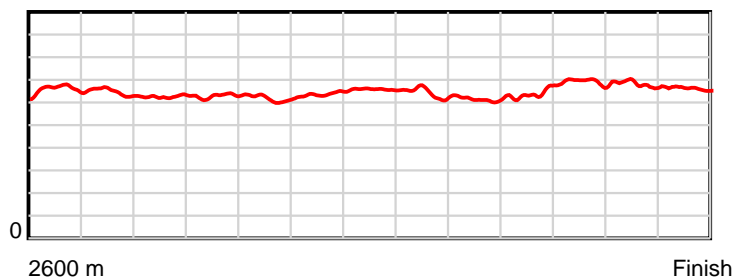
HRNZ and NZMTC and Thoroughbred Ratings Pty Ltd accepts no responsibility for the completeness or accuracy of any of the information contained herein, and makes no representations about its suitability for any particular purpose. Users should make their own judgements about those matters and/or seek independent advice. You assume all risks associated with use of the data provided on this page.

Race Results

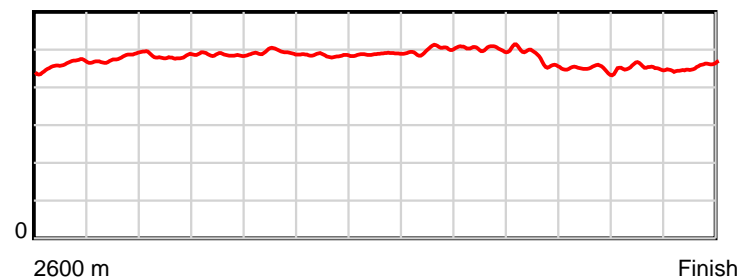
July 05, 2024, Race 6, HRNZ DIRECTORS APPLICATIONS NOW OPEN MOBILE PACE, Distance 2600m, Addington - Survey 3200m

Result	TAB no.	Horse (Barrier)	2200m to	2000m to	1800m to	1600m to	1400m to	1200m to	1000m to	800m to	600m to	400m to	200m to	Total or	Margin
7th	4	Major Hipster (4)	2000m	1800m	1600m	1400m	1200m	1000m	800m	600m	400m	200m	WP	Average	
		Position in running (margin)	5(7.8)	5(8.1)	5(8.3)	6(8.1)	7(7.3)	7(7.3)	8(7.3)	8(7.3)	8(4.7)	7(3.4)	7(5.2)		7.80
		Sectional time (s)	15.50	15.63	16.26	15.61	14.92	15.88	16.31	15.07	13.44	13.90	13.81		
		Cumulative time (s)	166.33	150.83	135.20	118.94	103.33	88.41	72.53	56.22	41.15	27.71	13.81	3:15.51	
		Speed (m/s)	12.90	12.80	12.30	12.81	13.40	12.59	12.26	13.27	14.88	14.39	14.48	13.30	
		Stride length (m)	6.22	6.23	6.07	6.21	6.55	6.30	6.16	6.36	6.69	6.50	6.60	6.37	
		Stride duration (s)	0.482	0.487	0.493	0.485	0.489	0.500	0.503	0.479	0.449	0.452	0.456	0.479	
		Stride efficiency (%)	60.52	60.63	57.51	60.32	67.01	61.96	59.34	63.23	69.84	66.07	67.98	63.38	
		Stride count	32.14	32.11	32.97	32.19	30.54	31.76	32.46	31.44	29.92	30.76	30.32	408.25	

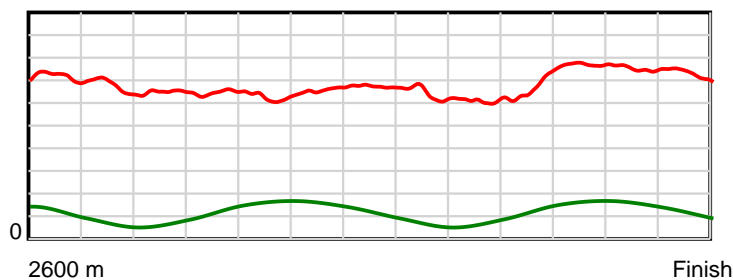
10 m Stride length



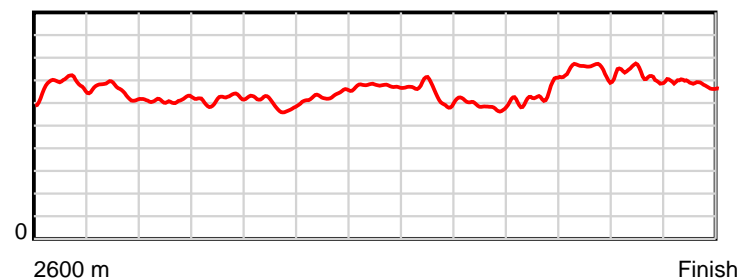
0.6 s Stride duration



20 m/sec Speed



100 % Stride efficiency



Note: Horizontal distance axis grid lines are 200m furlongs.

Disclaimer.

HRNZ and NZMTC and Thoroughbred Ratings Pty Ltd accepts no responsibility for the completeness or accuracy of any of the information contained herein, and makes no representations about its suitability for any particular purpose. Users should make their own judgements about those matters and/or seek independent advice. You assume all risks associated with use of the data provided on this page.



Race Results



July 05, 2024, Race 6, HRNZ DIRECTORS APPLICATIONS NOW OPEN MOBILE PACE, Distance 2600m, Addington - Survey 3200m

Result	TAB no.	Horse (Barrier)	2600 to	2400m to
8th	9	Defy Me (9)	2400m	2200m
		Position in running (margin)	-	9(8.8)
		Sectional time (s)	14.50	15.98
		Cumulative time (s)	195.57	181.07
		Speed (m/s)	13.79	12.52
		Stride length (m)	6.70	6.12
		Stride duration (s)	0.481	0.489
		Stride efficiency (%)	70.06	58.51
		Stride count	29.87	32.68

Disclaimer.

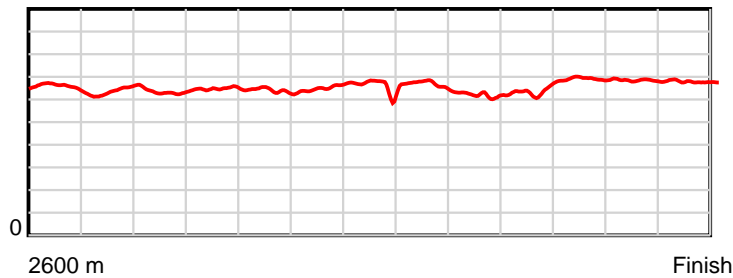
HRNZ and NZMTC and Thoroughbred Ratings Pty Ltd accepts no responsibility for the completeness or accuracy of any of the information contained herein, and makes no representations about its suitability for any particular purpose. Users should make their own judgements about those matters and/or seek independent advice. You assume all risks associated with use of the data provided on this page.

Race Results

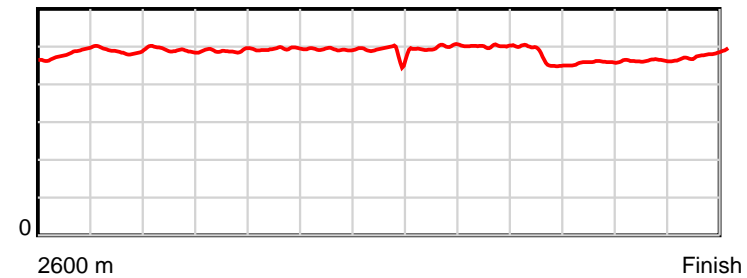
July 05, 2024, Race 6, HRNZ DIRECTORS APPLICATIONS NOW OPEN MOBILE PACE, Distance 2600m, Addington - Survey 3200m

Result	TAB no.	Horse (Barrier)	2200m to	2000m to	1800m to	1600m to	1400m to	1200m to	1000m to	800m to	600m to	400m to	200m to	Total or	Margin
8th	9	Defy Me (9)	2000m	1800m	1600m	1400m	1200m	1000m	800m	600m	400m	200m	WP	Average	
		Position in running (margin)	9(16.1)	9(16.8)	9(14.0)	9(11.5)	9(8.9)	8(7.9)	7(5.7)	7(6.0)	3(0.8)	3(1.3)	6(3.3)		8.10
		Sectional time (s)	15.57	15.12	15.88	15.31	14.74	15.52	16.36	14.64	13.75	13.93	14.27		
		Cumulative time (s)	165.09	149.52	134.40	118.52	103.21	88.47	72.95	56.59	41.95	28.20	14.27	3:15.57	
		Speed (m/s)	12.85	13.23	12.59	13.06	13.57	12.89	12.22	13.66	14.55	14.36	14.02	13.29	
		Stride length (m)	6.31	6.48	6.21	6.44	6.59	6.42	6.12	6.43	6.69	6.63	6.73	6.45	
		Stride duration (s)	0.491	0.490	0.494	0.493	0.486	0.499	0.501	0.470	0.460	0.462	0.481	0.485	
		Stride efficiency (%)	62.13	65.61	60.34	64.83	67.90	64.50	58.60	64.59	69.89	68.74	70.85	64.92	
		Stride count	31.72	30.87	32.18	31.05	30.34	31.13	32.66	31.11	29.90	30.16	29.70	403.37	

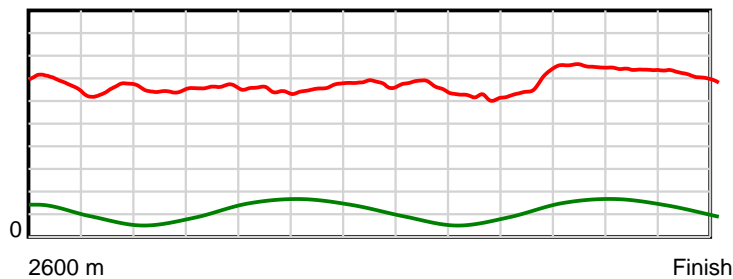
10 m Stride length



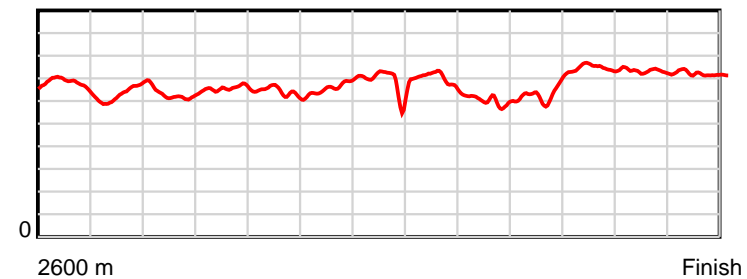
0.6 s Stride duration



20 m/sec Speed



100 % Stride efficiency



Note: Horizontal distance axis grid lines are 200m furlongs.

Disclaimer.

HRNZ and NZMTC and Thoroughbred Ratings Pty Ltd accepts no responsibility for the completeness or accuracy of any of the information contained herein, and makes no representations about its suitability for any particular purpose. Users should make their own judgements about those matters and/or seek independent advice. You assume all risks associated with use of the data provided on this page.



Race Results



July 05, 2024, Race 6, HRNZ DIRECTORS APPLICATIONS NOW OPEN MOBILE PACE, Distance 2600m, Addington - Survey 3200m

Result	TAB no.	Horse (Barrier)	2600 to	2400m to
9th	2	Knockshanbally (2)	2400m	2200m
		Position in running (margin)	-	4(3.7)
		Sectional time (s)	13.49	14.96
		Cumulative time (s)	195.81	182.32
		Speed (m/s)	14.82	13.37
		Stride length (m)	6.56	6.42
		Stride duration (s)	0.444	0.480
		Stride efficiency (%)	67.31	64.36
		Stride count	30.47	31.16

Disclaimer.

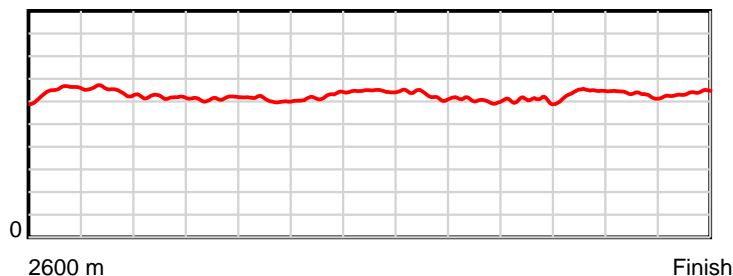
HRNZ and NZMTC and Thoroughbred Ratings Pty Ltd accepts no responsibility for the completeness or accuracy of any of the information contained herein, and makes no representations about its suitability for any particular purpose. Users should make their own judgements about those matters and/or seek independent advice. You assume all risks associated with use of the data provided on this page.

Race Results

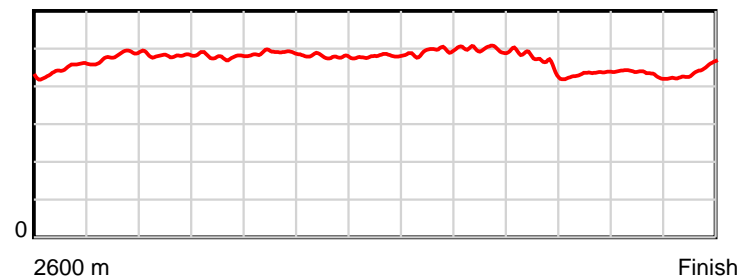
July 05, 2024, Race 6, HRNZ DIRECTORS APPLICATIONS NOW OPEN MOBILE PACE, Distance 2600m, Addington - Survey 3200m

Result	TAB no.	Horse (Barrier)	2200m to	2000m to	1800m to	1600m to	1400m to	1200m to	1000m to	800m to	600m to	400m to	200m to	Total or	Margin
9th	2	Knockshanbally (2)	2000m	1800m	1600m	1400m	1200m	1000m	800m	600m	400m	200m	WP	Average	
		Position in running (margin)	4(4.8)	4(5.8)	4(6.4)	4(5.5)	4(4.8)	5(4.8)	6(4.8)	6(5.6)	9(5.8)	9(5.0)	9(6.8)		9.40
		Sectional time (s)	15.62	15.68	16.16	15.62	14.92	15.88	16.45	15.53	13.53	13.89	14.08		
		Cumulative time (s)	167.36	151.74	136.06	119.90	104.28	89.36	73.48	57.03	41.50	27.97	14.08	3:15.81	
		Speed (m/s)	12.80	12.76	12.38	12.80	13.40	12.59	12.16	12.88	14.78	14.40	14.20	13.28	
		Stride length (m)	6.17	6.12	6.06	6.14	6.43	6.21	6.06	6.05	6.40	6.25	6.27	6.24	
		Stride duration (s)	0.482	0.480	0.489	0.479	0.480	0.493	0.499	0.470	0.433	0.434	0.442	0.470	
		Stride efficiency (%)	59.53	58.44	57.32	58.85	64.67	60.34	57.45	57.18	63.98	60.99	61.47	60.80	
		Stride count	32.40	32.70	33.02	32.59	31.09	32.19	32.98	33.06	31.26	32.01	31.89	416.82	

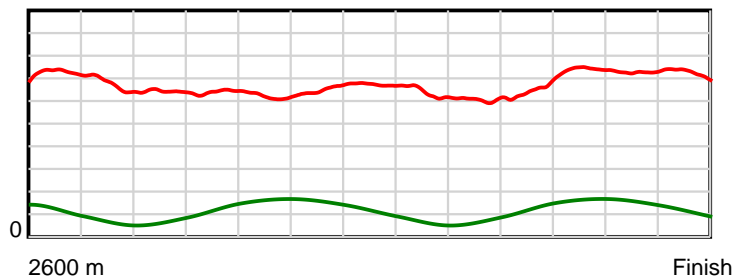
10 m Stride length



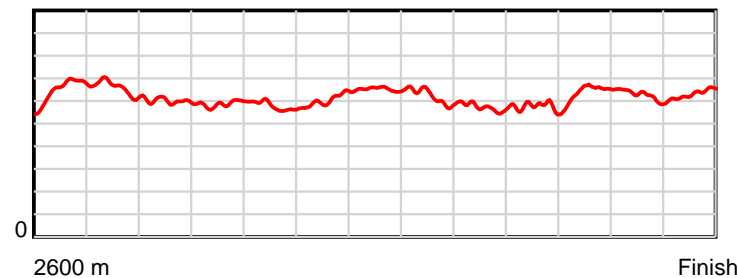
0.6 s Stride duration



20 m/sec Speed



100 % Stride efficiency



Note: Horizontal distance axis grid lines are 200m furlongs.

Disclaimer.

HRNZ and NZMTC and Thoroughbred Ratings Pty Ltd accepts no responsibility for the completeness or accuracy of any of the information contained herein, and makes no representations about its suitability for any particular purpose. Users should make their own judgements about those matters and/or seek independent advice. You assume all risks associated with use of the data provided on this page.