



## Race Results

NZ Metropolitan Trotting Club Inc, HRNZ, July 05, 2024

Compilation date: July 12, 2024, 10:06:37 AM (NZST)

Copyright © 2024 HRNZ and NZMTC. All rights reserved.

### Trademarks.

StrideMASTER is a registered trademark of Thoroughbred Ratings Pty Ltd.

### Disclaimer.

HRNZ and NZMTC and Thoroughbred Ratings Pty Ltd accepts no responsibility for the completeness or accuracy of any of the information contained herein, and makes no representations about its suitability for any particular purpose. Users should make their own judgements about those matters and/or seek independent advice. You assume all risks associated with use of the data provided on this page.



# Race Results



July 05, 2024, Race 8, GRAPHITE DEVELOPMENTS PACE, Distance 2600m, Addington - Survey 3200m

Result	TAB no.	Horse (Barrier)	2600 to	2400m to
1st	8	<b>Black Billie G... (8)</b>	<b>2400m</b>	<b>2200m</b>
		Position in running (margin)	-	9(10.0)
		Sectional time (s)	17.23	15.46
		Cumulative time (s)	196.66	179.43
		Speed (m/s)	11.61	12.94
		Stride length (m)	0.00	0.00
		Stride duration (s)	0.000	0.000
		Stride efficiency (%)	0.00	0.00
		Stride count	0.00	0.00

#### Disclaimer.

HRNZ and NZMTC and Thoroughbred Ratings Pty Ltd accepts no responsibility for the completeness or accuracy of any of the information contained herein, and makes no representations about its suitability for any particular purpose. Users should make their own judgements about those matters and/or seek independent advice. You assume all risks associated with use of the data provided on this page.




# Race Results

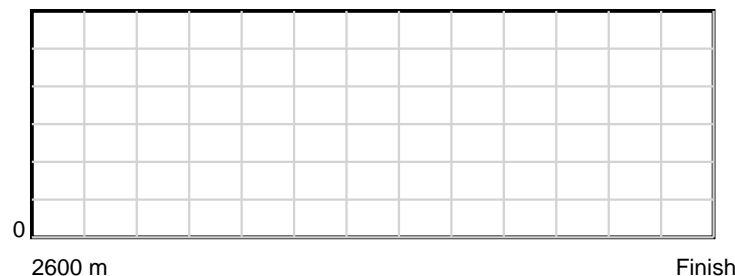
July 05, 2024, Race 8, GRAPHITE DEVELOPMENTS PACE, Distance 2600m, Addington - Survey 3200m

Result	TAB no.	Horse (Barrier)	2200m to	2000m to	1800m to	1600m to	1400m to	1200m to	1000m to	800m to	600m to	400m to	200m to	Total or	Margin
1st	8	<b>Black Billie G... (8)</b>	<b>2000m</b>	<b>1800m</b>	<b>1600m</b>	<b>1400m</b>	<b>1200m</b>	<b>1000m</b>	<b>800m</b>	<b>600m</b>	<b>400m</b>	<b>200m</b>	<b>WP</b>	<b>Average</b>	
		Position in running (margin)	9(14.3)	9(10.0)	8(12.8)	8(10.6)	9(11.3)	9(12.1)	9(10.5)	9(12.0)	6(4.8)	3(0.7)	1(0.0)		0.00
		Sectional time (s)	15.08	14.94	15.45	15.87	15.20	15.18	15.81	13.80	13.98	14.49	14.17		
		Cumulative time (s)	163.97	148.89	133.95	118.50	102.63	87.43	72.25	56.44	42.64	28.66	14.17	3:16.66	
		Speed (m/s)	13.26	13.39	12.94	12.60	13.16	13.18	12.65	14.49	14.31	13.80	14.11	13.22	
		Stride length (m)	0.00	0.00	0.00	0.00	0.00	0.00	0.00	0.00	0.00	0.00	0.00	nan	
		Stride duration (s)	0.000	0.000	0.000	0.000	0.000	0.000	0.000	0.000	0.000	0.000	0.000	nan	
		Stride efficiency (%)	0.00	0.00	0.00	0.00	0.00	0.00	0.00	0.00	0.00	0.00	0.00	nan	
		Stride count	0.00	0.00	0.00	0.00	0.00	0.00	0.00	0.00	0.00	0.00	0.00	0.00	


10 m Stride length




0.6 s Stride duration



20 m/sec Speed



100 % Stride efficiency



Note: Horizontal distance axis grid lines are 200m furlongs.

**Disclaimer.**

HRNZ and NZMTC and Thoroughbred Ratings Pty Ltd accepts no responsibility for the completeness or accuracy of any of the information contained herein, and makes no representations about its suitability for any particular purpose. Users should make their own judgements about those matters and/or seek independent advice. You assume all risks associated with use of the data provided on this page.



# Race Results



July 05, 2024, Race 8, GRAPHITE DEVELOPMENTS PACE, Distance 2600m, Addington - Survey 3200m

Result	TAB no.	Horse (Barrier)	2600 to	2400m to
2nd	5	<b>Bad Habits (5)</b>	<b>2400m</b>	<b>2200m</b>
		Position in running (margin)	-	2(0.6)
		Sectional time (s)	15.66	14.97
		Cumulative time (s)	196.73	181.07
		Speed (m/s)	12.77	13.36
		Stride length (m)	5.77	6.21
		Stride duration (s)	0.438	0.465
		Stride efficiency (%)	52.04	60.32
		Stride count	34.66	32.19

#### Disclaimer.

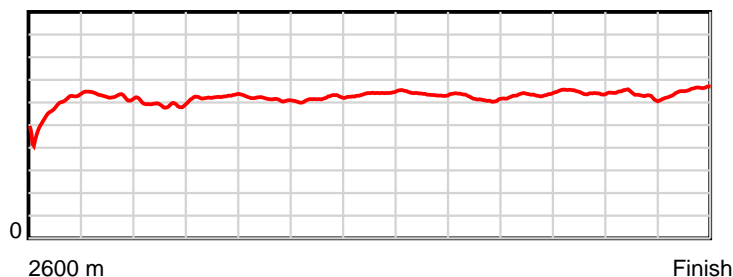
HRNZ and NZMTC and Thoroughbred Ratings Pty Ltd accepts no responsibility for the completeness or accuracy of any of the information contained herein, and makes no representations about its suitability for any particular purpose. Users should make their own judgements about those matters and/or seek independent advice. You assume all risks associated with use of the data provided on this page.

# Race Results

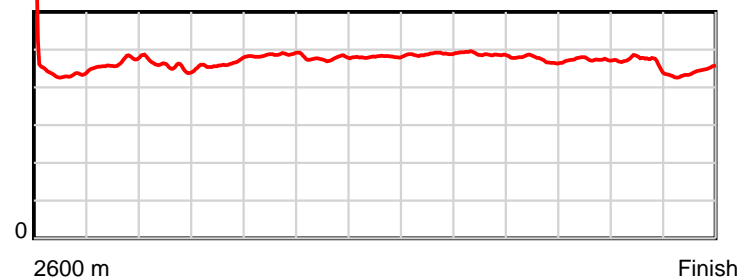
July 05, 2024, Race 8, GRAPHITE DEVELOPMENTS PACE, Distance 2600m, Addington - Survey 3200m

Result	TAB no.	Horse (Barrier)	2200m to	2000m to	1800m to	1600m to	1400m to	1200m to	1000m to	800m to	600m to	400m to	200m to	Total or	Margin
2nd	5	<b>Bad Habits (5)</b>	<b>2000m</b>	<b>1800m</b>	<b>1600m</b>	<b>1400m</b>	<b>1200m</b>	<b>1000m</b>	<b>800m</b>	<b>600m</b>	<b>400m</b>	<b>200m</b>	<b>WP</b>	<b>Average</b>	
		Position in running (margin)	2(1.9)	1(0.0)	2(1.9)	2(1.9)	2(1.9)	2(1.9)	2(1.7)	2(2.2)	2(1.9)	4(2.3)	6(4.0)		0.50
		Sectional time (s)	15.48	14.79	15.81	15.75	15.06	15.42	15.64	14.96	14.72	14.90	13.57		
		Cumulative time (s)	166.10	150.62	135.83	120.02	104.27	89.21	73.79	58.15	43.19	28.47	13.57	3:16.73	
		Speed (m/s)	12.92	13.52	12.65	12.70	13.28	12.97	12.79	13.37	13.59	13.42	14.74	13.22	
		Stride length (m)	5.92	6.24	6.15	6.06	6.38	6.33	6.24	6.34	6.44	6.28	6.50	6.21	
		Stride duration (s)	0.458	0.462	0.486	0.477	0.481	0.488	0.488	0.474	0.474	0.468	0.441	0.470	
		Stride efficiency (%)	54.68	60.94	59.15	57.43	63.64	62.65	60.91	62.81	64.74	61.73	66.01	60.35	
		Stride count	33.81	32.03	32.51	32.99	31.34	31.59	32.03	31.55	31.07	31.82	30.77	418.36	

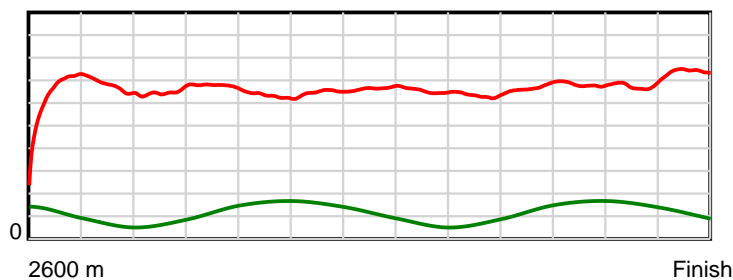
10 m Stride length



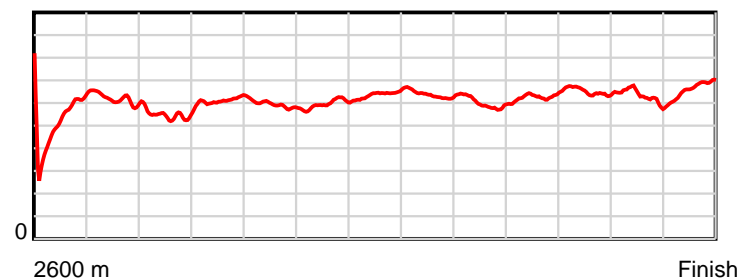
0.6 s Stride duration



20 m/sec Speed



100 % Stride efficiency



Note: Horizontal distance axis grid lines are 200m furlongs.

### Disclaimer.

HRNZ and NZMTC and Thoroughbred Ratings Pty Ltd accepts no responsibility for the completeness or accuracy of any of the information contained herein, and makes no representations about its suitability for any particular purpose. Users should make their own judgements about those matters and/or seek independent advice. You assume all risks associated with use of the data provided on this page.



# Race Results



July 05, 2024, Race 8, GRAPHITE DEVELOPMENTS PACE, Distance 2600m, Addington - Survey 3200m

Result	TAB no.	Horse (Barrier)	2600 to	2400m to
3rd	2	<b>The Night Fox (2)</b>	<b>2400m</b>	<b>2200m</b>
		Position in running (margin)	-	4(4.7)
		Sectional time (s)	16.23	15.15
		Cumulative time (s)	196.96	180.73
		Speed (m/s)	12.32	13.20
		Stride length (m)	5.50	5.99
		Stride duration (s)	0.437	0.453
		Stride efficiency (%)	47.32	56.01
		Stride count	36.35	33.41

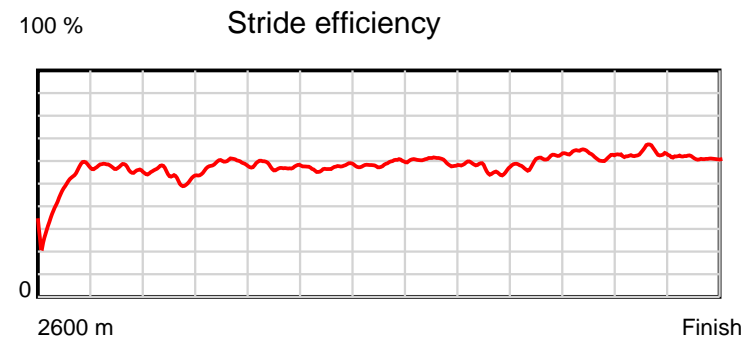
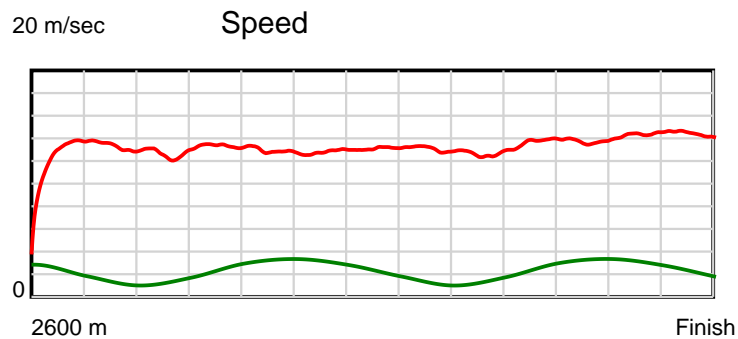
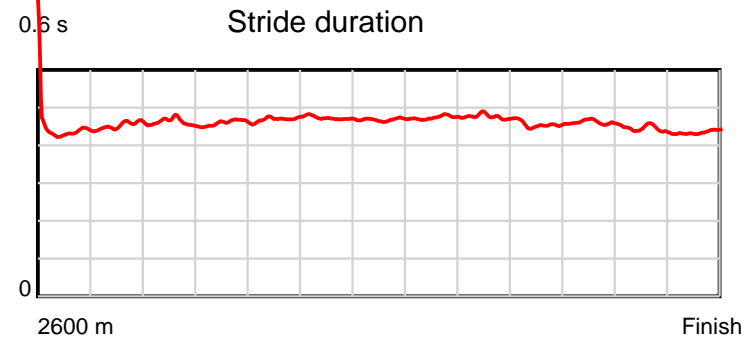
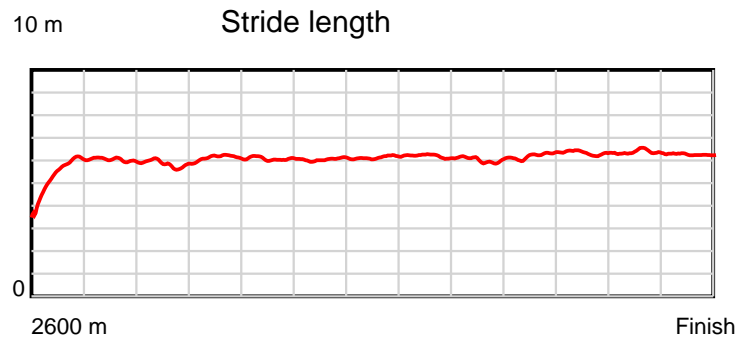
## Disclaimer.

HRNZ and NZMTC and Thoroughbred Ratings Pty Ltd accepts no responsibility for the completeness or accuracy of any of the information contained herein, and makes no representations about its suitability for any particular purpose. Users should make their own judgements about those matters and/or seek independent advice. You assume all risks associated with use of the data provided on this page.

# Race Results

July 05, 2024, Race 8, GRAPHITE DEVELOPMENTS PACE, Distance 2600m, Addington - Survey 3200m

Result	TAB no.	Horse (Barrier)	2200m to	2000m to	1800m to	1600m to	1400m to	1200m to	1000m to	800m to	600m to	400m to	200m to	Total or	Margin
3rd	2	<b>The Night Fox (2)</b>	<b>2000m</b>	<b>1800m</b>	<b>1600m</b>	<b>1400m</b>	<b>1200m</b>	<b>1000m</b>	<b>800m</b>	<b>600m</b>	<b>400m</b>	<b>200m</b>	<b>WP</b>	<b>Average</b>	
		Position in running (margin)	5(7.0)	6(6.5)	6(9.8)	5(7.4)	6(8.6)	6(9.0)	6(7.9)	5(8.1)	7(5.6)	7(4.8)	5(3.4)		1.60
		Sectional time (s)	15.70	15.03	15.41	15.95	15.13	15.26	15.59	14.59	14.52	14.39	14.01		
		Cumulative time (s)	165.58	149.88	134.85	119.44	103.49	88.36	73.10	57.51	42.92	28.40	14.01	3:16.96	
		Speed (m/s)	12.74	13.31	12.98	12.54	13.22	13.11	12.83	13.71	13.77	13.90	14.28	13.20	
		Stride length (m)	5.88	6.12	6.09	5.92	6.19	6.21	6.11	6.24	6.35	6.16	6.22	6.07	
		Stride duration (s)	0.462	0.460	0.469	0.473	0.468	0.474	0.476	0.455	0.461	0.443	0.435	0.460	
		Stride efficiency (%)	54.09	58.51	57.97	54.85	59.90	60.20	58.28	60.77	62.92	59.29	60.38	57.52	
		Stride count	33.99	32.69	32.84	33.76	32.30	32.22	32.75	32.07	31.52	32.47	32.17	428.54	



Note: Horizontal distance axis grid lines are 200m furlongs.

#### Disclaimer.

HRNZ and NZMTC and Thoroughbred Ratings Pty Ltd accepts no responsibility for the completeness or accuracy of any of the information contained herein, and makes no representations about its suitability for any particular purpose. Users should make their own judgements about those matters and/or seek independent advice. You assume all risks associated with use of the data provided on this page.



# Race Results



July 05, 2024, Race 8, GRAPHITE DEVELOPMENTS PACE, Distance 2600m, Addington - Survey 3200m

Result	TAB no.	Horse (Barrier)	2600 to	2400m to
4th	1	Heaven (1)	2400m	2200m
		Position in running (margin)	-	3(3.5)
		Sectional time (s)	16.16	15.08
		Cumulative time (s)	197.11	180.95
		Speed (m/s)	12.37	13.26
		Stride length (m)	5.56	6.07
		Stride duration (s)	0.432	0.457
		Stride efficiency (%)	48.28	57.53
		Stride count	35.98	32.96

#### Disclaimer.

HRNZ and NZMTC and Thoroughbred Ratings Pty Ltd accepts no responsibility for the completeness or accuracy of any of the information contained herein, and makes no representations about its suitability for any particular purpose. Users should make their own judgements about those matters and/or seek independent advice. You assume all risks associated with use of the data provided on this page.

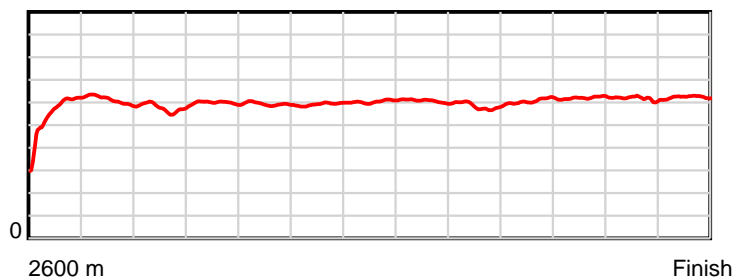


# Race Results

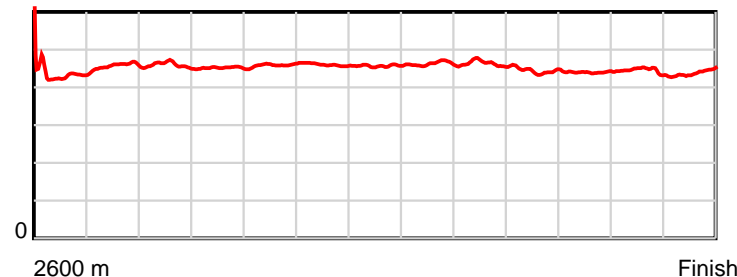
July 05, 2024, Race 8, GRAPHITE DEVELOPMENTS PACE, Distance 2600m, Addington - Survey 3200m

Result	TAB no.	Horse (Barrier)	2200m to	2000m to	1800m to	1600m to	1400m to	1200m to	1000m to	800m to	600m to	400m to	200m to	Total or	Margin
4th	1	Heaven (1)	2000m	1800m	1600m	1400m	1200m	1000m	800m	600m	400m	200m	WP	Average	
		Position in running (margin)	3(5.5)	4(4.8)	4(8.4)	4(6.7)	4(6.7)	4(6.9)	4(6.5)	4(6.6)	5(4.2)	5(2.5)	3(2.8)		2.50
		Sectional time (s)	15.68	15.07	15.53	15.75	15.10	15.39	15.56	14.62	14.37	14.65	14.15		
		Cumulative time (s)	165.87	150.19	135.12	119.59	103.84	88.74	73.35	57.79	43.17	28.80	14.15	3:17.11	
		Speed (m/s)	12.76	13.27	12.88	12.70	13.25	13.00	12.85	13.68	13.92	13.65	14.13	13.19	
		Stride length (m)	5.86	5.99	5.91	5.84	6.05	6.01	5.96	6.09	6.12	6.06	6.22	5.98	
		Stride duration (s)	0.459	0.451	0.459	0.460	0.457	0.462	0.463	0.445	0.440	0.444	0.440	0.453	
		Stride efficiency (%)	53.66	56.08	54.61	53.32	57.24	56.41	55.42	57.88	58.56	57.36	60.47	55.79	
		Stride count	34.13	33.38	33.83	34.24	33.05	33.29	33.58	32.86	32.67	33.01	32.15	435.13	

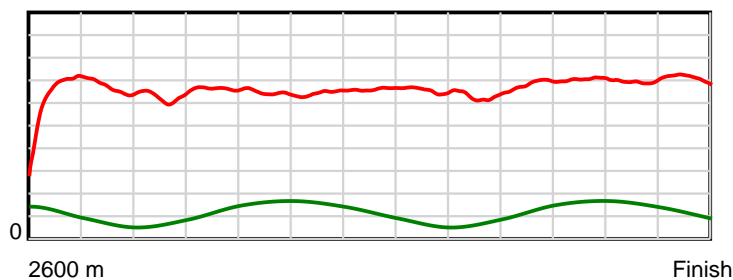
10 m Stride length



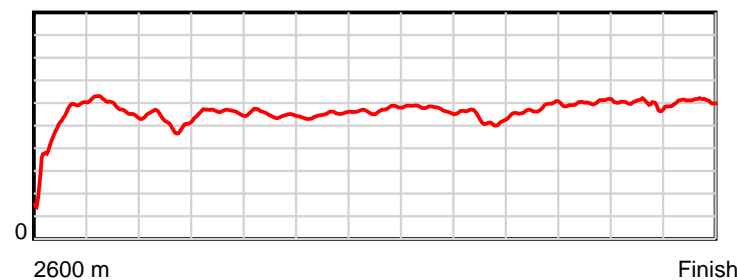
0.6 s Stride duration



20 m/sec Speed



100 % Stride efficiency



Note: Horizontal distance axis grid lines are 200m furlongs.

## Disclaimer.

HRNZ and NZMTC and Thoroughbred Ratings Pty Ltd accepts no responsibility for the completeness or accuracy of any of the information contained herein, and makes no representations about its suitability for any particular purpose. Users should make their own judgements about those matters and/or seek independent advice. You assume all risks associated with use of the data provided on this page.



# Race Results



July 05, 2024, Race 8, GRAPHITE DEVELOPMENTS PACE, Distance 2600m, Addington - Survey 3200m

Result	TAB no.	Horse (Barrier)	2600 to	2400m to
5th	7	<b>Sweet Trixie (7)</b>	<b>2400m</b>	<b>2200m</b>
		Position in running (margin)	-	7(7.6)
		Sectional time (s)	16.79	15.35
		Cumulative time (s)	197.51	180.72
		Speed (m/s)	11.91	13.03
		Stride length (m)	5.28	5.76
		Stride duration (s)	0.431	0.442
		Stride efficiency (%)	43.61	51.83
		Stride count	37.86	34.73

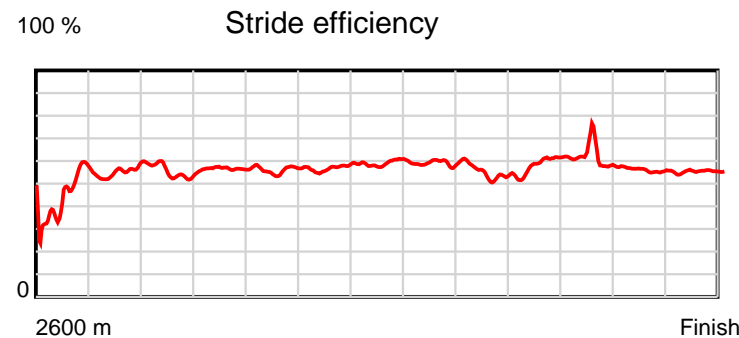
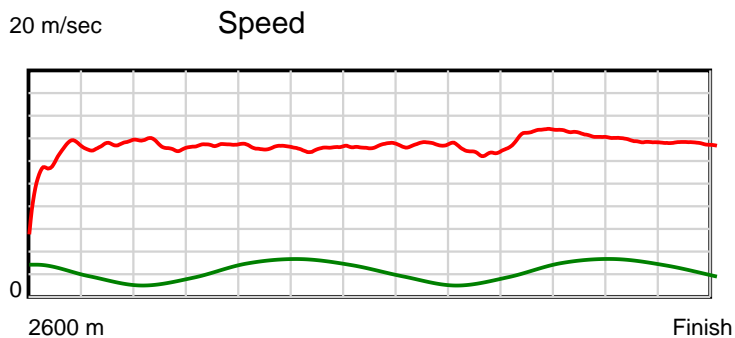
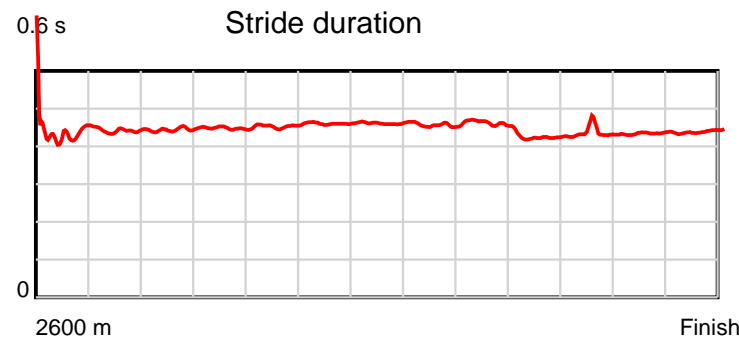
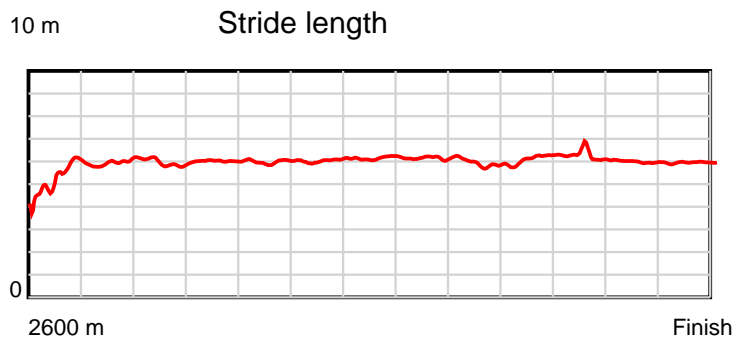
#### Disclaimer.

HRNZ and NZMTC and Thoroughbred Ratings Pty Ltd accepts no responsibility for the completeness or accuracy of any of the information contained herein, and makes no representations about its suitability for any particular purpose. Users should make their own judgements about those matters and/or seek independent advice. You assume all risks associated with use of the data provided on this page.

# Race Results

July 05, 2024, Race 8, GRAPHITE DEVELOPMENTS PACE, Distance 2600m, Addington - Survey 3200m

Result	TAB no.	Horse (Barrier)	2200m to	2000m to	1800m to	1600m to	1400m to	1200m to	1000m to	800m to	600m to	400m to	200m to	Total or	Margin
5th	7	Sweet Trixie (7)	2000m	1800m	1600m	1400m	1200m	1000m	800m	600m	400m	200m	WP	Average	
		Position in running (margin)	8(11.2)	7(7.4)	7(10.5)	7(8.4)	7(9.1)	7(10.0)	7(8.6)	7(9.8)	3(2.8)	1(0.0)	2(1.6)		4.60
		Sectional time (s)	15.15	15.00	15.46	15.88	15.20	15.23	15.75	13.85	14.19	14.89	14.77		
		Cumulative time (s)	165.37	150.22	135.22	119.76	103.88	88.68	73.45	57.70	43.85	29.66	14.77	3:17.51	
		Speed (m/s)	13.20	13.33	12.94	12.59	13.16	13.13	12.70	14.44	14.09	13.43	13.54	13.16	
		Stride length (m)	5.86	5.97	5.87	5.80	6.07	6.00	5.85	6.11	6.13	5.84	5.95	5.88	
		Stride duration (s)	0.444	0.448	0.454	0.460	0.461	0.457	0.460	0.423	0.435	0.435	0.439	0.446	
		Stride efficiency (%)	53.66	55.78	53.83	52.59	57.59	56.18	53.45	58.30	58.66	53.30	55.31	53.95	
		Stride count	34.13	33.47	34.08	34.47	32.95	33.36	34.20	32.74	32.64	34.25	33.62	442.50	



Note: Horizontal distance axis grid lines are 200m furlongs.

#### Disclaimer.

HRNZ and NZMTC and Thoroughbred Ratings Pty Ltd accepts no responsibility for the completeness or accuracy of any of the information contained herein, and makes no representations about its suitability for any particular purpose. Users should make their own judgements about those matters and/or seek independent advice. You assume all risks associated with use of the data provided on this page.



# Race Results



July 05, 2024, Race 8, GRAPHITE DEVELOPMENTS PACE, Distance 2600m, Addington - Survey 3200m

Result	TAB no.	Horse (Barrier)	2600 to	2400m to
6th	3	Rockin Roman (3)	2400m	2200m
		Position in running (margin)	-	5(5.0)
		Sectional time (s)	16.48	15.06
		Cumulative time (s)	198.25	181.77
		Speed (m/s)	12.13	13.28
		Stride length (m)	5.38	5.71
		Stride duration (s)	0.422	0.430
		Stride efficiency (%)	45.15	51.01
		Stride count	37.21	35.00

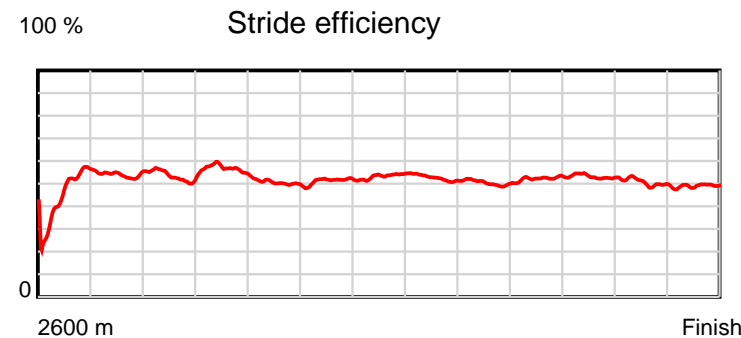
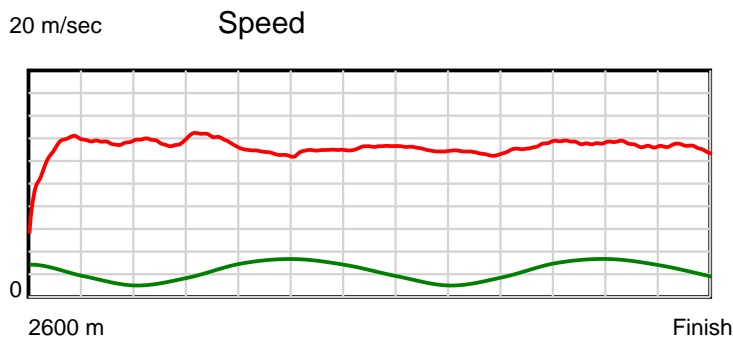
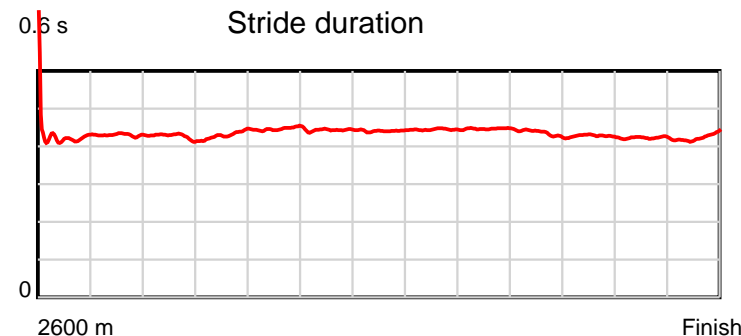
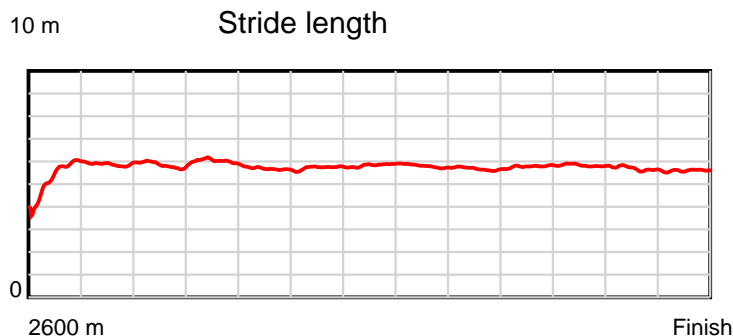
## Disclaimer.

HRNZ and NZMTC and Thoroughbred Ratings Pty Ltd accepts no responsibility for the completeness or accuracy of any of the information contained herein, and makes no representations about its suitability for any particular purpose. Users should make their own judgements about those matters and/or seek independent advice. You assume all risks associated with use of the data provided on this page.

# Race Results

July 05, 2024, Race 8, GRAPHITE DEVELOPMENTS PACE, Distance 2600m, Addington - Survey 3200m

Result	TAB no.	Horse (Barrier)	2200m to	2000m to	1800m to	1600m to	1400m to	1200m to	1000m to	800m to	600m to	400m to	200m to	Total or	Margin
6th	3	Rockin Roman (3)	2000m	1800m	1600m	1400m	1200m	1000m	800m	600m	400m	200m	WP	Average	
		Position in running (margin)	4(6.8)	2(0.6)	1(0.0)	1(0.0)	1(0.0)	1(0.0)	1(0.0)	1(0.0)	1(0.0)	2(0.2)	4(3.3)		8.60
		Sectional time (s)	14.76	14.36	15.81	15.76	15.06	15.45	15.56	15.01	14.69	15.12	15.13		
		Cumulative time (s)	166.71	151.95	137.59	121.78	106.02	90.96	75.51	59.95	44.94	30.25	15.13	3:18.25	
		Speed (m/s)	13.55	13.93	12.65	12.69	13.28	12.94	12.85	13.32	13.61	13.23	13.22	13.11	
		Stride length (m)	5.77	6.01	5.65	5.62	5.86	5.75	5.75	5.79	5.82	5.58	5.63	5.71	
		Stride duration (s)	0.426	0.431	0.447	0.443	0.441	0.444	0.447	0.435	0.428	0.422	0.426	0.436	
		Stride efficiency (%)	52.08	56.37	49.91	49.34	53.66	51.65	51.58	52.47	52.98	48.73	49.50	51.01	
		Stride count	34.64	33.30	35.39	35.59	34.13	34.79	34.81	34.52	34.35	35.81	35.54	455.08	



Note: Horizontal distance axis grid lines are 200m furlongs.

#### Disclaimer.

HRNZ and NZMTC and Thoroughbred Ratings Pty Ltd accepts no responsibility for the completeness or accuracy of any of the information contained herein, and makes no representations about its suitability for any particular purpose. Users should make their own judgements about those matters and/or seek independent advice. You assume all risks associated with use of the data provided on this page.



# Race Results



July 05, 2024, Race 8, GRAPHITE DEVELOPMENTS PACE, Distance 2600m, Addington - Survey 3200m

Result	TAB no.	Horse (Barrier)	2600 to	2400m to
7th	6	<b>Franco Elvis (6)</b>	<b>2400m</b>	<b>2200m</b>
		Position in running (margin)	-	1(0.0)
		Sectional time (s)	15.46	14.75
		Cumulative time (s)	198.52	183.06
		Speed (m/s)	12.93	13.56
		Stride length (m)	5.38	6.16
		Stride duration (s)	0.415	0.455
		Stride efficiency (%)	45.31	59.39
		Stride count	37.14	32.44

#### Disclaimer.

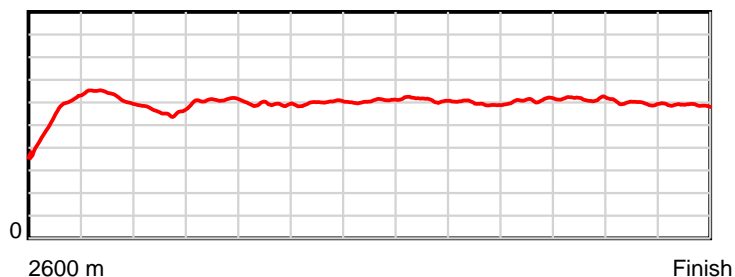
HRNZ and NZMTC and Thoroughbred Ratings Pty Ltd accepts no responsibility for the completeness or accuracy of any of the information contained herein, and makes no representations about its suitability for any particular purpose. Users should make their own judgements about those matters and/or seek independent advice. You assume all risks associated with use of the data provided on this page.

# Race Results

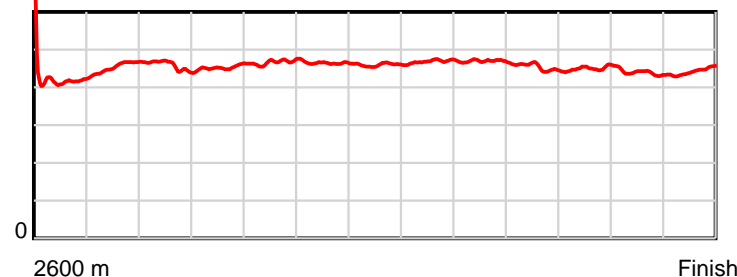
July 05, 2024, Race 8, GRAPHITE DEVELOPMENTS PACE, Distance 2600m, Addington - Survey 3200m

Result	TAB no.	Horse (Barrier)	2200m to	2000m to	1800m to	1600m to	1400m to	1200m to	1000m to	800m to	600m to	400m to	200m to	Total or	Margin
7th	6	<b>Franco Elvis (6)</b>	<b>2000m</b>	<b>1800m</b>	<b>1600m</b>	<b>1400m</b>	<b>1200m</b>	<b>1000m</b>	<b>800m</b>	<b>600m</b>	<b>400m</b>	<b>200m</b>	<b>WP</b>	<b>Average</b>	
		Position in running (margin)	1(0.0)	3(1.7)	3(3.9)	3(4.0)	3(3.8)	3(4.3)	3(3.9)	3(4.0)	4(3.6)	6(3.8)	7(6.0)		10.10
		Sectional time (s)	16.07	14.84	15.82	15.73	15.14	15.39	15.57	14.94	14.69	14.97	15.15		
		Cumulative time (s)	168.31	152.24	137.40	121.58	105.85	90.71	75.32	59.75	44.81	30.12	15.15	3:18.52	
		Speed (m/s)	12.45	13.48	12.64	12.71	13.21	13.00	12.85	13.39	13.61	13.36	13.20	13.10	
		Stride length (m)	5.70	6.10	5.90	5.91	6.07	6.09	6.03	6.08	6.12	5.87	5.85	5.94	
		Stride duration (s)	0.458	0.453	0.466	0.465	0.460	0.469	0.469	0.454	0.450	0.439	0.444	0.453	
		Stride efficiency (%)	50.79	58.10	54.32	54.61	57.60	58.01	56.84	57.69	58.61	53.83	53.56	55.07	
		Stride count	35.08	32.80	33.92	33.83	32.94	32.83	33.16	32.92	32.66	34.08	34.16	437.96	

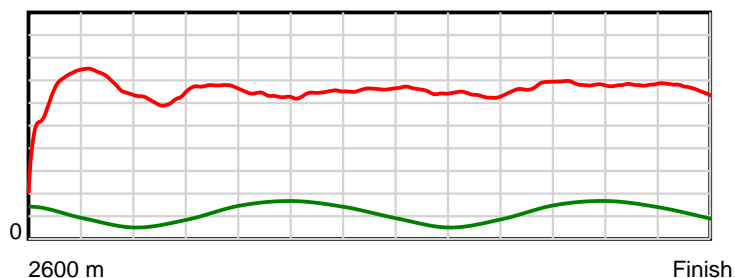
10 m Stride length



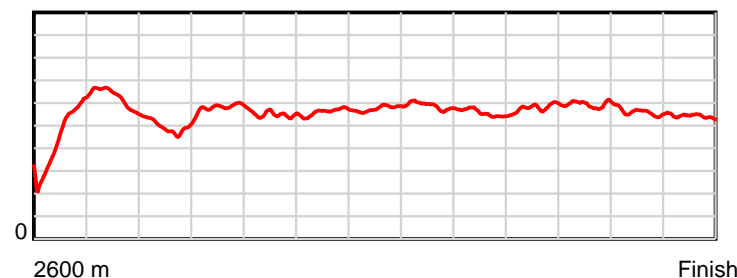
0.6 s Stride duration



20 m/sec Speed



100 % Stride efficiency



Note: Horizontal distance axis grid lines are 200m furlongs.

**Disclaimer.**

HRNZ and NZMTC and Thoroughbred Ratings Pty Ltd accepts no responsibility for the completeness or accuracy of any of the information contained herein, and makes no representations about its suitability for any particular purpose. Users should make their own judgements about those matters and/or seek independent advice. You assume all risks associated with use of the data provided on this page.



# Race Results



July 05, 2024, Race 8, GRAPHITE DEVELOPMENTS PACE, Distance 2600m, Addington - Survey 3200m

Result	TAB no.	Horse (Barrier)	2600 to	2400m to
8th	4	The Diamond Hu... (4)	2400m	2200m
		Position in running (margin)	-	8(8.6)
		Sectional time (s)	16.99	15.17
		Cumulative time (s)	198.95	181.96
		Speed (m/s)	11.77	13.18
		Stride length (m)	5.78	6.32
		Stride duration (s)	0.469	0.480
		Stride efficiency (%)	52.19	62.45
		Stride count	34.61	31.64

## Disclaimer.

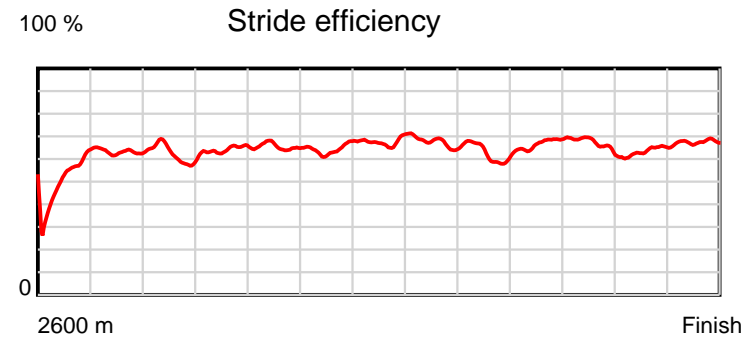
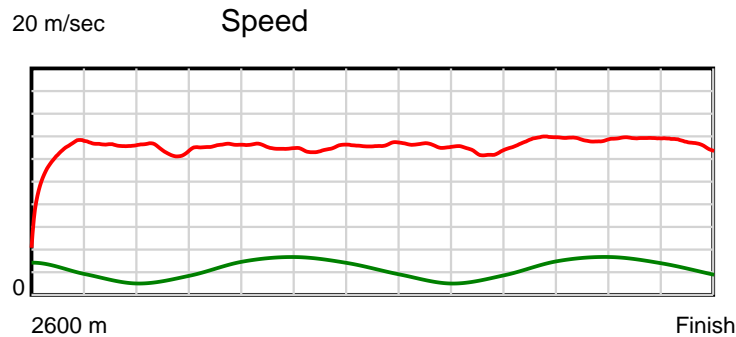
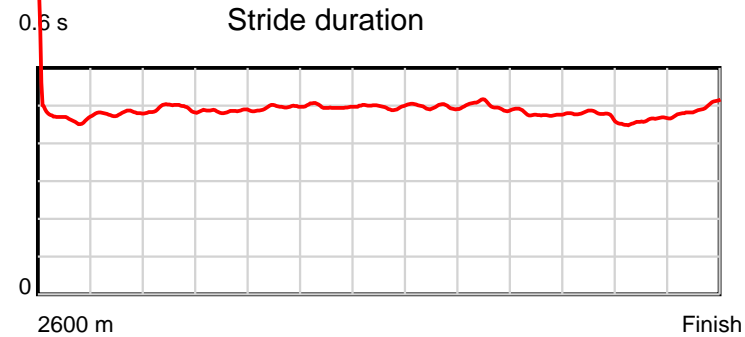
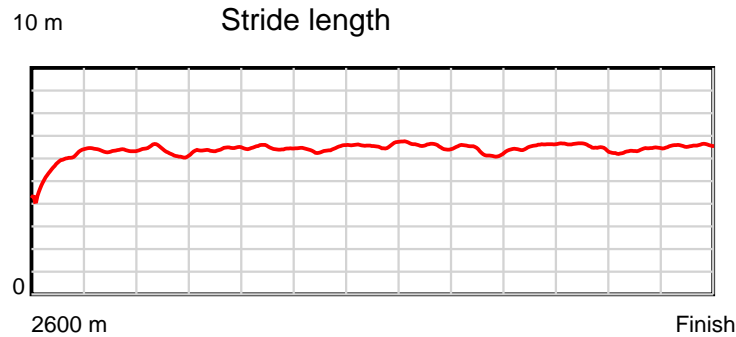
HRNZ and NZMTC and Thoroughbred Ratings Pty Ltd accepts no responsibility for the completeness or accuracy of any of the information contained herein, and makes no representations about its suitability for any particular purpose. Users should make their own judgements about those matters and/or seek independent advice. You assume all risks associated with use of the data provided on this page.



# Race Results

July 05, 2024, Race 8, GRAPHITE DEVELOPMENTS PACE, Distance 2600m, Addington - Survey 3200m

Result	TAB no.	Horse (Barrier)	2200m to	2000m to	1800m to	1600m to	1400m to	1200m to	1000m to	800m to	600m to	400m to	200m to	Total or	Margin
8th	4	The Diamond Hu... (4)	2000m	1800m	1600m	1400m	1200m	1000m	800m	600m	400m	200m	WP	Average	
		Position in running (margin)	7(11.1)	8(9.5)	9(13.5)	9(11.0)	8(10.9)	8(11.5)	8(10.1)	8(10.2)	9(8.3)	8(7.9)	8(8.3)		12.40
		Sectional time (s)	15.52	15.14	15.39	15.74	15.15	15.22	15.57	14.69	14.59	14.68	15.10		
		Cumulative time (s)	166.79	151.27	136.13	120.74	105.00	89.85	74.63	59.06	44.37	29.78	15.10	3:18.95	
		Speed (m/s)	12.89	13.21	13.00	12.71	13.20	13.14	12.85	13.61	13.71	13.62	13.25	13.07	
		Stride length (m)	6.36	6.42	6.43	6.32	6.56	6.53	6.42	6.51	6.53	6.26	6.54	6.38	
		Stride duration (s)	0.494	0.486	0.495	0.498	0.497	0.497	0.500	0.478	0.476	0.460	0.494	0.488	
		Stride efficiency (%)	63.27	64.41	64.61	62.44	67.33	66.67	64.41	66.26	66.68	61.28	66.88	63.57	
		Stride count	31.43	31.15	31.10	31.64	30.47	30.62	31.15	30.71	30.62	31.94	30.57	407.65	



Note: Horizontal distance axis grid lines are 200m furlongs.

#### Disclaimer.

HRNZ and NZMTC and Thoroughbred Ratings Pty Ltd accepts no responsibility for the completeness or accuracy of any of the information contained herein, and makes no representations about its suitability for any particular purpose. Users should make their own judgements about those matters and/or seek independent advice. You assume all risks associated with use of the data provided on this page.



# Race Results



July 05, 2024, Race 8, GRAPHITE DEVELOPMENTS PACE, Distance 2600m, Addington - Survey 3200m

Result	TAB no.	Horse (Barrier)	2600 to	2400m to
9th	9	<b>Ballyspellane (9)</b>	<b>2400m</b>	<b>2200m</b>
		Position in running (margin)	-	6(5.9)
		Sectional time (s)	16.43	15.39
		Cumulative time (s)	200.30	183.87
		Speed (m/s)	12.17	13.00
		Stride length (m)	5.19	5.34
		Stride duration (s)	0.420	0.411
		Stride efficiency (%)	42.07	44.54
		Stride count	38.55	37.46

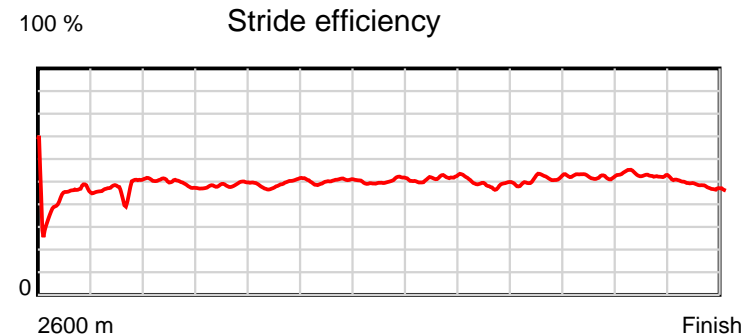
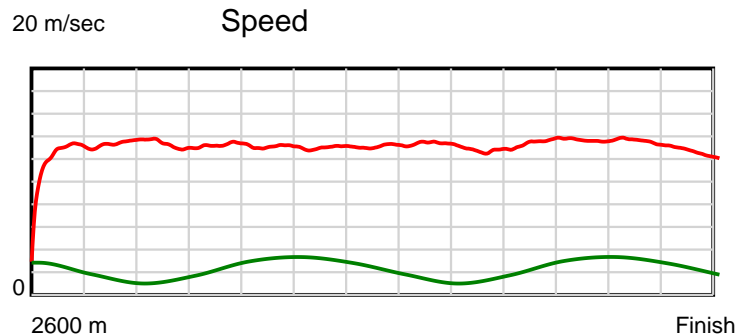
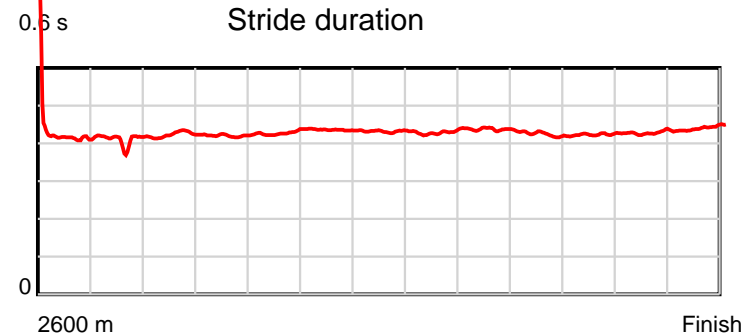
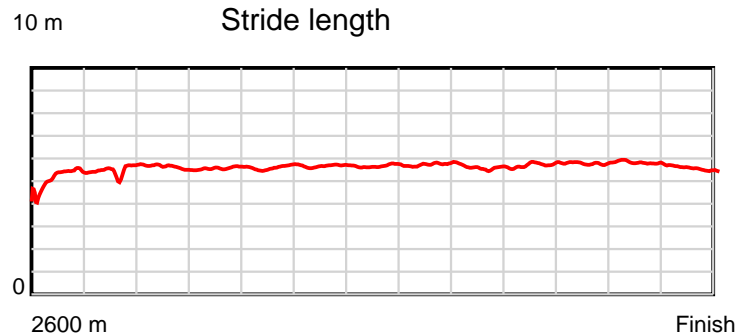
#### Disclaimer.

HRNZ and NZMTC and Thoroughbred Ratings Pty Ltd accepts no responsibility for the completeness or accuracy of any of the information contained herein, and makes no representations about its suitability for any particular purpose. Users should make their own judgements about those matters and/or seek independent advice. You assume all risks associated with use of the data provided on this page.

# Race Results

July 05, 2024, Race 8, GRAPHITE DEVELOPMENTS PACE, Distance 2600m, Addington - Survey 3200m

Result	TAB no.	Horse (Barrier)	2200m to	2000m to	1800m to	1600m to	1400m to	1200m to	1000m to	800m to	600m to	400m to	200m to	Total or	Margin
9th	9	<b>Ballyspellane (9)</b>	<b>2000m</b>	<b>1800m</b>	<b>1600m</b>	<b>1400m</b>	<b>1200m</b>	<b>1000m</b>	<b>800m</b>	<b>600m</b>	<b>400m</b>	<b>200m</b>	<b>WP</b>	<b>Average</b>	
		Position in running (margin)	6(9.7)	5(5.8)	5(9.1)	6(7.5)	5(7.5)	5(8.3)	5(7.2)	6(8.2)	8(6.5)	9(8.3)	9(11.4)		19.70
		Sectional time (s)	15.14	15.01	15.56	15.75	15.19	15.28	15.72	14.72	14.96	15.13	16.02		
		Cumulative time (s)	168.48	153.34	138.33	122.77	107.02	91.83	76.55	60.83	46.11	31.15	16.02	3:20.30	
		Speed (m/s)	13.21	13.32	12.85	12.70	13.17	13.09	12.72	13.59	13.37	13.22	12.48	12.98	
		Stride length (m)	5.59	5.60	5.49	5.53	5.69	5.62	5.56	5.76	5.67	5.67	5.51	5.55	
		Stride duration (s)	0.423	0.421	0.427	0.436	0.432	0.429	0.437	0.424	0.424	0.429	0.441	0.428	
		Stride efficiency (%)	48.78	49.07	47.17	47.82	50.53	49.34	48.26	51.87	50.20	50.19	47.47	48.15	
		Stride count	35.80	35.69	36.40	36.15	35.17	35.59	35.99	34.71	35.29	35.29	36.29	468.38	



Note: Horizontal distance axis grid lines are 200m furlongs.

**Disclaimer.**

HRNZ and NZMTC and Thoroughbred Ratings Pty Ltd accepts no responsibility for the completeness or accuracy of any of the information contained herein, and makes no representations about its suitability for any particular purpose. Users should make their own judgements about those matters and/or seek independent advice. You assume all risks associated with use of the data provided on this page.