



Race Results

NZ Metropolitan Trotting Club Inc, HRNZ, July 05, 2024

Compilation date: July 5, 2024, 9:22:51 PM (NZST)

Copyright © 2024 HRNZ and NZMTC. All rights reserved.

Trademarks.

StrideMASTER is a registered trademark of Thoroughbred Ratings Pty Ltd.

Disclaimer.

HRNZ and NZMTC and Thoroughbred Ratings Pty Ltd accepts no responsibility for the completeness or accuracy of any of the information contained herein, and makes no representations about its suitability for any particular purpose. Users should make their own judgements about those matters and/or seek independent advice. You assume all risks associated with use of the data provided on this page.



Race Results



July 05, 2024, Race 9, GOLD BAND TAXIS MOBILE PACE, Distance 2600m, Addington - Survey 3200m

Result	TAB no.	Horse (Barrier)	2600 to	2400m to
1st	6	Black Mach (6)	2400m	2200m
		Position in running (margin)	-	2(0.3)
		Sectional time (s)	13.73	15.47
		Cumulative time (s)	192.92	179.19
		Speed (m/s)	14.57	12.93
		Stride length (m)	6.77	6.25
		Stride duration (s)	0.459	0.483
		Stride efficiency (%)	71.62	61.01
		Stride count	29.54	32.01

Disclaimer.

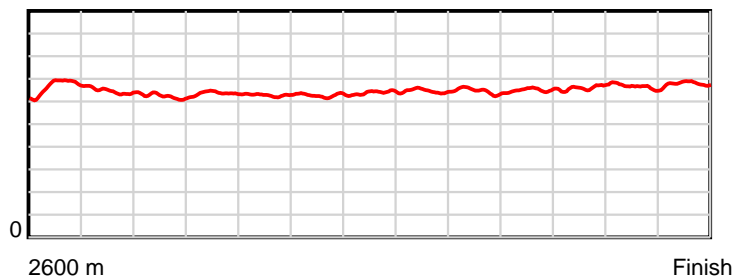
HRNZ and NZMTC and Thoroughbred Ratings Pty Ltd accepts no responsibility for the completeness or accuracy of any of the information contained herein, and makes no representations about its suitability for any particular purpose. Users should make their own judgements about those matters and/or seek independent advice. You assume all risks associated with use of the data provided on this page.

Race Results

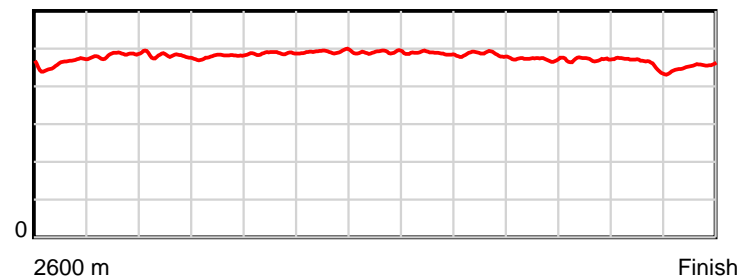
July 05, 2024, Race 9, GOLD BAND TAXIS MOBILE PACE, Distance 2600m, Addington - Survey 3200m

Result	TAB no.	Horse (Barrier)	2200m to	2000m to	1800m to	1600m to	1400m to	1200m to	1000m to	800m to	600m to	400m to	200m to	Total or	Margin
1st	6	Black Mach (6)	2000m	1800m	1600m	1400m	1200m	1000m	800m	600m	400m	200m	WP	Average	
		Position in running (margin)	1(0.0)	2(2.3)	2(2.4)	2(2.3)	2(1.9)	2(2.2)	2(2.0)	2(1.9)	2(2.2)	2(1.5)	2(1.2)		0.00
		Sectional time (s)	15.25	15.16	15.66	15.90	15.46	15.17	14.82	14.59	14.27	14.09	13.35		
		Cumulative time (s)	163.72	148.47	133.31	117.65	101.75	86.29	71.12	56.30	41.71	27.44	13.35	3:12.92	
		Speed (m/s)	13.11	13.19	12.77	12.58	12.94	13.18	13.50	13.71	14.02	14.19	14.98	13.48	
		Stride length (m)	6.31	6.32	6.23	6.19	6.34	6.43	6.55	6.47	6.59	6.52	6.81	6.44	
		Stride duration (s)	0.481	0.479	0.488	0.492	0.490	0.488	0.485	0.472	0.470	0.460	0.454	0.478	
		Stride efficiency (%)	62.21	62.50	60.70	59.87	62.77	64.65	66.98	65.43	67.94	66.49	72.41	64.80	
		Stride count	31.70	31.62	32.09	32.31	31.56	31.09	30.55	30.91	30.33	30.66	29.38	403.75	

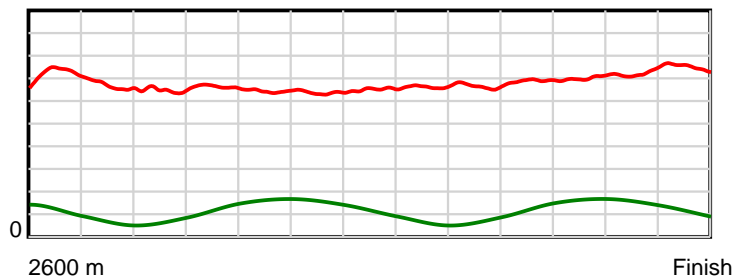
10 m Stride length



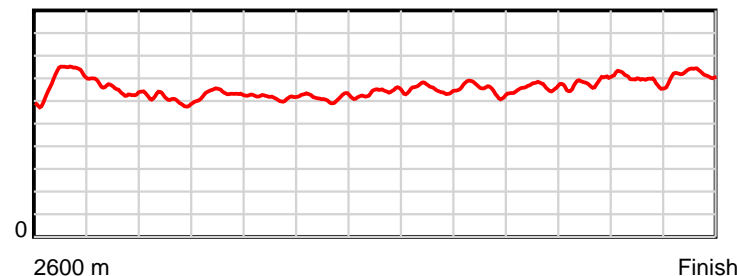
0.6 s Stride duration



20 m/sec Speed



100 % Stride efficiency



Note: Horizontal distance axis grid lines are 200m furlongs.

Disclaimer.

HRNZ and NZMTC and Thoroughbred Ratings Pty Ltd accepts no responsibility for the completeness or accuracy of any of the information contained herein, and makes no representations about its suitability for any particular purpose. Users should make their own judgements about those matters and/or seek independent advice. You assume all risks associated with use of the data provided on this page.



Race Results



July 05, 2024, Race 9, GOLD BAND TAXIS MOBILE PACE, Distance 2600m, Addington - Survey 3200m

Result	TAB no.	Horse (Barrier)	2600 to	2400m to
2nd	7	Harrison (7)	2400m	2200m
		Position in running (margin)	-	4(1.0)
		Sectional time (s)	13.92	15.65
		Cumulative time (s)	192.97	179.05
		Speed (m/s)	14.37	12.78
		Stride length (m)	7.05	6.40
		Stride duration (s)	0.482	0.501
		Stride efficiency (%)	77.56	64.08
		Stride count	28.39	31.23

Disclaimer.

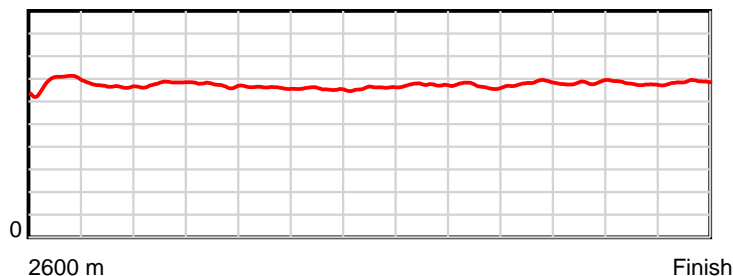
HRNZ and NZMTC and Thoroughbred Ratings Pty Ltd accepts no responsibility for the completeness or accuracy of any of the information contained herein, and makes no representations about its suitability for any particular purpose. Users should make their own judgements about those matters and/or seek independent advice. You assume all risks associated with use of the data provided on this page.

Race Results

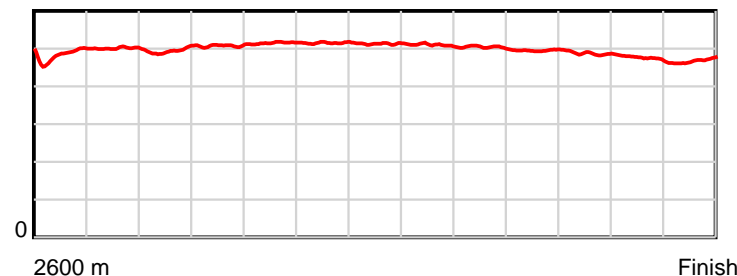
July 05, 2024, Race 9, GOLD BAND TAXIS MOBILE PACE, Distance 2600m, Addington - Survey 3200m

Result	TAB no.	Horse (Barrier)	2200m to	2000m to	1800m to	1600m to	1400m to	1200m to	1000m to	800m to	600m to	400m to	200m to	Total or	Margin
2nd	7	Harrison (7)	2000m	1800m	1600m	1400m	1200m	1000m	800m	600m	400m	200m	WP	Average	
		Position in running (margin)	3(1.8)	1(0.0)	1(0.0)	1(0.0)	1(0.0)	1(0.0)	1(0.0)	1(0.0)	1(0.0)	1(0.0)	1(0.0)		0.50
		Sectional time (s)	14.58	15.14	15.68	15.97	15.40	15.20	14.84	14.55	14.39	14.14	13.51		
		Cumulative time (s)	163.40	148.82	133.68	118.00	102.03	86.63	71.43	56.59	42.04	27.65	13.51	3:12.97	
		Speed (m/s)	13.72	13.21	12.76	12.52	12.99	13.16	13.48	13.75	13.90	14.14	14.80	13.47	
		Stride length (m)	6.79	6.70	6.57	6.45	6.66	6.70	6.79	6.81	6.77	6.71	6.94	6.71	
		Stride duration (s)	0.495	0.507	0.515	0.515	0.513	0.509	0.504	0.495	0.487	0.475	0.469	0.498	
		Stride efficiency (%)	71.98	70.21	67.45	65.06	69.25	70.21	72.06	72.46	71.65	70.46	75.29	70.46	
		Stride count	29.47	29.84	30.44	31.00	30.04	29.84	29.45	29.37	29.54	29.79	28.81	387.21	

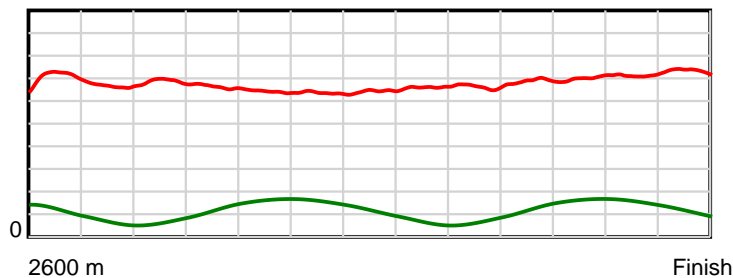
10 m Stride length



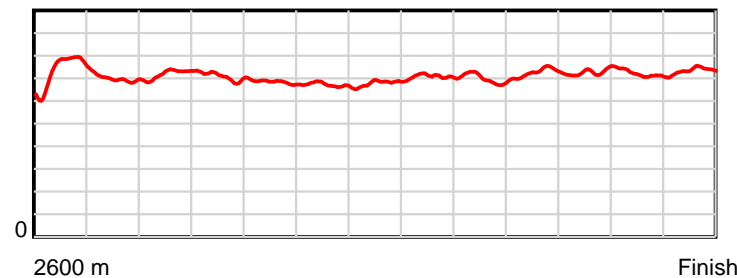
0.6 s Stride duration



20 m/sec Speed



100 % Stride efficiency



Note: Horizontal distance axis grid lines are 200m furlongs.

Disclaimer.

HRNZ and NZMTC and Thoroughbred Ratings Pty Ltd accepts no responsibility for the completeness or accuracy of any of the information contained herein, and makes no representations about its suitability for any particular purpose. Users should make their own judgements about those matters and/or seek independent advice. You assume all risks associated with use of the data provided on this page.



Race Results



July 05, 2024, Race 9, GOLD BAND TAXIS MOBILE PACE, Distance 2600m, Addington - Survey 3200m

Result	TAB no.	Horse (Barrier)	2600 to	2400m to
3rd	12	Choco Lou (11)	2400m	2200m
		Position in running (margin)	-	11(7.3)
		Sectional time (s)	14.86	16.07
		Cumulative time (s)	194.13	179.27
		Speed (m/s)	13.46	12.45
		Stride length (m)	6.35	5.94
		Stride duration (s)	0.455	0.477
		Stride efficiency (%)	63.10	55.12
		Stride count	31.47	33.68

Disclaimer.

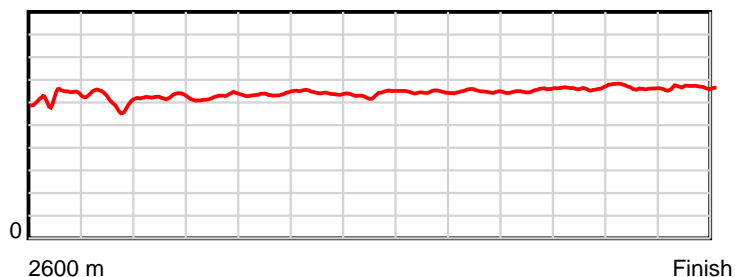
HRNZ and NZMTC and Thoroughbred Ratings Pty Ltd accepts no responsibility for the completeness or accuracy of any of the information contained herein, and makes no representations about its suitability for any particular purpose. Users should make their own judgements about those matters and/or seek independent advice. You assume all risks associated with use of the data provided on this page.

Race Results

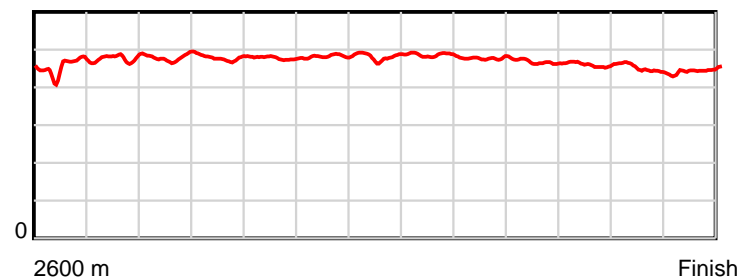
July 05, 2024, Race 9, GOLD BAND TAXIS MOBILE PACE, Distance 2600m, Addington - Survey 3200m

Result	TAB no.	Horse (Barrier)	2200m to	2000m to	1800m to	1600m to	1400m to	1200m to	1000m to	800m to	600m to	400m to	200m to	Total or	Margin
3rd	12	Choco Lou (11)	2000m	1800m	1600m	1400m	1200m	1000m	800m	600m	400m	200m	WP	Average	
		Position in running (margin)	9(10.6)	9(14.6)	9(15.2)	9(13.3)	10(11.0)	10(10.1)	10(11.7)	10(11.4)	10(9.8)	10(8.6)	7(8.2)		6.50
		Sectional time (s)	15.55	15.24	15.35	15.60	15.25	15.47	14.80	14.26	14.19	14.07	13.42		
		Cumulative time (s)	163.20	147.65	132.41	117.06	101.46	86.21	70.74	55.94	41.68	27.49	13.42	3:14.13	
		Speed (m/s)	12.86	13.12	13.03	12.82	13.11	12.93	13.51	14.03	14.09	14.21	14.90	13.39	
		Stride length (m)	6.16	6.27	6.22	6.18	6.32	6.28	6.44	6.54	6.48	6.33	6.65	6.32	
		Stride duration (s)	0.479	0.478	0.478	0.482	0.482	0.486	0.476	0.466	0.459	0.446	0.446	0.472	
		Stride efficiency (%)	59.34	61.42	60.54	59.73	62.37	61.59	64.77	66.84	65.53	62.71	69.15	62.33	
		Stride count	32.46	31.90	32.13	32.35	31.66	31.86	31.07	30.58	30.89	31.57	30.06	411.68	

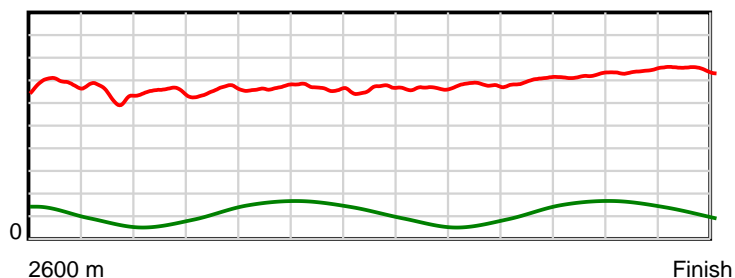
10 m Stride length



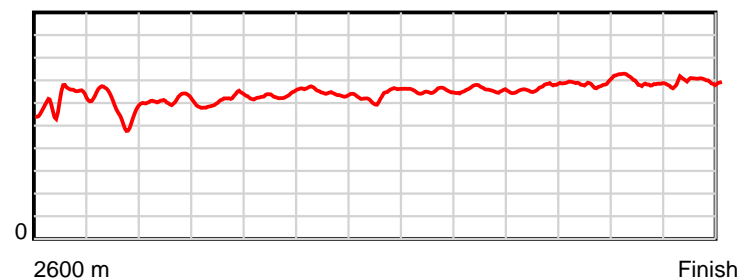
0.6 s Stride duration



20 m/sec Speed



100 % Stride efficiency



Note: Horizontal distance axis grid lines are 200m furlongs.

Disclaimer.

HRNZ and NZMTC and Thoroughbred Ratings Pty Ltd accepts no responsibility for the completeness or accuracy of any of the information contained herein, and makes no representations about its suitability for any particular purpose. Users should make their own judgements about those matters and/or seek independent advice. You assume all risks associated with use of the data provided on this page.



Race Results



July 05, 2024, Race 9, GOLD BAND TAXIS MOBILE PACE, Distance 2600m, Addington - Survey 3200m

Result	TAB no.	Horse (Barrier)	2600 to	2400m to
4th	11	Fusion Reactor (10)	2400m	2200m
		Position in running (margin)	-	8(5.2)
		Sectional time (s)	14.62	16.04
		Cumulative time (s)	194.17	179.55
		Speed (m/s)	13.68	12.47
		Stride length (m)	6.32	5.86
		Stride duration (s)	0.441	0.470
		Stride efficiency (%)	62.34	53.60
		Stride count	31.66	34.15

Disclaimer.

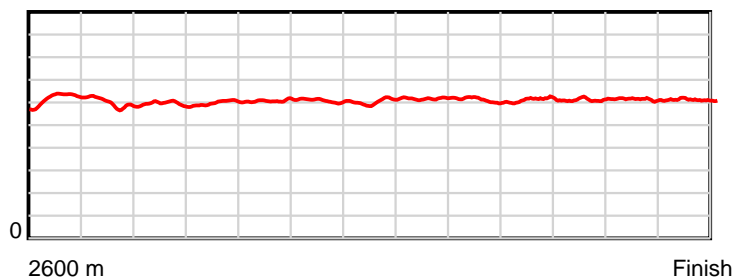
HRNZ and NZMTC and Thoroughbred Ratings Pty Ltd accepts no responsibility for the completeness or accuracy of any of the information contained herein, and makes no representations about its suitability for any particular purpose. Users should make their own judgements about those matters and/or seek independent advice. You assume all risks associated with use of the data provided on this page.

Race Results

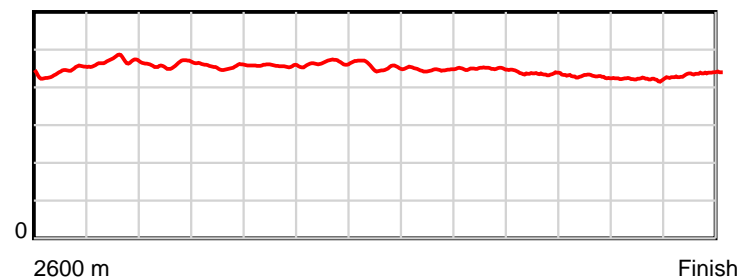
July 05, 2024, Race 9, GOLD BAND TAXIS MOBILE PACE, Distance 2600m, Addington - Survey 3200m

Result	TAB no.	Horse (Barrier)	2200m to	2000m to	1800m to	1600m to	1400m to	1200m to	1000m to	800m to	600m to	400m to	200m to	Total or	Margin
4th	11	Fusion Reactor (10)	2000m	1800m	1600m	1400m	1200m	1000m	800m	600m	400m	200m	WP	Average	
		Position in running (margin)	8(8.4)	8(12.6)	8(12.8)	8(11.3)	8(9.7)	6(7.0)	4(5.7)	4(5.4)	3(3.5)	3(2.6)	3(3.3)		6.70
		Sectional time (s)	15.58	15.18	15.43	15.70	14.95	14.98	14.80	14.22	14.24	14.25	14.18		
		Cumulative time (s)	163.51	147.93	132.75	117.32	101.62	86.67	71.69	56.89	42.67	28.43	14.18	3:14.17	
		Speed (m/s)	12.84	13.18	12.96	12.74	13.38	13.35	13.51	14.06	14.04	14.04	14.10	13.39	
		Stride length (m)	5.92	6.00	5.93	5.93	6.09	5.97	6.06	6.12	6.01	5.93	6.16	6.02	
		Stride duration (s)	0.461	0.455	0.457	0.466	0.455	0.447	0.449	0.435	0.428	0.423	0.436	0.450	
		Stride efficiency (%)	54.69	56.24	54.92	54.93	57.88	55.65	57.45	58.52	56.40	54.99	59.23	56.62	
		Stride count	33.81	33.34	33.74	33.73	32.86	33.51	32.98	32.68	33.29	33.71	32.48	431.94	

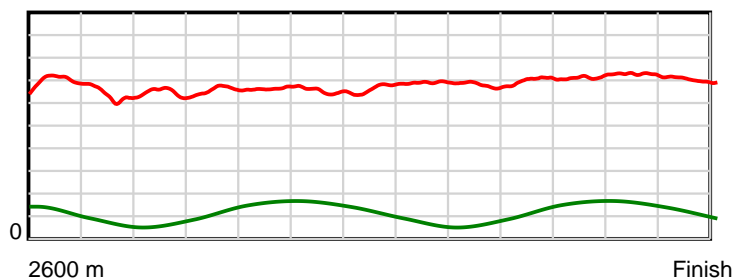
10 m Stride length



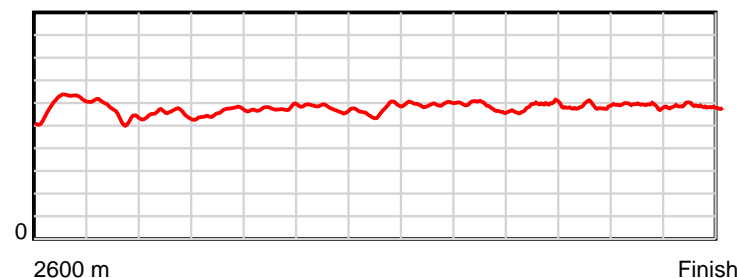
0.6 s Stride duration



20 m/sec Speed



100 % Stride efficiency



Note: Horizontal distance axis grid lines are 200m furlongs.

Disclaimer.

HRNZ and NZMTC and Thoroughbred Ratings Pty Ltd accepts no responsibility for the completeness or accuracy of any of the information contained herein, and makes no representations about its suitability for any particular purpose. Users should make their own judgements about those matters and/or seek independent advice. You assume all risks associated with use of the data provided on this page.



Race Results



July 05, 2024, Race 9, GOLD BAND TAXIS MOBILE PACE, Distance 2600m, Addington - Survey 3200m

Result	TAB no.	Horse (Barrier)	2600 to	2400m to
5th	3	Sargent Best (3)	2400m	2200m
		Position in running (margin)	-	6(3.3)
		Sectional time (s)	14.26	15.99
		Cumulative time (s)	194.54	180.28
		Speed (m/s)	14.03	12.51
		Stride length (m)	6.23	5.87
		Stride duration (s)	0.435	0.469
		Stride efficiency (%)	60.64	53.84
		Stride count	32.11	34.07

Disclaimer.

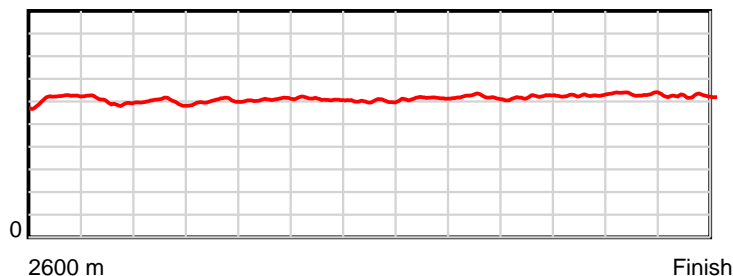
HRNZ and NZMTC and Thoroughbred Ratings Pty Ltd accepts no responsibility for the completeness or accuracy of any of the information contained herein, and makes no representations about its suitability for any particular purpose. Users should make their own judgements about those matters and/or seek independent advice. You assume all risks associated with use of the data provided on this page.

Race Results

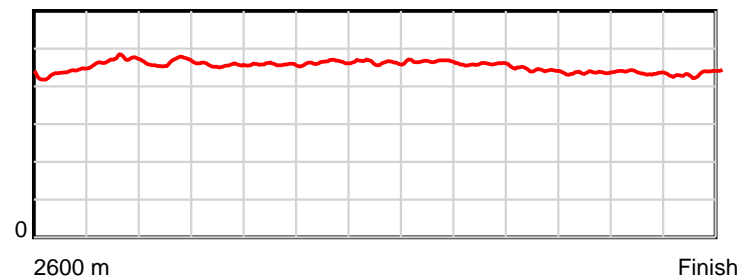
July 05, 2024, Race 9, GOLD BAND TAXIS MOBILE PACE, Distance 2600m, Addington - Survey 3200m

Result	TAB no.	Horse (Barrier)	2200m to	2000m to	1800m to	1600m to	1400m to	1200m to	1000m to	800m to	600m to	400m to	200m to	Total or	Margin
5th	3	Sargent Best (3)	2000m	1800m	1600m	1400m	1200m	1000m	800m	600m	400m	200m	WP	Average	
		Position in running (margin)	7(6.1)	7(10.9)	7(10.9)	7(9.0)	6(7.6)	7(7.5)	8(9.4)	8(9.8)	8(7.8)	6(6.8)	6(7.6)		8.80
		Sectional time (s)	15.68	15.14	15.36	15.74	15.40	15.51	14.89	14.23	14.22	14.26	13.86		
		Cumulative time (s)	164.29	148.61	133.47	118.11	102.37	86.97	71.46	56.57	42.34	28.12	13.86	3:14.54	
		Speed (m/s)	12.76	13.21	13.02	12.71	12.99	12.89	13.43	14.05	14.06	14.03	14.43	13.37	
		Stride length (m)	5.92	6.02	5.96	5.89	6.03	6.00	6.15	6.23	6.14	6.10	6.26	6.06	
		Stride duration (s)	0.464	0.456	0.458	0.464	0.464	0.466	0.458	0.443	0.436	0.435	0.434	0.453	
		Stride efficiency (%)	54.83	56.68	55.50	54.30	56.73	56.29	59.08	60.62	58.85	58.10	61.33	57.37	
		Stride count	33.76	33.21	33.56	33.93	33.19	33.32	32.53	32.11	32.59	32.80	31.93	429.11	

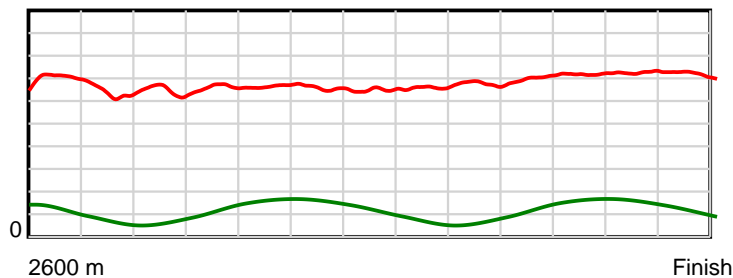
10 m Stride length



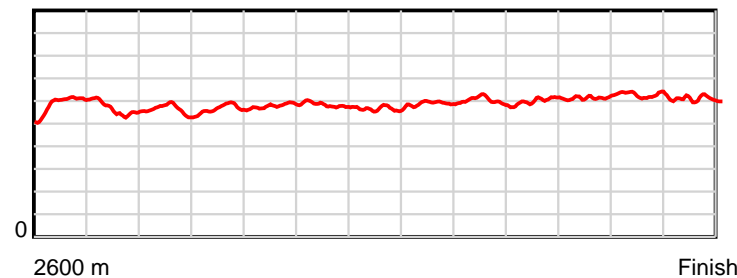
0.6 s Stride duration



20 m/sec Speed



100 % Stride efficiency



Note: Horizontal distance axis grid lines are 200m furlongs.

Disclaimer.

HRNZ and NZMTC and Thoroughbred Ratings Pty Ltd accepts no responsibility for the completeness or accuracy of any of the information contained herein, and makes no representations about its suitability for any particular purpose. Users should make their own judgements about those matters and/or seek independent advice. You assume all risks associated with use of the data provided on this page.



Race Results



July 05, 2024, Race 9, GOLD BAND TAXIS MOBILE PACE, Distance 2600m, Addington - Survey 3200m

Result	TAB no.	Horse (Barrier)	2600 to	2400m to
6th	1	Jaccka Opa (1)	2400m	2200m
		Position in running (margin)	-	5(1.7)
		Sectional time (s)	13.87	15.72
		Cumulative time (s)	194.60	180.73
		Speed (m/s)	14.42	12.72
		Stride length (m)	6.42	6.18
		Stride duration (s)	0.441	0.486
		Stride efficiency (%)	64.49	59.72
		Stride count	31.13	32.35

Disclaimer.

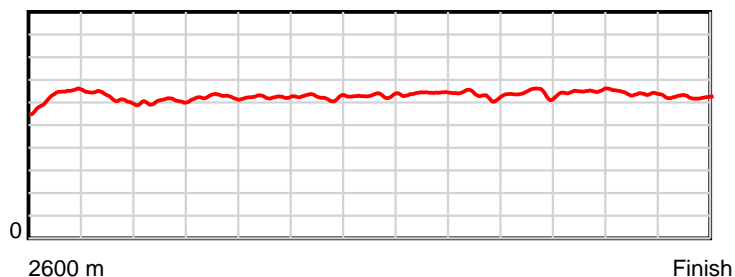
HRNZ and NZMTC and Thoroughbred Ratings Pty Ltd accepts no responsibility for the completeness or accuracy of any of the information contained herein, and makes no representations about its suitability for any particular purpose. Users should make their own judgements about those matters and/or seek independent advice. You assume all risks associated with use of the data provided on this page.

Race Results

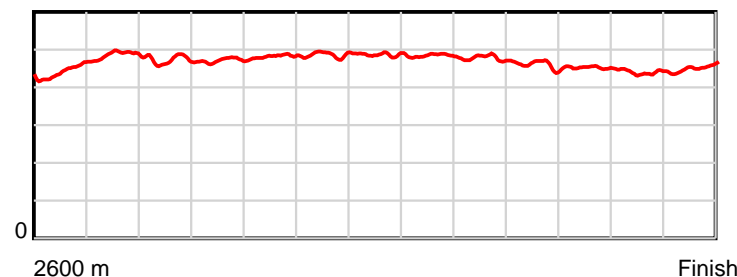
July 05, 2024, Race 9, GOLD BAND TAXIS MOBILE PACE, Distance 2600m, Addington - Survey 3200m

Result	TAB no.	Horse (Barrier)	2200m to	2000m to	1800m to	1600m to	1400m to	1200m to	1000m to	800m to	600m to	400m to	200m to	Total or	Margin
6th	1	Jaccka Opa (1)	2000m	1800m	1600m	1400m	1200m	1000m	800m	600m	400m	200m	WP	Average	
		Position in running (margin)	4(2.9)	4(6.3)	4(6.7)	4(6.1)	5(6.0)	5(6.0)	5(5.8)	5(6.1)	5(5.4)	5(4.7)	4(5.0)		9.10
		Sectional time (s)	15.43	15.21	15.59	15.95	15.40	15.17	14.89	14.44	14.26	14.19	14.48		
		Cumulative time (s)	165.01	149.58	134.37	118.78	102.83	87.43	72.26	57.37	42.93	28.67	14.48	3:14.60	
		Speed (m/s)	12.96	13.15	12.83	12.54	12.99	13.18	13.43	13.85	14.03	14.09	13.81	13.36	
		Stride length (m)	6.14	6.20	6.18	6.09	6.33	6.38	6.41	6.37	6.34	6.20	6.24	6.27	
		Stride duration (s)	0.473	0.471	0.482	0.486	0.488	0.484	0.477	0.460	0.452	0.440	0.452	0.469	
		Stride efficiency (%)	58.86	60.00	59.72	57.93	62.63	63.55	64.23	63.43	62.89	60.08	60.82	61.36	
		Stride count	32.59	32.28	32.35	32.85	31.59	31.36	31.19	31.39	31.53	32.26	32.06	414.93	

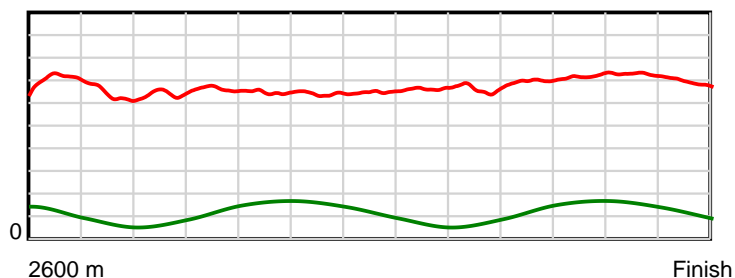
10 m Stride length



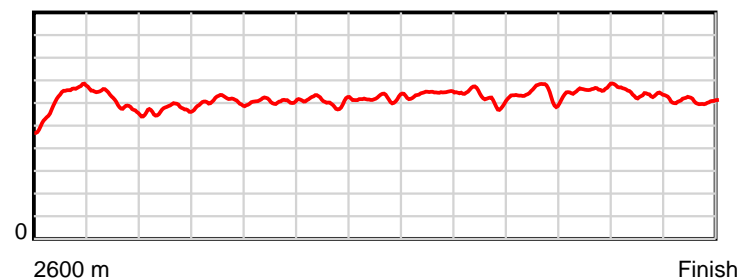
0.6 s Stride duration



20 m/sec Speed



100 % Stride efficiency



Note: Horizontal distance axis grid lines are 200m furlongs.

Disclaimer.

HRNZ and NZMTC and Thoroughbred Ratings Pty Ltd accepts no responsibility for the completeness or accuracy of any of the information contained herein, and makes no representations about its suitability for any particular purpose. Users should make their own judgements about those matters and/or seek independent advice. You assume all risks associated with use of the data provided on this page.



Race Results



July 05, 2024, Race 9, GOLD BAND TAXIS MOBILE PACE, Distance 2600m, Addington - Survey 3200m

Result	TAB no.	Horse (Barrier)	2600 to	2400m to
7th	5	Franco Hoffman (5)	2400m	2200m
		Position in running (margin)	-	9(5.6)
		Sectional time (s)	14.51	16.49
		Cumulative time (s)	194.72	180.21
		Speed (m/s)	13.79	12.13
		Stride length (m)	6.87	6.21
		Stride duration (s)	0.496	0.512
		Stride efficiency (%)	73.74	60.32
		Stride count	29.11	32.19

Disclaimer.

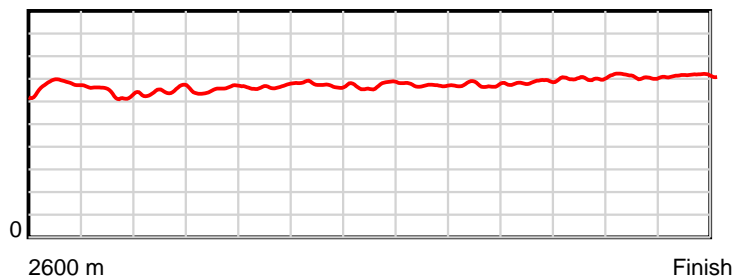
HRNZ and NZMTC and Thoroughbred Ratings Pty Ltd accepts no responsibility for the completeness or accuracy of any of the information contained herein, and makes no representations about its suitability for any particular purpose. Users should make their own judgements about those matters and/or seek independent advice. You assume all risks associated with use of the data provided on this page.

Race Results

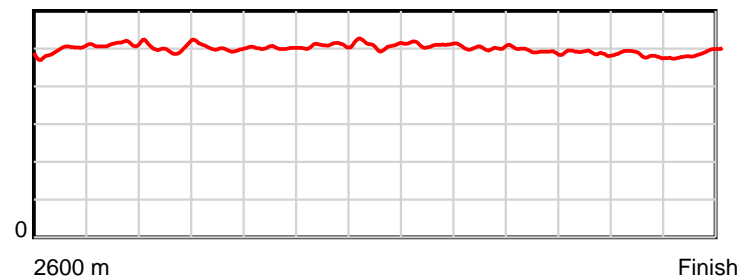
July 05, 2024, Race 9, GOLD BAND TAXIS MOBILE PACE, Distance 2600m, Addington - Survey 3200m

Result	TAB no.	Horse (Barrier)	2200m to	2000m to	1800m to	1600m to	1400m to	1200m to	1000m to	800m to	600m to	400m to	200m to	Total or	Margin
7th	5	Franco Hoffman (5)	2000m	1800m	1600m	1400m	1200m	1000m	800m	600m	400m	200m	WP	Average	
		Position in running (margin)	10(11.4)	10(16.5)	10(16.9)	10(14.6)	11(13.1)	11(11.7)	11(13.2)	11(13.2)	11(11.3)	11(10.1)	10(10.1)		9.70
		Sectional time (s)	15.72	15.21	15.30	15.71	15.17	15.46	14.84	14.23	14.17	14.14	13.77		
		Cumulative time (s)	163.72	148.00	132.79	117.49	101.78	86.61	71.15	56.31	42.08	27.91	13.77	3:14.72	
		Speed (m/s)	12.72	13.15	13.07	12.73	13.18	12.94	13.48	14.05	14.11	14.14	14.52	13.35	
		Stride length (m)	6.40	6.58	6.56	6.48	6.72	6.60	6.76	6.92	6.89	6.81	7.12	6.68	
		Stride duration (s)	0.503	0.500	0.502	0.509	0.510	0.511	0.501	0.493	0.488	0.482	0.490	0.500	
		Stride efficiency (%)	63.99	67.60	67.24	65.69	70.56	68.15	71.31	74.89	74.20	72.51	79.14	69.69	
		Stride count	31.25	30.41	30.49	30.85	29.76	30.29	29.61	28.89	29.02	29.36	28.10	389.33	

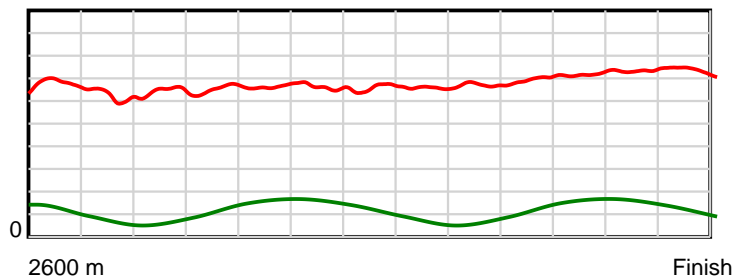
10 m Stride length



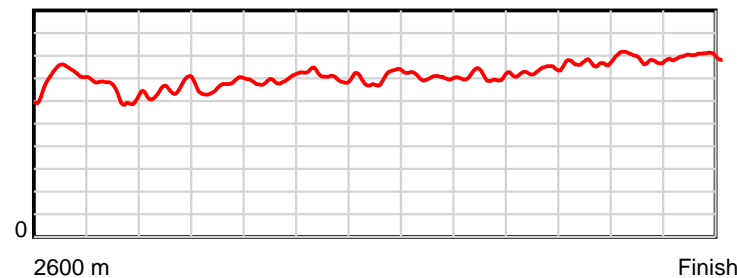
0.6 s Stride duration



20 m/sec Speed



100 % Stride efficiency



Note: Horizontal distance axis grid lines are 200m furlongs.

Disclaimer.

HRNZ and NZMTC and Thoroughbred Ratings Pty Ltd accepts no responsibility for the completeness or accuracy of any of the information contained herein, and makes no representations about its suitability for any particular purpose. Users should make their own judgements about those matters and/or seek independent advice. You assume all risks associated with use of the data provided on this page.



Race Results



July 05, 2024, Race 9, GOLD BAND TAXIS MOBILE PACE, Distance 2600m, Addington - Survey 3200m

Result	TAB no.	Horse (Barrier)	2600 to	2400m to
8th	9	Judgement Bay (8)	2400m	2200m
		Position in running (margin)	-	10(7.0)
		Sectional time (s)	14.89	16.89
		Cumulative time (s)	195.25	180.36
		Speed (m/s)	13.44	11.84
		Stride length (m)	6.05	5.43
		Stride duration (s)	0.446	0.458
		Stride efficiency (%)	57.27	46.04
		Stride count	33.04	36.85

Disclaimer.

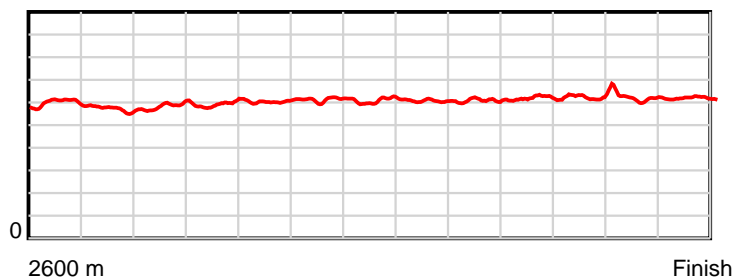
HRNZ and NZMTC and Thoroughbred Ratings Pty Ltd accepts no responsibility for the completeness or accuracy of any of the information contained herein, and makes no representations about its suitability for any particular purpose. Users should make their own judgements about those matters and/or seek independent advice. You assume all risks associated with use of the data provided on this page.

Race Results

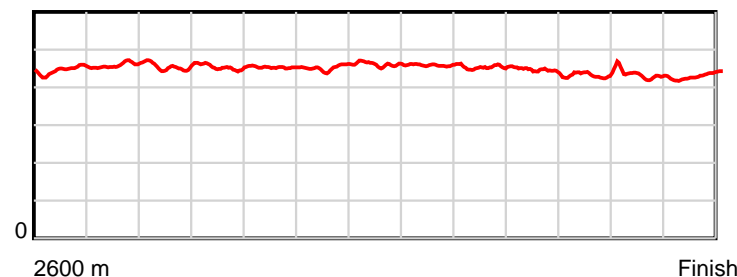
July 05, 2024, Race 9, GOLD BAND TAXIS MOBILE PACE, Distance 2600m, Addington - Survey 3200m

Result	TAB no.	Horse (Barrier)	2200m to	2000m to	1800m to	1600m to	1400m to	1200m to	1000m to	800m to	600m to	400m to	200m to	Total or	Margin
8th	9	Judgement Bay (8)	2000m	1800m	1600m	1400m	1200m	1000m	800m	600m	400m	200m	WP	Average	
		Position in running (margin)	12(15.2)	12(20.8)	12(21.2)	12(19.0)	12(15.1)	12(13.6)	12(15.3)	12(15.3)	12(13.6)	12(11.1)	11(11.7)		12.60
		Sectional time (s)	15.80	15.21	15.31	15.32	15.17	15.47	14.84	14.28	13.95	14.25	13.87		
		Cumulative time (s)	163.47	147.67	132.46	117.15	101.83	86.66	71.19	56.35	42.07	28.12	13.87	3:15.25	
		Speed (m/s)	12.66	13.15	13.06	13.05	13.18	12.93	13.48	14.01	14.34	14.04	14.42	13.32	
		Stride length (m)	5.76	5.94	5.92	5.91	6.08	5.93	6.10	6.18	6.24	6.02	6.23	5.98	
		Stride duration (s)	0.455	0.452	0.453	0.453	0.461	0.458	0.452	0.441	0.435	0.429	0.432	0.449	
		Stride efficiency (%)	51.89	55.20	54.73	54.64	57.73	54.89	58.06	59.62	60.82	56.72	60.56	55.80	
		Stride count	34.71	33.65	33.79	33.82	32.90	33.75	32.81	32.38	32.06	33.20	32.13	435.09	

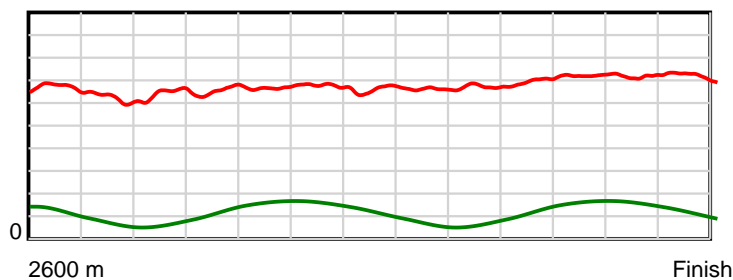
10 m Stride length



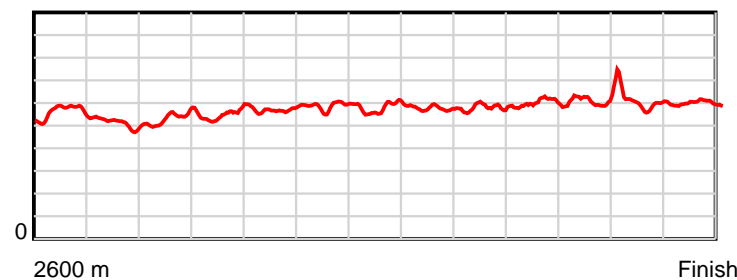
0.6 s Stride duration



20 m/sec Speed



100 % Stride efficiency



Note: Horizontal distance axis grid lines are 200m furlongs.

Disclaimer.

HRNZ and NZMTC and Thoroughbred Ratings Pty Ltd accepts no responsibility for the completeness or accuracy of any of the information contained herein, and makes no representations about its suitability for any particular purpose. Users should make their own judgements about those matters and/or seek independent advice. You assume all risks associated with use of the data provided on this page.



Race Results



July 05, 2024, Race 9, GOLD BAND TAXIS MOBILE PACE, Distance 2600m, Addington - Survey 3200m

Result	TAB no.	Horse (Barrier)	2600 to	2400m to
9th	13	Fast Ace (0)	2400m	2200m
		Position in running (margin)	-	12(7.9)
		Sectional time (s)	14.94	16.48
		Cumulative time (s)	195.34	180.40
		Speed (m/s)	13.39	12.14
		Stride length (m)	6.33	5.75
		Stride duration (s)	0.459	0.473
		Stride efficiency (%)	62.57	51.59
		Stride count	31.61	34.81

Disclaimer.

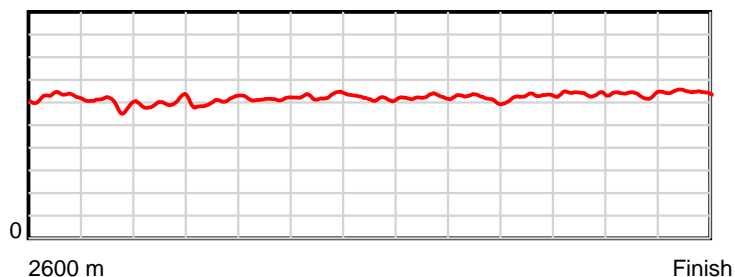
HRNZ and NZMTC and Thoroughbred Ratings Pty Ltd accepts no responsibility for the completeness or accuracy of any of the information contained herein, and makes no representations about its suitability for any particular purpose. Users should make their own judgements about those matters and/or seek independent advice. You assume all risks associated with use of the data provided on this page.

Race Results

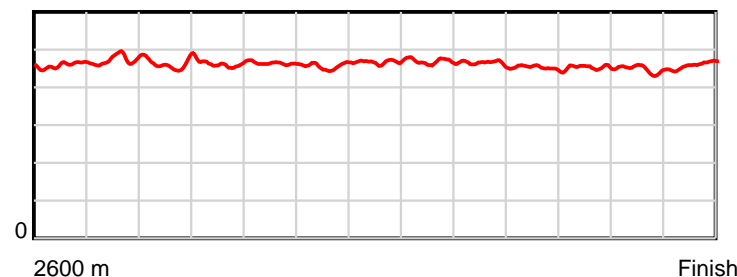
July 05, 2024, Race 9, GOLD BAND TAXIS MOBILE PACE, Distance 2600m, Addington - Survey 3200m

Result	TAB no.	Horse (Barrier)	2200m to	2000m to	1800m to	1600m to	1400m to	1200m to	1000m to	800m to	600m to	400m to	200m to	Total or	Margin
9th	13	Fast Ace (0)	2000m	1800m	1600m	1400m	1200m	1000m	800m	600m	400m	200m	WP	Average	
		Position in running (margin)	11(13.7)	11(18.4)	11(19.0)	11(17.4)	9(10.9)	9(10.0)	9(9.6)	9(9.9)	9(8.9)	9(8.5)	9(9.9)		13.10
		Sectional time (s)	15.67	15.24	15.41	14.89	15.26	15.12	14.90	14.37	14.33	14.37	14.36		
		Cumulative time (s)	163.92	148.25	133.01	117.60	102.71	87.45	72.33	57.43	43.06	28.73	14.36	3:15.34	
		Speed (m/s)	12.76	13.12	12.98	13.43	13.11	13.23	13.42	13.92	13.96	13.92	13.93	13.31	
		Stride length (m)	5.92	6.04	6.02	6.14	6.13	6.19	6.22	6.29	6.33	6.23	6.42	6.15	
		Stride duration (s)	0.464	0.461	0.464	0.457	0.468	0.468	0.464	0.452	0.454	0.448	0.461	0.462	
		Stride efficiency (%)	54.83	57.10	56.58	58.82	58.81	59.89	60.48	61.73	62.68	60.66	64.47	59.09	
		Stride count	33.76	33.09	33.24	32.60	32.60	32.31	32.15	31.82	31.58	32.10	31.14	422.81	

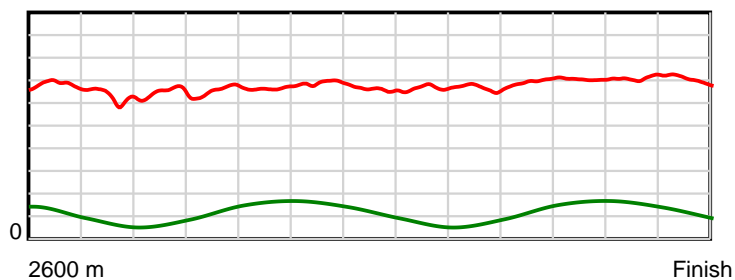
10 m Stride length



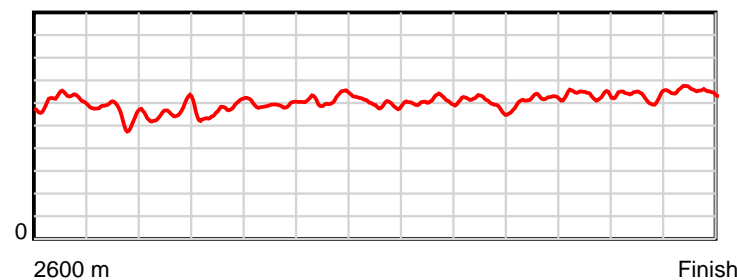
0.6 s Stride duration



20 m/sec Speed



100 % Stride efficiency



Note: Horizontal distance axis grid lines are 200m furlongs.

Disclaimer.

HRNZ and NZMTC and Thoroughbred Ratings Pty Ltd accepts no responsibility for the completeness or accuracy of any of the information contained herein, and makes no representations about its suitability for any particular purpose. Users should make their own judgements about those matters and/or seek independent advice. You assume all risks associated with use of the data provided on this page.



Race Results



July 05, 2024, Race 9, GOLD BAND TAXIS MOBILE PACE, Distance 2600m, Addington - Survey 3200m

Result	TAB no.	Horse (Barrier)	2600 to	2400m to
10th	2	Haley Robyn (2)	2400m	2200m
		Position in running (margin)	-	1(0.0)
		Sectional time (s)	13.84	15.67
		Cumulative time (s)	195.42	181.58
		Speed (m/s)	14.46	12.76
		Stride length (m)	5.89	5.65
		Stride duration (s)	0.397	0.442
		Stride efficiency (%)	54.30	49.86
		Stride count	33.93	35.41

Disclaimer.

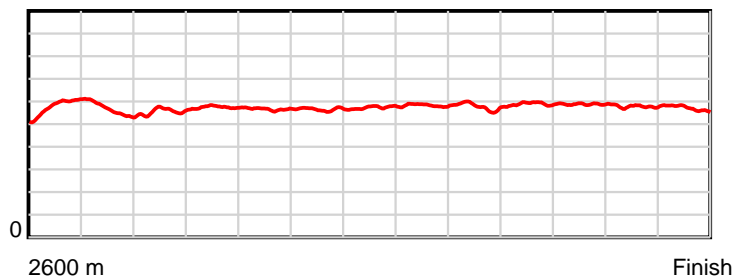
HRNZ and NZMTC and Thoroughbred Ratings Pty Ltd accepts no responsibility for the completeness or accuracy of any of the information contained herein, and makes no representations about its suitability for any particular purpose. Users should make their own judgements about those matters and/or seek independent advice. You assume all risks associated with use of the data provided on this page.

Race Results

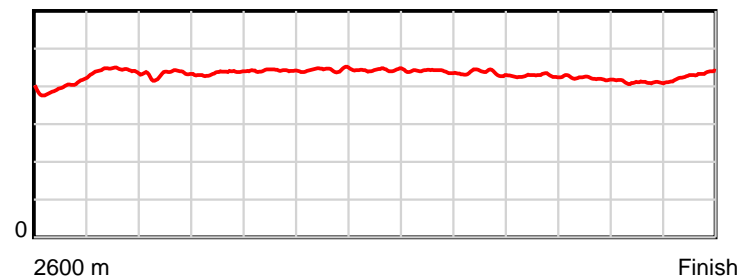
July 05, 2024, Race 9, GOLD BAND TAXIS MOBILE PACE, Distance 2600m, Addington - Survey 3200m

Result	TAB no.	Horse (Barrier)	2200m to	2000m to	1800m to	1600m to	1400m to	1200m to	1000m to	800m to	600m to	400m to	200m to	Total or	Margin
10th	2	Haley Robyn (2)	2000m	1800m	1600m	1400m	1200m	1000m	800m	600m	400m	200m	WP	Average	
		Position in running (margin)	2(0.9)	3(4.3)	3(4.3)	3(4.2)	3(3.8)	3(4.2)	3(3.9)	3(4.0)	4(4.1)	4(3.9)	5(5.7)		13.50
		Sectional time (s)	15.45	15.13	15.67	15.90	15.47	15.15	14.86	14.56	14.36	14.43	14.93		
		Cumulative time (s)	165.91	150.46	135.33	119.66	103.76	88.29	73.14	58.28	43.72	29.36	14.93	3:15.42	
		Speed (m/s)	12.94	13.22	12.76	12.58	12.93	13.20	13.46	13.74	13.93	13.86	13.40	13.30	
		Stride length (m)	5.61	5.75	5.64	5.59	5.73	5.81	5.87	5.87	5.88	5.69	5.76	5.75	
		Stride duration (s)	0.433	0.435	0.442	0.444	0.443	0.440	0.436	0.428	0.422	0.411	0.430	0.432	
		Stride efficiency (%)	49.18	51.67	49.71	48.79	51.31	52.72	53.80	53.93	53.97	50.62	51.80	51.62	
		Stride count	35.65	34.78	35.46	35.79	34.90	34.43	34.09	34.04	34.03	35.14	34.74	452.39	

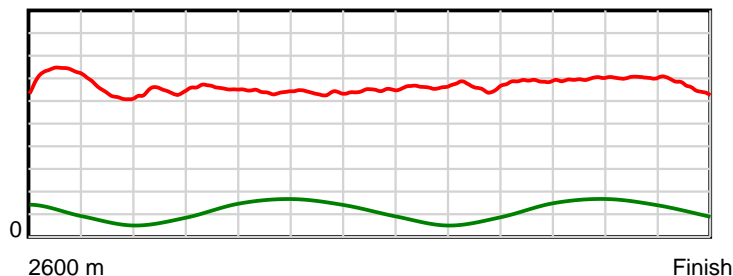
10 m Stride length



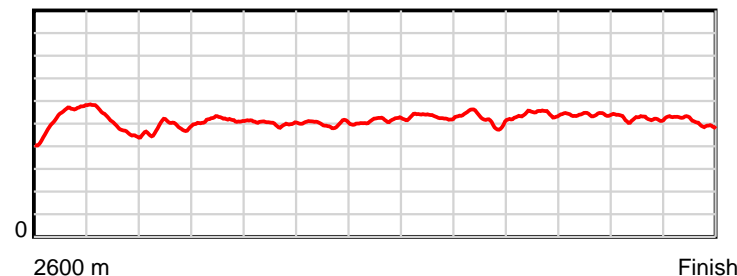
0.6 s Stride duration



20 m/sec Speed



100 % Stride efficiency



Note: Horizontal distance axis grid lines are 200m furlongs.

Disclaimer.

HRNZ and NZMTC and Thoroughbred Ratings Pty Ltd accepts no responsibility for the completeness or accuracy of any of the information contained herein, and makes no representations about its suitability for any particular purpose. Users should make their own judgements about those matters and/or seek independent advice. You assume all risks associated with use of the data provided on this page.



Race Results



July 05, 2024, Race 9, GOLD BAND TAXIS MOBILE PACE, Distance 2600m, Addington - Survey 3200m

Result	TAB no.	Horse (Barrier)	2600 to	2400m to
11th	10	Threebeersdeep (9)	2400m	2200m
		Position in running (margin)	-	7(3.8)
		Sectional time (s)	14.20	15.66
		Cumulative time (s)	196.40	182.20
		Speed (m/s)	14.09	12.77
		Stride length (m)	6.15	5.78
		Stride duration (s)	0.425	0.453
		Stride efficiency (%)	59.20	52.22
		Stride count	32.49	34.60

Disclaimer.

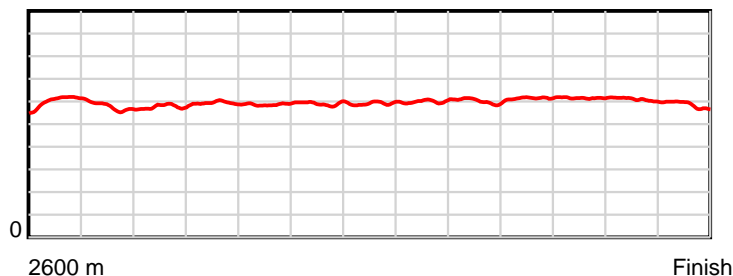
HRNZ and NZMTC and Thoroughbred Ratings Pty Ltd accepts no responsibility for the completeness or accuracy of any of the information contained herein, and makes no representations about its suitability for any particular purpose. Users should make their own judgements about those matters and/or seek independent advice. You assume all risks associated with use of the data provided on this page.

Race Results

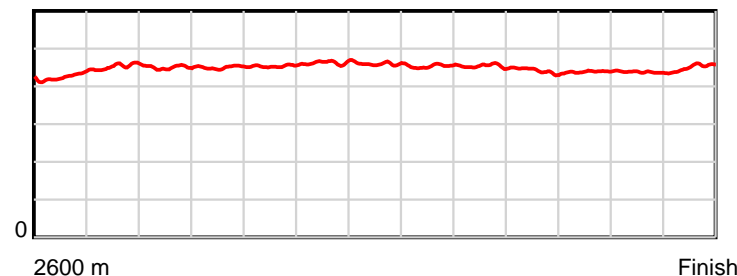
July 05, 2024, Race 9, GOLD BAND TAXIS MOBILE PACE, Distance 2600m, Addington - Survey 3200m

Result	TAB no.	Horse (Barrier)	2200m to	2000m to	1800m to	1600m to	1400m to	1200m to	1000m to	800m to	600m to	400m to	200m to	Total or	Margin
11th	10	Threebeersdeep (9)	2000m	1800m	1600m	1400m	1200m	1000m	800m	600m	400m	200m	WP	Average	
		Position in running (margin)	6(4.7)	6(8.9)	6(8.8)	6(8.7)	7(7.8)	8(8.2)	6(7.7)	7(8.1)	7(6.8)	7(7.1)	8(9.5)		18.80
		Sectional time (s)	15.57	15.13	15.66	15.82	15.48	15.12	14.90	14.33	14.43	14.54	15.56		
		Cumulative time (s)	166.54	150.97	135.84	120.18	104.36	88.88	73.76	58.86	44.53	30.10	15.56	3:16.40	
		Speed (m/s)	12.85	13.22	12.77	12.64	12.92	13.23	13.42	13.96	13.86	13.76	12.85	13.24	
		Stride length (m)	5.78	5.95	5.79	5.85	5.94	6.00	6.09	6.16	6.08	6.02	5.80	5.95	
		Stride duration (s)	0.450	0.450	0.453	0.463	0.460	0.453	0.454	0.442	0.439	0.438	0.451	0.450	
		Stride efficiency (%)	52.28	55.40	52.42	53.57	55.09	56.21	57.91	59.32	57.81	56.59	52.59	55.35	
		Stride count	34.58	33.59	34.53	34.16	33.68	33.35	32.85	32.46	32.88	33.23	34.47	436.87	

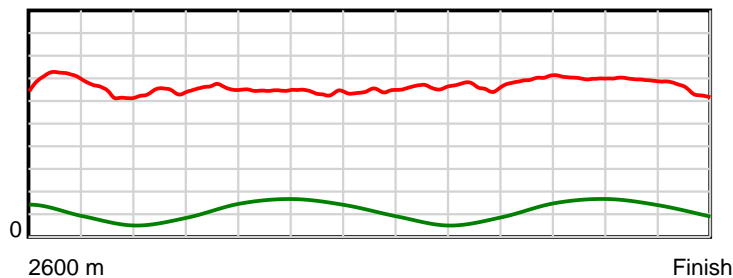
10 m Stride length



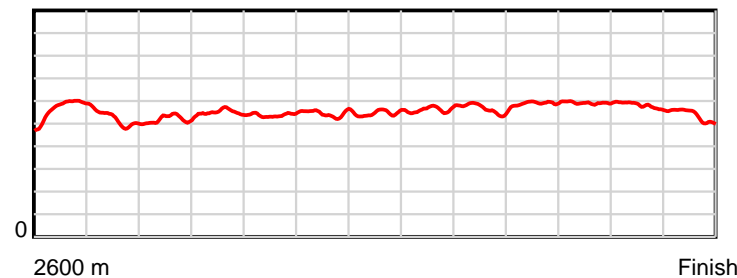
0.6 s Stride duration



20 m/sec Speed



100 % Stride efficiency



Note: Horizontal distance axis grid lines are 200m furlongs.

Disclaimer.

HRNZ and NZMTC and Thoroughbred Ratings Pty Ltd accepts no responsibility for the completeness or accuracy of any of the information contained herein, and makes no representations about its suitability for any particular purpose. Users should make their own judgements about those matters and/or seek independent advice. You assume all risks associated with use of the data provided on this page.



Race Results



July 05, 2024, Race 9, GOLD BAND TAXIS MOBILE PACE, Distance 2600m, Addington - Survey 3200m

Result	TAB no.	Horse (Barrier)	2600 to	2400m to
12th	4	Auntie Deb (4)	2400m	2200m
		Position in running (margin)	-	3(0.5)
		Sectional time (s)	13.81	16.14
		Cumulative time (s)	196.53	182.72
		Speed (m/s)	14.49	12.39
		Stride length (m)	6.18	5.59
		Stride duration (s)	0.418	0.451
		Stride efficiency (%)	59.62	48.85
		Stride count	32.38	35.77

Disclaimer.

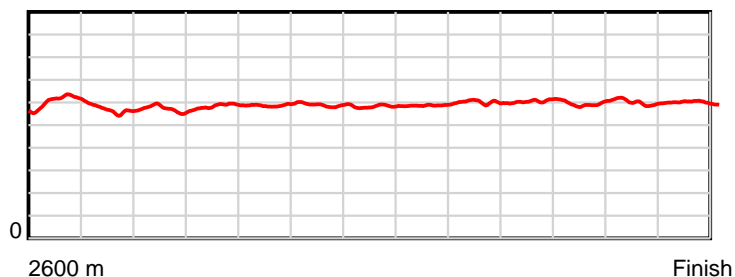
HRNZ and NZMTC and Thoroughbred Ratings Pty Ltd accepts no responsibility for the completeness or accuracy of any of the information contained herein, and makes no representations about its suitability for any particular purpose. Users should make their own judgements about those matters and/or seek independent advice. You assume all risks associated with use of the data provided on this page.

Race Results

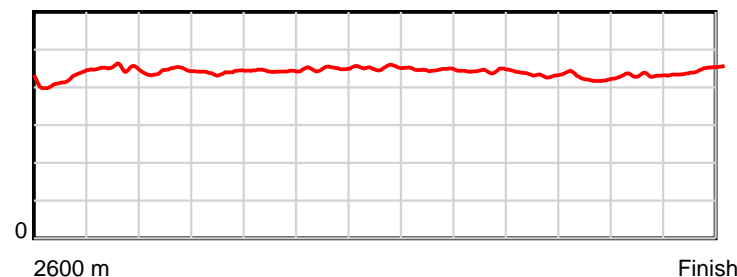
July 05, 2024, Race 9, GOLD BAND TAXIS MOBILE PACE, Distance 2600m, Addington - Survey 3200m

Result	TAB no.	Horse (Barrier)	2200m to	2000m to	1800m to	1600m to	1400m to	1200m to	1000m to	800m to	600m to	400m to	200m to	Total or	Margin
12th	4	Auntie Deb (4)	2000m	1800m	1600m	1400m	1200m	1000m	800m	600m	400m	200m	WP	Average	
		Position in running (margin)	5(4.2)	5(8.5)	5(8.5)	5(7.1)	4(5.8)	4(5.8)	7(7.8)	6(7.7)	6(6.0)	8(8.4)	12(14.2)		19.50
		Sectional time (s)	15.58	15.15	15.44	15.76	15.39	15.53	14.83	14.27	14.78	15.11	14.74		
		Cumulative time (s)	166.58	151.00	135.85	120.41	104.65	89.26	73.73	58.90	44.63	29.85	14.74	3:16.53	
		Speed (m/s)	12.84	13.20	12.95	12.69	13.00	12.88	13.49	14.02	13.53	13.24	13.57	13.23	
		Stride length (m)	5.69	5.81	5.74	5.71	5.88	5.75	5.99	6.08	5.75	5.73	6.06	5.84	
		Stride duration (s)	0.444	0.440	0.443	0.450	0.452	0.447	0.444	0.434	0.425	0.432	0.447	0.441	
		Stride efficiency (%)	50.66	52.72	51.47	51.00	53.99	51.69	55.99	57.80	51.59	51.23	57.46	53.26	
		Stride count	35.12	34.43	34.85	35.01	34.03	34.77	33.41	32.88	34.81	34.93	32.98	445.37	

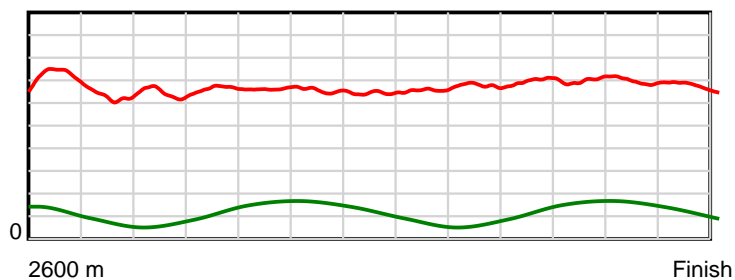
10 m Stride length



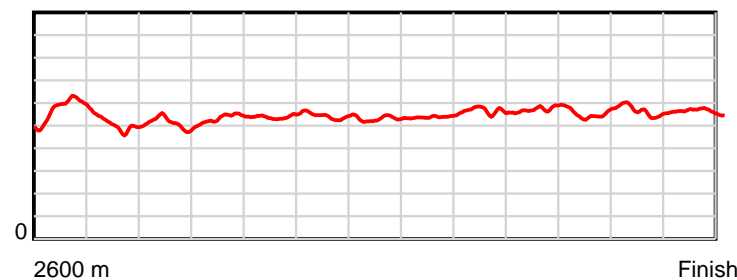
0.6 s Stride duration



20 m/sec Speed



100 % Stride efficiency



Note: Horizontal distance axis grid lines are 200m furlongs.

Disclaimer.

HRNZ and NZMTC and Thoroughbred Ratings Pty Ltd accepts no responsibility for the completeness or accuracy of any of the information contained herein, and makes no representations about its suitability for any particular purpose. Users should make their own judgements about those matters and/or seek independent advice. You assume all risks associated with use of the data provided on this page.