



Race Results

NZ Metropolitan Trotting Club Inc, HRNZ, July 07, 2024

Compilation date: July 7, 2024, 12:51:12 PM (NZST)

Copyright © 2024 HRNZ and NZMTC. All rights reserved.

Trademarks.

StrideMASTER is a registered trademark of Thoroughbred Ratings Pty Ltd.

Disclaimer.

HRNZ and NZMTC and Thoroughbred Ratings Pty Ltd accepts no responsibility for the completeness or accuracy of any of the information contained herein, and makes no representations about its suitability for any particular purpose. Users should make their own judgements about those matters and/or seek independent advice. You assume all risks associated with use of the data provided on this page.



Race Results



July 07, 2024, Race 1, REDPATHS SUPPLIERS OF EVERYTHING ELECTRICAL MOBILE PACE, Distance 2600m, Addington - Survey 3200m

Result	TAB no.	Horse (Barrier)	2600 to	2400m to
1st	2	My Ten Guitars (2)	2400m	2200m
		Position in running (margin)	-	6(5.3)
		Sectional time (s)	13.90	15.45
		Cumulative time (s)	195.50	181.60
		Speed (m/s)	14.38	12.94
		Stride length (m)	6.42	5.97
		Stride duration (s)	0.436	0.462
		Stride efficiency (%)	64.50	55.76
		Stride count	31.13	33.48

Disclaimer.

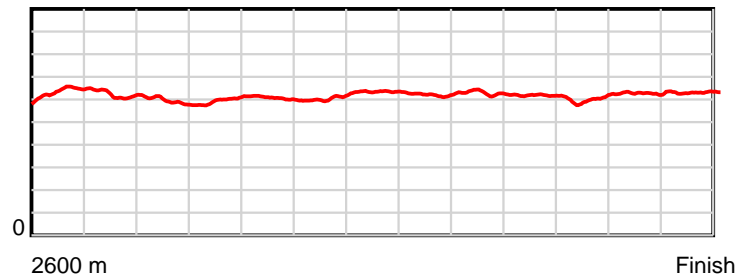
HRNZ and NZMTC and Thoroughbred Ratings Pty Ltd accepts no responsibility for the completeness or accuracy of any of the information contained herein, and makes no representations about its suitability for any particular purpose. Users should make their own judgements about those matters and/or seek independent advice. You assume all risks associated with use of the data provided on this page.

Race Results

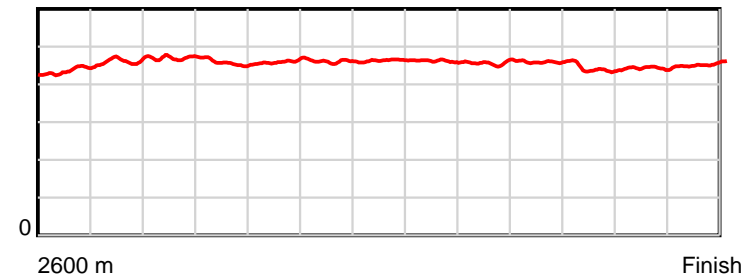
July 07, 2024, Race 1, REDPATHS SUPPLIERS OF EVERYTHING ELECTRICAL MOBILE PACE, Distance 2600m, Addington - Survey 3200m

Result	TAB no.	Horse (Barrier)	2200m to	2000m to	1800m to	1600m to	1400m to	1200m to	1000m to	800m to	600m to	400m to	200m to	Total or	Margin
1st	2	My Ten Guitars (2)	2000m	1800m	1600m	1400m	1200m	1000m	800m	600m	400m	200m	WP	Average	
		Position in running (margin)	6(9.8)	6(8.3)	6(5.4)	5(5.1)	5(5.4)	5(4.1)	5(3.9)	4(3.3)	4(3.6)	2(0.3)	1(0.0)		0.00
		Sectional time (s)	16.09	15.37	15.42	15.53	14.80	15.32	14.70	14.95	14.92	14.66	14.39		
		Cumulative time (s)	166.15	150.06	134.69	119.27	103.74	88.94	73.62	58.92	43.97	29.05	14.39	3:15.50	
		Speed (m/s)	12.43	13.01	12.97	12.88	13.51	13.05	13.61	13.38	13.40	13.64	13.90	13.30	
		Stride length (m)	5.84	5.95	5.97	5.93	6.27	6.03	6.21	6.14	5.90	6.05	6.31	6.07	
		Stride duration (s)	0.470	0.457	0.460	0.460	0.464	0.462	0.457	0.459	0.440	0.444	0.454	0.457	
		Stride efficiency (%)	53.28	55.32	55.65	54.93	61.39	56.77	60.31	58.97	54.38	57.25	62.17	57.61	
		Stride count	34.25	33.61	33.52	33.73	31.91	33.18	32.19	32.56	33.90	33.04	31.71	428.21	

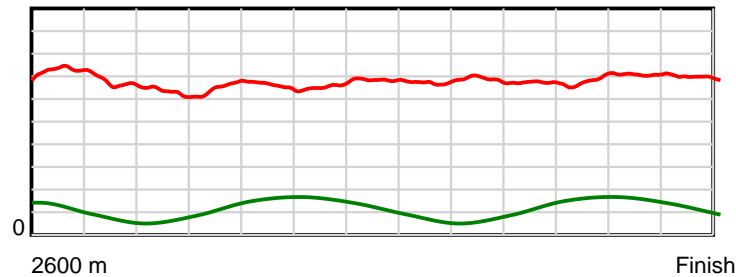
10 m Stride length



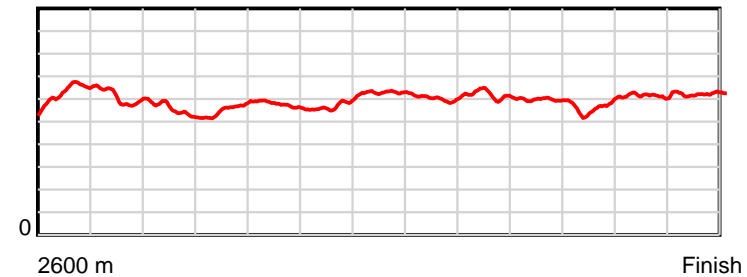
0.6 s Stride duration



20 m/sec Speed



100 % Stride efficiency



Note: Horizontal distance axis grid lines are 200m furlongs.

Disclaimer.

HRNZ and NZMTC and Thoroughbred Ratings Pty Ltd accepts no responsibility for the completeness or accuracy of any of the information contained herein, and makes no representations about its suitability for any particular purpose. Users should make their own judgements about those matters and/or seek independent advice. You assume all risks associated with use of the data provided on this page.



Race Results



July 07, 2024, Race 1, REDPATHS SUPPLIERS OF EVERYTHING ELECTRICAL MOBILE PACE, Distance 2600m, Addington - Survey 3200m

Result	TAB no.	Horse (Barrier)	2600 to	2400m to
2nd	9	Moonlite Blood (8)	2400m	2200m
		Position in running (margin)	-	12(12.0)
		Sectional time (s)	15.06	16.29
		Cumulative time (s)	195.71	180.65
		Speed (m/s)	13.28	12.28
		Stride length (m)	6.28	5.69
		Stride duration (s)	0.463	0.463
		Stride efficiency (%)	61.53	50.54
		Stride count	31.87	35.17

Disclaimer.

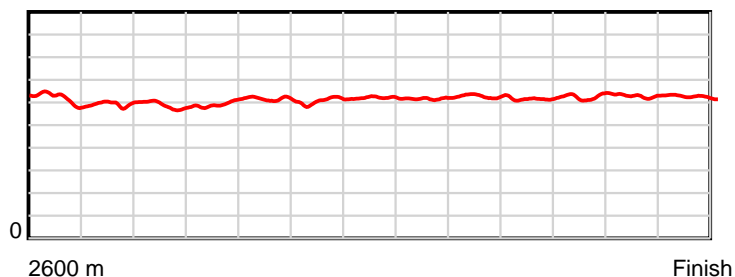
HRNZ and NZMTC and Thoroughbred Ratings Pty Ltd accepts no responsibility for the completeness or accuracy of any of the information contained herein, and makes no representations about its suitability for any particular purpose. Users should make their own judgements about those matters and/or seek independent advice. You assume all risks associated with use of the data provided on this page.

Race Results

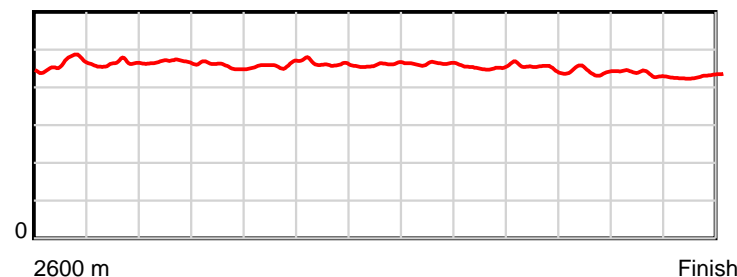
July 07, 2024, Race 1, REDPATHS SUPPLIERS OF EVERYTHING ELECTRICAL MOBILE PACE, Distance 2600m, Addington - Survey 3200m

Result	TAB no.	Horse (Barrier)	2200m to	2000m to	1800m to	1600m to	1400m to	1200m to	1000m to	800m to	600m to	400m to	200m to	Total or	Margin
2nd	9	Moonlite Blood (8)	2000m	1800m	1600m	1400m	1200m	1000m	800m	600m	400m	200m	WP	Average	
		Position in running (margin)	12(21.4)	12(19.9)	12(17.3)	12(15.0)	12(15.2)	12(14.0)	12(14.4)	12(13.1)	12(11.8)	12(6.0)	9(5.1)		1.20
		Sectional time (s)	16.08	15.43	15.09	15.51	14.81	15.41	14.60	14.67	14.50	14.56	13.70		
		Cumulative time (s)	164.36	148.28	132.85	117.76	102.25	87.44	72.03	57.43	42.76	28.26	13.70	3:15.71	
		Speed (m/s)	12.44	12.96	13.25	12.89	13.50	12.98	13.70	13.63	13.79	13.74	14.60	13.28	
		Stride length (m)	5.81	5.93	6.08	5.97	6.21	6.00	6.21	6.15	6.11	5.97	6.27	6.05	
		Stride duration (s)	0.468	0.458	0.459	0.463	0.460	0.463	0.453	0.451	0.443	0.435	0.430	0.455	
		Stride efficiency (%)	52.82	55.01	57.85	55.68	60.33	56.28	60.26	59.03	58.25	55.74	61.39	57.14	
		Stride count	34.40	33.71	32.87	33.51	32.19	33.33	32.21	32.54	32.76	33.49	31.91	429.96	

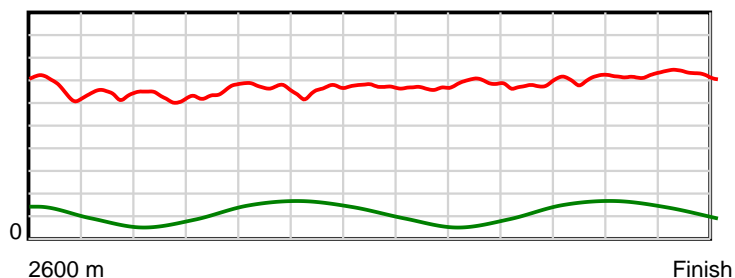
10 m Stride length



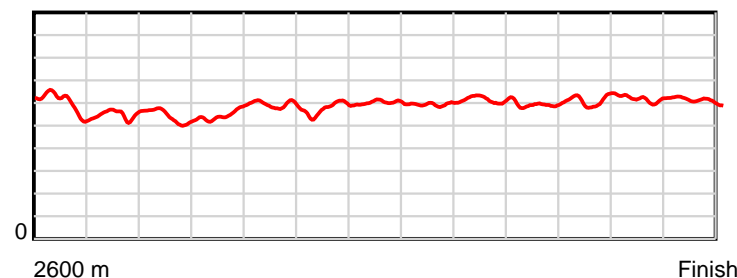
0.6 s Stride duration



20 m/sec Speed



100 % Stride efficiency



Note: Horizontal distance axis grid lines are 200m furlongs.

Disclaimer.

HRNZ and NZMTC and Thoroughbred Ratings Pty Ltd accepts no responsibility for the completeness or accuracy of any of the information contained herein, and makes no representations about its suitability for any particular purpose. Users should make their own judgements about those matters and/or seek independent advice. You assume all risks associated with use of the data provided on this page.



Race Results



July 07, 2024, Race 1, REDPATHS SUPPLIERS OF EVERYTHING ELECTRICAL MOBILE PACE, Distance 2600m, Addington - Survey 3200m

Result	TAB no.	Horse (Barrier)	2600 to	2400m to
3rd	4	Rushkinoff (4)	2400m	2200m
		Position in running (margin)	-	4(2.4)
		Sectional time (s)	13.33	15.19
		Cumulative time (s)	195.71	182.38
		Speed (m/s)	15.00	13.17
		Stride length (m)	7.00	6.45
		Stride duration (s)	0.461	0.490
		Stride efficiency (%)	76.55	64.95
		Stride count	28.58	31.02

Disclaimer.

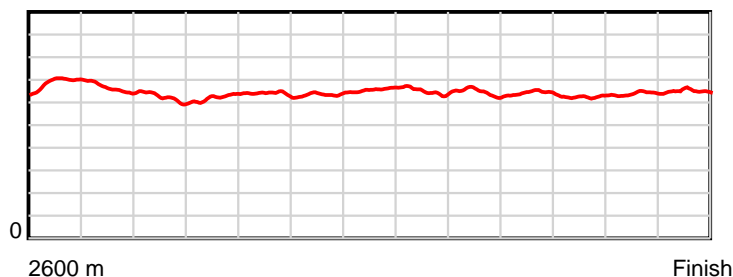
HRNZ and NZMTC and Thoroughbred Ratings Pty Ltd accepts no responsibility for the completeness or accuracy of any of the information contained herein, and makes no representations about its suitability for any particular purpose. Users should make their own judgements about those matters and/or seek independent advice. You assume all risks associated with use of the data provided on this page.

Race Results

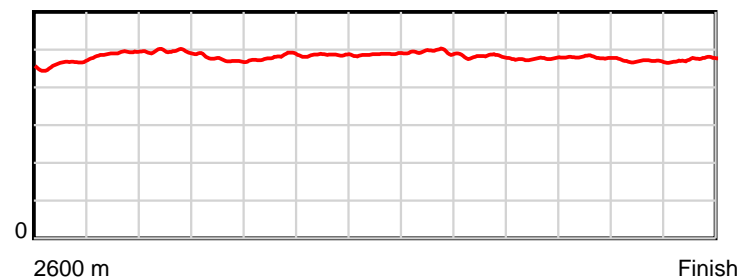
July 07, 2024, Race 1, REDPATHS SUPPLIERS OF EVERYTHING ELECTRICAL MOBILE PACE, Distance 2600m, Addington - Survey 3200m

Result	TAB no.	Horse (Barrier)	2200m to	2000m to	1800m to	1600m to	1400m to	1200m to	1000m to	800m to	600m to	400m to	200m to	Total or	Margin
3rd	4	Rushkinoff (4)	2000m	1800m	1600m	1400m	1200m	1000m	800m	600m	400m	200m	WP	Average	
		Position in running (margin)	4(5.3)	4(4.0)	2(0.6)	1(0.0)	1(0.0)	1(0.0)	1(0.0)	1(0.0)	1(0.0)	1(0.0)	2(0.3)		1.20
		Sectional time (s)	16.13	15.28	15.37	15.49	15.01	15.34	14.82	14.89	15.46	14.77	14.63		
		Cumulative time (s)	167.19	151.06	135.78	120.41	104.92	89.91	74.57	59.75	44.86	29.40	14.63	3:15.71	
		Speed (m/s)	12.40	13.09	13.01	12.91	13.32	13.04	13.50	13.43	12.94	13.54	13.67	13.28	
		Stride length (m)	6.14	6.21	6.26	6.27	6.49	6.45	6.50	6.39	6.20	6.35	6.49	6.39	
		Stride duration (s)	0.495	0.475	0.481	0.486	0.488	0.495	0.482	0.476	0.480	0.469	0.475	0.481	
		Stride efficiency (%)	58.93	60.34	61.19	61.41	65.91	64.98	66.02	63.77	60.16	63.09	65.79	63.88	
		Stride count	32.57	32.18	31.96	31.90	30.80	31.02	30.77	31.31	32.23	31.48	30.82	406.64	

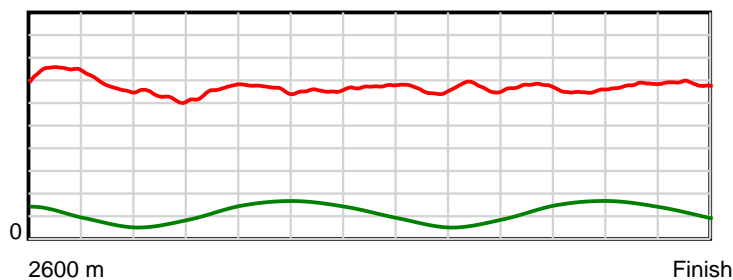
10 m Stride length



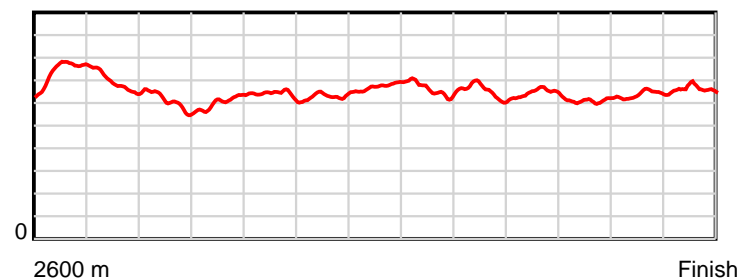
0.6 s Stride duration



20 m/sec Speed



100 % Stride efficiency



Note: Horizontal distance axis grid lines are 200m furlongs.

Disclaimer.

HRNZ and NZMTC and Thoroughbred Ratings Pty Ltd accepts no responsibility for the completeness or accuracy of any of the information contained herein, and makes no representations about its suitability for any particular purpose. Users should make their own judgements about those matters and/or seek independent advice. You assume all risks associated with use of the data provided on this page.



Race Results



July 07, 2024, Race 1, REDPATHS SUPPLIERS OF EVERYTHING ELECTRICAL MOBILE PACE, Distance 2600m, Addington - Survey 3200m

Result	TAB no.	Horse (Barrier)	2600 to	2400m to
4th	3	Moenui Miss (3)	2400m	2200m
		Position in running (margin)	-	5(2.8)
		Sectional time (s)	13.55	15.69
		Cumulative time (s)	195.73	182.18
		Speed (m/s)	14.76	12.75
		Stride length (m)	6.37	5.73
		Stride duration (s)	0.422	0.449
		Stride efficiency (%)	63.49	51.28
		Stride count	31.38	34.91

Disclaimer.

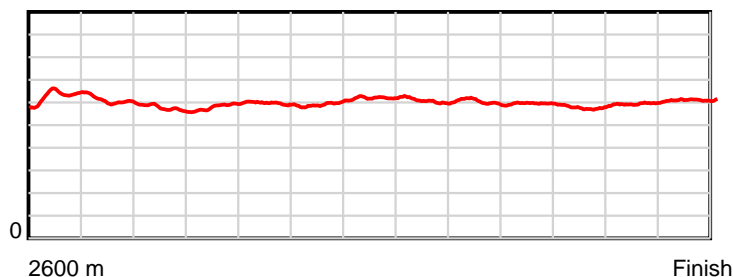
HRNZ and NZMTC and Thoroughbred Ratings Pty Ltd accepts no responsibility for the completeness or accuracy of any of the information contained herein, and makes no representations about its suitability for any particular purpose. Users should make their own judgements about those matters and/or seek independent advice. You assume all risks associated with use of the data provided on this page.

Race Results

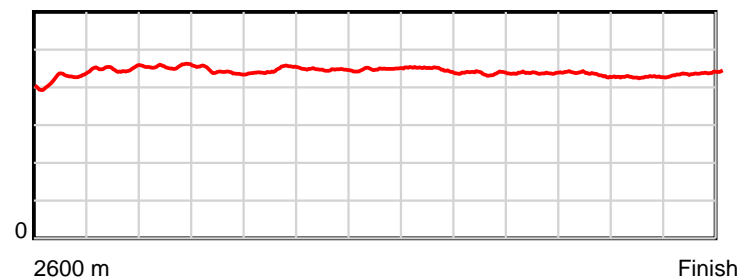
July 07, 2024, Race 1, REDPATHS SUPPLIERS OF EVERYTHING ELECTRICAL MOBILE PACE, Distance 2600m, Addington - Survey 3200m

Result	TAB no.	Horse (Barrier)	2200m to	2000m to	1800m to	1600m to	1400m to	1200m to	1000m to	800m to	600m to	400m to	200m to	Total or	Margin
4th	3	Moenui Miss (3)	2000m	1800m	1600m	1400m	1200m	1000m	800m	600m	400m	200m	WP	Average	
		Position in running (margin)	5(8.6)	5(7.1)	4(3.5)	4(3.8)	3(3.6)	3(1.6)	3(2.6)	3(2.5)	2(1.9)	4(1.5)	3(1.4)		1.30
		Sectional time (s)	16.08	15.25	15.52	15.46	14.68	15.51	14.81	14.78	15.40	14.69	14.31		
		Cumulative time (s)	166.49	150.41	135.16	119.64	104.18	89.50	73.99	59.18	44.40	29.00	14.31	3:15.73	
		Speed (m/s)	12.44	13.11	12.89	12.94	13.62	12.89	13.50	13.53	12.99	13.61	13.98	13.28	
		Stride length (m)	5.66	5.80	5.75	5.77	6.11	5.76	5.90	5.93	5.63	5.82	6.12	5.87	
		Stride duration (s)	0.455	0.442	0.446	0.446	0.449	0.447	0.437	0.439	0.433	0.427	0.438	0.442	
		Stride efficiency (%)	50.12	52.52	51.66	52.10	58.42	51.86	54.43	55.04	49.46	52.86	58.53	53.79	
		Stride count	35.31	34.50	34.78	34.64	32.71	34.72	33.89	33.70	35.55	34.39	32.68	443.16	

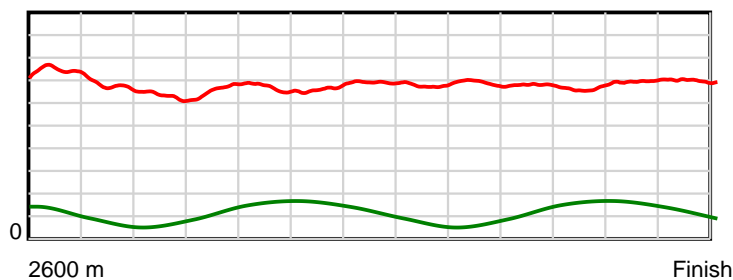
10 m Stride length



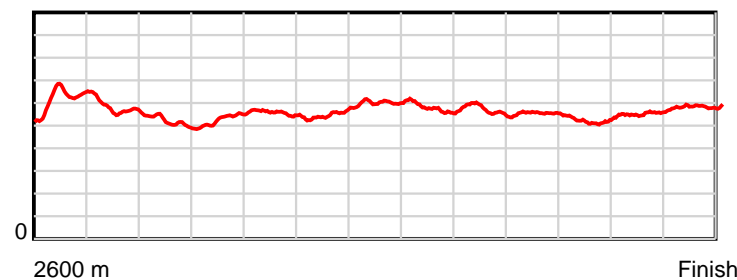
0.6 s Stride duration



20 m/sec Speed



100 % Stride efficiency



Note: Horizontal distance axis grid lines are 200m furlongs.

Disclaimer.

HRNZ and NZMTC and Thoroughbred Ratings Pty Ltd accepts no responsibility for the completeness or accuracy of any of the information contained herein, and makes no representations about its suitability for any particular purpose. Users should make their own judgements about those matters and/or seek independent advice. You assume all risks associated with use of the data provided on this page.



Race Results



July 07, 2024, Race 1, REDPATHS SUPPLIERS OF EVERYTHING ELECTRICAL MOBILE PACE, Distance 2600m, Addington - Survey 3200m

Result	TAB no.	Horse (Barrier)	2600 to	2400m to
5th	6	My Skatjie (6)	2400m	2200m
		Position in running (margin)	-	9(7.8)
		Sectional time (s)	14.40	16.17
		Cumulative time (s)	195.89	181.49
		Speed (m/s)	13.89	12.37
		Stride length (m)	6.13	5.83
		Stride duration (s)	0.433	0.471
		Stride efficiency (%)	58.71	53.04
		Stride count	32.63	34.33

Disclaimer.

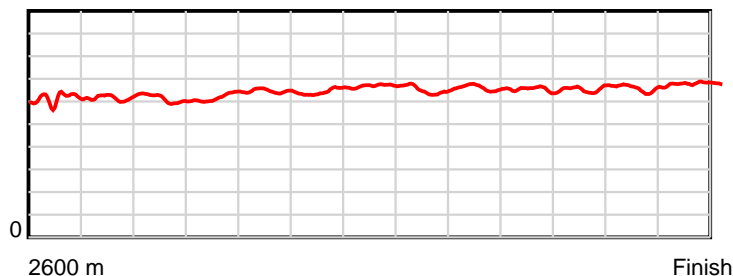
HRNZ and NZMTC and Thoroughbred Ratings Pty Ltd accepts no responsibility for the completeness or accuracy of any of the information contained herein, and makes no representations about its suitability for any particular purpose. Users should make their own judgements about those matters and/or seek independent advice. You assume all risks associated with use of the data provided on this page.

Race Results

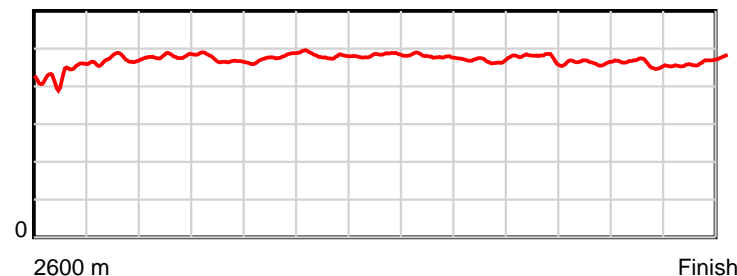
July 07, 2024, Race 1, REDPATHS SUPPLIERS OF EVERYTHING ELECTRICAL MOBILE PACE, Distance 2600m, Addington - Survey 3200m

Result	TAB no.	Horse (Barrier)	2200m to	2000m to	1800m to	1600m to	1400m to	1200m to	1000m to	800m to	600m to	400m to	200m to	Total or	Margin
5th	6	My Skatjie (6)	2000m	1800m	1600m	1400m	1200m	1000m	800m	600m	400m	200m	WP	Average	
		Position in running (margin)	10(16.5)	10(15.5)	10(12.5)	10(12.1)	10(11.5)	10(9.4)	10(10.6)	10(9.8)	9(8.4)	9(4.7)	7(3.9)		2.10
		Sectional time (s)	16.17	15.34	15.41	15.38	14.67	15.53	14.68	14.67	14.84	14.58	14.05		
		Cumulative time (s)	165.32	149.15	133.81	118.40	103.02	88.35	72.82	58.14	43.47	28.63	14.05	3:15.89	
		Speed (m/s)	12.37	13.04	12.98	13.00	13.63	12.88	13.62	13.63	13.48	13.72	14.23	13.27	
		Stride length (m)	5.93	6.15	6.20	6.25	6.58	6.17	6.40	6.47	6.24	6.29	6.65	6.25	
		Stride duration (s)	0.480	0.472	0.478	0.481	0.483	0.479	0.470	0.475	0.463	0.459	0.467	0.471	
		Stride efficiency (%)	54.98	59.09	60.02	61.08	67.72	59.44	63.98	65.47	60.85	61.88	69.18	60.95	
		Stride count	33.72	32.52	32.27	31.99	30.38	32.43	31.26	30.90	32.05	31.78	30.06	416.32	

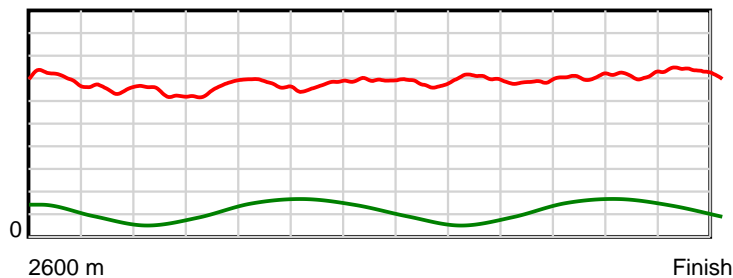
10 m Stride length



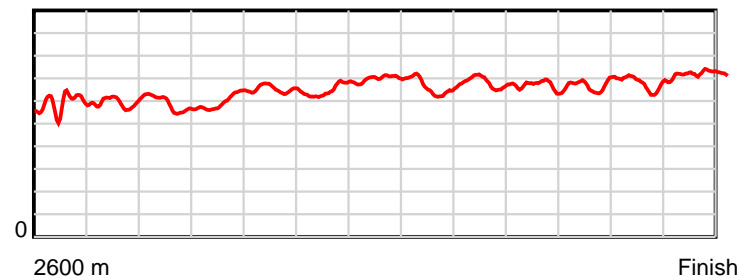
0.6 s Stride duration



20 m/sec Speed



100 % Stride efficiency



Note: Horizontal distance axis grid lines are 200m furlongs.

Disclaimer.

HRNZ and NZMTC and Thoroughbred Ratings Pty Ltd accepts no responsibility for the completeness or accuracy of any of the information contained herein, and makes no representations about its suitability for any particular purpose. Users should make their own judgements about those matters and/or seek independent advice. You assume all risks associated with use of the data provided on this page.



Race Results



July 07, 2024, Race 1, REDPATHS SUPPLIERS OF EVERYTHING ELECTRICAL MOBILE PACE, Distance 2600m, Addington - Survey 3200m

Result	TAB no.	Horse (Barrier)	2600 to	2400m to
6th	5	The Mandaloria... (5)	2400m	2200m
		Position in running (margin)	-	1(0.0)
		Sectional time (s)	13.12	14.71
		Cumulative time (s)	195.91	182.79
		Speed (m/s)	15.24	13.60
		Stride length (m)	6.63	6.23
		Stride duration (s)	0.427	0.458
		Stride efficiency (%)	68.70	60.65
		Stride count	30.16	32.10

Disclaimer.

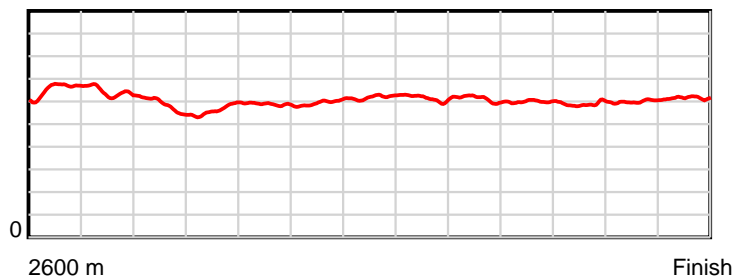
HRNZ and NZMTC and Thoroughbred Ratings Pty Ltd accepts no responsibility for the completeness or accuracy of any of the information contained herein, and makes no representations about its suitability for any particular purpose. Users should make their own judgements about those matters and/or seek independent advice. You assume all risks associated with use of the data provided on this page.

Race Results

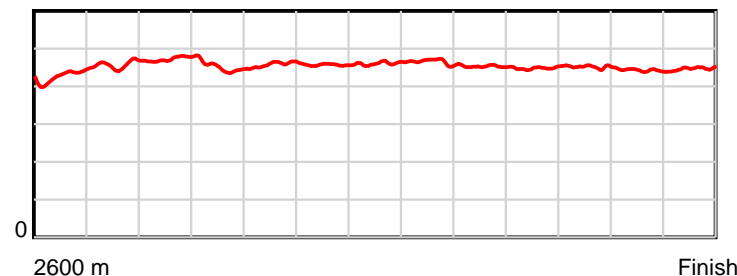
July 07, 2024, Race 1, REDPATHS SUPPLIERS OF EVERYTHING ELECTRICAL MOBILE PACE, Distance 2600m, Addington - Survey 3200m

Result	TAB no.	Horse (Barrier)	2200m to	2000m to	1800m to	1600m to	1400m to	1200m to	1000m to	800m to	600m to	400m to	200m to	Total or	Margin
6th	5	The Mandaloria... (5)	2000m	1800m	1600m	1400m	1200m	1000m	800m	600m	400m	200m	WP	Average	
		Position in running (margin)	1(0.0)	1(0.0)	1(0.0)	2(1.1)	2(1.8)	2(1.4)	2(2.1)	2(2.1)	3(1.9)	3(1.2)	4(1.9)		2.20
		Sectional time (s)	16.34	15.85	15.65	15.62	14.94	15.46	14.81	14.86	15.34	14.84	14.37		
		Cumulative time (s)	168.08	151.74	135.89	120.24	104.62	89.68	74.22	59.41	44.55	29.21	14.37	3:15.91	
		Speed (m/s)	12.24	12.62	12.78	12.80	13.39	12.94	13.50	13.46	13.04	13.48	13.92	13.27	
		Stride length (m)	5.78	5.71	5.85	5.85	6.17	6.02	6.11	6.03	5.89	5.96	6.23	6.03	
		Stride duration (s)	0.472	0.452	0.458	0.457	0.461	0.465	0.452	0.448	0.452	0.442	0.447	0.454	
		Stride efficiency (%)	52.24	50.94	53.54	53.48	59.48	56.60	58.27	56.91	54.27	55.55	60.59	56.77	
		Stride count	34.59	35.03	34.17	34.19	32.42	33.23	32.75	33.14	33.94	33.54	32.12	431.38	

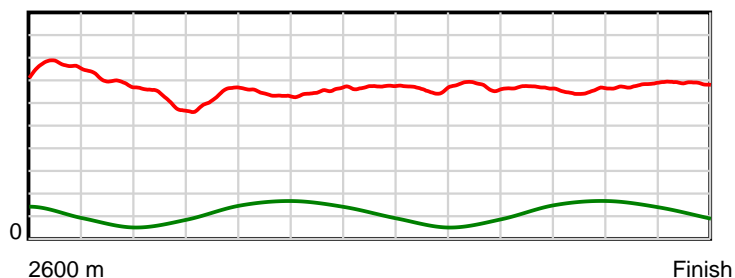
10 m Stride length



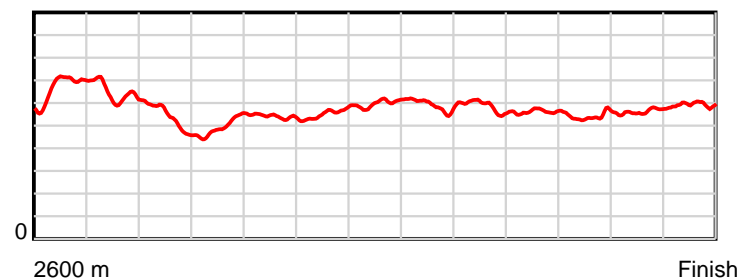
0.6 s Stride duration



20 m/sec Speed



100 % Stride efficiency



Note: Horizontal distance axis grid lines are 200m furlongs.

Disclaimer.

HRNZ and NZMTC and Thoroughbred Ratings Pty Ltd accepts no responsibility for the completeness or accuracy of any of the information contained herein, and makes no representations about its suitability for any particular purpose. Users should make their own judgements about those matters and/or seek independent advice. You assume all risks associated with use of the data provided on this page.



Race Results



July 07, 2024, Race 1, REDPATHS SUPPLIERS OF EVERYTHING ELECTRICAL MOBILE PACE, Distance 2600m, Addington - Survey 3200m

Result	TAB no.	Horse (Barrier)	2600 to	2400m to
7th	8	Whosdreamingno... (7)	2400m	2200m
		Position in running (margin)	-	11(10.3)
		Sectional time (s)	14.69	16.15
		Cumulative time (s)	196.06	181.37
		Speed (m/s)	13.61	12.38
		Stride length (m)	6.48	5.98
		Stride duration (s)	0.468	0.483
		Stride efficiency (%)	65.67	55.88
		Stride count	30.85	33.44

Disclaimer.

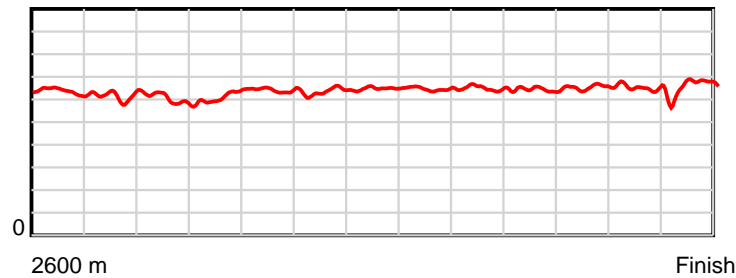
HRNZ and NZMTC and Thoroughbred Ratings Pty Ltd accepts no responsibility for the completeness or accuracy of any of the information contained herein, and makes no representations about its suitability for any particular purpose. Users should make their own judgements about those matters and/or seek independent advice. You assume all risks associated with use of the data provided on this page.

Race Results

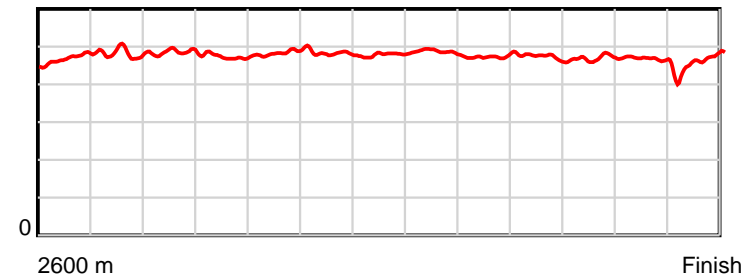
July 07, 2024, Race 1, REDPATHS SUPPLIERS OF EVERYTHING ELECTRICAL MOBILE PACE, Distance 2600m, Addington - Survey 3200m

Result	TAB no.	Horse (Barrier)	2200m to	2000m to	1800m to	1600m to	1400m to	1200m to	1000m to	800m to	600m to	400m to	200m to	Total or	Margin
7th	8	Whosdreamingno... (7)	2000m	1800m	1600m	1400m	1200m	1000m	800m	600m	400m	200m	WP	Average	
		Position in running (margin)	11(19.0)	11(17.0)	11(14.9)	11(12.4)	11(12.8)	11(11.6)	11(12.2)	11(11.1)	11(10.1)	10(5.0)	10(5.7)		3.10
		Sectional time (s)	16.01	15.48	15.06	15.56	14.81	15.45	14.62	14.73	14.60	14.85	14.05		
		Cumulative time (s)	165.22	149.21	133.73	118.67	103.11	88.30	72.85	58.23	43.50	28.90	14.05	3:16.06	
		Speed (m/s)	12.49	12.92	13.28	12.85	13.50	12.94	13.68	13.58	13.70	13.47	14.23	13.26	
		Stride length (m)	6.06	6.12	6.42	6.21	6.46	6.29	6.49	6.41	6.43	6.20	6.58	6.31	
		Stride duration (s)	0.485	0.474	0.483	0.483	0.479	0.486	0.474	0.472	0.470	0.460	0.462	0.476	
		Stride efficiency (%)	57.43	58.56	64.40	60.26	65.24	61.91	65.81	64.16	64.68	60.13	67.72	62.30	
		Stride count	32.99	32.67	31.15	32.21	30.95	31.77	30.82	31.21	31.09	32.24	30.38	411.77	

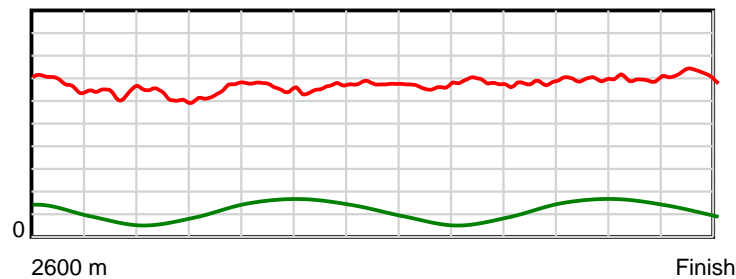
10 m Stride length



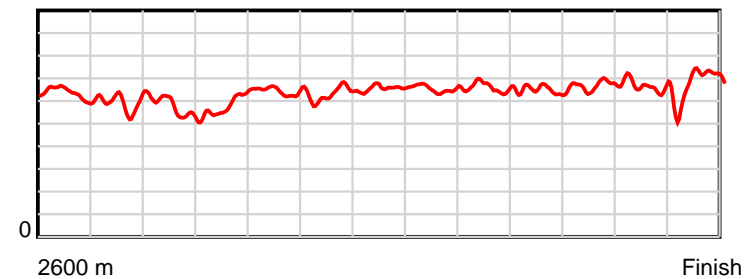
0.6 s Stride duration



20 m/sec Speed



100 % Stride efficiency



Note: Horizontal distance axis grid lines are 200m furlongs.

Disclaimer.

HRNZ and NZMTC and Thoroughbred Ratings Pty Ltd accepts no responsibility for the completeness or accuracy of any of the information contained herein, and makes no representations about its suitability for any particular purpose. Users should make their own judgements about those matters and/or seek independent advice. You assume all risks associated with use of the data provided on this page.



Race Results



July 07, 2024, Race 1, REDPATHS SUPPLIERS OF EVERYTHING ELECTRICAL MOBILE PACE, Distance 2600m, Addington - Survey 3200m

Result	TAB no.	Horse (Barrier)	2600 to	2400m to
8th	10	Pacific Thunde... (9)	2400m	2200m
		Position in running (margin)	-	3(2.0)
		Sectional time (s)	13.27	15.05
		Cumulative time (s)	196.16	182.89
		Speed (m/s)	15.07	13.29
		Stride length (m)	6.35	5.88
		Stride duration (s)	0.407	0.443
		Stride efficiency (%)	63.10	54.08
		Stride count	31.47	34.00

Disclaimer.

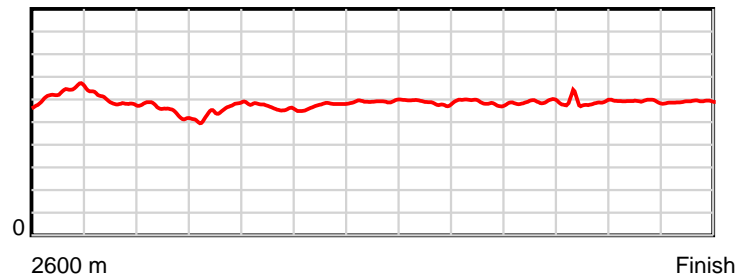
HRNZ and NZMTC and Thoroughbred Ratings Pty Ltd accepts no responsibility for the completeness or accuracy of any of the information contained herein, and makes no representations about its suitability for any particular purpose. Users should make their own judgements about those matters and/or seek independent advice. You assume all risks associated with use of the data provided on this page.

Race Results

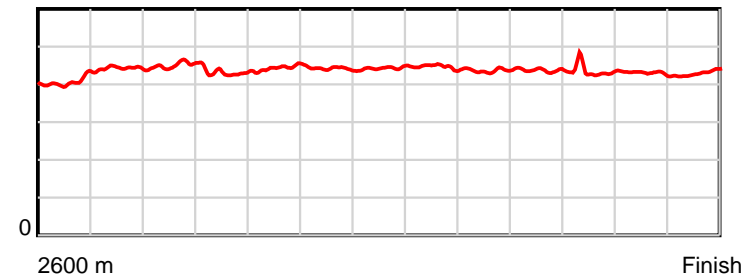
July 07, 2024, Race 1, REDPATHS SUPPLIERS OF EVERYTHING ELECTRICAL MOBILE PACE, Distance 2600m, Addington - Survey 3200m

Result	TAB no.	Horse (Barrier)	2200m to	2000m to	1800m to	1600m to	1400m to	1200m to	1000m to	800m to	600m to	400m to	200m to	Total or	Margin
8th	10	Pacific Thunde... (9)	2000m	1800m	1600m	1400m	1200m	1000m	800m	600m	400m	200m	WP	Average	
		Position in running (margin)	3(4.1)	3(3.6)	5(3.7)	6(5.3)	6(5.6)	6(5.5)	6(5.7)	7(5.7)	7(5.7)	5(2.9)	5(3.3)		3.60
		Sectional time (s)	16.26	15.86	15.75	15.54	15.00	15.36	14.82	14.89	15.00	14.78	14.58		
		Cumulative time (s)	167.84	151.58	135.72	119.97	104.43	89.43	74.07	59.25	44.36	29.36	14.58	3:16.16	
		Speed (m/s)	12.30	12.61	12.70	12.87	13.33	13.02	13.50	13.43	13.33	13.53	13.72	13.25	
		Stride length (m)	5.54	5.46	5.63	5.69	5.91	5.81	5.89	5.88	5.79	5.82	5.91	5.80	
		Stride duration (s)	0.450	0.433	0.443	0.442	0.443	0.446	0.437	0.437	0.434	0.430	0.431	0.438	
		Stride efficiency (%)	47.91	46.61	49.55	50.60	54.52	52.76	54.26	53.95	52.38	52.86	54.54	52.65	
		Stride count	36.12	36.62	35.52	35.15	33.86	34.42	33.94	34.04	34.55	34.39	33.85	447.93	

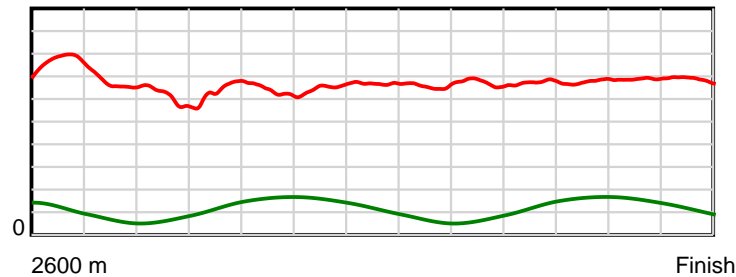
10 m Stride length



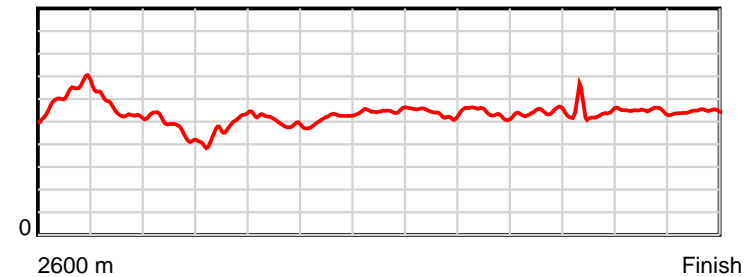
0.6 s Stride duration



20 m/sec Speed



100 % Stride efficiency



Note: Horizontal distance axis grid lines are 200m furlongs.

Disclaimer.

HRNZ and NZMTC and Thoroughbred Ratings Pty Ltd accepts no responsibility for the completeness or accuracy of any of the information contained herein, and makes no representations about its suitability for any particular purpose. Users should make their own judgements about those matters and/or seek independent advice. You assume all risks associated with use of the data provided on this page.



Race Results



July 07, 2024, Race 1, REDPATHS SUPPLIERS OF EVERYTHING ELECTRICAL MOBILE PACE, Distance 2600m, Addington - Survey 3200m

Result	TAB no.	Horse (Barrier)	2600 to	2400m to
9th	11	The Golden Ski... (10)	2400m	2200m
		Position in running (margin)	-	7(7.6)
		Sectional time (s)	14.18	15.38
		Cumulative time (s)	196.20	182.02
		Speed (m/s)	14.10	13.00
		Stride length (m)	6.96	6.41
		Stride duration (s)	0.473	0.493
		Stride efficiency (%)	75.59	64.29
		Stride count	28.76	31.18

Disclaimer.

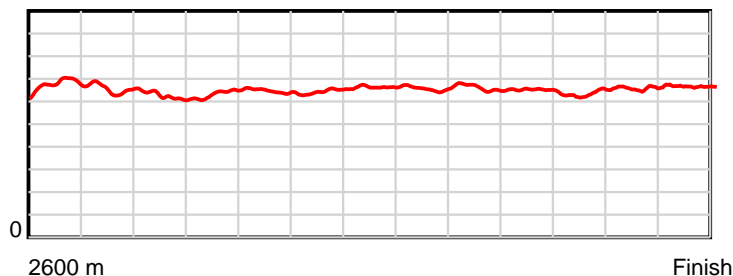
HRNZ and NZMTC and Thoroughbred Ratings Pty Ltd accepts no responsibility for the completeness or accuracy of any of the information contained herein, and makes no representations about its suitability for any particular purpose. Users should make their own judgements about those matters and/or seek independent advice. You assume all risks associated with use of the data provided on this page.

Race Results

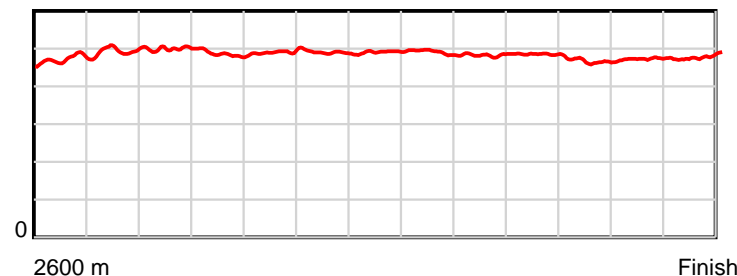
July 07, 2024, Race 1, REDPATHS SUPPLIERS OF EVERYTHING ELECTRICAL MOBILE PACE, Distance 2600m, Addington - Survey 3200m

Result	TAB no.	Horse (Barrier)	2200m to	2000m to	1800m to	1600m to	1400m to	1200m to	1000m to	800m to	600m to	400m to	200m to	Total or	Margin
9th	11	The Golden Ski... (10)	2000m	1800m	1600m	1400m	1200m	1000m	800m	600m	400m	200m	WP	Average	
		Position in running (margin)	7(11.7)	8(10.2)	8(7.4)	7(6.9)	7(7.2)	7(6.1)	7(5.9)	6(5.3)	6(5.5)	6(3.0)	6(3.9)		3.80
		Sectional time (s)	16.09	15.39	15.38	15.55	14.83	15.30	14.71	14.94	15.03	14.86	14.56		
		Cumulative time (s)	166.64	150.55	135.16	119.78	104.23	89.40	74.10	59.39	44.45	29.42	14.56	3:16.20	
		Speed (m/s)	12.43	13.00	13.00	12.86	13.49	13.07	13.60	13.39	13.31	13.46	13.74	13.25	
		Stride length (m)	6.21	6.32	6.39	6.29	6.62	6.41	6.57	6.49	6.20	6.36	6.57	6.44	
		Stride duration (s)	0.499	0.486	0.491	0.489	0.491	0.490	0.484	0.485	0.466	0.473	0.478	0.486	
		Stride efficiency (%)	60.21	62.41	63.75	61.90	68.49	64.12	67.52	65.77	60.09	63.18	67.43	64.80	
		Stride count	32.22	31.65	31.31	31.78	30.21	31.22	30.43	30.83	32.25	31.45	30.45	403.74	

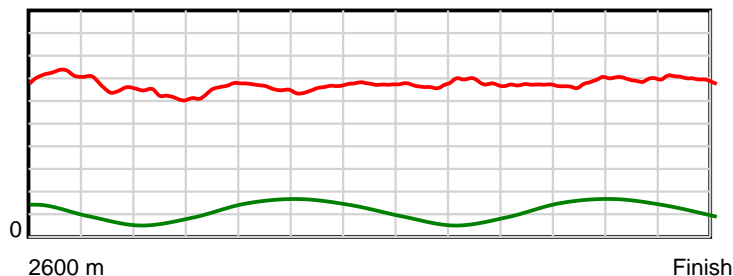
10 m Stride length



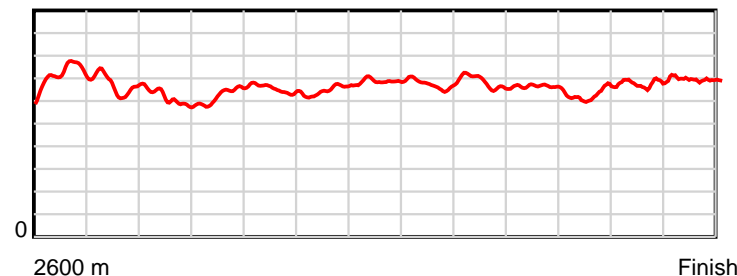
0.6 s Stride duration



20 m/sec Speed



100 % Stride efficiency



Note: Horizontal distance axis grid lines are 200m furlongs.

Disclaimer.

HRNZ and NZMTC and Thoroughbred Ratings Pty Ltd accepts no responsibility for the completeness or accuracy of any of the information contained herein, and makes no representations about its suitability for any particular purpose. Users should make their own judgements about those matters and/or seek independent advice. You assume all risks associated with use of the data provided on this page.



Race Results



July 07, 2024, Race 1, REDPATHS SUPPLIERS OF EVERYTHING ELECTRICAL MOBILE PACE, Distance 2600m, Addington - Survey 3200m

Result	TAB no.	Horse (Barrier)	2600 to	2400m to
10th	12	Belmont Valor (11)	2400m	2200m
		Position in running (margin)	-	10(9.7)
		Sectional time (s)	14.52	15.12
		Cumulative time (s)	196.23	181.71
		Speed (m/s)	13.77	13.23
		Stride length (m)	6.55	6.32
		Stride duration (s)	0.458	0.477
		Stride efficiency (%)	67.01	62.36
		Stride count	30.54	31.66

Disclaimer.

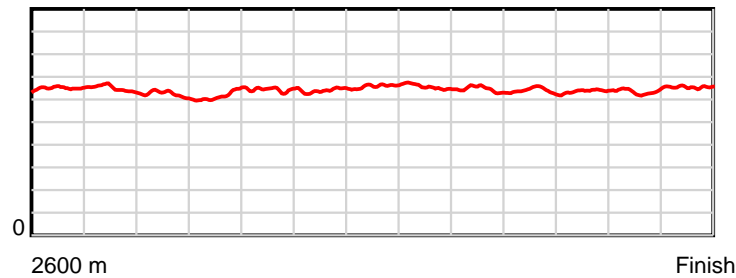
HRNZ and NZMTC and Thoroughbred Ratings Pty Ltd accepts no responsibility for the completeness or accuracy of any of the information contained herein, and makes no representations about its suitability for any particular purpose. Users should make their own judgements about those matters and/or seek independent advice. You assume all risks associated with use of the data provided on this page.

Race Results

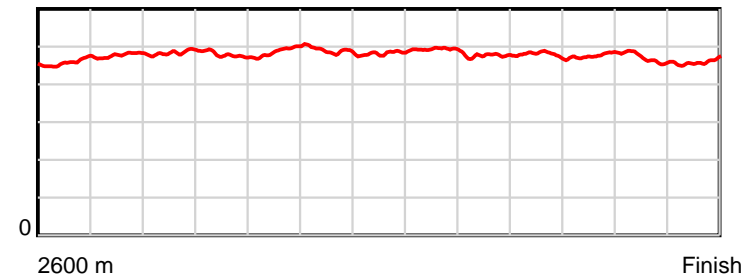
July 07, 2024, Race 1, REDPATHS SUPPLIERS OF EVERYTHING ELECTRICAL MOBILE PACE, Distance 2600m, Addington - Survey 3200m

Result	TAB no.	Horse (Barrier)	2200m to	2000m to	1800m to	1600m to	1400m to	1200m to	1000m to	800m to	600m to	400m to	200m to	Total or	Margin
10th	12	Belmont Valor (11)	2000m	1800m	1600m	1400m	1200m	1000m	800m	600m	400m	200m	WP	Average	
		Position in running (margin)	8(12.2)	7(8.4)	7(7.2)	8(8.6)	8(8.2)	8(7.0)	8(8.1)	9(8.0)	10(8.7)	11(5.2)	11(6.0)		3.90
		Sectional time (s)	15.71	15.66	15.70	15.43	14.82	15.53	14.79	15.01	14.88	14.85	14.21		
		Cumulative time (s)	166.59	150.88	135.22	119.52	104.09	89.27	73.74	58.95	43.94	29.06	14.21	3:16.23	
		Speed (m/s)	12.73	12.77	12.74	12.96	13.50	12.88	13.52	13.32	13.44	13.47	14.07	13.25	
		Stride length (m)	6.16	6.11	6.22	6.33	6.52	6.35	6.42	6.39	6.41	6.32	6.48	6.35	
		Stride duration (s)	0.484	0.479	0.489	0.488	0.483	0.493	0.475	0.479	0.477	0.469	0.460	0.479	
		Stride efficiency (%)	59.34	58.39	60.55	62.56	66.41	63.08	64.33	63.73	64.18	62.39	65.57	62.99	
		Stride count	32.46	32.72	32.13	31.61	30.68	31.48	31.17	31.32	31.21	31.65	30.88	409.51	

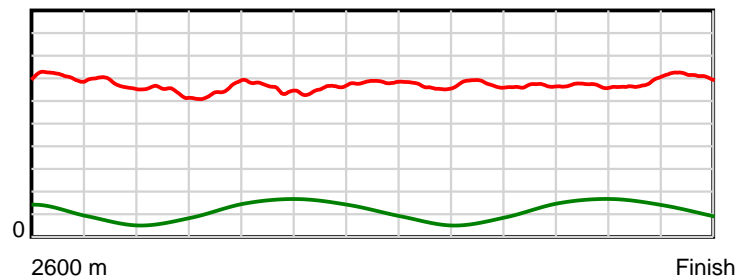
10 m Stride length



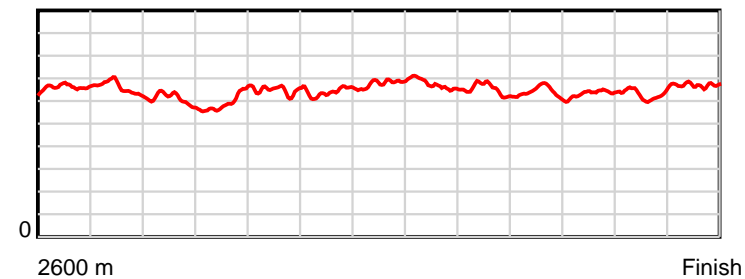
0.6 s Stride duration



20 m/sec Speed



100 % Stride efficiency



Note: Horizontal distance axis grid lines are 200m furlongs.

Disclaimer.

HRNZ and NZMTC and Thoroughbred Ratings Pty Ltd accepts no responsibility for the completeness or accuracy of any of the information contained herein, and makes no representations about its suitability for any particular purpose. Users should make their own judgements about those matters and/or seek independent advice. You assume all risks associated with use of the data provided on this page.



Race Results



July 07, 2024, Race 1, REDPATHS SUPPLIERS OF EVERYTHING ELECTRICAL MOBILE PACE, Distance 2600m, Addington - Survey 3200m

Result	TAB no.	Horse (Barrier)	2600 to	2400m to
11th	13	Ambleside Driv... (12)	2400m	2200m
		Position in running (margin)	-	8(7.7)
		Sectional time (s)	14.34	15.83
		Cumulative time (s)	196.26	181.92
		Speed (m/s)	13.94	12.63
		Stride length (m)	6.73	6.13
		Stride duration (s)	0.457	0.485
		Stride efficiency (%)	70.73	58.75
		Stride count	29.73	32.62

Disclaimer.

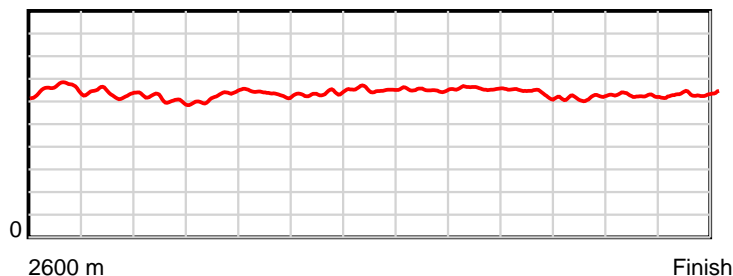
HRNZ and NZMTC and Thoroughbred Ratings Pty Ltd accepts no responsibility for the completeness or accuracy of any of the information contained herein, and makes no representations about its suitability for any particular purpose. Users should make their own judgements about those matters and/or seek independent advice. You assume all risks associated with use of the data provided on this page.

Race Results

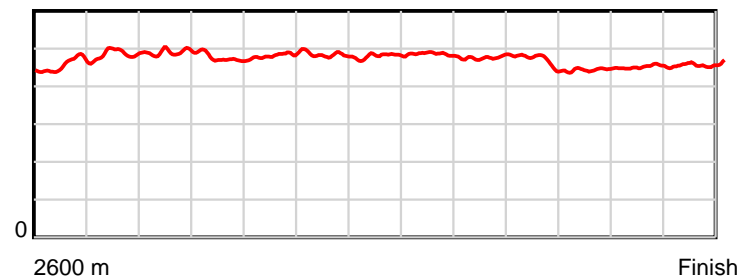
July 07, 2024, Race 1, REDPATHS SUPPLIERS OF EVERYTHING ELECTRICAL MOBILE PACE, Distance 2600m, Addington - Survey 3200m

Result	TAB no.	Horse (Barrier)	2200m to	2000m to	1800m to	1600m to	1400m to	1200m to	1000m to	800m to	600m to	400m to	200m to	Total or	Margin
11th	13	Ambleside Driv... (12)	2000m	1800m	1600m	1400m	1200m	1000m	800m	600m	400m	200m	WP	Average	
		Position in running (margin)	9(14.4)	9(12.5)	9(9.1)	9(10.1)	9(9.5)	9(8.1)	9(8.2)	8(7.8)	8(6.2)	7(3.0)	8(4.0)		4.10
		Sectional time (s)	16.02	15.28	15.64	15.39	14.77	15.36	14.76	14.62	14.92	14.88	14.45		
		Cumulative time (s)	166.09	150.07	134.79	119.15	103.76	88.99	73.63	58.87	44.25	29.33	14.45	3:16.26	
		Speed (m/s)	12.48	13.09	12.79	13.00	13.54	13.02	13.55	13.68	13.40	13.44	13.84	13.25	
		Stride length (m)	6.12	6.23	6.18	6.27	6.51	6.31	6.47	6.35	5.96	6.08	6.35	6.28	
		Stride duration (s)	0.490	0.476	0.483	0.483	0.481	0.484	0.477	0.465	0.445	0.452	0.459	0.474	
		Stride efficiency (%)	58.55	60.57	59.65	61.48	66.25	62.17	65.32	63.07	55.55	57.71	62.99	61.58	
		Stride count	32.67	32.12	32.37	31.89	30.72	31.71	30.93	31.48	33.54	32.91	31.50	414.19	

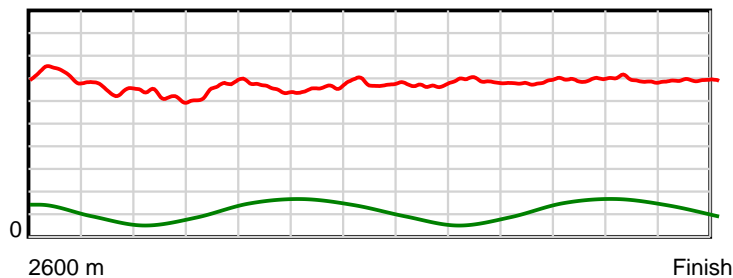
10 m Stride length



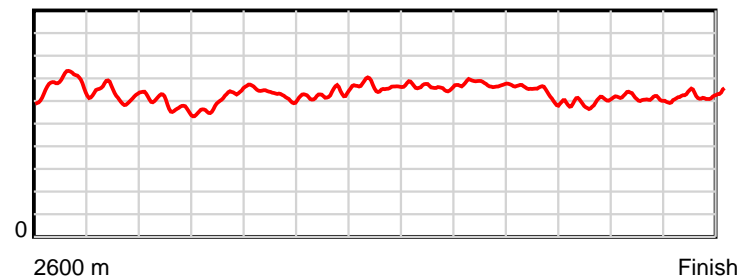
0.6 s Stride duration



20 m/sec Speed



100 % Stride efficiency



Note: Horizontal distance axis grid lines are 200m furlongs.

Disclaimer.

HRNZ and NZMTC and Thoroughbred Ratings Pty Ltd accepts no responsibility for the completeness or accuracy of any of the information contained herein, and makes no representations about its suitability for any particular purpose. Users should make their own judgements about those matters and/or seek independent advice. You assume all risks associated with use of the data provided on this page.



Race Results



July 07, 2024, Race 1, REDPATHS SUPPLIERS OF EVERYTHING ELECTRICAL MOBILE PACE, Distance 2600m, Addington - Survey 3200m

Result	TAB no.	Horse (Barrier)	2600 to	2400m to
12th	1	Tasi Ahnau (1)	2400m	2200m
		Position in running (margin)	-	2(0.2)
		Sectional time (s)	12.99	15.02
		Cumulative time (s)	199.12	186.13
		Speed (m/s)	15.39	13.32
		Stride length (m)	7.03	6.66
		Stride duration (s)	0.450	0.500
		Stride efficiency (%)	77.14	69.27
		Stride count	28.46	30.04

Disclaimer.

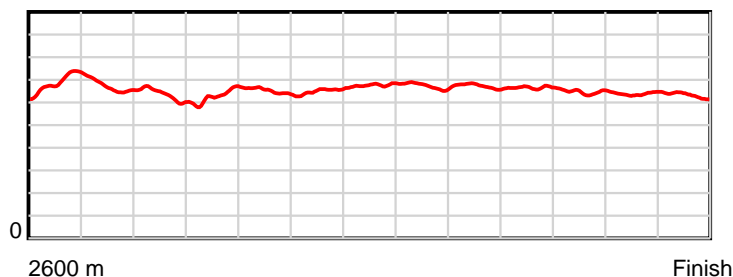
HRNZ and NZMTC and Thoroughbred Ratings Pty Ltd accepts no responsibility for the completeness or accuracy of any of the information contained herein, and makes no representations about its suitability for any particular purpose. Users should make their own judgements about those matters and/or seek independent advice. You assume all risks associated with use of the data provided on this page.

Race Results

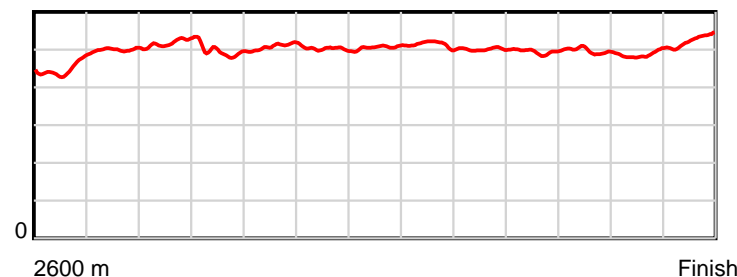
July 07, 2024, Race 1, REDPATHS SUPPLIERS OF EVERYTHING ELECTRICAL MOBILE PACE, Distance 2600m, Addington - Survey 3200m

Result	TAB no.	Horse (Barrier)	2200m to	2000m to	1800m to	1600m to	1400m to	1200m to	1000m to	800m to	600m to	400m to	200m to	Total or	Margin
12th	1	Tasi Ahnau (1)	2000m	1800m	1600m	1400m	1200m	1000m	800m	600m	400m	200m	WP	Average	
		Position in running (margin)	2(2.0)	2(1.8)	3(1.7)	3(3.1)	4(3.7)	4(3.2)	4(3.8)	5(3.9)	5(3.8)	8(3.1)	12(7.4)		19.60
		Sectional time (s)	16.30	15.84	15.71	15.60	14.93	15.43	14.84	14.87	15.34	15.44	16.81		
		Cumulative time (s)	171.11	154.81	138.97	123.26	107.66	92.73	77.30	62.46	47.59	32.25	16.81	3:19.12	
		Speed (m/s)	12.27	12.63	12.73	12.82	13.40	12.96	13.48	13.45	13.04	12.95	11.90	13.06	
		Stride length (m)	6.36	6.27	6.47	6.44	6.78	6.65	6.75	6.65	6.48	6.32	6.27	6.54	
		Stride duration (s)	0.518	0.497	0.508	0.502	0.506	0.513	0.501	0.495	0.497	0.488	0.527	0.501	
		Stride efficiency (%)	63.26	61.53	65.49	64.80	71.81	69.19	71.16	69.17	65.63	62.45	61.33	66.88	
		Stride count	31.43	31.87	30.90	31.06	29.50	30.06	29.64	30.06	30.86	31.64	31.92	397.44	

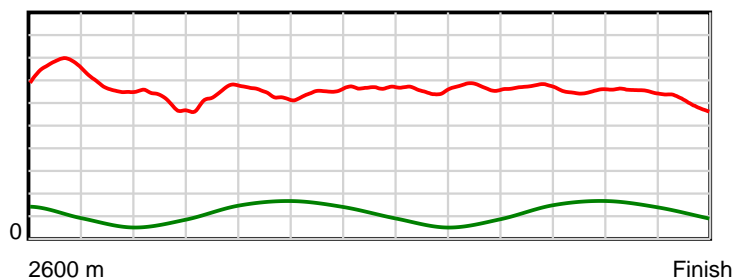
10 m Stride length



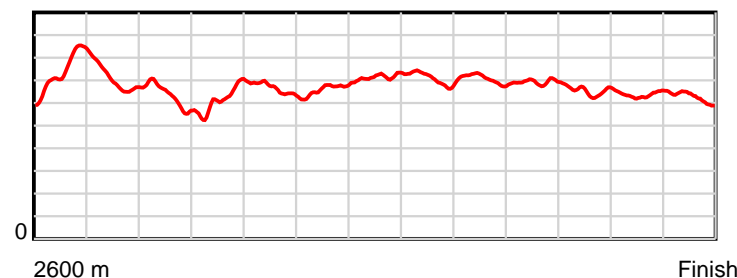
0.6 s Stride duration



20 m/sec Speed



100 % Stride efficiency



Note: Horizontal distance axis grid lines are 200m furlongs.

Disclaimer.

HRNZ and NZMTC and Thoroughbred Ratings Pty Ltd accepts no responsibility for the completeness or accuracy of any of the information contained herein, and makes no representations about its suitability for any particular purpose. Users should make their own judgements about those matters and/or seek independent advice. You assume all risks associated with use of the data provided on this page.