



Race Results

NZ Metropolitan Trotting Club Inc, HRNZ, July 07, 2024

Compilation date: July 7, 2024, 2:18:22 PM (NZST)

Copyright © 2024 HRNZ and NZMTC. All rights reserved.

Trademarks.

StrideMASTER is a registered trademark of Thoroughbred Ratings Pty Ltd.

Disclaimer.

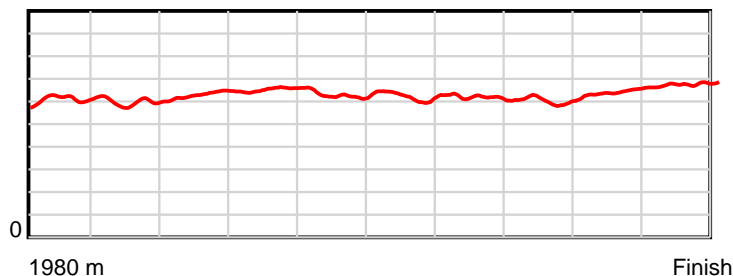
HRNZ and NZMTC and Thoroughbred Ratings Pty Ltd accepts no responsibility for the completeness or accuracy of any of the information contained herein, and makes no representations about its suitability for any particular purpose. Users should make their own judgements about those matters and/or seek independent advice. You assume all risks associated with use of the data provided on this page.

Race Results

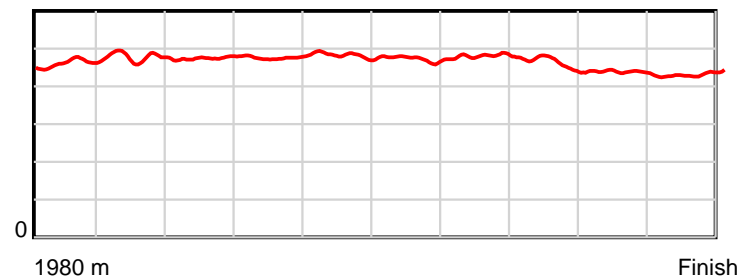
July 07, 2024, Race 3, REDPATHS GETAWAY JAPAN 2025 MOBILE PACE, Distance 1980m, Addington - Survey 1980m

Result	TAB no.	Horse (Barrier)	1980 to	1800m to	1600m to	1400m to	1200m to	1000m to	800m to	600m to	400m to	200m to	Total or	Margin
1st	6	Darby (5)	1800m	1600m	1400m	1200m	1000m	800m	600m	400m	200m	WP	Average	
		Position in running (margin)	-	8(8.6)	9(13.9)	9(12.5)	9(11.5)	9(11.3)	9(10.7)	9(9.9)	10(7.8)	5(2.2)		0.00
		Sectional time (s)	13.95	16.31	15.28	14.69	15.62	15.44	15.61	15.43	13.82	12.95		
		Cumulative time (s)	149.10	135.15	118.84	103.56	88.87	73.25	57.81	42.20	26.77	12.95	2:29.10	
		Speed (m/s)	12.90	12.26	13.09	13.61	12.80	12.95	12.81	12.96	14.47	15.44	13.28	
		Stride length (m)	6.02	5.88	6.20	6.48	6.18	6.12	6.16	5.96	6.32	6.69	6.20	
		Stride duration (s)	0.462	0.479	0.474	0.476	0.482	0.473	0.481	0.460	0.437	0.433	0.467	
		Stride efficiency (%)	56.69	53.99	60.09	65.64	59.59	58.59	59.28	55.59	62.43	69.98	59.98	
		Stride count	29.88	34.02	32.25	30.86	32.39	32.66	32.47	33.53	31.64	29.89	319.59	

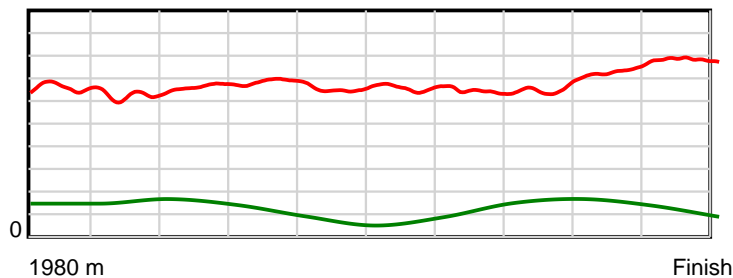
10 m Stride length



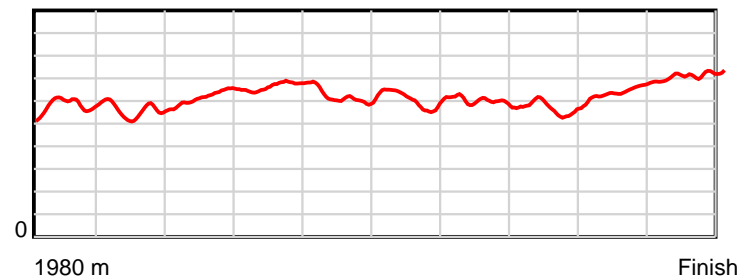
0.6 s Stride duration



20 m/sec Speed



100 % Stride efficiency



Note: Horizontal distance axis grid lines are 200m furlongs.

Disclaimer.

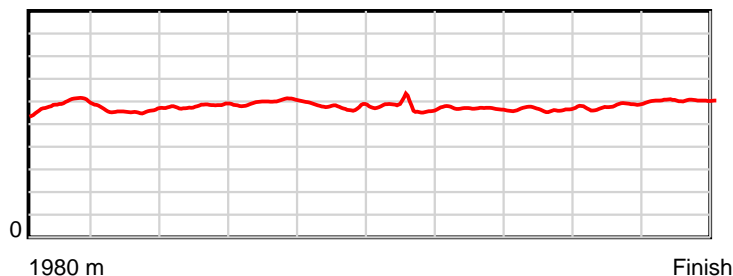
HRNZ and NZMTC and Thoroughbred Ratings Pty Ltd accepts no responsibility for the completeness or accuracy of any of the information contained herein, and makes no representations about its suitability for any particular purpose. Users should make their own judgements about those matters and/or seek independent advice. You assume all risks associated with use of the data provided on this page.

Race Results

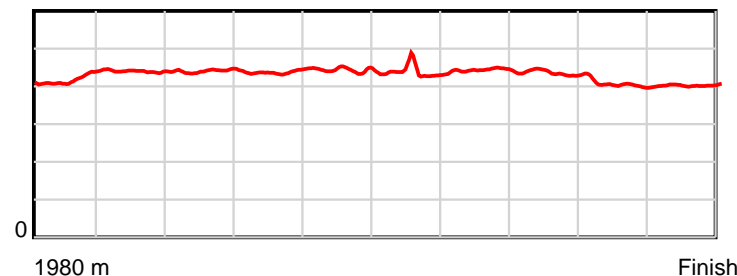
July 07, 2024, Race 3, REDPATHS GETAWAY JAPAN 2025 MOBILE PACE, Distance 1980m, Addington - Survey 1980m

Result	TAB no.	Horse (Barrier)	1980 to	1800m to	1600m to	1400m to	1200m to	1000m to	800m to	600m to	400m to	200m to	Total or	Margin
2nd	7	Beverley Court... (6)	1800m	1600m	1400m	1200m	1000m	800m	600m	400m	200m	WP	Average	
		Position in running (margin)	-	3(3.1)	5(6.9)	5(6.6)	6(5.4)	5(5.3)	5(4.9)	4(4.2)	4(3.0)	1(0.0)		0.80
		Sectional time (s)	13.14	16.06	15.47	14.66	15.63	15.48	15.63	15.58	14.26	13.33		
		Cumulative time (s)	149.24	136.10	120.04	104.57	89.91	74.28	58.80	43.17	27.59	13.33	2:29.24	
		Speed (m/s)	13.70	12.45	12.93	13.64	12.80	12.92	12.80	12.84	14.03	15.00	13.27	
		Stride length (m)	5.82	5.48	5.70	5.97	5.67	5.63	5.67	5.60	5.66	6.04	5.72	
		Stride duration (s)	0.418	0.440	0.441	0.438	0.443	0.436	0.443	0.436	0.403	0.403	0.431	
		Stride efficiency (%)	52.93	46.89	50.76	55.74	50.23	49.54	50.32	48.93	50.05	57.09	51.11	
		Stride count	30.93	36.51	35.09	33.49	35.28	35.52	35.24	35.74	35.34	33.09	346.23	

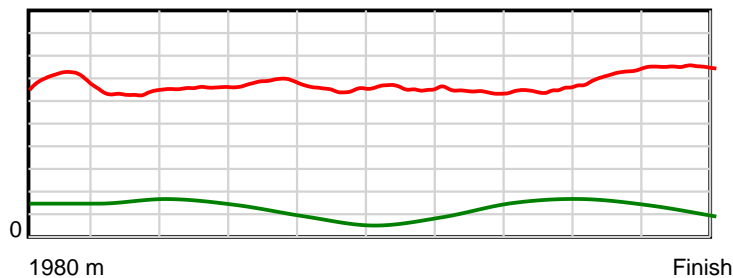
10 m Stride length



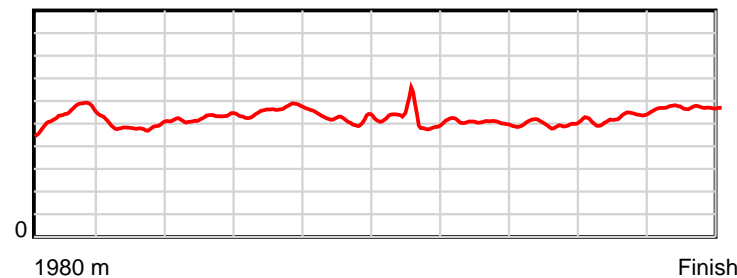
0.6 s Stride duration



20 m/sec Speed



100 % Stride efficiency



Note: Horizontal distance axis grid lines are 200m furlongs.

Disclaimer.

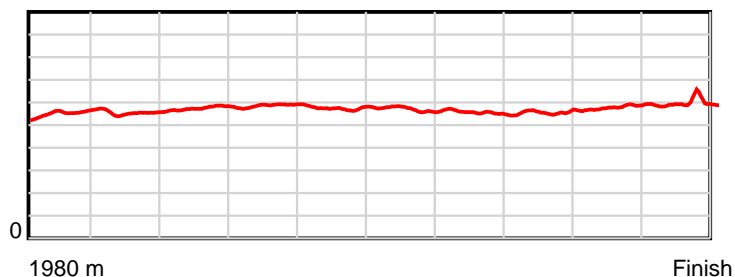
HRNZ and NZMTC and Thoroughbred Ratings Pty Ltd accepts no responsibility for the completeness or accuracy of any of the information contained herein, and makes no representations about its suitability for any particular purpose. Users should make their own judgements about those matters and/or seek independent advice. You assume all risks associated with use of the data provided on this page.

Race Results

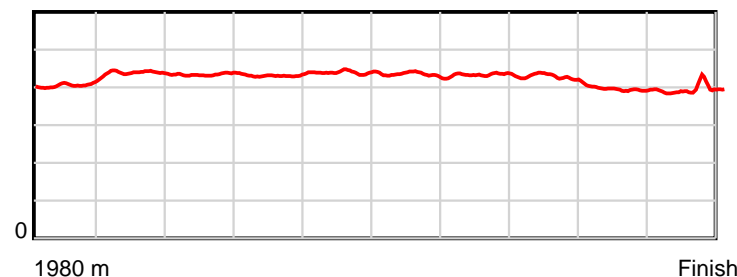
July 07, 2024, Race 3, REDPATHS GETAWAY JAPAN 2025 MOBILE PACE, Distance 1980m, Addington - Survey 1980m

Result	TAB no.	Horse (Barrier)	1980 to	1800m to	1600m to	1400m to	1200m to	1000m to	800m to	600m to	400m to	200m to	Total or	Margin
3rd	3	Eyeliner (3)	1800m	1600m	1400m	1200m	1000m	800m	600m	400m	200m	WP	Average	
		Position in running (margin)	-	6(5.4)	6(9.3)	7(8.4)	7(7.3)	7(7.0)	7(6.8)	6(5.8)	6(4.6)	2(0.4)		0.80
		Sectional time (s)	13.65	16.08	15.38	14.67	15.60	15.51	15.56	15.58	14.07	13.15		
		Cumulative time (s)	149.25	135.60	119.52	104.14	89.47	73.87	58.36	42.80	27.22	13.15	2:29.25	
		Speed (m/s)	13.19	12.44	13.00	13.63	12.82	12.89	12.85	12.84	14.21	15.21	13.27	
		Stride length (m)	5.48	5.46	5.65	5.88	5.63	5.59	5.58	5.46	5.61	5.98	5.63	
		Stride duration (s)	0.406	0.439	0.434	0.431	0.440	0.433	0.434	0.426	0.394	0.393	0.424	
		Stride efficiency (%)	46.98	46.61	49.85	54.07	49.61	48.78	48.58	46.63	49.15	55.90	49.52	
		Stride count	32.83	36.62	35.41	34.00	35.50	35.80	35.87	36.61	35.66	33.44	351.74	

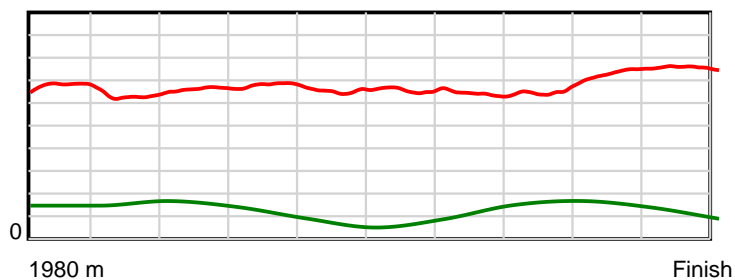
10 m Stride length



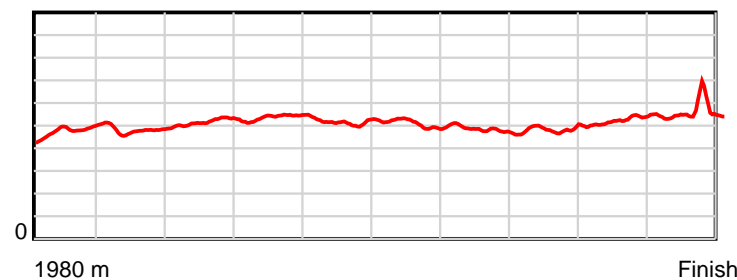
0.6 s Stride duration



20 m/sec Speed



100 % Stride efficiency



Note: Horizontal distance axis grid lines are 200m furlongs.

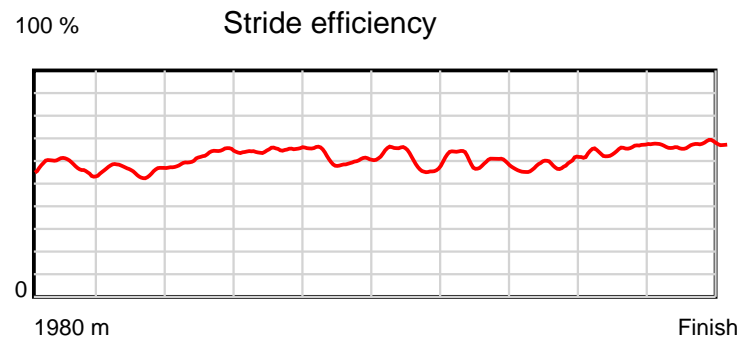
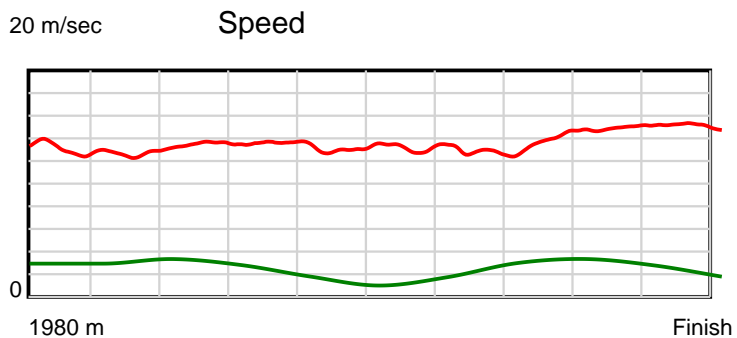
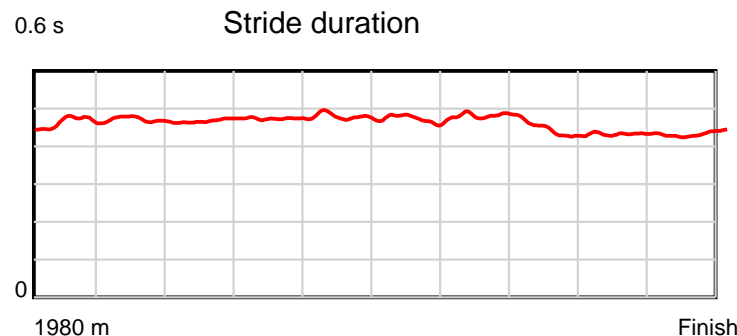
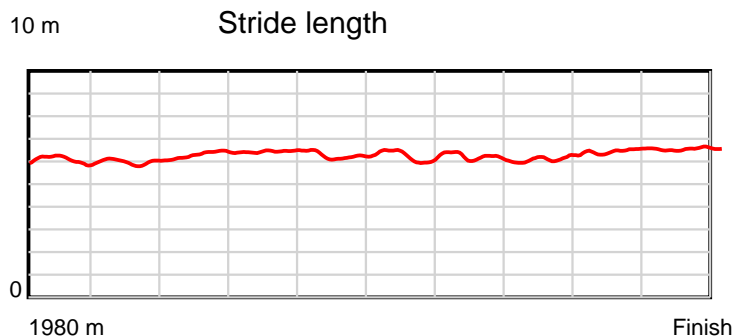
Disclaimer.

HRNZ and NZMTC and Thoroughbred Ratings Pty Ltd accepts no responsibility for the completeness or accuracy of any of the information contained herein, and makes no representations about its suitability for any particular purpose. Users should make their own judgements about those matters and/or seek independent advice. You assume all risks associated with use of the data provided on this page.

Race Results

July 07, 2024, Race 3, REDPATHS GETAWAY JAPAN 2025 MOBILE PACE, Distance 1980m, Addington - Survey 1980m

Result	TAB no.	Horse (Barrier)	1980 to	1800m to	1600m to	1400m to	1200m to	1000m to	800m to	600m to	400m to	200m to	Total or	Margin
4th	12	She's A Major ... (0)	1800m	1600m	1400m	1200m	1000m	800m	600m	400m	200m	WP	Average	
		Position in running (margin)	-	10(13.2)	10(17.5)	10(14.7)	10(13.5)	10(13.6)	10(12.4)	10(11.9)	8(6.0)	4(1.4)		1.90
		Sectional time (s)	14.87	16.15	15.06	14.66	15.65	15.35	15.65	14.79	14.00	13.27		
		Cumulative time (s)	149.45	134.58	118.43	103.37	88.71	73.06	57.71	42.06	27.27	13.27	2:29.45	
		Speed (m/s)	12.11	12.38	13.28	13.64	12.78	13.03	12.78	13.52	14.29	15.07	13.25	
		Stride length (m)	6.00	5.83	6.21	6.45	6.12	6.16	6.16	5.96	6.18	6.54	6.16	
		Stride duration (s)	0.465	0.471	0.468	0.473	0.479	0.473	0.482	0.441	0.433	0.434	0.465	
		Stride efficiency (%)	56.21	53.14	60.34	65.08	58.49	59.38	59.32	55.56	59.75	66.80	59.25	
		Stride count	30.01	34.30	32.19	30.99	32.69	32.44	32.46	33.54	32.34	30.59	321.55	



Note: Horizontal distance axis grid lines are 200m furlongs.

Disclaimer.

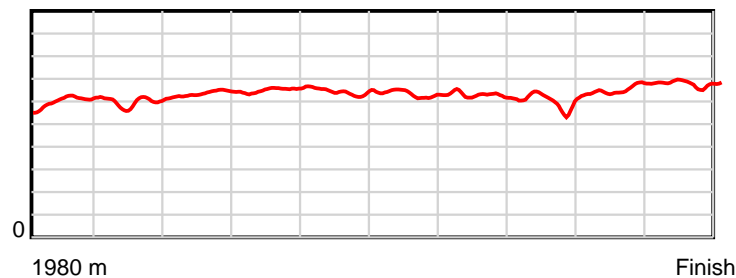
HRNZ and NZMTC and Thoroughbred Ratings Pty Ltd accepts no responsibility for the completeness or accuracy of any of the information contained herein, and makes no representations about its suitability for any particular purpose. Users should make their own judgements about those matters and/or seek independent advice. You assume all risks associated with use of the data provided on this page.

Race Results

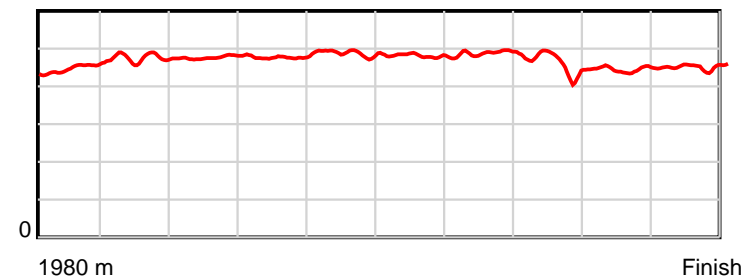
July 07, 2024, Race 3, REDPATHS GETAWAY JAPAN 2025 MOBILE PACE, Distance 1980m, Addington - Survey 1980m

Result	TAB no.	Horse (Barrier)	1980 to	1800m to	1600m to	1400m to	1200m to	1000m to	800m to	600m to	400m to	200m to	Total or	Margin
5th	5	That Is Love (4)	1800m	1600m	1400m	1200m	1000m	800m	600m	400m	200m	WP	Average	
		Position in running (margin)	-	7(6.4)	7(11.1)	8(9.9)	8(9.0)	8(8.7)	8(8.6)	8(7.6)	9(6.1)	6(2.2)		2.90
		Sectional time (s)	13.72	16.23	15.31	14.70	15.59	15.53	15.57	15.53	14.11	13.35		
		Cumulative time (s)	149.64	135.92	119.69	104.38	89.68	74.09	58.56	42.99	27.46	13.35	2:29.64	
		Speed (m/s)	13.12	12.32	13.06	13.61	12.83	12.88	12.85	12.88	14.17	14.98	13.23	
		Stride length (m)	5.98	5.86	6.23	6.49	6.26	6.18	6.27	5.88	6.32	6.78	6.22	
		Stride duration (s)	0.448	0.476	0.477	0.477	0.488	0.480	0.488	0.457	0.446	0.452	0.470	
		Stride efficiency (%)	55.83	53.74	60.55	65.83	61.22	59.73	61.50	54.01	62.35	71.82	60.39	
		Stride count	30.11	34.10	32.13	30.81	31.95	32.35	31.88	34.02	31.66	29.50	318.51	

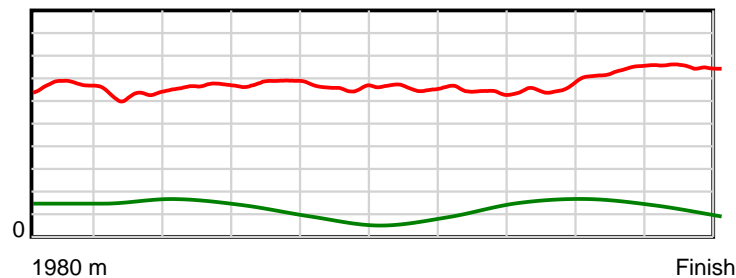
10 m Stride length



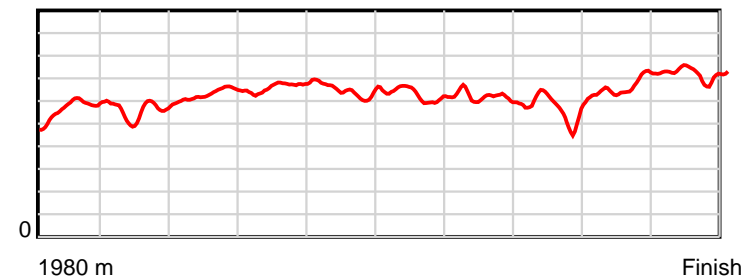
0.6 s Stride duration



20 m/sec Speed



100 % Stride efficiency



Note: Horizontal distance axis grid lines are 200m furlongs.

Disclaimer.

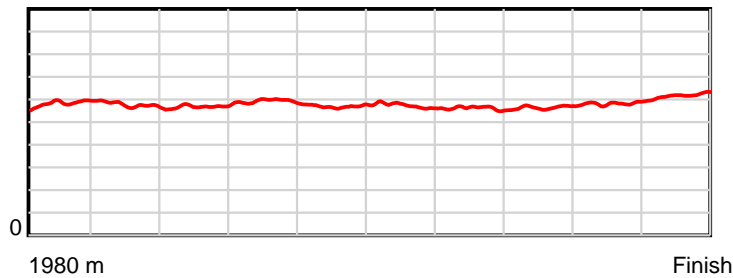
HRNZ and NZMTC and Thoroughbred Ratings Pty Ltd accepts no responsibility for the completeness or accuracy of any of the information contained herein, and makes no representations about its suitability for any particular purpose. Users should make their own judgements about those matters and/or seek independent advice. You assume all risks associated with use of the data provided on this page.

Race Results

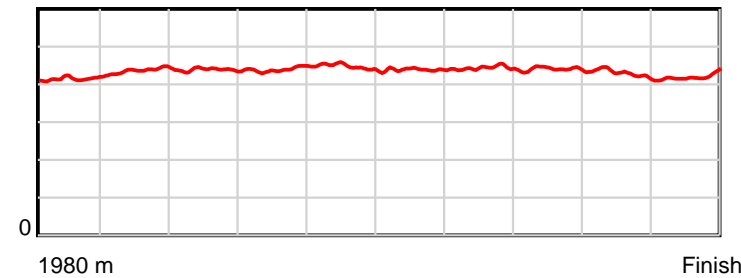
July 07, 2024, Race 3, REDPATHS GETAWAY JAPAN 2025 MOBILE PACE, Distance 1980m, Addington - Survey 1980m

Result	TAB no.	Horse (Barrier)	1980 to	1800m to	1600m to	1400m to	1200m to	1000m to	800m to	600m to	400m to	200m to	Total or	Margin
6th	11	Igotyoubabe (10)	1800m	1600m	1400m	1200m	1000m	800m	600m	400m	200m	WP	Average	
		Position in running (margin)	-	5(4.7)	3(3.4)	3(3.8)	4(3.2)	4(4.3)	4(3.9)	5(4.5)	5(3.5)	8(3.8)		6.00
		Sectional time (s)	13.48	15.23	15.57	14.77	15.82	15.47	15.84	15.62	14.80	13.60		
		Cumulative time (s)	150.20	136.72	121.49	105.92	91.15	75.33	59.86	44.02	28.40	13.60	2:30.20	
		Speed (m/s)	13.35	13.13	12.85	13.54	12.64	12.93	12.63	12.80	13.51	14.71	13.18	
		Stride length (m)	5.80	5.74	5.63	5.95	5.64	5.68	5.60	5.64	5.80	6.20	5.76	
		Stride duration (s)	0.415	0.437	0.438	0.440	0.447	0.439	0.443	0.440	0.429	0.422	0.437	
		Stride efficiency (%)	52.48	51.55	49.56	55.39	49.76	50.37	48.93	49.65	52.48	60.14	51.88	
		Stride count	31.06	34.82	35.51	33.59	35.44	35.23	35.74	35.48	34.51	32.24	343.62	

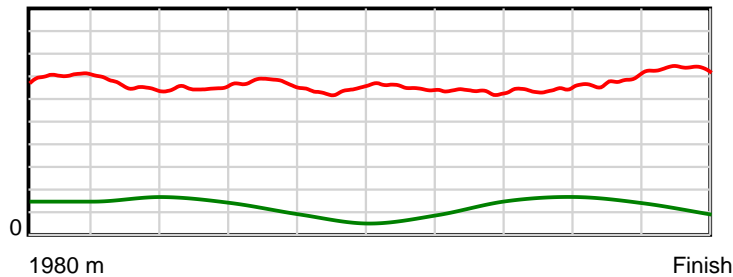
10 m Stride length



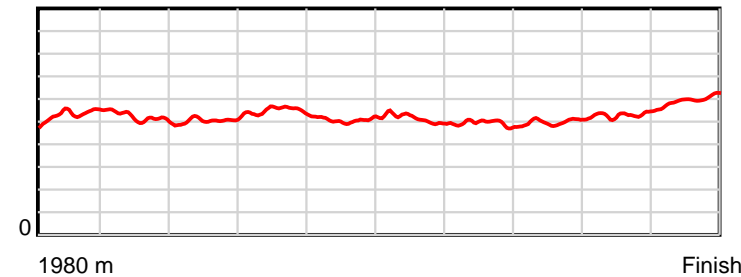
0.6 s Stride duration



20 m/sec Speed



100 % Stride efficiency



Note: Horizontal distance axis grid lines are 200m furlongs.

Disclaimer.

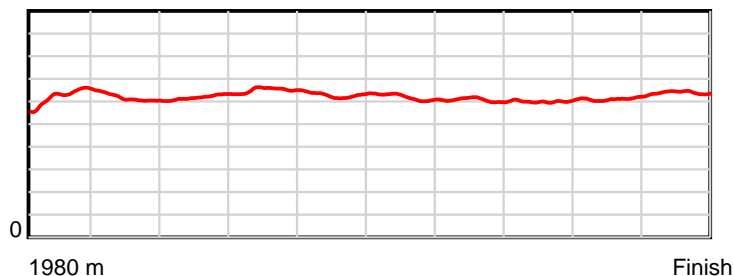
HRNZ and NZMTC and Thoroughbred Ratings Pty Ltd accepts no responsibility for the completeness or accuracy of any of the information contained herein, and makes no representations about its suitability for any particular purpose. Users should make their own judgements about those matters and/or seek independent advice. You assume all risks associated with use of the data provided on this page.

Race Results

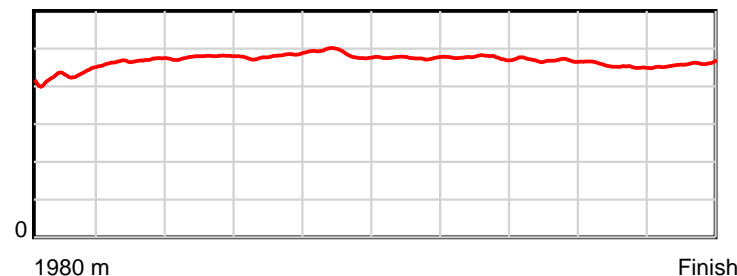
July 07, 2024, Race 3, REDPATHS GETAWAY JAPAN 2025 MOBILE PACE, Distance 1980m, Addington - Survey 1980m

Result	TAB no.	Horse (Barrier)	1980 to	1800m to	1600m to	1400m to	1200m to	1000m to	800m to	600m to	400m to	200m to	Total or	Margin
7th	1	No Perfect Pri... (1)	1800m	1600m	1400m	1200m	1000m	800m	600m	400m	200m	WP	Average	
		Position in running (margin)	-	1(0.0)	1(0.0)	1(0.0)	1(0.0)	1(0.0)	1(0.0)	1(0.0)	1(0.0)	3(0.9)		7.30
		Sectional time (s)	12.74	15.44	15.52	14.86	15.64	15.55	15.74	15.78	14.91	14.27		
		Cumulative time (s)	150.45	137.71	122.27	106.75	91.89	76.25	60.70	44.96	29.18	14.27	2:30.45	
		Speed (m/s)	14.13	12.95	12.89	13.46	12.79	12.86	12.71	12.67	13.41	14.02	13.16	
		Stride length (m)	6.19	6.07	6.16	6.47	6.23	6.12	6.05	5.95	6.09	6.45	6.17	
		Stride duration (s)	0.430	0.469	0.478	0.481	0.487	0.476	0.476	0.469	0.454	0.460	0.469	
		Stride efficiency (%)	59.94	57.59	59.35	65.36	60.58	58.53	57.22	55.30	57.92	65.01	59.57	
		Stride count	29.06	32.94	32.45	30.92	32.12	32.68	33.05	33.62	32.85	31.01	320.70	

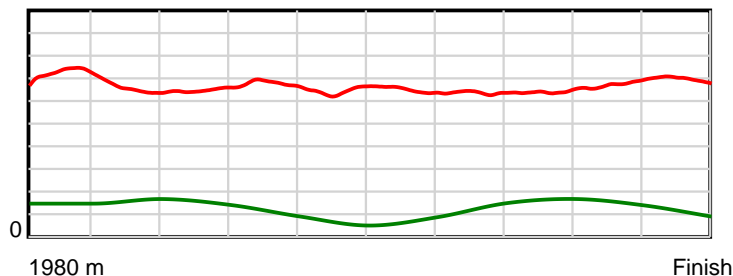
10 m Stride length



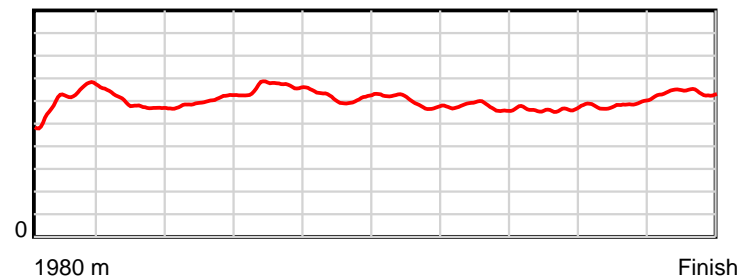
0.6 s Stride duration



20 m/sec Speed



100 % Stride efficiency



Note: Horizontal distance axis grid lines are 200m furlongs.

Disclaimer.

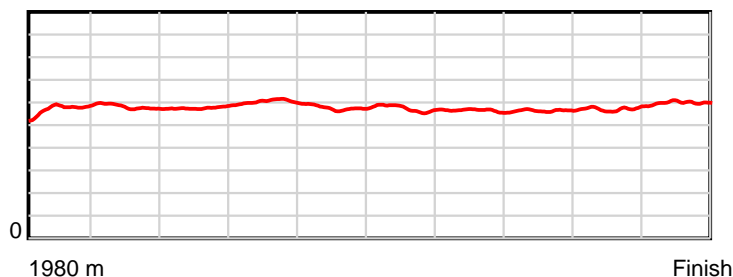
HRNZ and NZMTC and Thoroughbred Ratings Pty Ltd accepts no responsibility for the completeness or accuracy of any of the information contained herein, and makes no representations about its suitability for any particular purpose. Users should make their own judgements about those matters and/or seek independent advice. You assume all risks associated with use of the data provided on this page.

Race Results

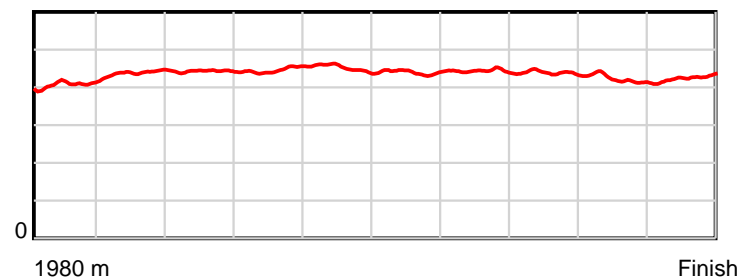
July 07, 2024, Race 3, REDPATHS GETAWAY JAPAN 2025 MOBILE PACE, Distance 1980m, Addington - Survey 1980m

Result	TAB no.	Horse (Barrier)	1980 to	1800m to	1600m to	1400m to	1200m to	1000m to	800m to	600m to	400m to	200m to	Total or	Margin
8th	2	Fear Gogh (2)	1800m	1600m	1400m	1200m	1000m	800m	600m	400m	200m	WP	Average	
		Position in running (margin)	-	2(2.7)	2(1.7)	2(1.9)	2(1.8)	2(2.4)	2(2.0)	2(2.1)	2(1.3)	7(2.3)		7.70
		Sectional time (s)	12.99	15.27	15.54	14.86	15.73	15.48	15.76	15.64	14.93	14.33		
		Cumulative time (s)	150.53	137.54	122.27	106.73	91.87	76.14	60.66	44.90	29.26	14.33	2:30.53	
		Speed (m/s)	13.86	13.10	12.87	13.46	12.71	12.92	12.69	12.79	13.40	13.96	13.15	
		Stride length (m)	5.70	5.75	5.70	6.00	5.73	5.69	5.63	5.61	5.66	5.94	5.74	
		Stride duration (s)	0.409	0.439	0.443	0.446	0.451	0.440	0.443	0.439	0.422	0.425	0.436	
		Stride efficiency (%)	50.79	51.64	50.70	56.31	51.38	50.55	49.47	49.16	49.99	55.07	51.44	
		Stride count	31.57	34.79	35.11	33.32	34.88	35.16	35.55	35.66	35.36	33.69	345.09	

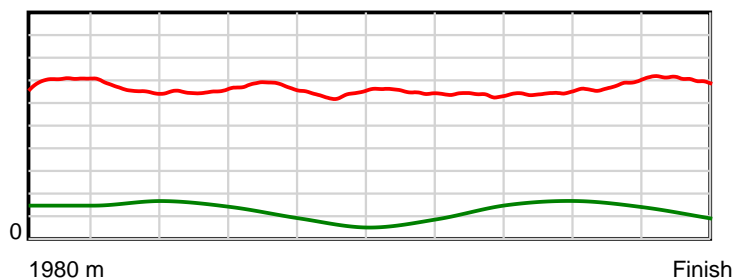
10 m Stride length



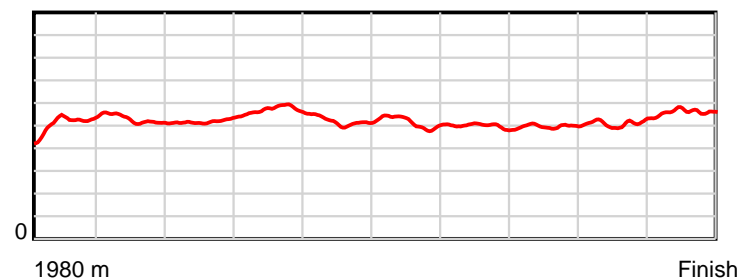
0.6 s Stride duration



20 m/sec Speed



100 % Stride efficiency



Note: Horizontal distance axis grid lines are 200m furlongs.

Disclaimer.

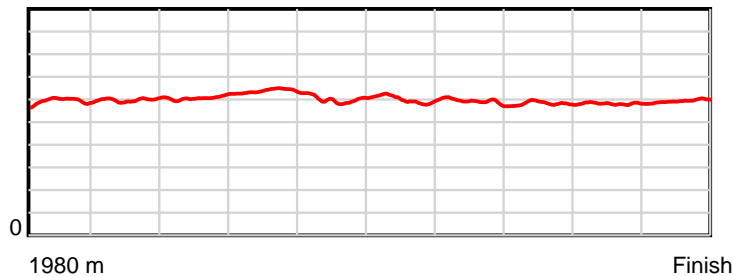
HRNZ and NZMTC and Thoroughbred Ratings Pty Ltd accepts no responsibility for the completeness or accuracy of any of the information contained herein, and makes no representations about its suitability for any particular purpose. Users should make their own judgements about those matters and/or seek independent advice. You assume all risks associated with use of the data provided on this page.

Race Results

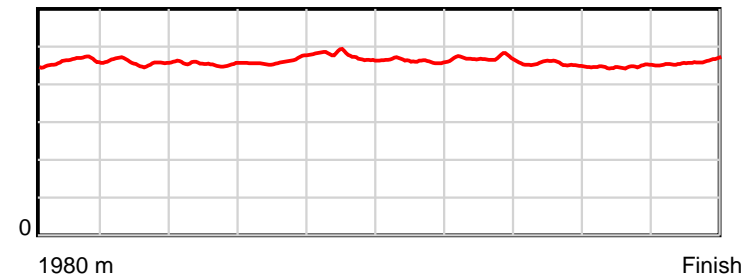
July 07, 2024, Race 3, REDPATHS GETAWAY JAPAN 2025 MOBILE PACE, Distance 1980m, Addington - Survey 1980m

Result	TAB no.	Horse (Barrier)	1980 to	1800m to	1600m to	1400m to	1200m to	1000m to	800m to	600m to	400m to	200m to	Total or	Margin
9th	9	Sweet Miki (8)	1800m	1600m	1400m	1200m	1000m	800m	600m	400m	200m	WP	Average	
		Position in running (margin)	-	9(10.9)	8(11.1)	6(7.8)	5(5.4)	6(6.5)	6(6.3)	7(6.5)	7(5.9)	10(9.7)		20.90
		Sectional time (s)	14.46	15.47	14.97	14.44	15.83	15.51	15.77	15.68	15.40	15.43		
		Cumulative time (s)	152.96	138.50	123.03	108.06	93.62	77.79	62.28	46.51	30.83	15.43	2:32.96	
		Speed (m/s)	12.45	12.93	13.36	13.85	12.63	12.89	12.68	12.76	12.99	12.96	12.94	
		Stride length (m)	5.89	5.92	6.07	6.40	6.01	5.96	5.95	5.79	5.80	5.96	5.97	
		Stride duration (s)	0.462	0.458	0.454	0.462	0.475	0.462	0.469	0.454	0.447	0.460	0.461	
		Stride efficiency (%)	54.13	54.78	57.57	63.91	56.39	55.42	55.35	52.31	52.59	55.48	55.69	
		Stride count	30.58	33.78	32.95	31.27	33.29	33.58	33.60	34.57	34.47	33.57	331.66	

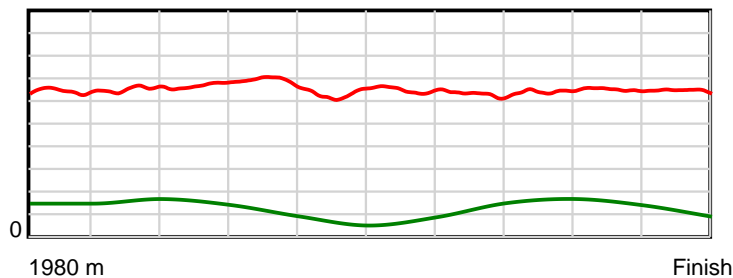
10 m Stride length



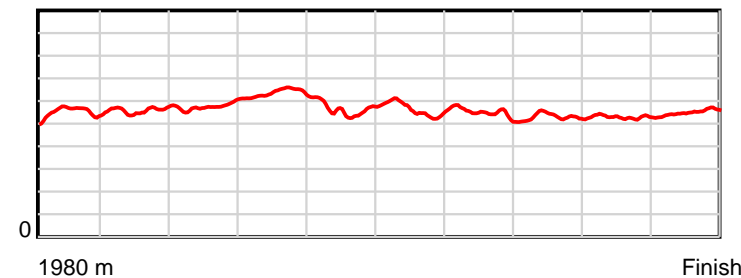
0.6 s Stride duration



20 m/sec Speed



100 % Stride efficiency



Note: Horizontal distance axis grid lines are 200m furlongs.

Disclaimer.

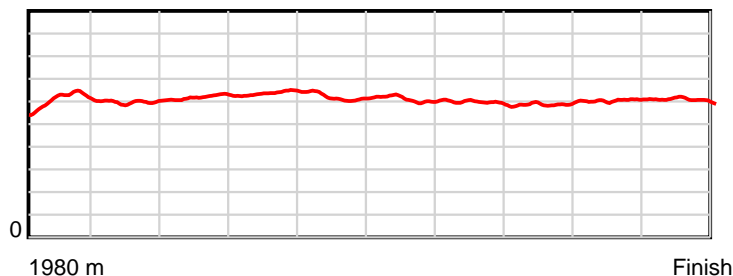
HRNZ and NZMTC and Thoroughbred Ratings Pty Ltd accepts no responsibility for the completeness or accuracy of any of the information contained herein, and makes no representations about its suitability for any particular purpose. Users should make their own judgements about those matters and/or seek independent advice. You assume all risks associated with use of the data provided on this page.

Race Results

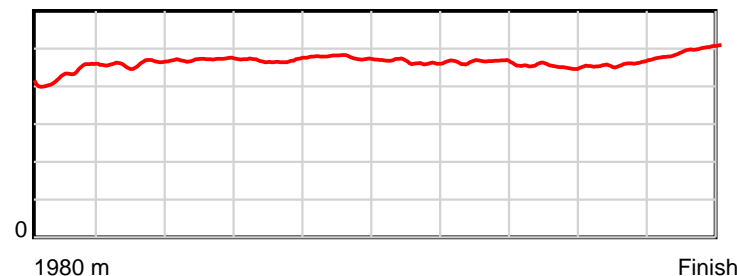
July 07, 2024, Race 3, REDPATHS GETAWAY JAPAN 2025 MOBILE PACE, Distance 1980m, Addington - Survey 1980m

Result	TAB no.	Horse (Barrier)	1980 to	1800m to	1600m to	1400m to	1200m to	1000m to	800m to	600m to	400m to	200m to	Total or	Margin
10th	8	Millie Lou (7)	1800m	1600m	1400m	1200m	1000m	800m	600m	400m	200m	WP	Average	
		Position in running (margin)	-	4(3.2)	4(4.9)	4(4.3)	3(3.0)	3(3.5)	3(3.7)	3(2.7)	3(1.5)	9(5.1)		23.00
		Sectional time (s)	13.35	15.71	15.42	14.64	15.74	15.57	15.57	15.58	15.36	16.41		
		Cumulative time (s)	153.35	140.00	124.29	108.87	94.23	78.49	62.92	47.35	31.77	16.41	2:33.35	
		Speed (m/s)	13.49	12.73	12.97	13.66	12.71	12.85	12.85	12.84	13.02	12.19	12.91	
		Stride length (m)	6.04	5.86	6.11	6.41	6.06	5.97	5.96	5.82	5.99	6.06	6.02	
		Stride duration (s)	0.433	0.460	0.471	0.469	0.477	0.465	0.464	0.453	0.460	0.497	0.467	
		Stride efficiency (%)	57.07	53.69	58.39	64.18	57.35	55.70	55.57	52.93	56.08	57.32	56.72	
		Stride count	29.78	34.12	32.72	31.21	33.01	33.50	33.54	34.36	33.38	33.02	328.64	

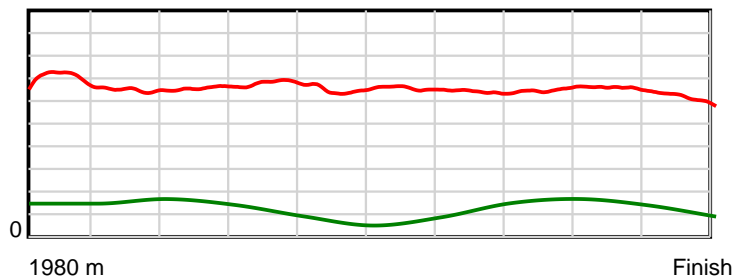
10 m Stride length



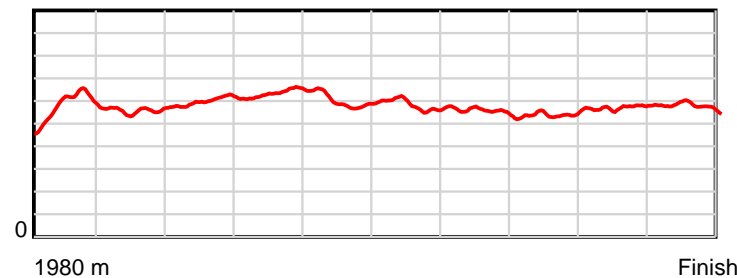
0.6 s Stride duration



20 m/sec Speed



100 % Stride efficiency



Note: Horizontal distance axis grid lines are 200m furlongs.

Disclaimer.

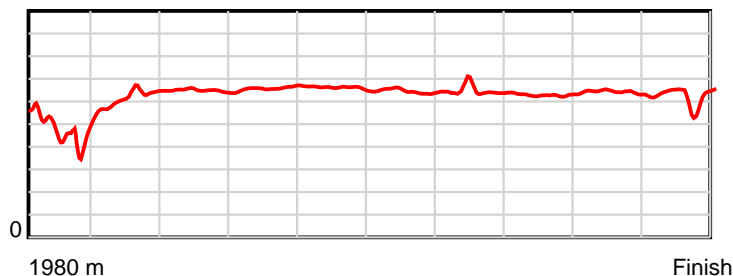
HRNZ and NZMTC and Thoroughbred Ratings Pty Ltd accepts no responsibility for the completeness or accuracy of any of the information contained herein, and makes no representations about its suitability for any particular purpose. Users should make their own judgements about those matters and/or seek independent advice. You assume all risks associated with use of the data provided on this page.

Race Results

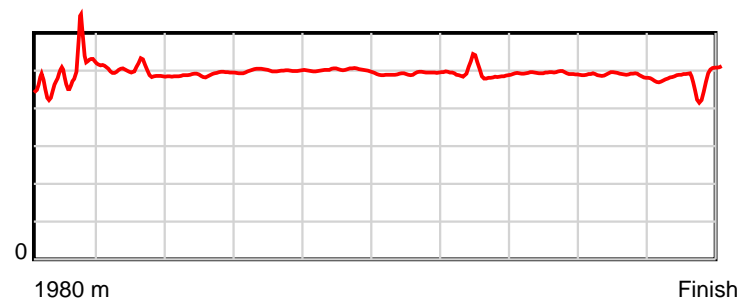
July 07, 2024, Race 3, REDPATHS GETAWAY JAPAN 2025 MOBILE PACE, Distance 1980m, Addington - Survey 1980m

Result	TAB no.	Horse (Barrier)	1980 to	1800m to	1600m to	1400m to	1200m to	1000m to	800m to	600m to	400m to	200m to	Total or	Margin
11th	10	D'Cash (9)	1800m	1600m	1400m	1200m	1000m	800m	600m	400m	200m	WP	Average	
		Position in running (margin)	-	11(47.7)	11(52.8)	11(51.5)	11(53.9)	11(51.8)	11(52.4)	11(49.1)	11(50.3)	11(54.2)		60.90
		Sectional time (s)	20.49	16.28	15.30	15.26	15.29	15.65	15.19	15.98	15.40	15.52		
		Cumulative time (s)	160.36	139.87	123.59	108.29	93.03	77.74	62.09	46.90	30.92	15.52	2:40.36	
		Speed (m/s)	8.79	12.29	13.07	13.11	13.08	12.78	13.17	12.52	12.99	12.89	12.35	
		Stride length (m)	4.48	6.10	6.41	6.56	6.55	6.29	6.46	6.17	6.32	6.21	6.11	
		Stride duration (s)	0.495	0.496	0.490	0.501	0.501	0.492	0.490	0.493	0.487	0.482	0.495	
		Stride efficiency (%)	31.31	58.13	64.24	67.22	67.10	61.88	65.15	59.50	62.37	60.20	58.27	
		Stride count	40.21	32.79	31.19	30.49	30.52	31.78	30.98	32.41	31.66	32.22	324.25	

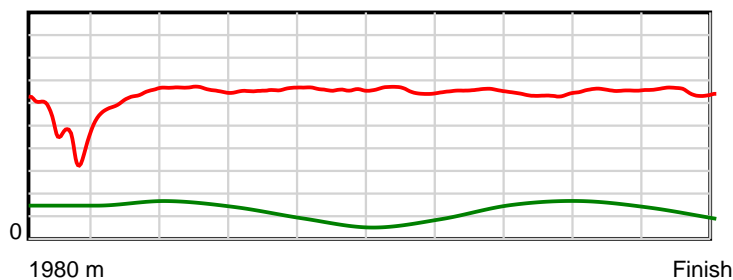
10 m Stride length



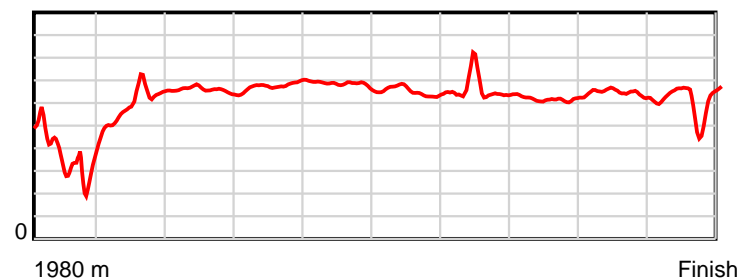
0.6 s Stride duration



20 m/sec Speed



100 % Stride efficiency



Note: Horizontal distance axis grid lines are 200m furlongs.

Disclaimer.

HRNZ and NZMTC and Thoroughbred Ratings Pty Ltd accepts no responsibility for the completeness or accuracy of any of the information contained herein, and makes no representations about its suitability for any particular purpose. Users should make their own judgements about those matters and/or seek independent advice. You assume all risks associated with use of the data provided on this page.