



Race Results

NZ Metropolitan Trotting Club Inc, HRNZ, July 12, 2024

Compilation date: July 12, 2024, 9:24:57 PM (NZST)

Copyright © 2024 HRNZ and NZMTC. All rights reserved.

Trademarks.

StrideMASTER is a registered trademark of Thoroughbred Ratings Pty Ltd.

Disclaimer.

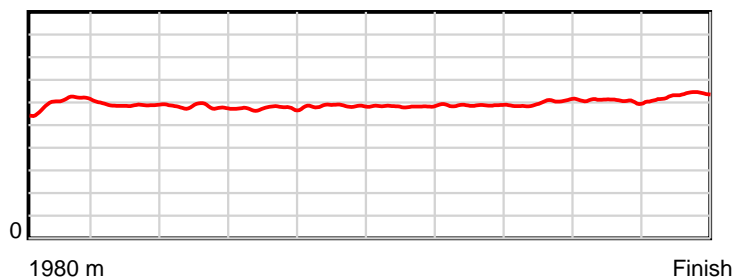
HRNZ and NZMTC and Thoroughbred Ratings Pty Ltd accepts no responsibility for the completeness or accuracy of any of the information contained herein, and makes no representations about its suitability for any particular purpose. Users should make their own judgements about those matters and/or seek independent advice. You assume all risks associated with use of the data provided on this page.

Race Results

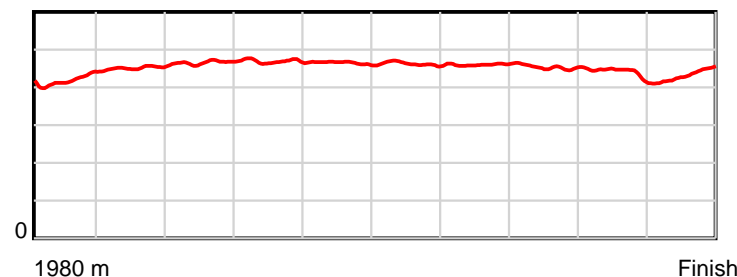
July 12, 2024, Race 1, GARRARDS MOBILE TROT, Distance 1980m, Addington - Survey 1980m

Result	TAB no.	Horse (Barrier)	1980 to	1800m to	1600m to	1400m to	1200m to	1000m to	800m to	600m to	400m to	200m to	Total or	Margin
1st	5	Lime In A Bott... (4)	1800m	1600m	1400m	1200m	1000m	800m	600m	400m	200m	WP	Average	
		Position in running (margin)	-	2(0.1)	2(2.0)	2(1.9)	2(2.4)	2(2.4)	2(1.9)	2(2.0)	2(1.7)	2(0.8)		0.00
		Sectional time (s)	12.81	15.44	16.12	16.43	16.23	15.91	15.70	15.10	14.45	13.75		
		Cumulative time (s)	151.94	139.13	123.69	107.57	91.14	74.91	59.00	43.30	28.20	13.75	2:31.94	
		Speed (m/s)	14.05	12.95	12.41	12.17	12.32	12.57	12.74	13.25	13.84	14.55	13.03	
		Stride length (m)	5.94	5.85	5.78	5.71	5.73	5.81	5.86	6.01	6.08	6.32	5.90	
		Stride duration (s)	0.419	0.452	0.466	0.469	0.465	0.463	0.460	0.453	0.439	0.434	0.453	
		Stride efficiency (%)	55.09	53.53	52.17	50.99	51.28	52.82	53.69	56.36	57.74	62.37	54.46	
		Stride count	30.32	34.17	34.61	35.01	34.91	34.40	34.12	33.30	32.90	31.66	335.40	

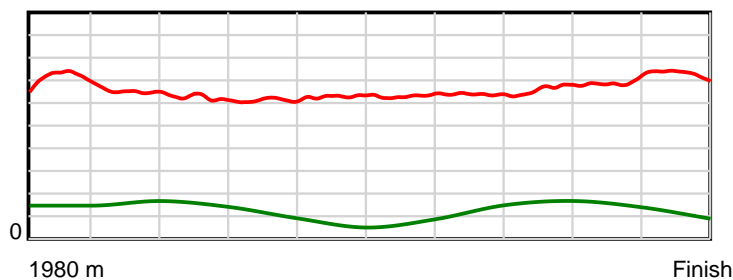
10 m Stride length



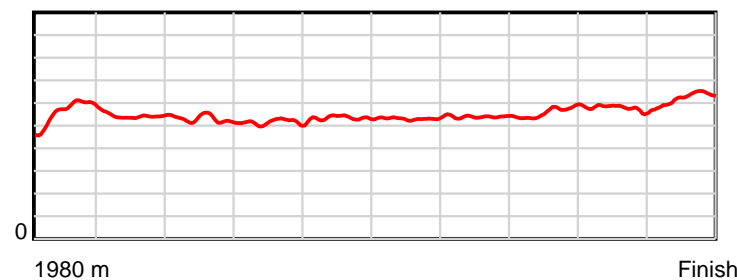
0.6 s Stride duration



20 m/sec Speed



100 % Stride efficiency



Note: Horizontal distance axis grid lines are 200m furlongs.

Disclaimer.

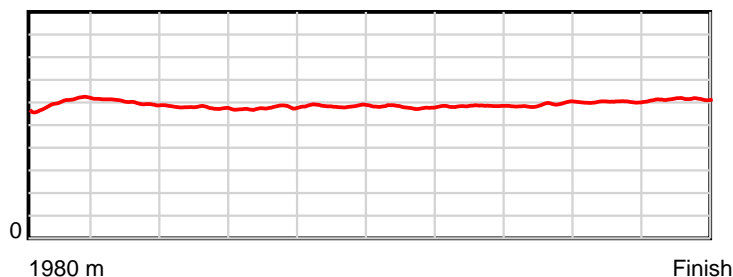
HRNZ and NZMTC and Thoroughbred Ratings Pty Ltd accepts no responsibility for the completeness or accuracy of any of the information contained herein, and makes no representations about its suitability for any particular purpose. Users should make their own judgements about those matters and/or seek independent advice. You assume all risks associated with use of the data provided on this page.

Race Results

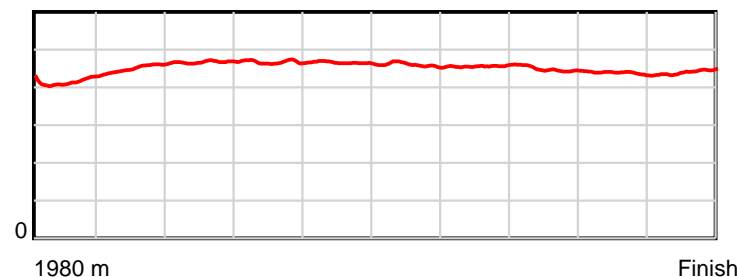
July 12, 2024, Race 1, GARRARDS MOBILE TROT, Distance 1980m, Addington - Survey 1980m

Result	TAB no.	Horse (Barrier)	1980 to	1800m to	1600m to	1400m to	1200m to	1000m to	800m to	600m to	400m to	200m to	Total or	Margin
2nd	7	Massive Merc (6)	1800m	1600m	1400m	1200m	1000m	800m	600m	400m	200m	WP	Average	
		Position in running (margin)	-	1(0.0)	1(0.0)	1(0.0)	1(0.0)	1(0.0)	1(0.0)	1(0.0)	1(0.0)	1(0.0)		2.10
		Sectional time (s)	12.73	15.13	16.15	16.34	16.22	15.99	15.68	15.16	14.60	14.32		
		Cumulative time (s)	152.32	139.59	124.46	108.31	91.97	75.75	59.76	44.08	28.92	14.32	2:32.32	
		Speed (m/s)	14.14	13.22	12.38	12.24	12.33	12.51	12.76	13.19	13.70	13.97	13.00	
		Stride length (m)	5.90	5.97	5.78	5.72	5.73	5.75	5.82	5.91	6.00	6.16	5.87	
		Stride duration (s)	0.414	0.451	0.467	0.467	0.465	0.460	0.456	0.448	0.438	0.441	0.452	
		Stride efficiency (%)	54.39	55.62	52.29	51.10	51.36	51.62	52.93	54.50	56.26	59.30	53.85	
		Stride count	30.51	33.52	34.57	34.97	34.89	34.80	34.37	33.87	33.33	32.47	337.30	

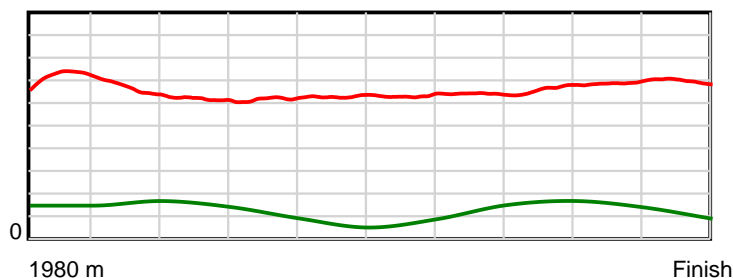
10 m Stride length



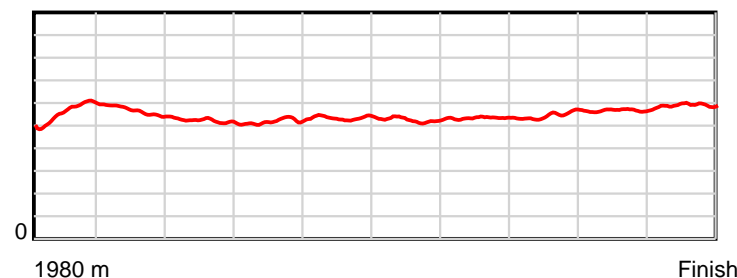
0.6 s Stride duration



20 m/sec Speed



100 % Stride efficiency



Note: Horizontal distance axis grid lines are 200m furlongs.

Disclaimer.

HRNZ and NZMTC and Thoroughbred Ratings Pty Ltd accepts no responsibility for the completeness or accuracy of any of the information contained herein, and makes no representations about its suitability for any particular purpose. Users should make their own judgements about those matters and/or seek independent advice. You assume all risks associated with use of the data provided on this page.

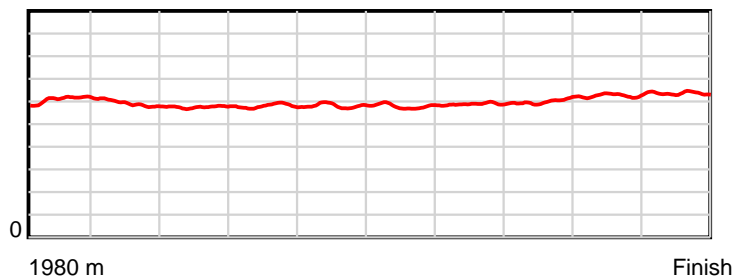


Race Results

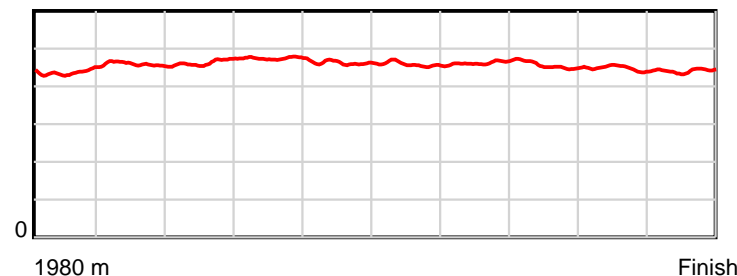
July 12, 2024, Race 1, GARRARDS MOBILE TROT, Distance 1980m, Addington - Survey 1980m

Result	TAB no.	Horse (Barrier)	1980 to	1800m to	1600m to	1400m to	1200m to	1000m to	800m to	600m to	400m to	200m to	Total or	Margin
3rd	6	Penelope Hall (5)	1800m	1600m	1400m	1200m	1000m	800m	600m	400m	200m	WP	Average	
		Position in running (margin)	-	3(1.8)	3(4.3)	3(4.2)	4(4.6)	4(4.3)	4(4.4)	5(4.1)	4(3.9)	4(2.6)		2.60
		Sectional time (s)	12.96	15.54	16.12	16.42	16.17	16.02	15.63	15.13	14.38	14.05		
		Cumulative time (s)	152.42	139.46	123.92	107.80	91.38	75.21	59.19	43.56	28.43	14.05	2:32.42	
		Speed (m/s)	13.89	12.87	12.41	12.18	12.37	12.48	12.80	13.22	13.91	14.23	12.99	
		Stride length (m)	6.06	5.91	5.74	5.78	5.71	5.72	5.92	6.02	6.22	6.28	5.93	
		Stride duration (s)	0.437	0.459	0.463	0.475	0.461	0.458	0.462	0.455	0.447	0.441	0.456	
		Stride efficiency (%)	57.46	54.52	51.48	52.23	50.94	51.12	54.74	56.64	60.44	61.57	54.92	
		Stride count	29.68	33.86	34.84	34.59	35.03	34.97	33.79	33.22	32.16	31.86	334.00	

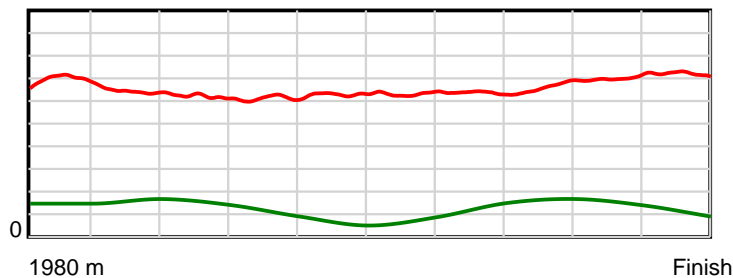
10 m Stride length



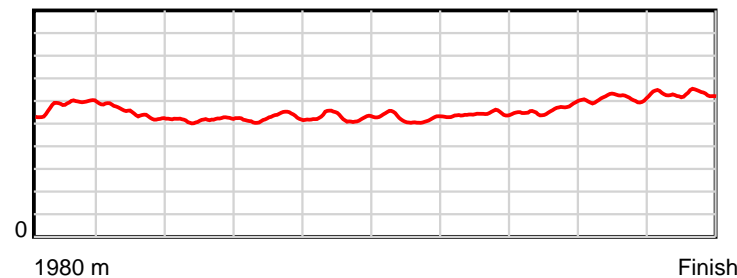
0.6 s Stride duration



20 m/sec Speed



100 % Stride efficiency



Note: Horizontal distance axis grid lines are 200m furlongs.

Disclaimer.

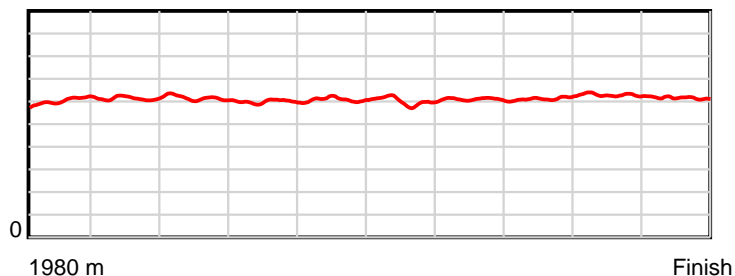
HRNZ and NZMTC and Thoroughbred Ratings Pty Ltd accepts no responsibility for the completeness or accuracy of any of the information contained herein, and makes no representations about its suitability for any particular purpose. Users should make their own judgements about those matters and/or seek independent advice. You assume all risks associated with use of the data provided on this page.

Race Results

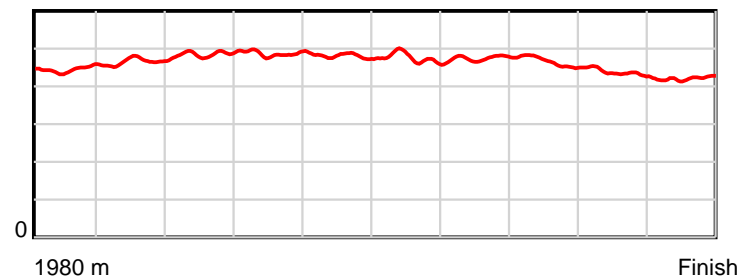
July 12, 2024, Race 1, GARRARDS MOBILE TROT, Distance 1980m, Addington - Survey 1980m

Result	TAB no.	Horse (Barrier)	1980 to	1800m to	1600m to	1400m to	1200m to	1000m to	800m to	600m to	400m to	200m to	Total or	Margin
4th	10	Top Of The Hil... (9)	1800m	1600m	1400m	1200m	1000m	800m	600m	400m	200m	WP	Average	
		Position in running (margin)	-	8(8.2)	5(8.9)	7(8.2)	8(8.8)	8(8.5)	8(8.2)	9(8.3)	9(8.6)	7(5.2)		3.70
		Sectional time (s)	14.02	15.25	16.03	16.44	16.16	15.96	15.69	15.21	14.03	13.82		
		Cumulative time (s)	152.61	138.59	123.34	107.31	90.87	74.71	58.75	43.06	27.85	13.82	2:32.61	
		Speed (m/s)	12.84	13.11	12.48	12.17	12.38	12.53	12.75	13.15	14.26	14.47	12.97	
		Stride length (m)	5.94	6.10	6.06	5.92	5.94	5.95	6.05	6.11	6.22	6.10	6.04	
		Stride duration (s)	0.445	0.465	0.486	0.487	0.480	0.475	0.475	0.465	0.436	0.421	0.465	
		Stride efficiency (%)	55.11	58.23	57.38	54.75	55.18	55.30	57.29	58.40	60.49	58.10	57.00	
		Stride count	30.31	32.76	33.01	33.79	33.66	33.62	33.03	32.72	32.15	32.80	327.85	

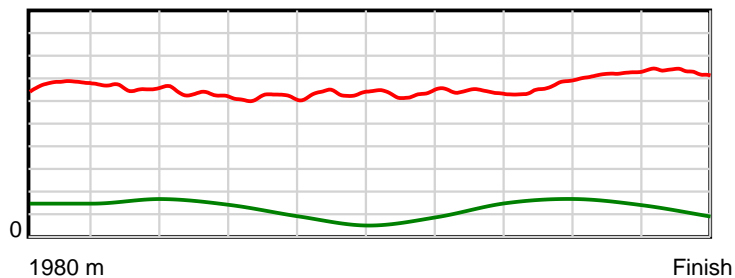
10 m Stride length



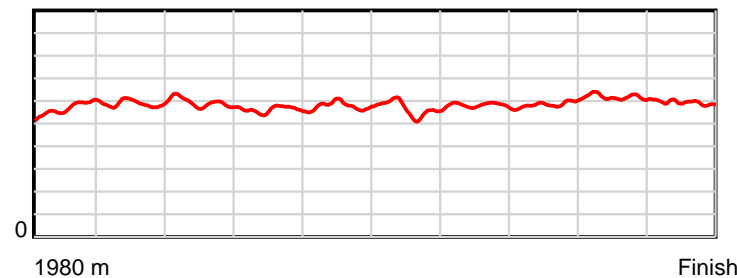
0.6 s Stride duration



20 m/sec Speed



100 % Stride efficiency



Note: Horizontal distance axis grid lines are 200m furlongs.

Disclaimer.

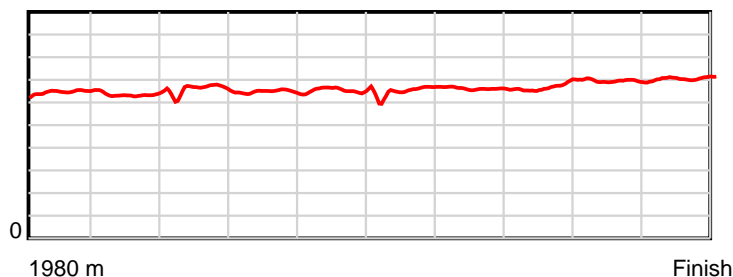
HRNZ and NZMTC and Thoroughbred Ratings Pty Ltd accepts no responsibility for the completeness or accuracy of any of the information contained herein, and makes no representations about its suitability for any particular purpose. Users should make their own judgements about those matters and/or seek independent advice. You assume all risks associated with use of the data provided on this page.

Race Results

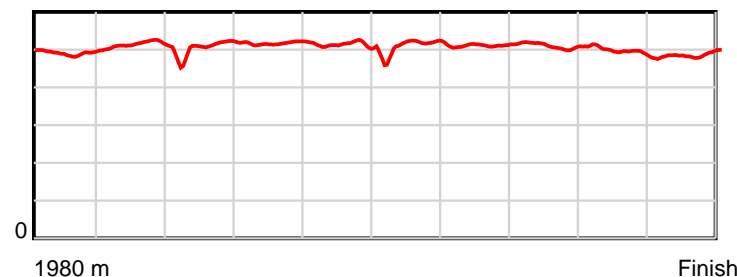
July 12, 2024, Race 1, GARRARDS MOBILE TROT, Distance 1980m, Addington - Survey 1980m

Result	TAB no.	Horse (Barrier)	1980 to	1800m to	1600m to	1400m to	1200m to	1000m to	800m to	600m to	400m to	200m to	Total or	Margin
5th	4	Waterloo Stati... (3)	1800m	1600m	1400m	1200m	1000m	800m	600m	400m	200m	WP	Average	
		Position in running (margin)	-	6(7.6)	9(15.8)	9(12.5)	9(10.7)	9(10.2)	9(9.8)	8(8.2)	8(8.1)	9(7.1)		4.30
		Sectional time (s)	13.97	16.49	15.60	16.04	16.14	15.92	15.42	15.14	14.43	13.57		
		Cumulative time (s)	152.72	138.75	122.26	106.66	90.62	74.48	58.56	43.14	28.00	13.57	2:32.72	
		Speed (m/s)	12.88	12.13	12.82	12.47	12.39	12.56	12.97	13.21	13.86	14.74	12.96	
		Stride length (m)	6.41	6.23	6.45	6.45	6.36	6.34	6.63	6.72	6.84	7.19	6.55	
		Stride duration (s)	0.491	0.514	0.503	0.517	0.513	0.504	0.511	0.509	0.494	0.488	0.505	
		Stride efficiency (%)	64.17	60.60	64.96	64.96	63.14	62.74	68.72	70.67	73.20	80.73	67.07	
		Stride count	28.09	32.12	31.02	31.02	31.46	31.56	30.16	29.74	29.22	27.83	302.22	

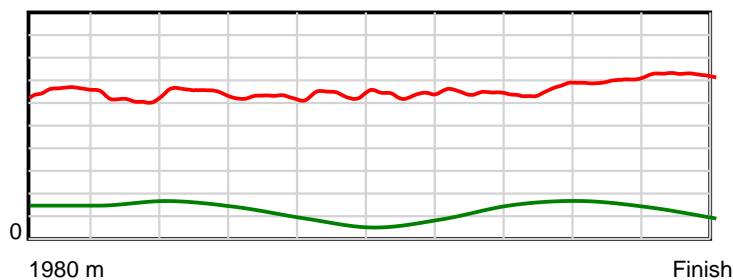
10 m Stride length



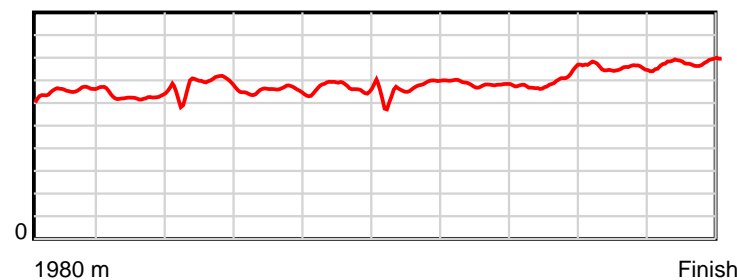
0.6 s Stride duration



20 m/sec Speed



100 % Stride efficiency



Note: Horizontal distance axis grid lines are 200m furlongs.

Disclaimer.

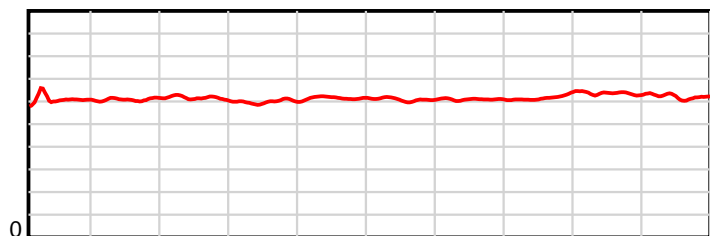
HRNZ and NZMTC and Thoroughbred Ratings Pty Ltd accepts no responsibility for the completeness or accuracy of any of the information contained herein, and makes no representations about its suitability for any particular purpose. Users should make their own judgements about those matters and/or seek independent advice. You assume all risks associated with use of the data provided on this page.

Race Results

July 12, 2024, Race 1, GARRARDS MOBILE TROT, Distance 1980m, Addington - Survey 1980m

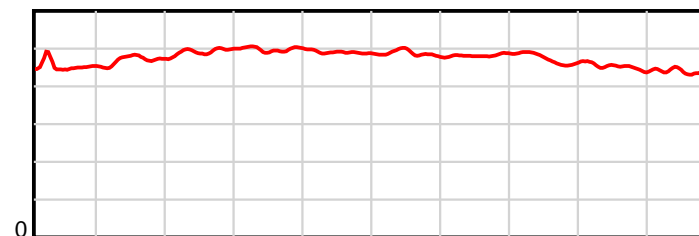
Result	TAB no.	Horse (Barrier)	1980 to	1800m to	1600m to	1400m to	1200m to	1000m to	800m to	600m to	400m to	200m to	Total or	Margin
6th	1	Origin (1)	1800m	1600m	1400m	1200m	1000m	800m	600m	400m	200m	WP	Average	
		Position in running (margin)	-	4(5.3)	4(6.8)	4(5.9)	6(6.5)	6(6.5)	6(6.7)	7(6.6)	7(6.3)	6(4.6)		5.10
		Sectional time (s)	13.50	15.38	16.00	16.45	16.21	16.03	15.66	15.12	14.31	14.22		
		Cumulative time (s)	152.88	139.38	124.00	108.00	91.55	75.34	59.31	43.65	28.53	14.22	2:32.88	
		Speed (m/s)	13.33	13.00	12.50	12.16	12.34	12.48	12.77	13.23	13.98	14.06	12.95	
		Stride length (m)	6.07	6.12	6.17	6.06	6.04	6.07	6.16	6.25	6.30	6.21	6.15	
		Stride duration (s)	0.451	0.471	0.493	0.498	0.490	0.487	0.483	0.472	0.451	0.441	0.474	
		Stride efficiency (%)	57.49	58.52	59.49	57.34	57.04	57.66	59.37	61.03	62.11	60.24	59.01	
		Stride count	29.68	32.68	32.41	33.02	33.10	32.93	32.45	32.00	31.72	32.21	322.20	

10 m Stride length



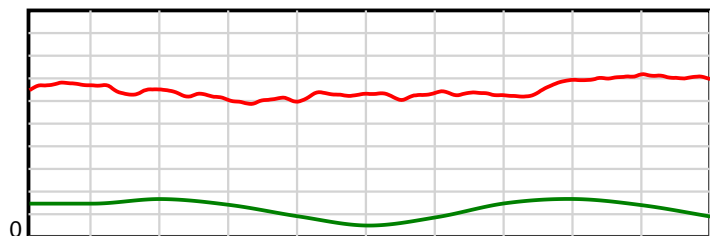
1980 m Finish

0.6 s Stride duration



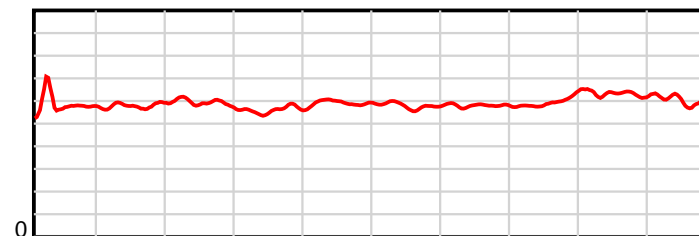
1980 m Finish

20 m/sec Speed



1980 m Finish

100 % Stride efficiency



1980 m Finish

Note: Horizontal distance axis grid lines are 200m furlongs.

Disclaimer.

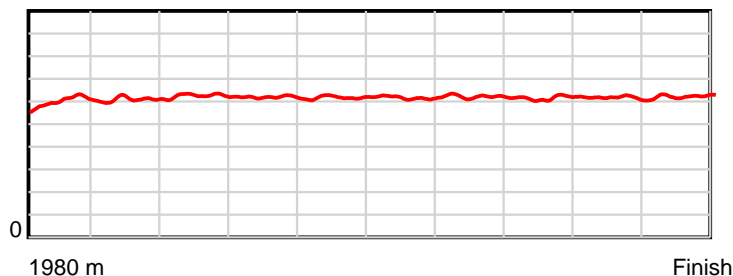
HRNZ and NZMTC and Thoroughbred Ratings Pty Ltd accepts no responsibility for the completeness or accuracy of any of the information contained herein, and makes no representations about its suitability for any particular purpose. Users should make their own judgements about those matters and/or seek independent advice. You assume all risks associated with use of the data provided on this page.

Race Results

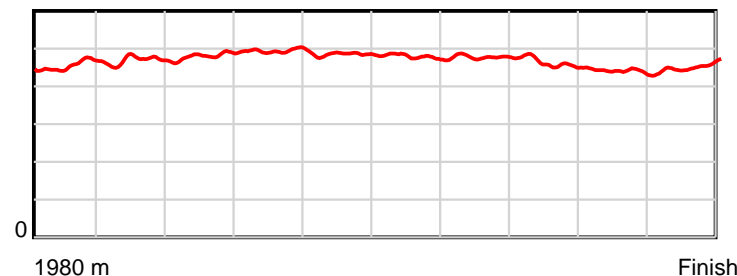
July 12, 2024, Race 1, GARRARDS MOBILE TROT, Distance 1980m, Addington - Survey 1980m

Result	TAB no.	Horse (Barrier)	1980 to	1800m to	1600m to	1400m to	1200m to	1000m to	800m to	600m to	400m to	200m to	Total or	Margin
7th	3	Mode (2)	1800m	1600m	1400m	1200m	1000m	800m	600m	400m	200m	WP	Average	
		Position in running (margin)	-	7(8.1)	7(11.1)	6(8.2)	5(6.4)	5(6.3)	5(5.6)	4(4.0)	5(4.0)	5(3.6)		6.70
		Sectional time (s)	14.19	15.63	15.66	16.03	16.22	15.87	15.43	15.15	14.54	14.45		
		Cumulative time (s)	153.17	138.98	123.35	107.69	91.66	75.44	59.57	44.14	28.99	14.45	2:33.17	
		Speed (m/s)	12.68	12.80	12.77	12.48	12.33	12.60	12.96	13.20	13.76	13.84	12.93	
		Stride length (m)	5.95	6.01	6.13	6.17	5.98	6.03	6.20	6.09	6.04	6.27	6.09	
		Stride duration (s)	0.456	0.469	0.480	0.495	0.484	0.478	0.478	0.461	0.439	0.453	0.471	
		Stride efficiency (%)	55.31	56.36	58.81	59.50	55.79	56.82	59.99	57.94	57.01	61.50	57.88	
		Stride count	30.26	33.30	32.60	32.41	33.47	33.17	32.28	32.85	33.11	31.88	325.33	

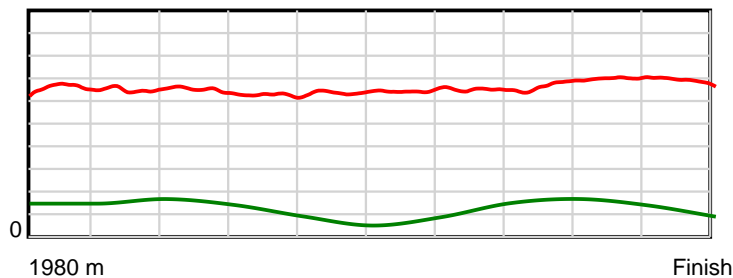
10 m Stride length



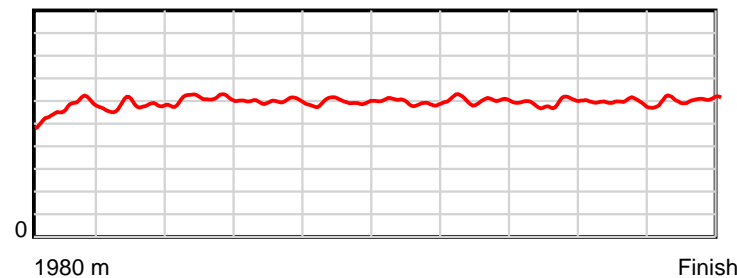
0.6 s Stride duration



20 m/sec Speed



100 % Stride efficiency



Note: Horizontal distance axis grid lines are 200m furlongs.

Disclaimer.

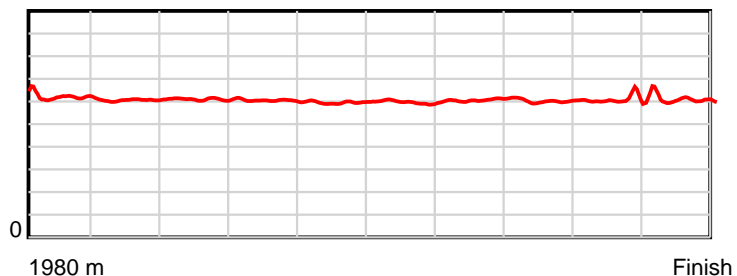
HRNZ and NZMTC and Thoroughbred Ratings Pty Ltd accepts no responsibility for the completeness or accuracy of any of the information contained herein, and makes no representations about its suitability for any particular purpose. Users should make their own judgements about those matters and/or seek independent advice. You assume all risks associated with use of the data provided on this page.

Race Results

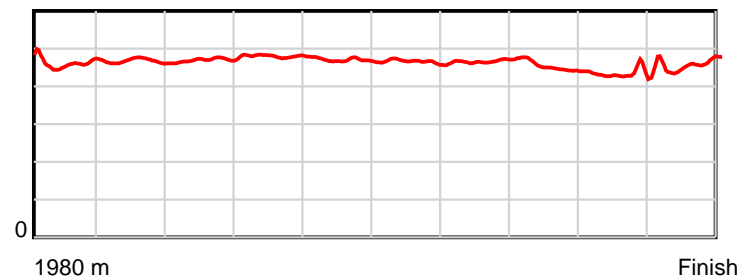
July 12, 2024, Race 1, GARRARDS MOBILE TROT, Distance 1980m, Addington - Survey 1980m

Result	TAB no.	Horse (Barrier)	1980 to	1800m to	1600m to	1400m to	1200m to	1000m to	800m to	600m to	400m to	200m to	Total or	Margin
8th	9	Dash Dosh (8)	1800m	1600m	1400m	1200m	1000m	800m	600m	400m	200m	WP	Average	
		Position in running (margin)	-	5(5.4)	6(9.2)	5(6.4)	3(4.1)	3(4.2)	3(3.7)	3(2.1)	3(2.0)	3(1.1)		7.70
		Sectional time (s)	13.61	15.75	15.69	15.95	16.24	15.91	15.42	15.14	14.46	15.19		
		Cumulative time (s)	153.36	139.75	124.00	108.31	92.36	76.12	60.21	44.79	29.65	15.19	2:33.36	
		Speed (m/s)	13.22	12.70	12.75	12.54	12.32	12.57	12.97	13.21	13.83	13.17	12.91	
		Stride length (m)	6.06	5.93	6.00	6.02	5.78	5.85	6.06	5.96	6.00	6.02	5.97	
		Stride duration (s)	0.457	0.467	0.470	0.480	0.470	0.466	0.467	0.451	0.434	0.457	0.462	
		Stride efficiency (%)	57.44	54.91	56.20	56.65	52.24	53.52	57.43	55.47	56.33	56.68	55.63	
		Stride count	29.69	33.74	33.35	33.22	34.59	34.17	32.99	33.57	33.31	33.21	331.84	

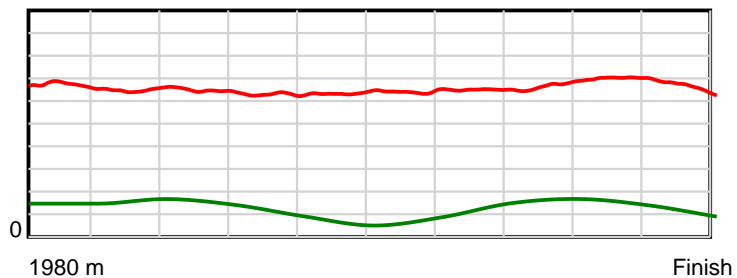
10 m Stride length



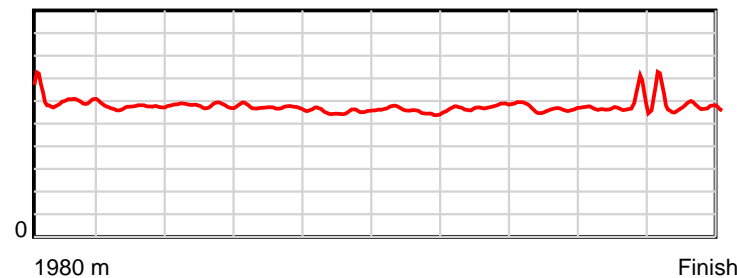
0.6 s Stride duration



20 m/sec Speed



100 % Stride efficiency



Note: Horizontal distance axis grid lines are 200m furlongs.

Disclaimer.

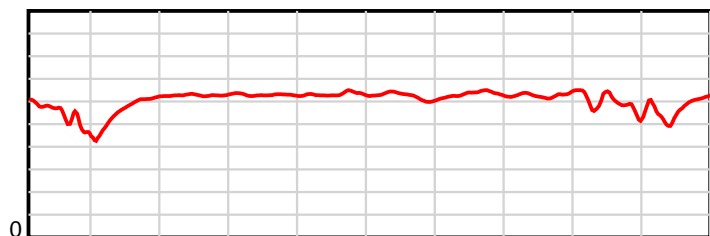
HRNZ and NZMTC and Thoroughbred Ratings Pty Ltd accepts no responsibility for the completeness or accuracy of any of the information contained herein, and makes no representations about its suitability for any particular purpose. Users should make their own judgements about those matters and/or seek independent advice. You assume all risks associated with use of the data provided on this page.

Race Results

July 12, 2024, Race 1, GARRARDS MOBILE TROT, Distance 1980m, Addington - Survey 1980m

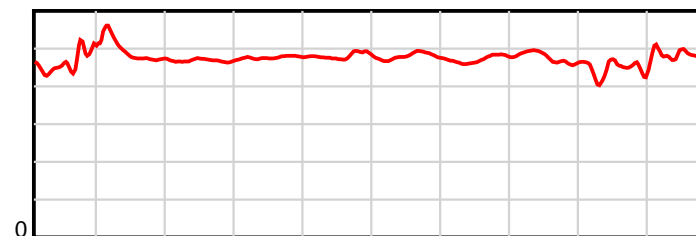
Result	TAB no.	Horse (Barrier)	1980 to	1800m to	1600m to	1400m to	1200m to	1000m to	800m to	600m to	400m to	200m to	Total or	Margin
9th	8	Loveyou To Da ... (7)	1800m	1600m	1400m	1200m	1000m	800m	600m	400m	200m	WP	Average	
		Position in running (margin)	-	10(22.0)	10(37.4)	10(29.8)	10(22.7)	10(18.0)	10(14.9)	10(10.2)	10(10.5)	10(17.1)		30.00
		Sectional time (s)	16.36	17.70	14.88	15.15	15.44	15.47	14.89	15.22	15.70	16.68		
		Cumulative time (s)	157.49	141.13	123.43	108.55	93.40	77.96	62.49	47.60	32.38	16.68	2:37.49	
		Speed (m/s)	11.00	11.30	13.44	13.20	12.95	12.93	13.43	13.14	12.74	11.99	12.57	
		Stride length (m)	5.02	5.61	6.29	6.30	6.22	6.20	6.34	6.24	5.66	5.72	5.94	
		Stride duration (s)	0.454	0.496	0.468	0.477	0.480	0.480	0.472	0.475	0.445	0.477	0.472	
		Stride efficiency (%)	39.35	49.09	61.83	61.94	60.43	60.05	62.80	60.85	50.10	51.06	55.10	
		Stride count	35.87	35.68	31.80	31.77	32.16	32.26	31.55	32.05	35.32	34.99	333.45	

10 m Stride length



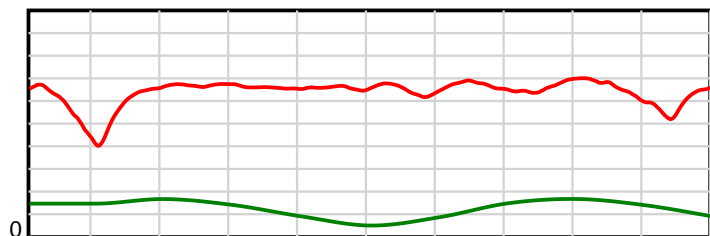
1980 m Finish

0.6 s Stride duration



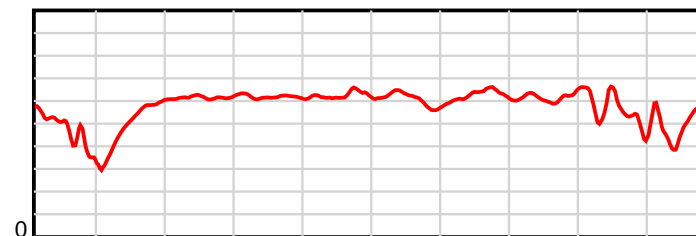
1980 m Finish

20 m/sec Speed



1980 m Finish

100 % Stride efficiency



1980 m Finish

Note: Horizontal distance axis grid lines are 200m furlongs.

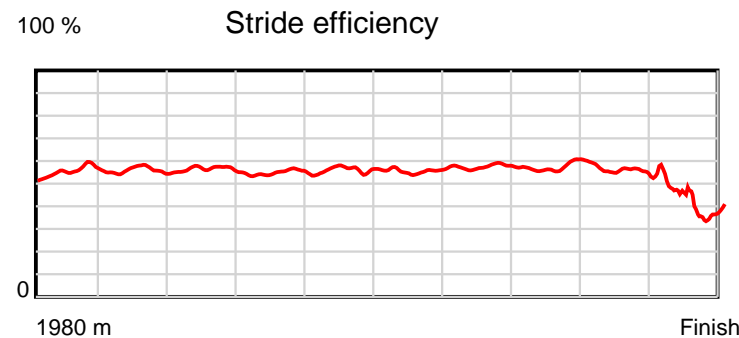
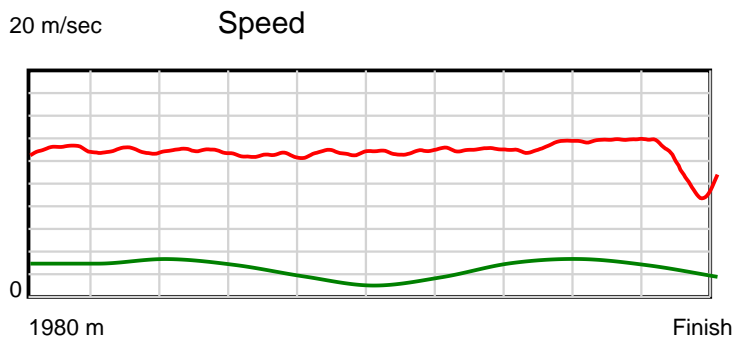
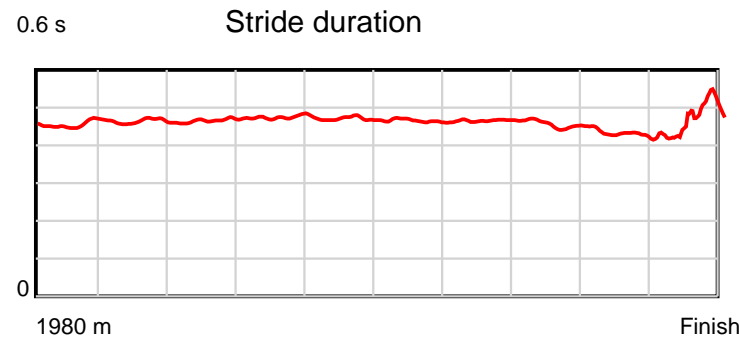
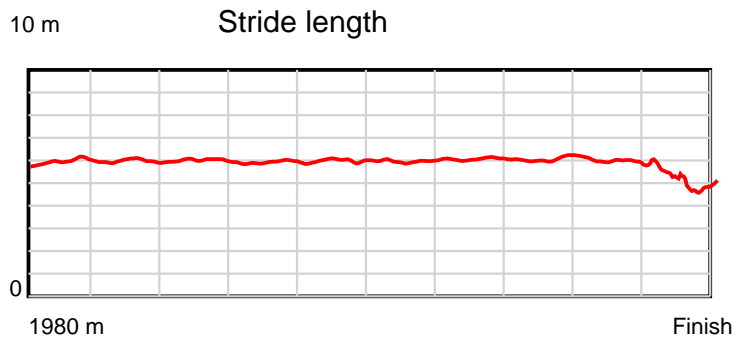
Disclaimer.

HRNZ and NZMTC and Thoroughbred Ratings Pty Ltd accepts no responsibility for the completeness or accuracy of any of the information contained herein, and makes no representations about its suitability for any particular purpose. Users should make their own judgements about those matters and/or seek independent advice. You assume all risks associated with use of the data provided on this page.

Race Results

July 12, 2024, Race 1, GARRARDS MOBILE TROT, Distance 1980m, Addington - Survey 1980m

Result	TAB no.	Horse (Barrier)	1980 to	1800m to	1600m to	1400m to	1200m to	1000m to	800m to	600m to	400m to	200m to	Total or	Margin
10th	11	Lady Lucinda (10)	1800m	1600m	1400m	1200m	1000m	800m	600m	400m	200m	WP	Average	
		Position in running (margin)	-	9(10.4)	8(13.4)	8(10.1)	7(8.2)	7(8.2)	7(7.4)	6(6.0)	6(6.2)	8(6.6)		30.10
		Sectional time (s)	14.44	15.61	15.60	16.03	16.23	15.85	15.44	15.20	14.67	18.44		
		Cumulative time (s)	157.51	143.07	127.46	111.86	95.83	79.60	63.75	48.31	33.11	18.44	2:37.51	
		Speed (m/s)	12.46	12.81	12.82	12.48	12.32	12.62	12.95	13.16	13.63	10.85	12.57	
		Stride length (m)	5.93	5.94	5.96	5.93	5.80	5.87	6.03	5.99	5.87	4.91	5.80	
		Stride duration (s)	0.455	0.464	0.465	0.475	0.470	0.465	0.466	0.455	0.431	0.453	0.462	
		Stride efficiency (%)	54.92	55.19	55.60	54.88	52.55	53.79	56.89	55.99	53.85	37.65	52.61	
		Stride count	30.36	33.65	33.53	33.75	34.49	34.09	33.15	33.41	34.07	40.74	341.24	



Note: Horizontal distance axis grid lines are 200m furlongs.

Disclaimer.

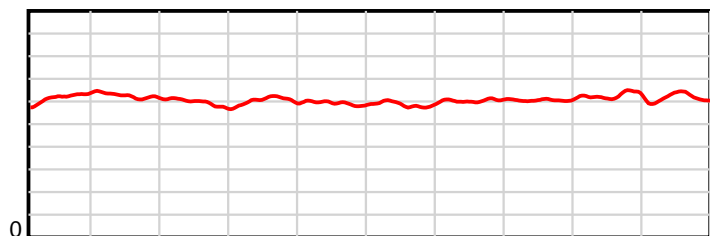
HRNZ and NZMTC and Thoroughbred Ratings Pty Ltd accepts no responsibility for the completeness or accuracy of any of the information contained herein, and makes no representations about its suitability for any particular purpose. Users should make their own judgements about those matters and/or seek independent advice. You assume all risks associated with use of the data provided on this page.

Race Results

July 12, 2024, Race 2, XCM SPORT MOBILE PACE, Distance 1980m, Addington - Survey 1980m

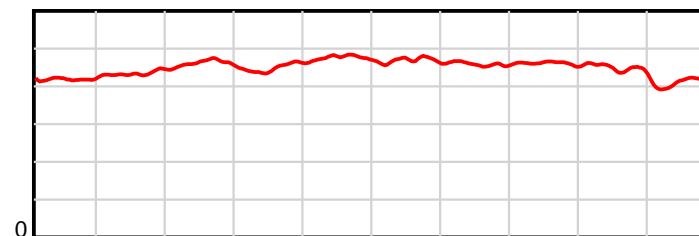
Result	TAB no.	Horse (Barrier)	1980 to	1800m to	1600m to	1400m to	1200m to	1000m to	800m to	600m to	400m to	200m to	Total or	Margin
1st	6	Resilient (6)	1800m	1600m	1400m	1200m	1000m	800m	600m	400m	200m	WP	Average	
		Position in running (margin)	-	1(0.0)	1(0.0)	1(0.0)	2(1.6)	2(1.6)	2(1.6)	2(1.2)	2(1.1)			0.00
		Sectional time (s)	12.41	14.08	15.67	14.86	16.29	15.95	15.25	15.15	14.33	13.20		
		Cumulative time (s)	147.19	134.78	120.70	105.03	90.17	73.88	57.93	42.68	27.53	13.20	2:27.19	
		Speed (m/s)	14.51	14.20	12.76	13.46	12.28	12.54	13.11	13.20	13.96	15.15	13.45	
		Stride length (m)	6.14	6.18	5.89	6.06	5.84	5.88	6.02	6.09	6.22	6.22	6.05	
		Stride duration (s)	0.419	0.435	0.461	0.450	0.476	0.469	0.459	0.461	0.446	0.411	0.450	
		Stride efficiency (%)	58.95	59.68	54.18	57.35	53.34	53.97	56.66	57.87	60.45	60.45	57.19	
		Stride count	29.31	32.36	33.96	33.01	34.23	34.03	33.21	32.87	32.16	32.16	327.30	

10 m Stride length



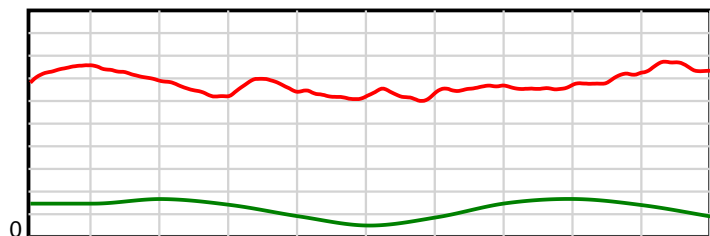
1980 m Finish

0.6 s Stride duration



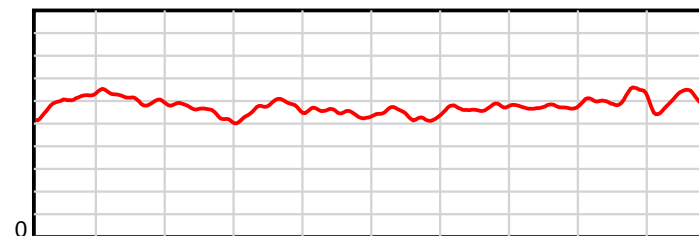
1980 m Finish

20 m/sec Speed



1980 m Finish

100 % Stride efficiency



1980 m Finish

Note: Horizontal distance axis grid lines are 200m furlongs.

Disclaimer.

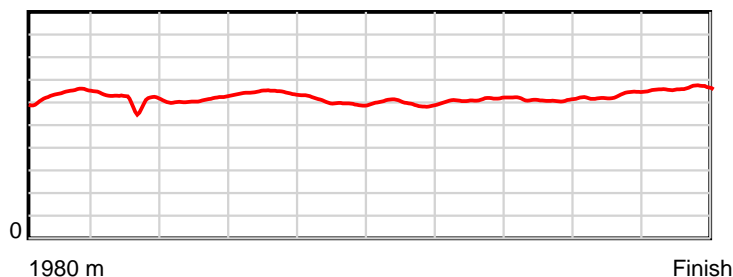
HRNZ and NZMTC and Thoroughbred Ratings Pty Ltd accepts no responsibility for the completeness or accuracy of any of the information contained herein, and makes no representations about its suitability for any particular purpose. Users should make their own judgements about those matters and/or seek independent advice. You assume all risks associated with use of the data provided on this page.

Race Results

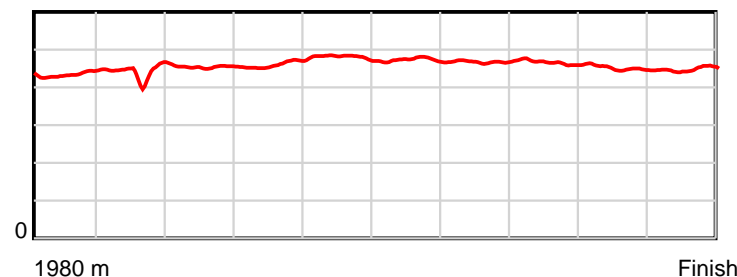
July 12, 2024, Race 2, XCM SPORT MOBILE PACE, Distance 1980m, Addington - Survey 1980m

Result	TAB no.	Horse (Barrier)	1980 to	1800m to	1600m to	1400m to	1200m to	1000m to	800m to	600m to	400m to	200m to	Total or	Margin
2nd	9	Mighty Flying ... (9)	1800m	1600m	1400m	1200m	1000m	800m	600m	400m	200m	WP	Average	
		Position in running (margin)	-	3(0.5)	5(5.0)	2(1.4)	1(0.0)	1(0.0)	1(0.0)	1(0.0)	1(0.0)	1(0.0)		0.10
		Sectional time (s)	12.46	14.82	15.07	14.37	16.28	15.92	15.29	15.20	14.34	13.45		
		Cumulative time (s)	147.20	134.74	119.92	104.85	90.48	74.20	58.28	42.99	27.79	13.45	2:27.20	
		Speed (m/s)	14.45	13.50	13.27	13.92	12.29	12.56	13.08	13.16	13.95	14.87	13.45	
		Stride length (m)	6.34	5.97	6.02	6.42	5.90	5.94	6.12	6.12	6.28	6.65	6.17	
		Stride duration (s)	0.434	0.443	0.454	0.461	0.480	0.473	0.468	0.466	0.450	0.447	0.458	
		Stride efficiency (%)	62.85	55.72	56.68	64.48	54.37	55.11	58.45	58.61	61.57	69.14	59.42	
		Stride count	28.38	33.49	33.21	31.14	33.91	33.68	32.70	32.66	31.86	30.07	321.10	

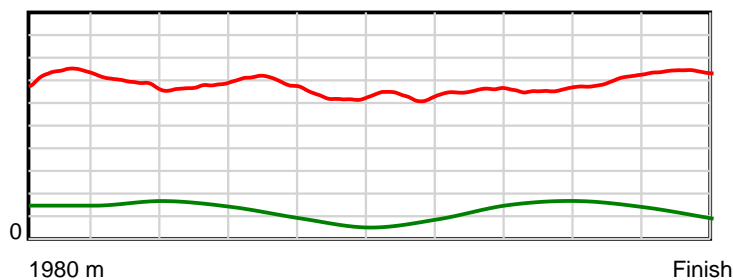
10 m Stride length



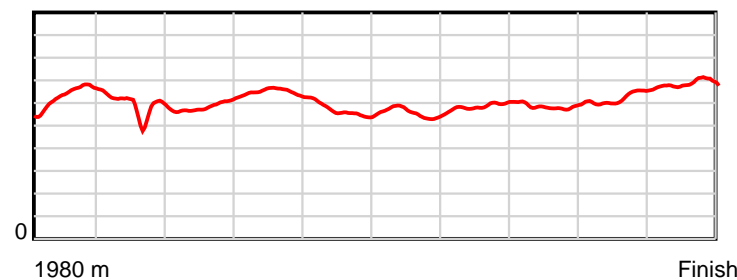
0.6 s Stride duration



20 m/sec Speed



100 % Stride efficiency



Note: Horizontal distance axis grid lines are 200m furlongs.

Disclaimer.

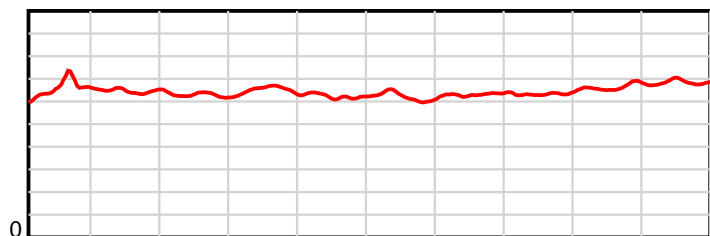
HRNZ and NZMTC and Thoroughbred Ratings Pty Ltd accepts no responsibility for the completeness or accuracy of any of the information contained herein, and makes no representations about its suitability for any particular purpose. Users should make their own judgements about those matters and/or seek independent advice. You assume all risks associated with use of the data provided on this page.

Race Results

July 12, 2024, Race 2, XCM SPORT MOBILE PACE, Distance 1980m, Addington - Survey 1980m

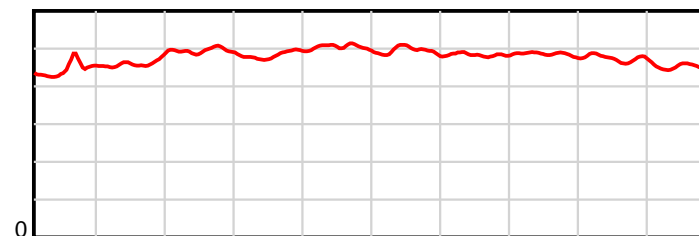
Result	TAB no.	Horse (Barrier)	1980 to	1800m to	1600m to	1400m to	1200m to	1000m to	800m to	600m to	400m to	200m to	Total or	Margin
3rd	1	Spiritual Blis... (1)	1800m	1600m	1400m	1200m	1000m	800m	600m	400m	200m	WP	Average	
		Position in running (margin)	-	2(0.1)	2(2.2)	3(2.6)	3(3.9)	4(3.9)	4(3.7)	5(3.6)	5(3.9)	5(3.3)		0.90
		Sectional time (s)	12.38	14.44	15.74	14.81	16.26	15.89	15.27	15.26	14.25	13.06		
		Cumulative time (s)	147.36	134.98	120.54	104.80	89.99	73.73	57.84	42.57	27.31	13.06	2:27.36	
		Speed (m/s)	14.54	13.85	12.71	13.50	12.30	12.59	13.10	13.11	14.04	15.31	13.44	
		Stride length (m)	6.51	6.42	6.28	6.53	6.19	6.22	6.34	6.35	6.65	6.93	6.43	
		Stride duration (s)	0.444	0.464	0.494	0.484	0.504	0.494	0.484	0.484	0.473	0.453	0.479	
		Stride efficiency (%)	66.16	64.42	61.64	66.66	59.96	60.36	62.83	62.92	69.02	75.04	64.68	
		Stride count	27.66	31.15	31.84	30.62	32.29	32.18	31.54	31.52	30.09	28.86	307.75	

10 m Stride length



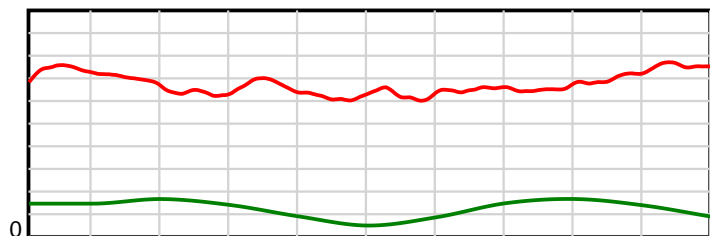
1980 m Finish

0.6 s Stride duration



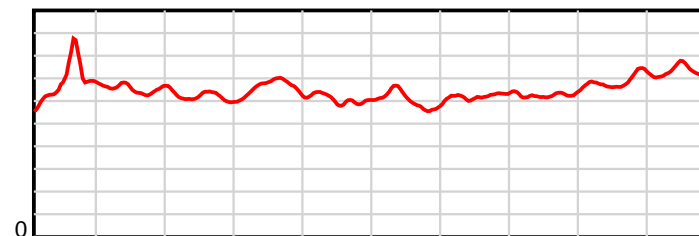
1980 m Finish

20 m/sec Speed



1980 m Finish

100 % Stride efficiency



1980 m Finish

Note: Horizontal distance axis grid lines are 200m furlongs.

Disclaimer.

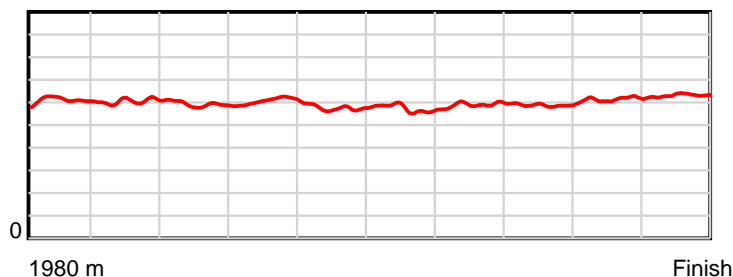
HRNZ and NZMTC and Thoroughbred Ratings Pty Ltd accepts no responsibility for the completeness or accuracy of any of the information contained herein, and makes no representations about its suitability for any particular purpose. Users should make their own judgements about those matters and/or seek independent advice. You assume all risks associated with use of the data provided on this page.

Race Results

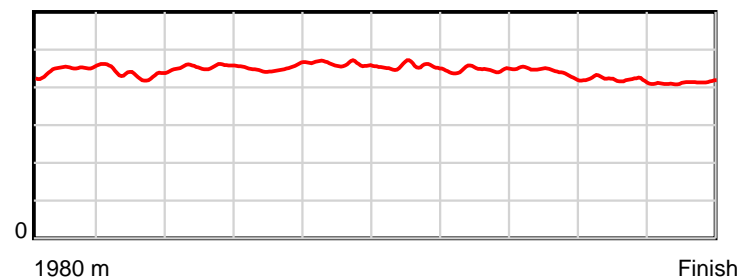
July 12, 2024, Race 2, XCM SPORT MOBILE PACE, Distance 1980m, Addington - Survey 1980m

Result	TAB no.	Horse (Barrier)	1980 to	1800m to	1600m to	1400m to	1200m to	1000m to	800m to	600m to	400m to	200m to	Total or	Margin
4th	5	Almighty Cleve... (5)	1800m	1600m	1400m	1200m	1000m	800m	600m	400m	200m	WP	Average	
		Position in running (margin)	-	12(7.2)	9(9.1)	10(8.5)	11(10.2)	11(10.4)	11(10.8)	11(10.0)	11(8.4)	10(5.7)		2.80
		Sectional time (s)	13.48	14.40	15.57	14.89	16.31	15.98	15.17	14.94	13.89	13.07		
		Cumulative time (s)	147.70	134.22	119.82	104.25	89.36	73.05	57.07	41.90	26.96	13.07	2:27.70	
		Speed (m/s)	13.36	13.89	12.85	13.43	12.26	12.52	13.18	13.39	14.40	15.30	13.41	
		Stride length (m)	6.00	6.07	5.85	6.06	5.66	5.70	5.89	5.90	6.06	6.32	5.94	
		Stride duration (s)	0.449	0.437	0.455	0.451	0.462	0.455	0.446	0.440	0.421	0.413	0.443	
		Stride efficiency (%)	56.26	57.51	53.42	57.44	50.08	50.74	54.15	54.31	57.30	62.43	55.19	
		Stride count	30.00	32.97	34.21	32.99	35.33	35.10	33.97	33.92	33.03	31.64	333.16	

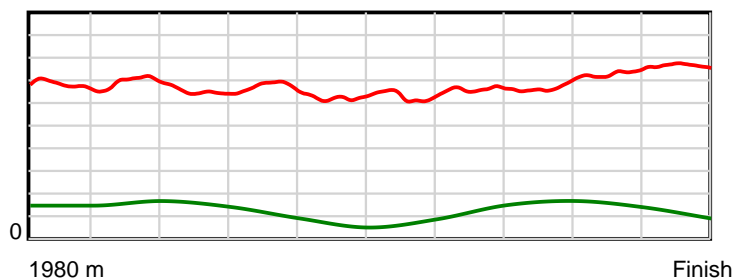
10 m Stride length



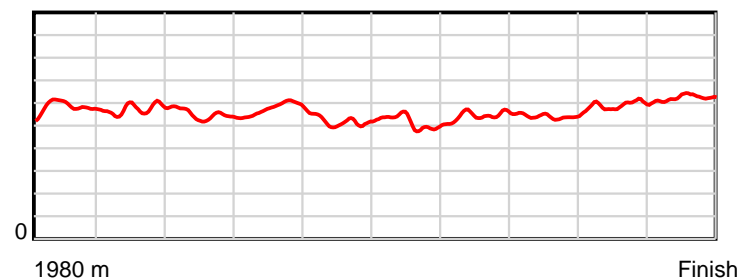
0.6 s Stride duration



20 m/sec Speed



100 % Stride efficiency



Note: Horizontal distance axis grid lines are 200m furlongs.

Disclaimer.

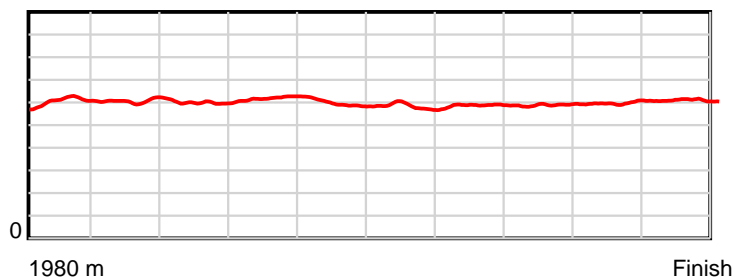
HRNZ and NZMTC and Thoroughbred Ratings Pty Ltd accepts no responsibility for the completeness or accuracy of any of the information contained herein, and makes no representations about its suitability for any particular purpose. Users should make their own judgements about those matters and/or seek independent advice. You assume all risks associated with use of the data provided on this page.

Race Results

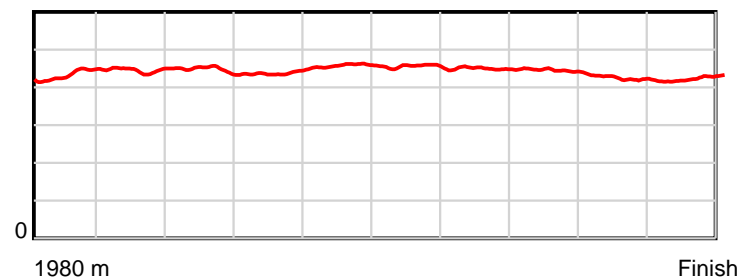
July 12, 2024, Race 2, XCM SPORT MOBILE PACE, Distance 1980m, Addington - Survey 1980m

Result	TAB no.	Horse (Barrier)	1980 to	1800m to	1600m to	1400m to	1200m to	1000m to	800m to	600m to	400m to	200m to	Total or	Margin
5th	7	Fusion Reactor (7)	1800m	1600m	1400m	1200m	1000m	800m	600m	400m	200m	WP	Average	
		Position in running (margin)	-	8(3.9)	11(10.5)	8(7.5)	5(4.6)	3(2.4)	3(2.3)	3(1.6)	3(2.0)	3(1.6)		3.50
		Sectional time (s)	12.92	15.18	15.16	14.11	15.92	15.90	15.18	15.27	14.28	13.91		
		Cumulative time (s)	147.83	134.91	119.73	104.57	90.46	74.54	58.64	43.46	28.19	13.91	2:27.83	
		Speed (m/s)	13.94	13.18	13.19	14.17	12.56	12.58	13.18	13.10	14.01	14.38	13.39	
		Stride length (m)	6.06	5.87	5.90	6.21	5.75	5.72	5.93	5.81	5.93	6.10	5.92	
		Stride duration (s)	0.435	0.446	0.447	0.438	0.458	0.455	0.450	0.444	0.423	0.424	0.442	
		Stride efficiency (%)	57.32	53.86	54.34	60.32	51.75	51.09	54.96	52.82	54.99	58.05	54.83	
		Stride count	29.72	34.07	33.92	32.19	34.75	34.98	33.72	34.40	33.71	32.81	334.27	

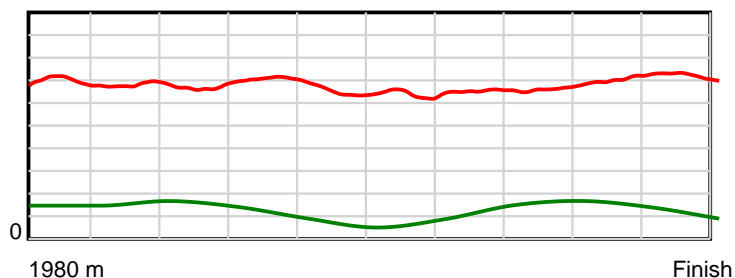
10 m Stride length



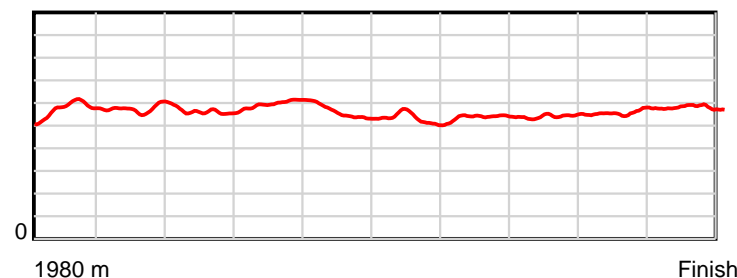
0.6 s Stride duration



20 m/sec Speed



100 % Stride efficiency



Note: Horizontal distance axis grid lines are 200m furlongs.

Disclaimer.

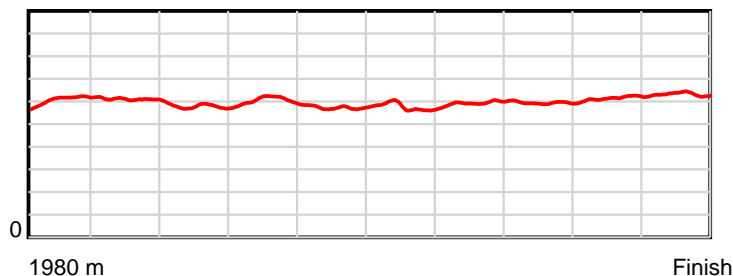
HRNZ and NZMTC and Thoroughbred Ratings Pty Ltd accepts no responsibility for the completeness or accuracy of any of the information contained herein, and makes no representations about its suitability for any particular purpose. Users should make their own judgements about those matters and/or seek independent advice. You assume all risks associated with use of the data provided on this page.

Race Results

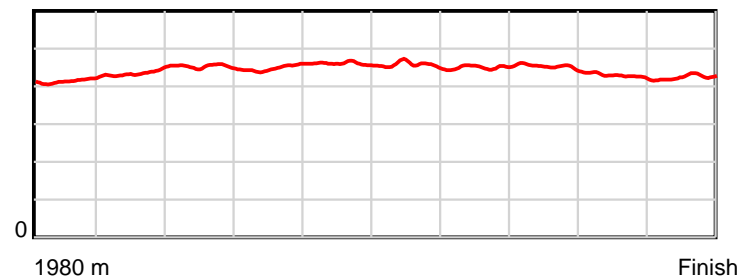
July 12, 2024, Race 2, XCM SPORT MOBILE PACE, Distance 1980m, Addington - Survey 1980m

Result	TAB no.	Horse (Barrier)	1980 to	1800m to	1600m to	1400m to	1200m to	1000m to	800m to	600m to	400m to	200m to	Total or	Margin
6th	10	Hoo Haa (10)	1800m	1600m	1400m	1200m	1000m	800m	600m	400m	200m	WP	Average	
		Position in running (margin)	-	6(2.7)	3(3.4)	5(3.7)	6(5.4)	6(6.1)	7(6.1)	7(5.9)	8(5.8)	7(4.5)		3.60
		Sectional time (s)	12.78	14.20	15.71	14.89	16.39	15.92	15.25	15.18	14.13	13.40		
		Cumulative time (s)	147.85	135.07	120.87	105.16	90.27	73.88	57.96	42.71	27.53	13.40	2:27.85	
		Speed (m/s)	14.09	14.08	12.73	13.43	12.20	12.56	13.11	13.18	14.15	14.93	13.39	
		Stride length (m)	6.02	6.13	5.76	6.02	5.62	5.74	5.91	5.96	6.06	6.35	5.95	
		Stride duration (s)	0.414	0.436	0.453	0.448	0.460	0.457	0.450	0.452	0.428	0.425	0.444	
		Stride efficiency (%)	56.70	58.78	51.90	56.69	49.29	51.41	54.52	55.49	57.33	62.96	55.30	
		Stride count	29.88	32.61	34.70	33.21	35.61	34.87	33.86	33.56	33.02	31.51	332.83	

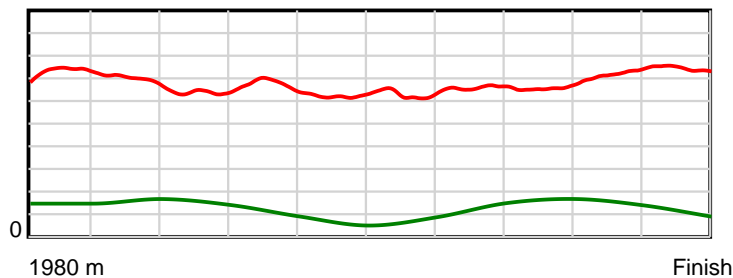
10 m Stride length



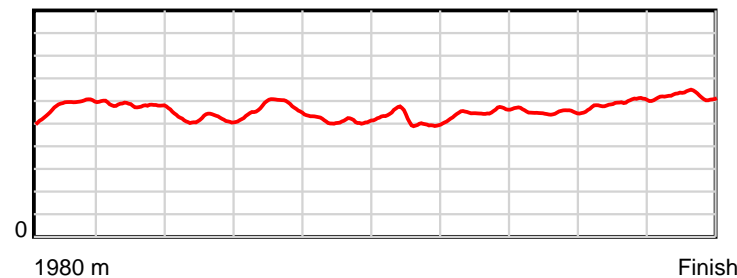
0.6 s Stride duration



20 m/sec Speed



100 % Stride efficiency



Note: Horizontal distance axis grid lines are 200m furlongs.

Disclaimer.

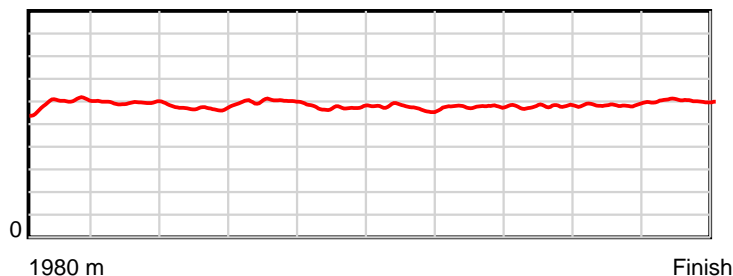
HRNZ and NZMTC and Thoroughbred Ratings Pty Ltd accepts no responsibility for the completeness or accuracy of any of the information contained herein, and makes no representations about its suitability for any particular purpose. Users should make their own judgements about those matters and/or seek independent advice. You assume all risks associated with use of the data provided on this page.

Race Results

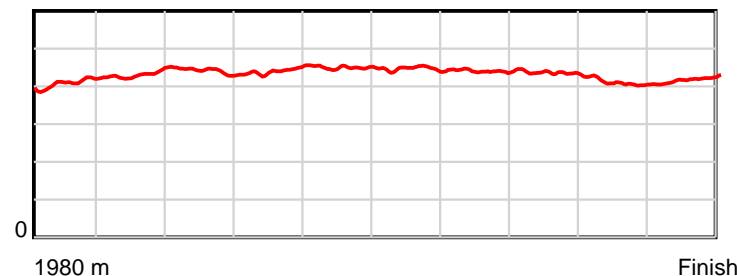
July 12, 2024, Race 2, XCM SPORT MOBILE PACE, Distance 1980m, Addington - Survey 1980m

Result	TAB no.	Horse (Barrier)	1980 to	1800m to	1600m to	1400m to	1200m to	1000m to	800m to	600m to	400m to	200m to	Total or	Margin
7th	4	Courage Reacto... (4)	1800m	1600m	1400m	1200m	1000m	800m	600m	400m	200m	WP	Average	
		Position in running (margin)	-	4(0.9)	4(3.8)	4(3.5)	4(4.5)	5(3.9)	5(3.8)	4(3.4)	4(3.2)	4(2.3)		4.50
		Sectional time (s)	12.61	14.56	15.63	14.76	16.18	15.89	15.22	15.17	14.21	13.78		
		Cumulative time (s)	148.01	135.40	120.84	105.21	90.45	74.27	58.38	43.16	27.99	13.78	2:28.01	
		Speed (m/s)	14.28	13.74	12.80	13.55	12.36	12.59	13.14	13.18	14.07	14.51	13.38	
		Stride length (m)	5.91	5.92	5.65	5.96	5.56	5.62	5.79	5.73	5.76	6.08	5.79	
		Stride duration (s)	0.410	0.431	0.441	0.440	0.449	0.446	0.441	0.435	0.409	0.419	0.433	
		Stride efficiency (%)	54.65	54.84	49.82	55.60	48.23	49.33	52.41	51.34	51.87	57.77	52.45	
		Stride count	30.44	33.76	35.42	33.53	36.00	35.60	34.53	34.89	34.71	32.89	341.77	

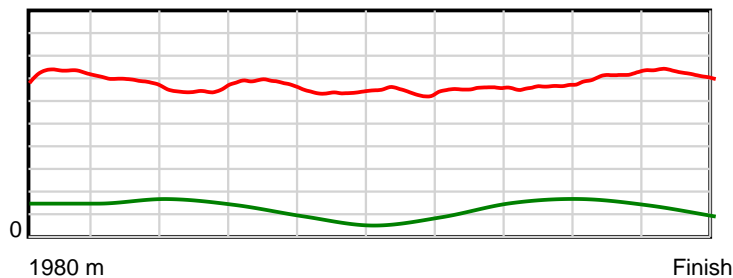
10 m Stride length



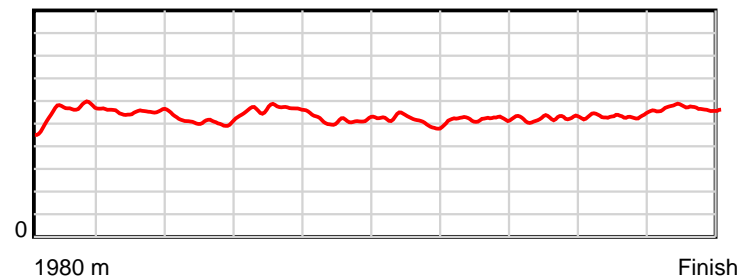
0.6 s Stride duration



20 m/sec Speed



100 % Stride efficiency



Note: Horizontal distance axis grid lines are 200m furlongs.

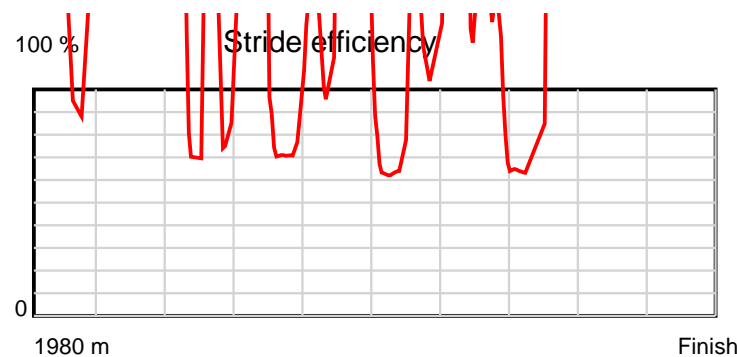
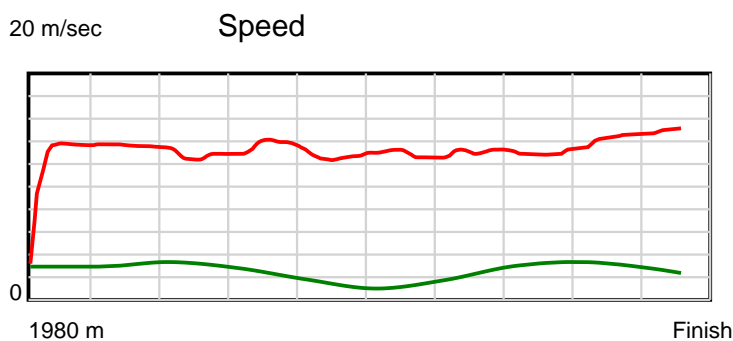
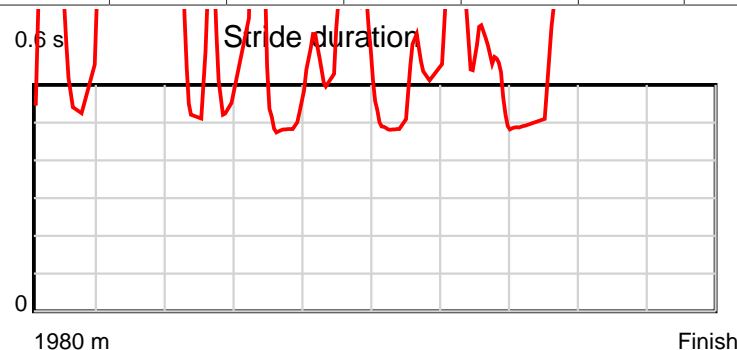
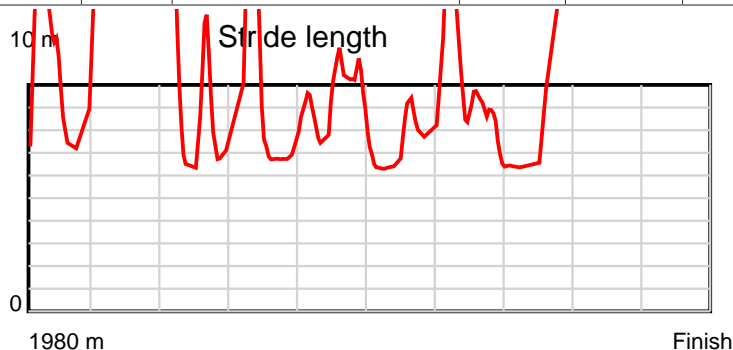
Disclaimer.

HRNZ and NZMTC and Thoroughbred Ratings Pty Ltd accepts no responsibility for the completeness or accuracy of any of the information contained herein, and makes no representations about its suitability for any particular purpose. Users should make their own judgements about those matters and/or seek independent advice. You assume all risks associated with use of the data provided on this page.

Race Results

July 12, 2024, Race 2, XCM SPORT MOBILE PACE, Distance 1980m, Addington - Survey 1980m

Result	TAB no.	Horse (Barrier)	1980 to	1800m to	1600m to	1400m to	1200m to	1000m to	800m to	600m to	400m to	200m to	Total or	Margin
8th	8	Kirkman (8)	1800m	1600m	1400m	1200m	1000m	800m	600m	400m	200m	WP	Average	
		Position in running (margin)	-	10(5.7)	12(11.8)	12(12.6)	12(12.5)	12(11.5)	12(11.1)	12(10.5)	12(9.3)	12(6.9)		5.20
		Sectional time (s)	13.13	15.10	15.81	14.58	16.10	15.86	15.18	15.01	13.95	13.43		
		Cumulative time (s)	148.15	135.02	119.92	104.11	89.53	73.43	57.57	42.39	27.38	13.43	2:28.15	
		Speed (m/s)	13.71	13.25	12.65	13.72	12.42	12.61	13.18	13.32	14.34	14.89	13.37	
		Stride length (m)	10.25	11.27	7.97	8.21	7.22	7.84	7.51	9.12	11.74	14.10	9.09	
		Stride duration (s)	0.752	0.851	0.630	0.598	0.581	0.622	0.570	0.685	0.819	0.947	0.680	
		Stride efficiency (%)	164.31	198.49	99.20	105.25	81.35	96.06	88.18	130.08	215.32	310.58	129.18	
		Stride count	17.55	17.75	25.10	24.37	27.72	25.51	26.62	21.92	17.04	14.19	217.77	



Note: Horizontal distance axis grid lines are 200m furlongs.

Disclaimer.

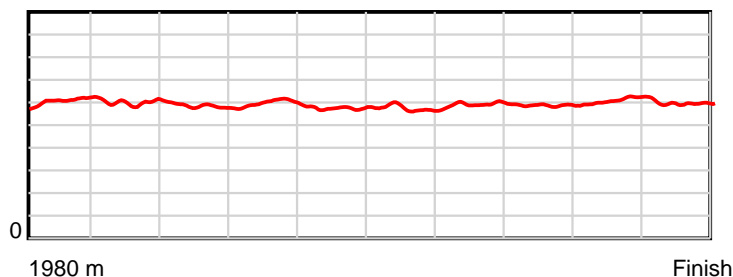
HRNZ and NZMTC and Thoroughbred Ratings Pty Ltd accepts no responsibility for the completeness or accuracy of any of the information contained herein, and makes no representations about its suitability for any particular purpose. Users should make their own judgements about those matters and/or seek independent advice. You assume all risks associated with use of the data provided on this page.

Race Results

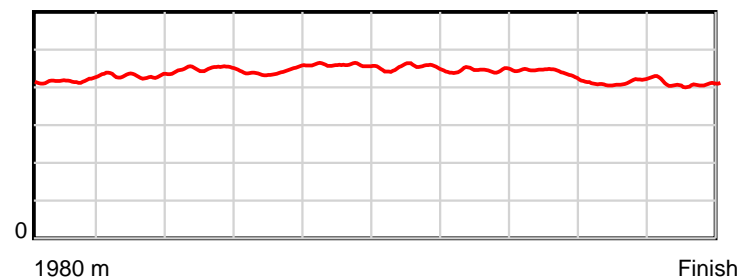
July 12, 2024, Race 2, XCM SPORT MOBILE PACE, Distance 1980m, Addington - Survey 1980m

Result	TAB no.	Horse (Barrier)	1980 to	1800m to	1600m to	1400m to	1200m to	1000m to	800m to	600m to	400m to	200m to	Total or	Margin
9th	11	Auntie Deb (11)	1800m	1600m	1400m	1200m	1000m	800m	600m	400m	200m	WP	Average	
		Position in running (margin)	-	9(4.2)	8(8.1)	7(6.7)	8(8.0)	9(9.2)	9(8.8)	9(7.6)	10(7.9)	9(5.4)		5.60
		Sectional time (s)	13.01	14.72	15.44	14.82	16.48	15.85	15.10	15.24	13.94	13.63		
		Cumulative time (s)	148.23	135.22	120.50	105.06	90.24	73.76	57.91	42.81	27.57	13.63	2:28.23	
		Speed (m/s)	13.84	13.59	12.95	13.50	12.14	12.62	13.25	13.12	14.35	14.67	13.36	
		Stride length (m)	6.00	5.86	5.83	5.97	5.57	5.70	5.90	5.75	5.95	5.98	5.85	
		Stride duration (s)	0.418	0.431	0.450	0.442	0.459	0.452	0.445	0.438	0.415	0.408	0.438	
		Stride efficiency (%)	56.19	53.62	53.05	55.73	48.50	50.82	54.32	51.70	55.29	55.95	53.41	
		Stride count	30.02	34.14	34.33	33.49	35.90	35.07	33.92	34.77	33.62	33.42	338.68	

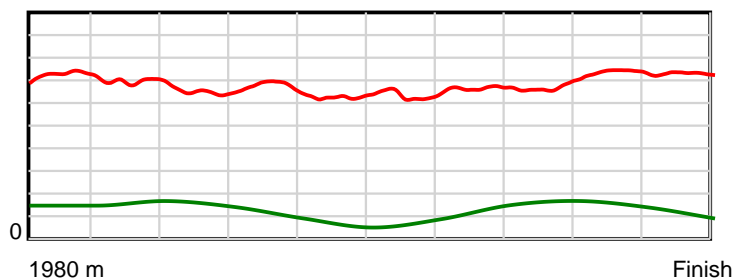
10 m Stride length



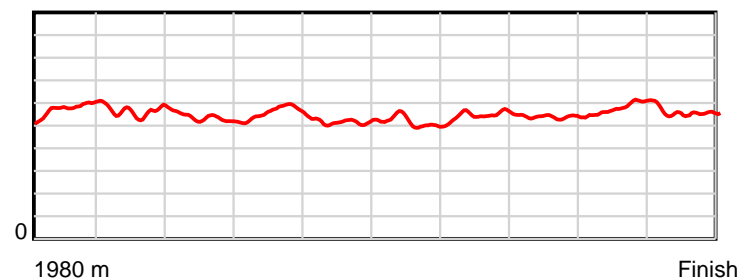
0.6 s Stride duration



20 m/sec Speed



100 % Stride efficiency



Note: Horizontal distance axis grid lines are 200m furlongs.

Disclaimer.

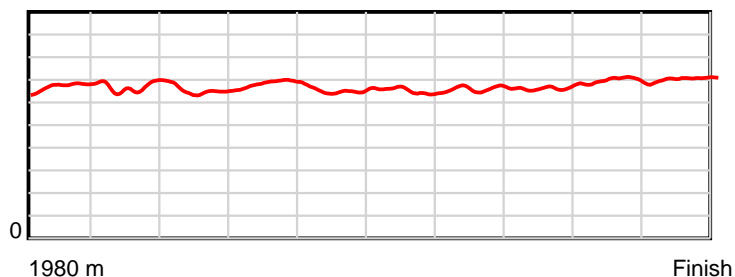
HRNZ and NZMTC and Thoroughbred Ratings Pty Ltd accepts no responsibility for the completeness or accuracy of any of the information contained herein, and makes no representations about its suitability for any particular purpose. Users should make their own judgements about those matters and/or seek independent advice. You assume all risks associated with use of the data provided on this page.

Race Results

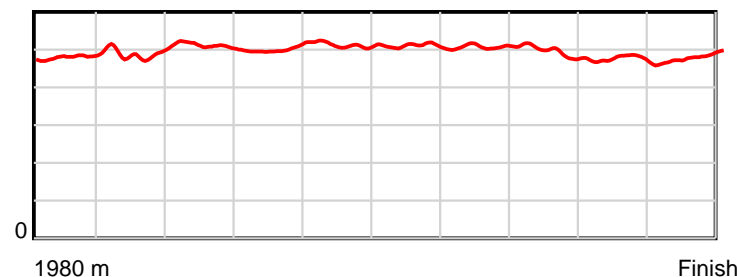
July 12, 2024, Race 2, XCM SPORT MOBILE PACE, Distance 1980m, Addington - Survey 1980m

Result	TAB no.	Horse (Barrier)	1980 to	1800m to	1600m to	1400m to	1200m to	1000m to	800m to	600m to	400m to	200m to	Total or	Margin
10th	12	Franco Hoffman (12)	1800m	1600m	1400m	1200m	1000m	800m	600m	400m	200m	WP	Average	
		Position in running (margin)	-	11(5.8)	10(9.4)	11(10.2)	10(10.1)	10(9.7)	10(9.2)	10(8.8)	9(7.7)	11(5.9)		6.00
		Sectional time (s)	13.27	14.68	15.81	14.57	16.21	15.85	15.22	15.03	14.04	13.61		
		Cumulative time (s)	148.29	135.02	120.34	104.53	89.96	73.75	57.90	42.68	27.65	13.61	2:28.29	
		Speed (m/s)	13.57	13.62	12.65	13.73	12.34	12.62	13.14	13.31	14.25	14.70	13.35	
		Stride length (m)	6.72	6.68	6.47	6.88	6.32	6.43	6.67	6.57	6.75	7.08	6.65	
		Stride duration (s)	0.480	0.491	0.511	0.501	0.512	0.509	0.508	0.494	0.474	0.482	0.498	
		Stride efficiency (%)	70.48	69.79	65.33	73.90	62.44	64.60	69.55	67.45	71.13	78.28	69.07	
		Stride count	26.80	29.93	30.93	29.08	31.64	31.11	29.98	30.44	29.64	28.26	297.81	

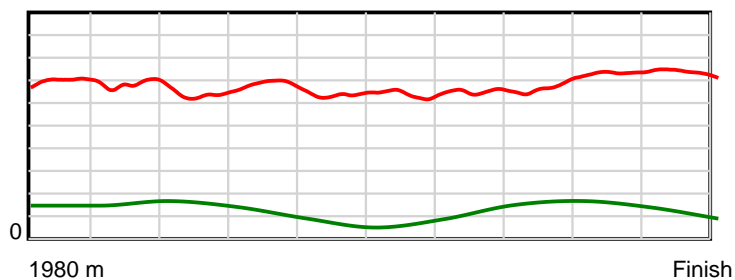
10 m Stride length



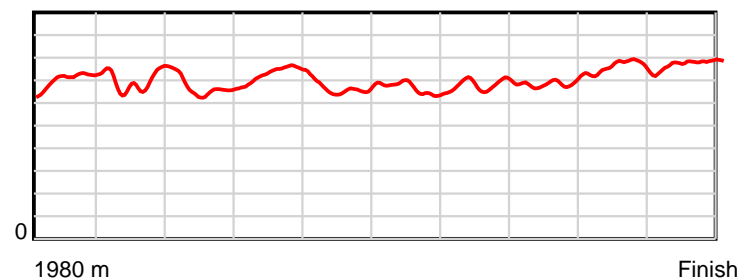
0.6 s Stride duration



20 m/sec Speed



100 % Stride efficiency



Note: Horizontal distance axis grid lines are 200m furlongs.

Disclaimer.

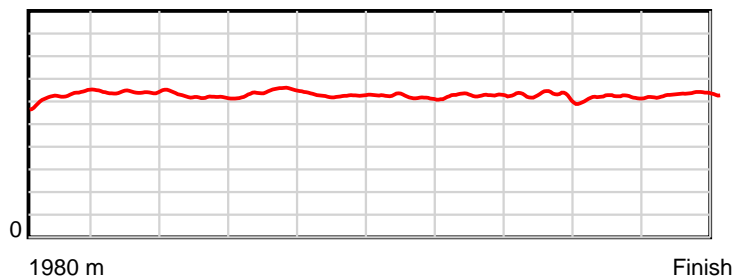
HRNZ and NZMTC and Thoroughbred Ratings Pty Ltd accepts no responsibility for the completeness or accuracy of any of the information contained herein, and makes no representations about its suitability for any particular purpose. Users should make their own judgements about those matters and/or seek independent advice. You assume all risks associated with use of the data provided on this page.

Race Results

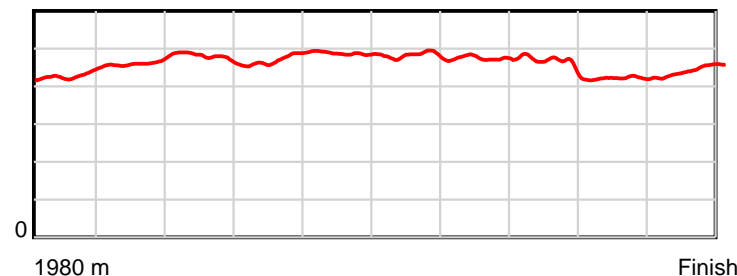
July 12, 2024, Race 2, XCM SPORT MOBILE PACE, Distance 1980m, Addington - Survey 1980m

Result	TAB no.	Horse (Barrier)	1980 to	1800m to	1600m to	1400m to	1200m to	1000m to	800m to	600m to	400m to	200m to	Total or	Margin
11th	2	Jaccka Opa (2)	1800m	1600m	1400m	1200m	1000m	800m	600m	400m	200m	WP	Average	
		Position in running (margin)	-	5(2.3)	6(6.8)	6(6.6)	7(6.7)	7(6.5)	6(5.9)	6(5.4)	6(5.2)	6(3.5)		6.20
		Sectional time (s)	12.61	14.83	15.62	14.62	16.25	15.82	15.20	15.17	14.06	14.15		
		Cumulative time (s)	148.33	135.72	120.89	105.27	90.65	74.40	58.58	43.38	28.21	14.15	2:28.33	
		Speed (m/s)	14.28	13.49	12.80	13.68	12.31	12.64	13.16	13.18	14.22	14.13	13.35	
		Stride length (m)	6.14	6.23	6.13	6.44	6.00	6.07	6.25	6.05	5.99	6.31	6.16	
		Stride duration (s)	0.429	0.462	0.479	0.471	0.487	0.481	0.475	0.459	0.421	0.447	0.461	
		Stride efficiency (%)	58.89	60.67	58.72	64.85	56.26	57.65	61.08	57.24	56.09	62.30	59.29	
		Stride count	29.32	32.10	32.63	31.05	33.33	32.93	31.99	33.04	33.38	31.68	321.45	

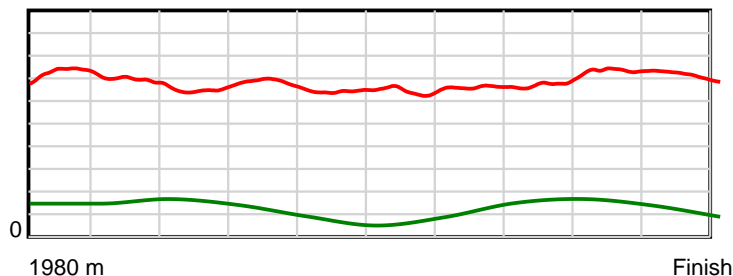
10 m Stride length



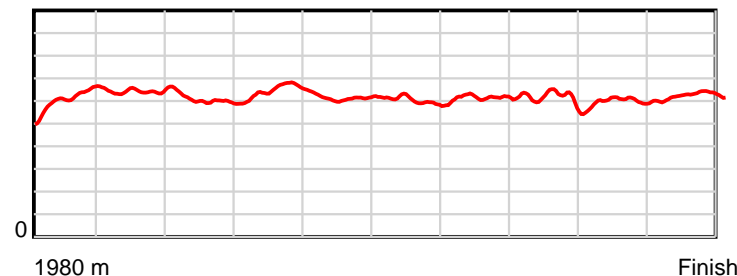
0.6 s Stride duration



20 m/sec Speed



100 % Stride efficiency



Note: Horizontal distance axis grid lines are 200m furlongs.

Disclaimer.

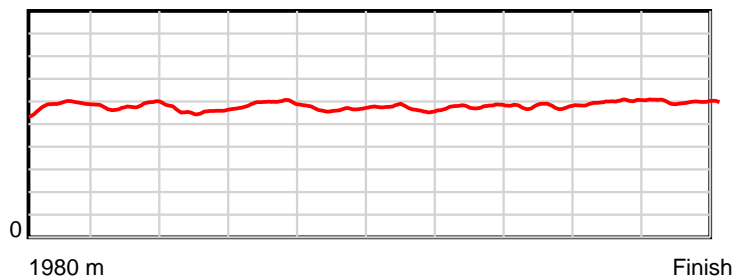
HRNZ and NZMTC and Thoroughbred Ratings Pty Ltd accepts no responsibility for the completeness or accuracy of any of the information contained herein, and makes no representations about its suitability for any particular purpose. Users should make their own judgements about those matters and/or seek independent advice. You assume all risks associated with use of the data provided on this page.

Race Results

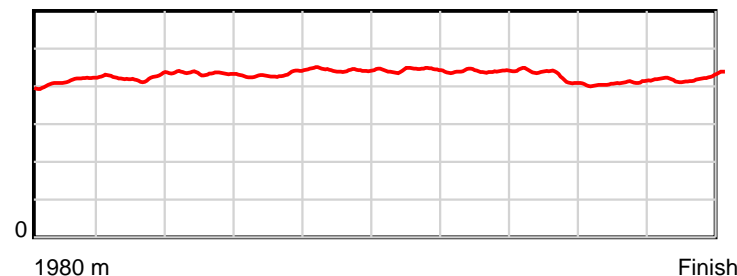
July 12, 2024, Race 2, XCM SPORT MOBILE PACE, Distance 1980m, Addington - Survey 1980m

Result	TAB no.	Horse (Barrier)	1980 to	1800m to	1600m to	1400m to	1200m to	1000m to	800m to	600m to	400m to	200m to	Total or	Margin
12th	3	Sofia Rose (3)	1800m	1600m	1400m	1200m	1000m	800m	600m	400m	200m	WP	Average	
		Position in running (margin)	-	7(3.3)	7(7.4)	9(8.4)	9(8.3)	8(7.7)	8(7.4)	8(6.8)	7(5.5)	8(4.9)		7.90
		Sectional time (s)	12.86	14.76	15.85	14.57	16.19	15.86	15.19	14.99	14.26	14.12		
		Cumulative time (s)	148.65	135.79	121.03	105.18	90.61	74.42	58.56	43.37	28.38	14.12	2:28.65	
		Speed (m/s)	14.00	13.55	12.62	13.73	12.35	12.61	13.17	13.34	14.03	14.16	13.32	
		Stride length (m)	5.81	5.74	5.48	5.93	5.48	5.58	5.80	5.69	5.75	5.99	5.72	
		Stride duration (s)	0.414	0.424	0.434	0.432	0.443	0.442	0.441	0.426	0.410	0.423	0.429	
		Stride efficiency (%)	52.79	51.53	46.95	54.87	46.89	48.62	52.61	50.54	51.74	56.09	51.12	
		Stride count	30.97	34.83	36.49	33.75	36.51	35.86	34.47	35.17	34.76	33.38	346.19	

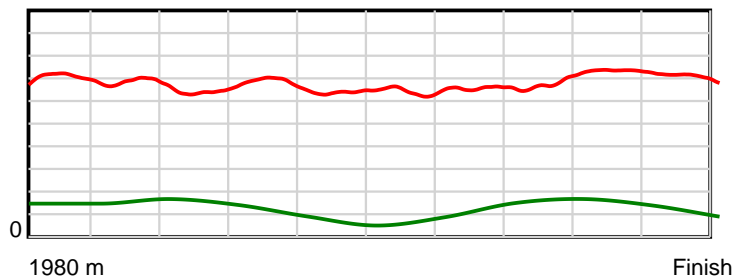
10 m Stride length



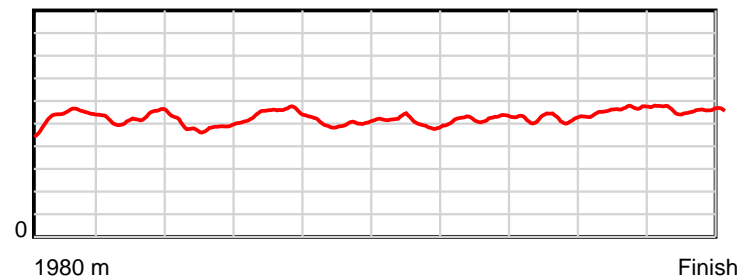
0.6 s Stride duration



20 m/sec Speed



100 % Stride efficiency



Note: Horizontal distance axis grid lines are 200m furlongs.

Disclaimer.

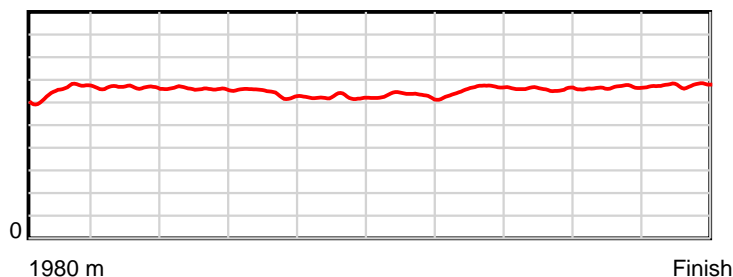
HRNZ and NZMTC and Thoroughbred Ratings Pty Ltd accepts no responsibility for the completeness or accuracy of any of the information contained herein, and makes no representations about its suitability for any particular purpose. Users should make their own judgements about those matters and/or seek independent advice. You assume all risks associated with use of the data provided on this page.

Race Results

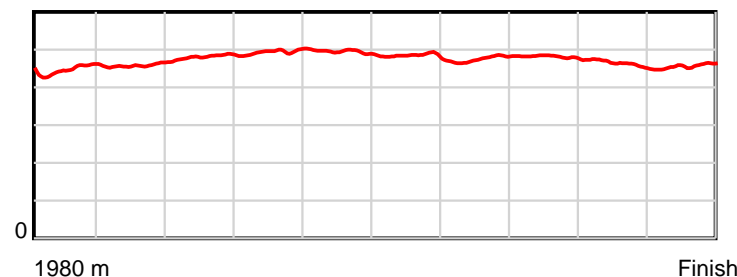
July 12, 2024, Race 3, AVON CITY FORD MOBILE PACE, Distance 1980m, Addington - Survey 1980m

Result	TAB no.	Horse (Barrier)	1980 to	1800m to	1600m to	1400m to	1200m to	1000m to	800m to	600m to	400m to	200m to	Total or	Margin
1st	6	C C Arden (6)	1800m	1600m	1400m	1200m	1000m	800m	600m	400m	200m	WP	Average	
		Position in running (margin)	-	2(1.5)	2(0.1)	1(0.0)	1(0.0)	1(0.0)	1(0.0)	1(0.0)	1(0.0)	1(0.0)		0.00
		Sectional time (s)	12.59	14.05	14.49	15.54	15.83	15.35	14.42	14.64	13.91	13.42		
		Cumulative time (s)	144.24	131.65	117.60	103.11	87.57	71.74	56.39	41.97	27.33	13.42	2:24.24	
		Speed (m/s)	14.30	14.23	13.80	12.87	12.63	13.03	13.87	13.66	14.38	14.90	13.73	
		Stride length (m)	6.48	6.52	6.65	6.37	6.24	6.30	6.60	6.57	6.64	6.82	6.51	
		Stride duration (s)	0.447	0.458	0.482	0.495	0.494	0.483	0.476	0.481	0.462	0.458	0.475	
		Stride efficiency (%)	65.62	66.46	69.10	63.41	60.82	61.96	67.98	67.38	68.92	72.71	66.30	
		Stride count	27.78	30.67	30.08	31.40	32.06	31.76	30.32	30.46	30.12	29.32	303.97	

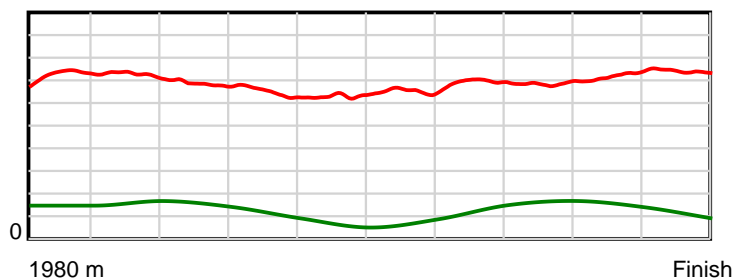
10 m Stride length



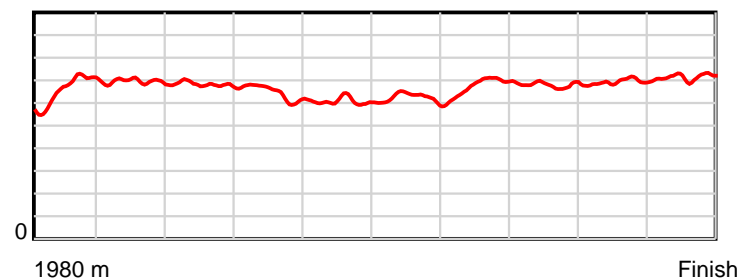
0.6 s Stride duration



20 m/sec Speed



100 % Stride efficiency



Note: Horizontal distance axis grid lines are 200m furlongs.

Disclaimer.

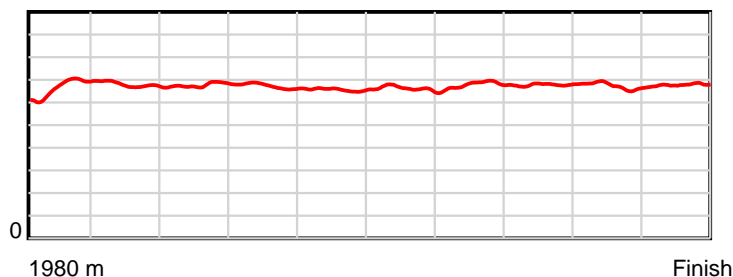
HRNZ and NZMTC and Thoroughbred Ratings Pty Ltd accepts no responsibility for the completeness or accuracy of any of the information contained herein, and makes no representations about its suitability for any particular purpose. Users should make their own judgements about those matters and/or seek independent advice. You assume all risks associated with use of the data provided on this page.

Race Results

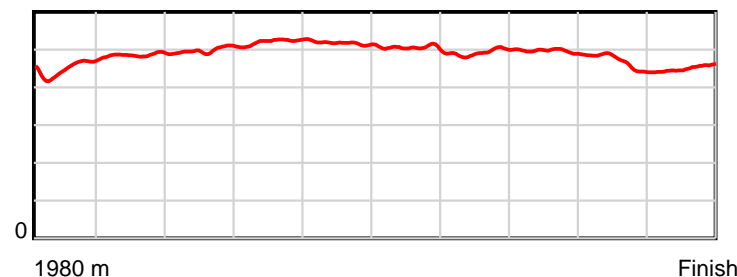
July 12, 2024, Race 3, AVON CITY FORD MOBILE PACE, Distance 1980m, Addington - Survey 1980m

Result	TAB no.	Horse (Barrier)	1980 to	1800m to	1600m to	1400m to	1200m to	1000m to	800m to	600m to	400m to	200m to	Total or	Margin
2nd	3	I'll Be Back (3)	1800m	1600m	1400m	1200m	1000m	800m	600m	400m	200m	WP	Average	
		Position in running (margin)	-	1(0.0)	1(0.0)	2(1.6)	2(1.5)	2(1.9)	2(1.4)	2(1.5)	2(0.9)	2(0.8)		0.40
		Sectional time (s)	12.46	14.29	14.77	15.53	15.90	15.26	14.44	14.55	13.89	13.23		
		Cumulative time (s)	144.32	131.86	117.57	102.80	87.27	71.37	56.11	41.67	27.12	13.23	2:24.32	
		Speed (m/s)	14.45	14.00	13.54	12.88	12.58	13.11	13.85	13.75	14.40	15.12	13.72	
		Stride length (m)	6.60	6.80	6.76	6.72	6.50	6.61	6.83	6.82	6.72	6.81	6.72	
		Stride duration (s)	0.450	0.486	0.499	0.522	0.517	0.504	0.493	0.496	0.466	0.451	0.490	
		Stride efficiency (%)	67.99	72.29	71.44	70.54	66.02	68.20	72.97	72.63	70.47	72.56	70.48	
		Stride count	27.29	29.41	29.58	29.77	30.77	30.27	29.27	29.34	29.78	29.35	294.83	

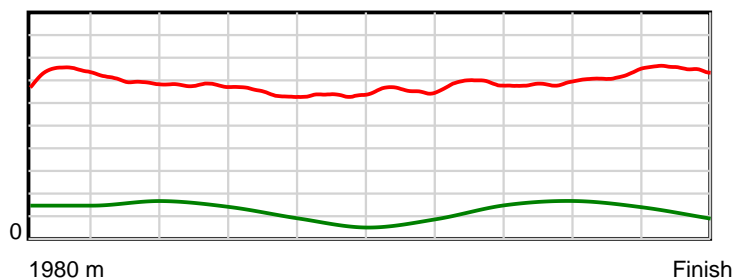
10 m Stride length



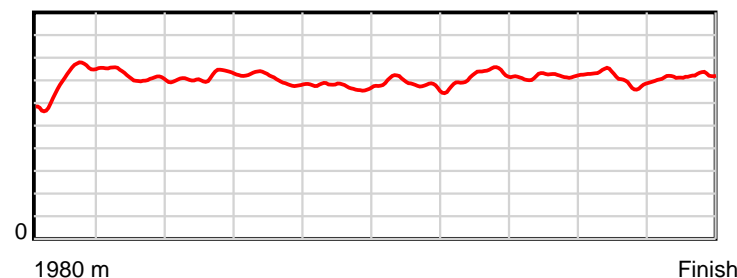
0.6 s Stride duration



20 m/sec Speed



100 % Stride efficiency



Note: Horizontal distance axis grid lines are 200m furlongs.

Disclaimer.

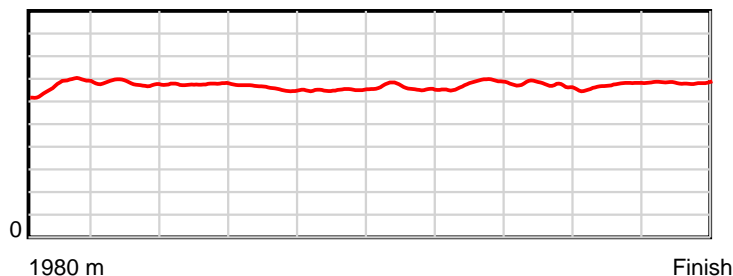
HRNZ and NZMTC and Thoroughbred Ratings Pty Ltd accepts no responsibility for the completeness or accuracy of any of the information contained herein, and makes no representations about its suitability for any particular purpose. Users should make their own judgements about those matters and/or seek independent advice. You assume all risks associated with use of the data provided on this page.

Race Results

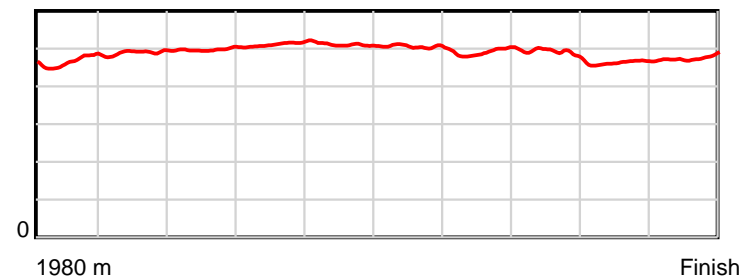
July 12, 2024, Race 3, AVON CITY FORD MOBILE PACE, Distance 1980m, Addington - Survey 1980m

Result	TAB no.	Horse (Barrier)	1980 to	1800m to	1600m to	1400m to	1200m to	1000m to	800m to	600m to	400m to	200m to	Total or	Margin
3rd	2	Showtym Girl (2)	1800m	1600m	1400m	1200m	1000m	800m	600m	400m	200m	WP	Average	
		Position in running (margin)	-	3(2.0)	3(2.3)	3(3.9)	3(3.5)	4(3.4)	4(3.4)	4(3.9)	3(2.9)	3(3.3)		6.10
		Sectional time (s)	12.77	14.34	14.76	15.47	15.82	15.35	14.50	14.48	13.97	13.92		
		Cumulative time (s)	145.38	132.61	118.27	103.51	88.04	72.22	56.87	42.37	27.89	13.92	2:25.38	
		Speed (m/s)	14.09	13.95	13.55	12.93	12.64	13.03	13.79	13.81	14.32	14.37	13.62	
		Stride length (m)	6.68	6.83	6.74	6.62	6.45	6.58	6.77	6.77	6.62	6.83	6.69	
		Stride duration (s)	0.466	0.490	0.498	0.512	0.511	0.505	0.491	0.490	0.462	0.476	0.491	
		Stride efficiency (%)	69.66	72.89	71.08	68.39	65.07	67.65	71.69	71.67	68.38	72.98	69.89	
		Stride count	26.96	29.28	29.65	30.23	30.99	30.40	29.53	29.53	30.23	29.27	296.07	

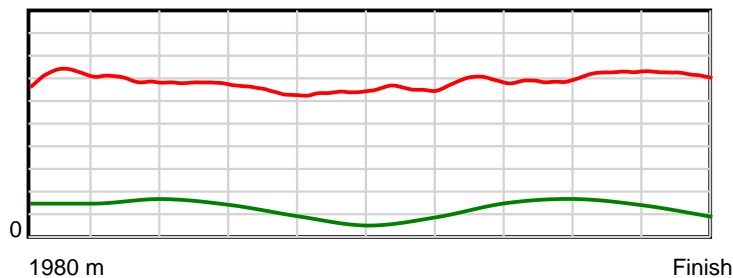
10 m Stride length



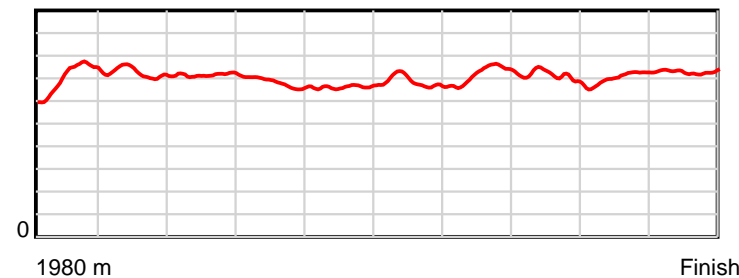
0.6 s Stride duration



20 m/sec Speed



100 % Stride efficiency



Note: Horizontal distance axis grid lines are 200m furlongs.

Disclaimer.

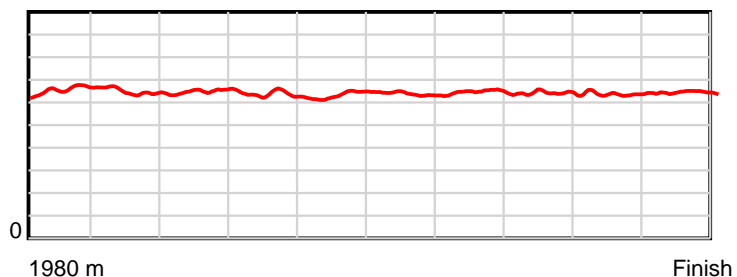
HRNZ and NZMTC and Thoroughbred Ratings Pty Ltd accepts no responsibility for the completeness or accuracy of any of the information contained herein, and makes no representations about its suitability for any particular purpose. Users should make their own judgements about those matters and/or seek independent advice. You assume all risks associated with use of the data provided on this page.

Race Results

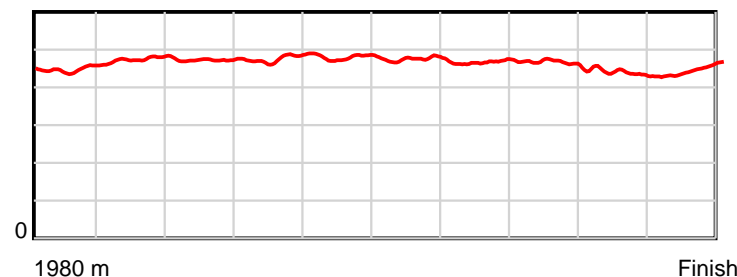
July 12, 2024, Race 3, AVON CITY FORD MOBILE PACE, Distance 1980m, Addington - Survey 1980m

Result	TAB no.	Horse (Barrier)	1980 to	1800m to	1600m to	1400m to	1200m to	1000m to	800m to	600m to	400m to	200m to	Total or	Margin
4th	11	Wuhan (9)	1800m	1600m	1400m	1200m	1000m	800m	600m	400m	200m	WP	Average	
		Position in running (margin)	-	5(3.3)	5(6.3)	6(8.8)	5(5.2)	5(4.5)	5(3.8)	5(4.1)	5(4.9)	4(6.4)		8.50
		Sectional time (s)	12.91	14.79	14.92	14.94	15.72	15.24	14.48	14.77	14.16	13.89		
		Cumulative time (s)	145.82	132.91	118.12	103.20	88.26	72.54	57.30	42.82	28.05	13.89	2:25.82	
		Speed (m/s)	13.94	13.52	13.40	13.39	12.72	13.12	13.81	13.54	14.12	14.40	13.58	
		Stride length (m)	6.48	6.41	6.33	6.37	6.11	6.23	6.44	6.28	6.19	6.47	6.33	
		Stride duration (s)	0.448	0.474	0.472	0.476	0.480	0.475	0.466	0.464	0.438	0.449	0.466	
		Stride efficiency (%)	65.69	64.27	62.58	63.34	58.32	60.65	64.73	61.56	59.78	65.40	62.54	
		Stride count	27.76	31.19	31.60	31.41	32.74	32.10	31.08	31.87	32.33	30.91	312.99	

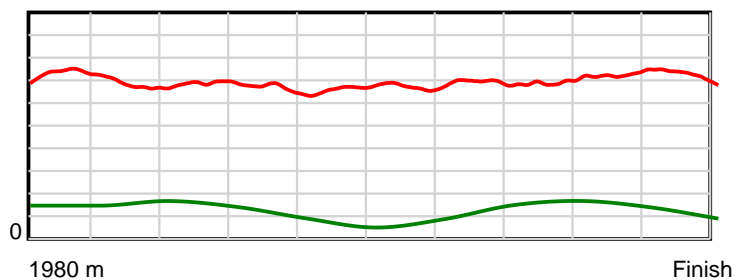
10 m Stride length



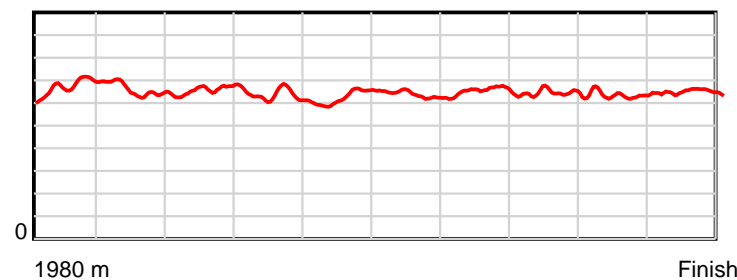
0.6 s Stride duration



20 m/sec Speed



100 % Stride efficiency



Note: Horizontal distance axis grid lines are 200m furlongs.

Disclaimer.

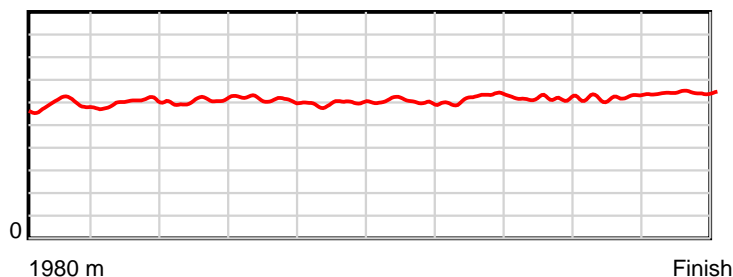
HRNZ and NZMTC and Thoroughbred Ratings Pty Ltd accepts no responsibility for the completeness or accuracy of any of the information contained herein, and makes no representations about its suitability for any particular purpose. Users should make their own judgements about those matters and/or seek independent advice. You assume all risks associated with use of the data provided on this page.

Race Results

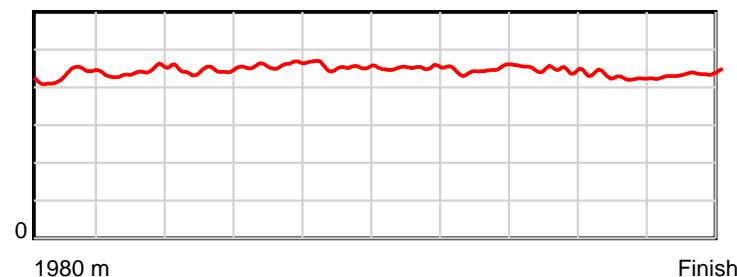
July 12, 2024, Race 3, AVON CITY FORD MOBILE PACE, Distance 1980m, Addington - Survey 1980m

Result	TAB no.	Horse (Barrier)	1980 to	1800m to	1600m to	1400m to	1200m to	1000m to	800m to	600m to	400m to	200m to	Total or	Margin
5th	5	Melton Magnate (5)	1800m	1600m	1400m	1200m	1000m	800m	600m	400m	200m	WP	Average	
		Position in running (margin)	-	8(6.6)	8(10.1)	9(12.3)	9(9.2)	8(7.9)	8(7.4)	8(7.5)	9(7.9)	6(9.0)		9.70
		Sectional time (s)	13.56	14.88	14.87	15.02	15.61	15.27	14.44	14.71	14.10	13.58		
		Cumulative time (s)	146.04	132.48	117.60	102.73	87.71	72.10	56.83	42.39	27.68	13.58	2:26.04	
		Speed (m/s)	13.27	13.44	13.45	13.32	12.81	13.10	13.85	13.60	14.18	14.73	13.56	
		Stride length (m)	5.83	5.92	5.99	6.11	5.82	5.92	6.19	6.07	6.07	6.44	6.03	
		Stride duration (s)	0.433	0.440	0.445	0.459	0.454	0.452	0.447	0.446	0.428	0.437	0.445	
		Stride efficiency (%)	53.08	54.72	56.12	58.35	52.93	54.79	59.95	57.54	57.53	64.73	56.87	
		Stride count	30.88	33.80	33.37	32.73	34.36	33.78	32.29	32.96	32.96	31.08	328.21	

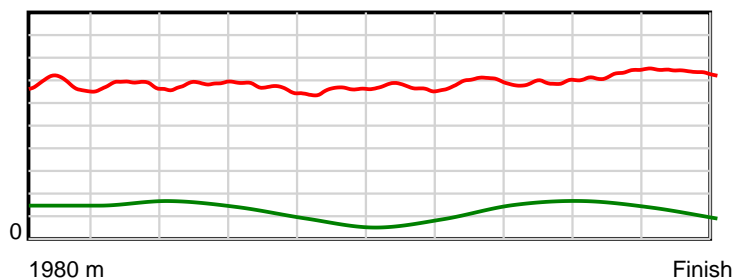
10 m Stride length



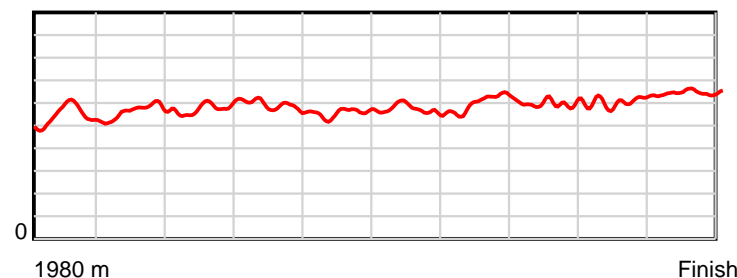
0.6 s Stride duration



20 m/sec Speed



100 % Stride efficiency



Note: Horizontal distance axis grid lines are 200m furlongs.

Disclaimer.

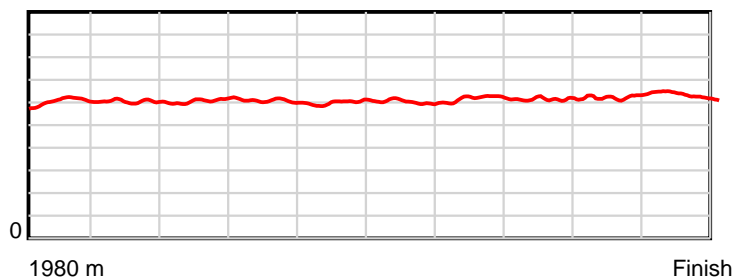
HRNZ and NZMTC and Thoroughbred Ratings Pty Ltd accepts no responsibility for the completeness or accuracy of any of the information contained herein, and makes no representations about its suitability for any particular purpose. Users should make their own judgements about those matters and/or seek independent advice. You assume all risks associated with use of the data provided on this page.

Race Results

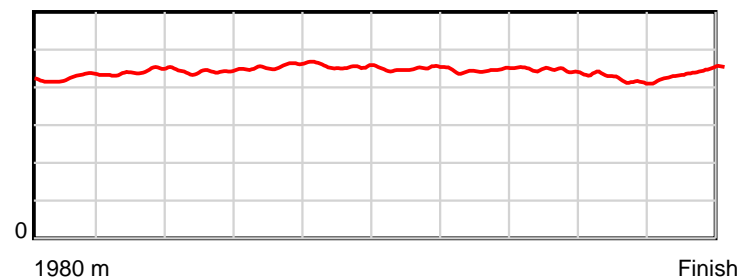
July 12, 2024, Race 3, AVON CITY FORD MOBILE PACE, Distance 1980m, Addington - Survey 1980m

Result	TAB no.	Horse (Barrier)	1980 to	1800m to	1600m to	1400m to	1200m to	1000m to	800m to	600m to	400m to	200m to	Total or	Margin
6th	12	Delightful Dre... (10)	1800m	1600m	1400m	1200m	1000m	800m	600m	400m	200m	WP	Average	
		Position in running (margin)	-	6(5.1)	7(9.6)	8(10.8)	7(7.4)	7(6.2)	6(5.7)	6(5.7)	7(7.1)	5(7.1)		9.70
		Sectional time (s)	13.20	15.04	14.72	14.97	15.63	15.26	14.43	14.87	13.92	14.00		
		Cumulative time (s)	146.04	132.84	117.80	103.08	88.11	72.48	57.22	42.79	27.92	14.00	2:26.04	
		Speed (m/s)	13.64	13.30	13.59	13.36	12.80	13.11	13.86	13.45	14.37	14.29	13.56	
		Stride length (m)	5.99	5.87	6.01	6.09	5.82	5.89	6.17	5.97	6.06	6.31	6.02	
		Stride duration (s)	0.425	0.442	0.442	0.456	0.455	0.449	0.445	0.444	0.422	0.442	0.444	
		Stride efficiency (%)	56.08	53.92	56.36	58.01	53.01	54.18	59.46	55.68	57.41	62.29	56.55	
		Stride count	30.05	34.05	33.30	32.82	34.34	33.97	32.42	33.51	33.00	31.68	329.14	

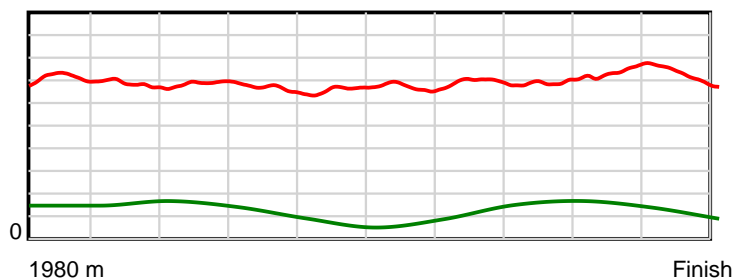
10 m Stride length



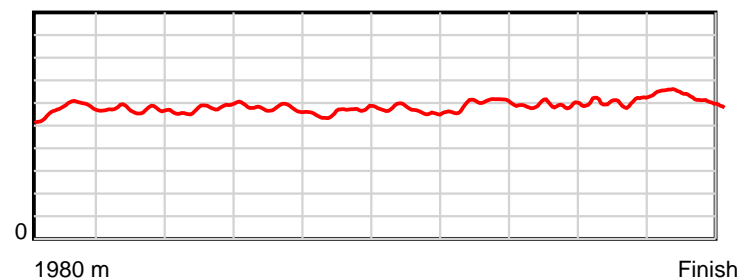
0.6 s Stride duration



20 m/sec Speed



100 % Stride efficiency



Note: Horizontal distance axis grid lines are 200m furlongs.

Disclaimer.

HRNZ and NZMTC and Thoroughbred Ratings Pty Ltd accepts no responsibility for the completeness or accuracy of any of the information contained herein, and makes no representations about its suitability for any particular purpose. Users should make their own judgements about those matters and/or seek independent advice. You assume all risks associated with use of the data provided on this page.

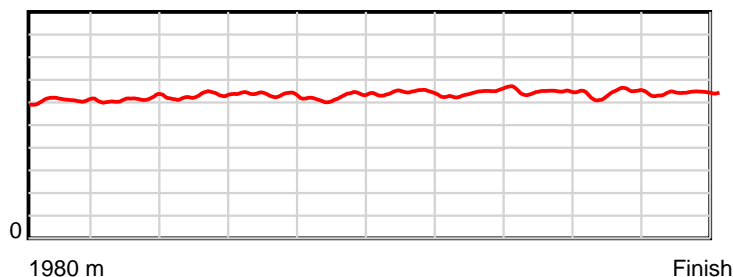


Race Results

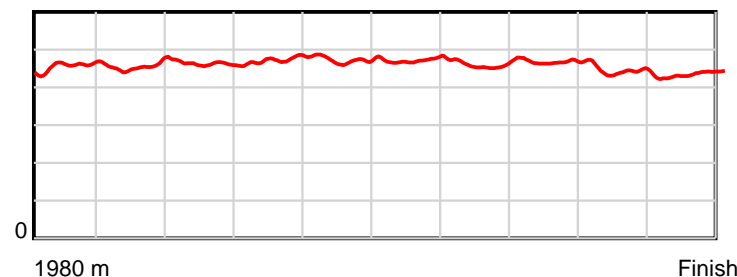
July 12, 2024, Race 3, AVON CITY FORD MOBILE PACE, Distance 1980m, Addington - Survey 1980m

Result	TAB no.	Horse (Barrier)	1980 to	1800m to	1600m to	1400m to	1200m to	1000m to	800m to	600m to	400m to	200m to	Total or	Margin
7th	8	The Night Fox (7)	1800m	1600m	1400m	1200m	1000m	800m	600m	400m	200m	WP	Average	
		Position in running (margin)	-	9(8.4)	10(12.7)	10(15.9)	10(12.1)	10(11.0)	10(10.9)	10(10.4)	10(10.8)	10(10.9)		11.60
		Sectional time (s)	13.70	15.00	15.04	14.91	15.65	15.34	14.33	14.71	13.92	13.80		
		Cumulative time (s)	146.40	132.70	117.70	102.66	87.75	72.10	56.76	42.43	27.72	13.80	2:26.40	
		Speed (m/s)	13.14	13.33	13.30	13.41	12.78	13.04	13.96	13.60	14.37	14.49	13.52	
		Stride length (m)	6.02	6.08	6.15	6.34	6.06	6.14	6.44	6.36	6.32	6.33	6.22	
		Stride duration (s)	0.458	0.456	0.462	0.473	0.474	0.471	0.461	0.468	0.440	0.436	0.460	
		Stride efficiency (%)	56.68	57.71	59.08	62.84	57.30	58.90	64.78	63.23	62.33	62.52	60.48	
		Stride count	29.89	32.91	32.53	31.54	33.03	32.58	31.06	31.44	31.67	31.62	318.27	

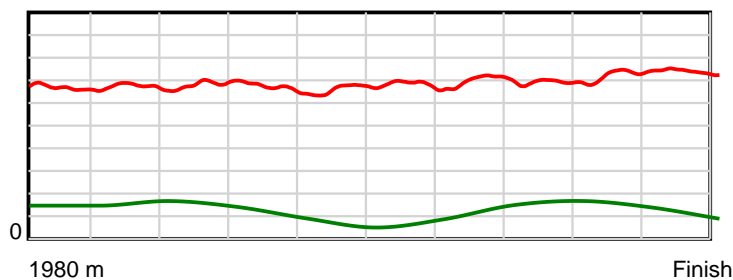
10 m Stride length



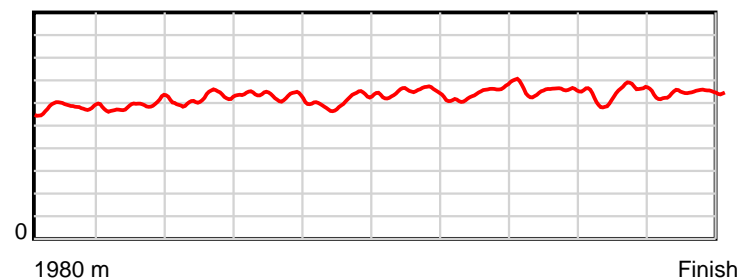
0.6 s Stride duration



20 m/sec Speed



100 % Stride efficiency



Note: Horizontal distance axis grid lines are 200m furlongs.

Disclaimer.

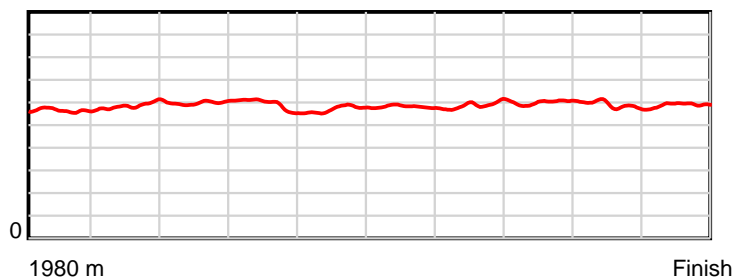
HRNZ and NZMTC and Thoroughbred Ratings Pty Ltd accepts no responsibility for the completeness or accuracy of any of the information contained herein, and makes no representations about its suitability for any particular purpose. Users should make their own judgements about those matters and/or seek independent advice. You assume all risks associated with use of the data provided on this page.

Race Results

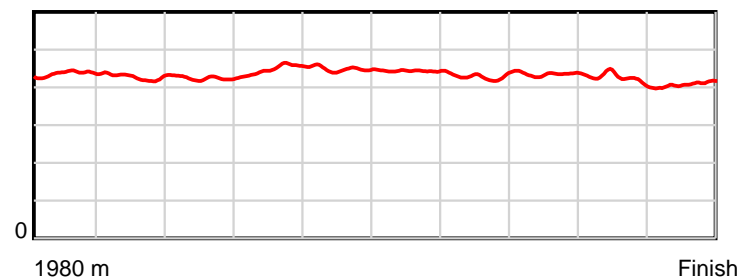
July 12, 2024, Race 3, AVON CITY FORD MOBILE PACE, Distance 1980m, Addington - Survey 1980m

Result	TAB no.	Horse (Barrier)	1980 to	1800m to	1600m to	1400m to	1200m to	1000m to	800m to	600m to	400m to	200m to	Total or	Margin
8th	9	Moose Morowski (8)	1800m	1600m	1400m	1200m	1000m	800m	600m	400m	200m	WP	Average	
		Position in running (margin)	-	10(10.6)	9(12.3)	7(10.6)	8(8.2)	9(8.2)	9(7.5)	9(8.0)	8(7.2)	9(10.8)		11.70
		Sectional time (s)	14.04	14.58	14.22	15.14	15.83	15.25	14.49	14.51	14.51	13.84		
		Cumulative time (s)	146.41	132.37	117.79	103.57	88.43	72.60	57.35	42.86	28.35	13.84	2:26.41	
		Speed (m/s)	12.82	13.72	14.06	13.21	12.63	13.11	13.80	13.78	13.78	14.45	13.52	
		Stride length (m)	5.63	5.87	5.97	5.92	5.67	5.82	5.92	6.00	5.83	5.91	5.85	
		Stride duration (s)	0.437	0.428	0.424	0.448	0.448	0.443	0.429	0.435	0.423	0.409	0.433	
		Stride efficiency (%)	49.45	53.84	55.60	54.83	50.17	52.88	54.77	56.20	53.13	54.59	53.53	
		Stride count	32.00	34.07	33.53	33.76	35.30	34.38	33.78	33.35	34.30	33.84	338.31	

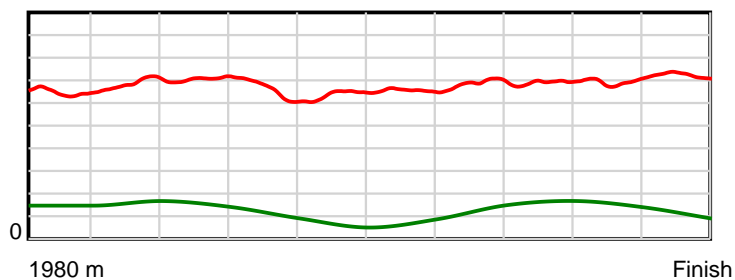
10 m Stride length



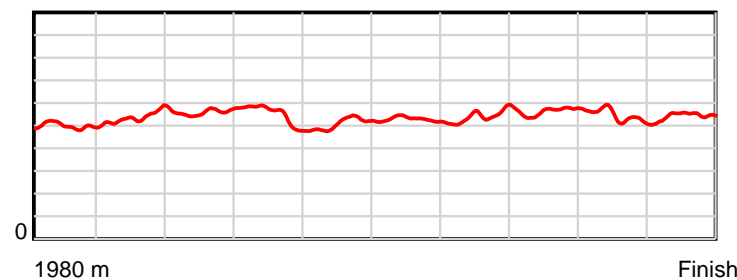
0.6 s Stride duration



20 m/sec Speed



100 % Stride efficiency



Note: Horizontal distance axis grid lines are 200m furlongs.

Disclaimer.

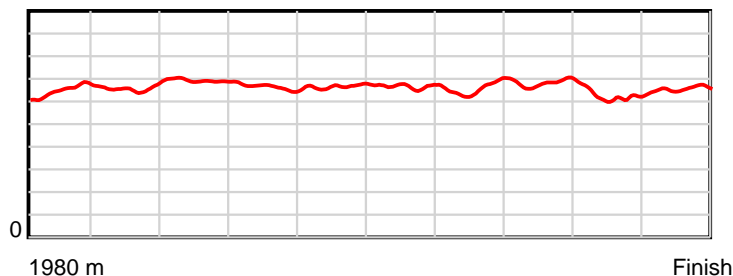
HRNZ and NZMTC and Thoroughbred Ratings Pty Ltd accepts no responsibility for the completeness or accuracy of any of the information contained herein, and makes no representations about its suitability for any particular purpose. Users should make their own judgements about those matters and/or seek independent advice. You assume all risks associated with use of the data provided on this page.

Race Results

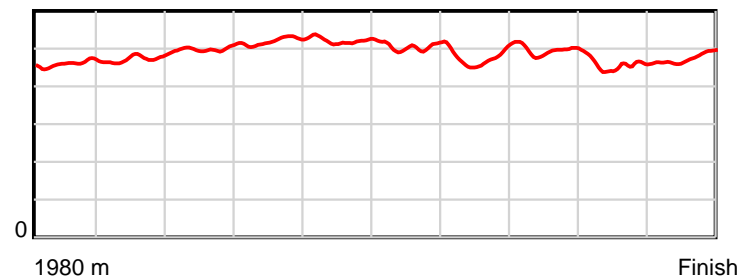
July 12, 2024, Race 3, AVON CITY FORD MOBILE PACE, Distance 1980m, Addington - Survey 1980m

Result	TAB no.	Horse (Barrier)	1980 to	1800m to	1600m to	1400m to	1200m to	1000m to	800m to	600m to	400m to	200m to	Total or	Margin
10th	1	The Highwayman (1)	1800m	1600m	1400m	1200m	1000m	800m	600m	400m	200m	WP	Average	
		Position in running (margin)	-	7(5.9)	6(6.8)	4(6.1)	6(5.8)	6(5.5)	7(6.0)	7(6.0)	6(5.3)	8(10.1)		14.90
		Sectional time (s)	13.26	14.44	14.38	15.49	15.78	15.43	14.42	14.53	14.71	14.55		
		Cumulative time (s)	146.99	133.73	119.29	104.91	89.42	73.64	58.21	43.79	29.26	14.55	2:26.99	
		Speed (m/s)	13.57	13.85	13.91	12.91	12.67	12.96	13.87	13.76	13.60	13.75	13.47	
		Stride length (m)	6.40	6.55	6.95	6.71	6.61	6.55	6.61	6.80	6.18	6.57	6.59	
		Stride duration (s)	0.460	0.473	0.500	0.520	0.521	0.506	0.477	0.494	0.455	0.478	0.489	
		Stride efficiency (%)	64.05	67.12	75.53	70.38	68.21	67.10	68.33	72.24	59.77	67.35	67.86	
		Stride count	28.12	30.52	28.77	29.80	30.27	30.52	30.25	29.41	32.34	30.46	300.46	

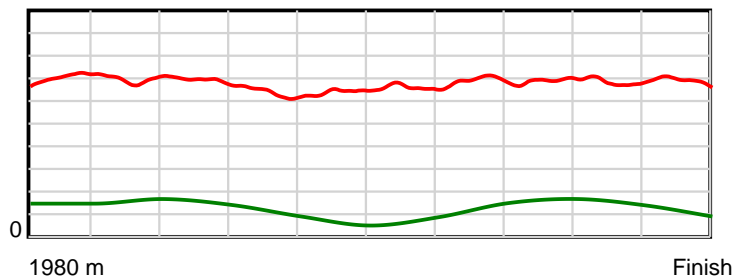
10 m Stride length



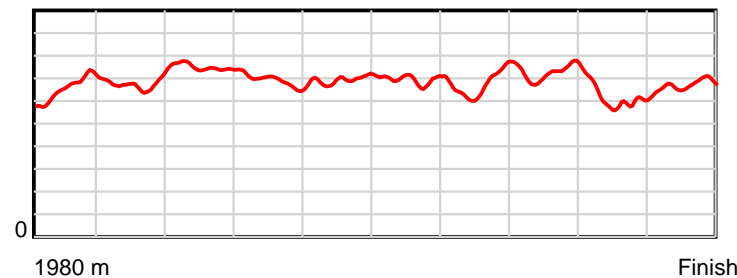
0.6 s Stride duration



20 m/sec Speed



100 % Stride efficiency



Note: Horizontal distance axis grid lines are 200m furlongs.

Disclaimer.

HRNZ and NZMTC and Thoroughbred Ratings Pty Ltd accepts no responsibility for the completeness or accuracy of any of the information contained herein, and makes no representations about its suitability for any particular purpose. Users should make their own judgements about those matters and/or seek independent advice. You assume all risks associated with use of the data provided on this page.

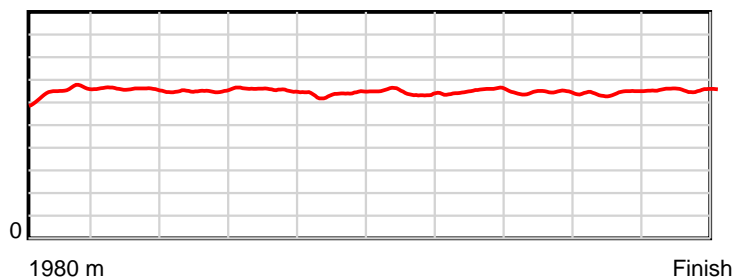


Race Results

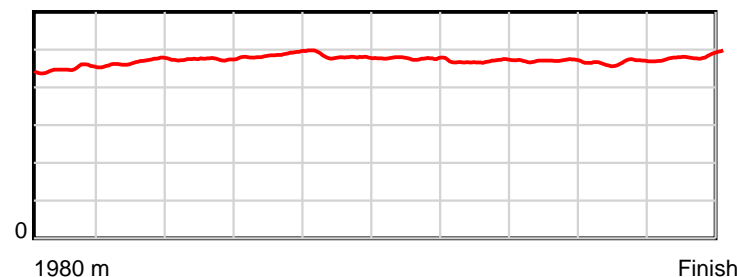
July 12, 2024, Race 3, AVON CITY FORD MOBILE PACE, Distance 1980m, Addington - Survey 1980m

Result	TAB no.	Horse (Barrier)	1980 to	1800m to	1600m to	1400m to	1200m to	1000m to	800m to	600m to	400m to	200m to	Total or	Margin
11th	4	Major Cheddar (4)	1800m	1600m	1400m	1200m	1000m	800m	600m	400m	200m	WP	Average	
		Position in running (margin)	-	4(2.7)	4(4.3)	5(6.4)	4(3.8)	3(2.3)	3(1.7)	3(2.0)	4(3.3)	7(9.2)		15.90
		Sectional time (s)	12.75	14.55	14.86	15.11	15.59	15.25	14.47	14.85	14.90	14.86		
		Cumulative time (s)	147.19	134.44	119.89	105.03	89.92	74.33	59.08	44.61	29.76	14.86	2:27.19	
		Speed (m/s)	14.12	13.75	13.46	13.24	12.83	13.11	13.82	13.47	13.42	13.46	13.45	
		Stride length (m)	6.42	6.43	6.39	6.44	6.18	6.24	6.49	6.32	6.27	6.51	6.37	
		Stride duration (s)	0.449	0.468	0.475	0.487	0.481	0.476	0.469	0.470	0.467	0.484	0.473	
		Stride efficiency (%)	64.47	64.70	63.75	64.90	59.63	60.90	65.74	62.48	61.34	66.21	63.35	
		Stride count	28.02	31.08	31.31	31.03	32.38	32.04	30.83	31.63	31.92	30.73	310.97	

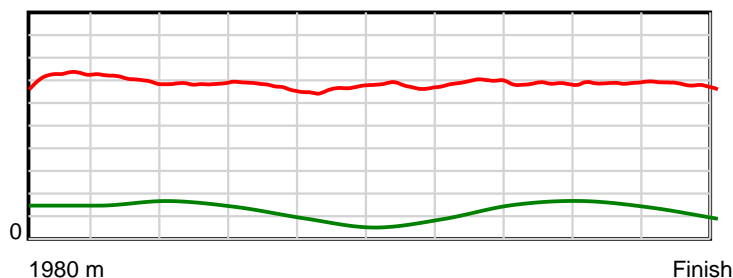
10 m Stride length



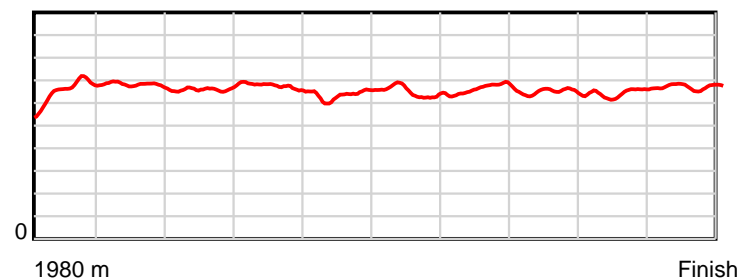
0.6 s Stride duration



20 m/sec Speed



100 % Stride efficiency



Note: Horizontal distance axis grid lines are 200m furlongs.

Disclaimer.

HRNZ and NZMTC and Thoroughbred Ratings Pty Ltd accepts no responsibility for the completeness or accuracy of any of the information contained herein, and makes no representations about its suitability for any particular purpose. Users should make their own judgements about those matters and/or seek independent advice. You assume all risks associated with use of the data provided on this page.



Race Results



July 12, 2024, Race 4, CONTINENTAL EVENT HIRE TROT, Distance 2600m, Addington - Survey 3200m

Result	TAB no.	Horse (Barrier)	2600 to	2400m to
1st	9	Royal Del (10)	2400m	2200m
		Position in running (margin)	-	6(5.6)
		Sectional time (s)	17.16	15.94
		Cumulative time (s)	198.63	181.47
		Speed (m/s)	11.65	12.55
		Stride length (m)	5.34	5.69
		Stride duration (s)	0.455	0.454
		Stride efficiency (%)	44.64	50.67
		Stride count	37.42	35.12

Disclaimer.

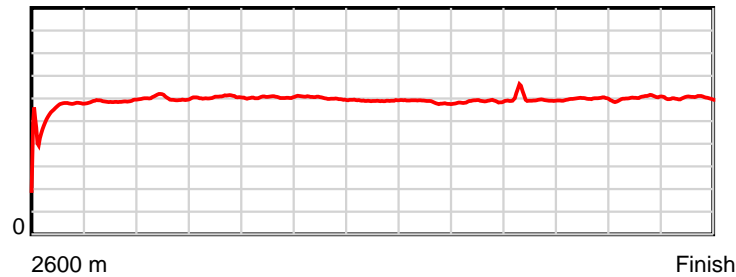
HRNZ and NZMTC and Thoroughbred Ratings Pty Ltd accepts no responsibility for the completeness or accuracy of any of the information contained herein, and makes no representations about its suitability for any particular purpose. Users should make their own judgements about those matters and/or seek independent advice. You assume all risks associated with use of the data provided on this page.

Race Results

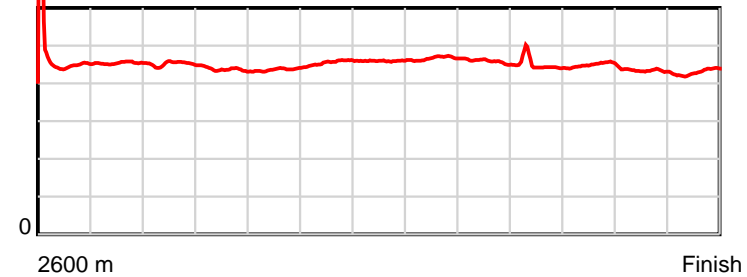
July 12, 2024, Race 4, CONTINENTAL EVENT HIRE TROT, Distance 2600m, Addington - Survey 3200m

Result	TAB no.	Horse (Barrier)	2200m to	2000m to	1800m to	1600m to	1400m to	1200m to	1000m to	800m to	600m to	400m to	200m to	Total or	Margin
1st	9	Royal Del (10)	2000m	1800m	1600m	1400m	1200m	1000m	800m	600m	400m	200m	WP	Average	
		Position in running (margin)	6(5.9)	5(5.3)	3(2.6)	1(0.0)	1(0.0)	1(0.0)	1(0.0)	1(0.0)	1(0.0)	1(0.0)	1(0.0)		0.00
		Sectional time (s)	15.27	14.43	14.69	15.25	15.69	16.05	15.65	14.94	15.11	14.26	14.19		
		Cumulative time (s)	165.53	150.26	135.83	121.14	105.89	90.20	74.15	58.50	43.56	28.45	14.19	3:18.63	
		Speed (m/s)	13.10	13.86	13.61	13.11	12.75	12.46	12.78	13.39	13.24	14.03	14.09	13.09	
		Stride length (m)	5.91	6.05	5.95	5.98	5.86	5.81	5.84	6.00	5.94	6.08	6.08	5.88	
		Stride duration (s)	0.452	0.437	0.437	0.456	0.460	0.466	0.457	0.448	0.448	0.434	0.431	0.449	
		Stride efficiency (%)	54.66	57.26	55.28	55.79	53.62	52.77	53.36	56.19	55.05	57.83	57.67	54.04	
		Stride count	33.82	33.04	33.63	33.47	34.14	34.42	34.23	33.35	33.70	32.88	32.92	442.14	

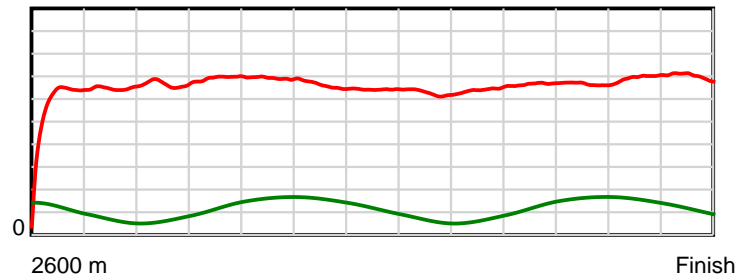
10 m Stride length



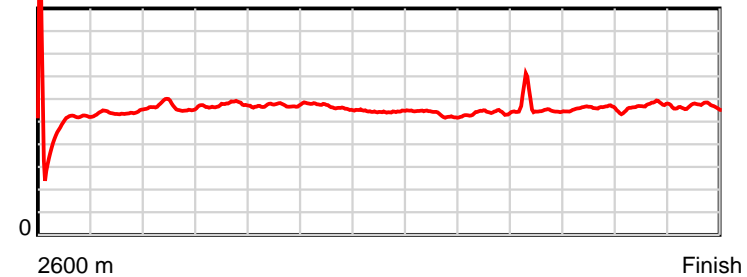
0.5 s Stride duration



20 m/sec Speed



100 % Stride efficiency



Note: Horizontal distance axis grid lines are 200m furlongs.

Disclaimer.

HRNZ and NZMTC and Thoroughbred Ratings Pty Ltd accepts no responsibility for the completeness or accuracy of any of the information contained herein, and makes no representations about its suitability for any particular purpose. Users should make their own judgements about those matters and/or seek independent advice. You assume all risks associated with use of the data provided on this page.



Race Results



July 12, 2024, Race 4, CONTINENTAL EVENT HIRE TROT, Distance 2600m, Addington - Survey 3200m

Result	TAB no.	Horse (Barrier)	2600 to	2400m to
2nd	3	Luvavici (4)	2400m	2200m
		Position in running (margin)	-	7(6.4)
		Sectional time (s)	17.34	15.93
		Cumulative time (s)	198.79	181.45
		Speed (m/s)	11.53	12.55
		Stride length (m)	5.98	6.29
		Stride duration (s)	0.478	0.501
		Stride efficiency (%)	55.80	61.88
		Stride count	33.47	31.78

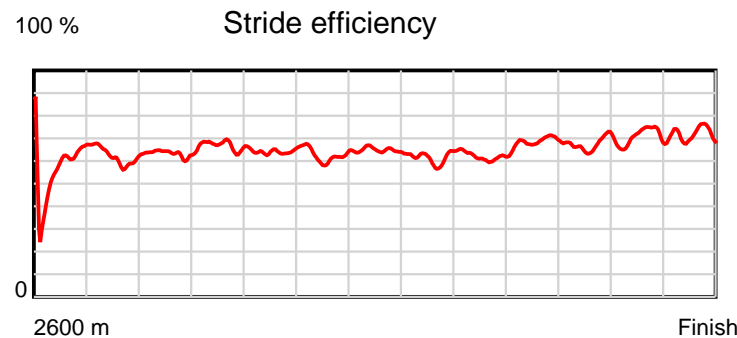
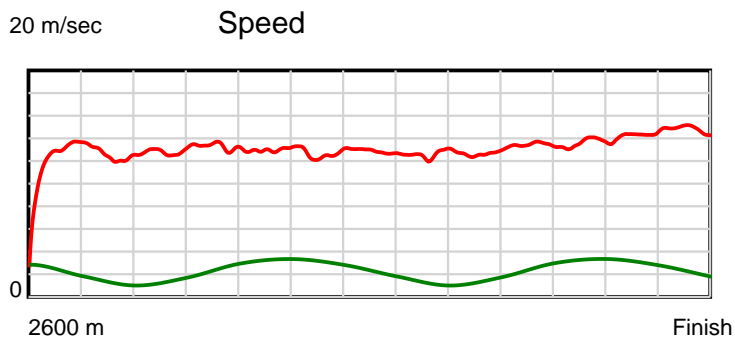
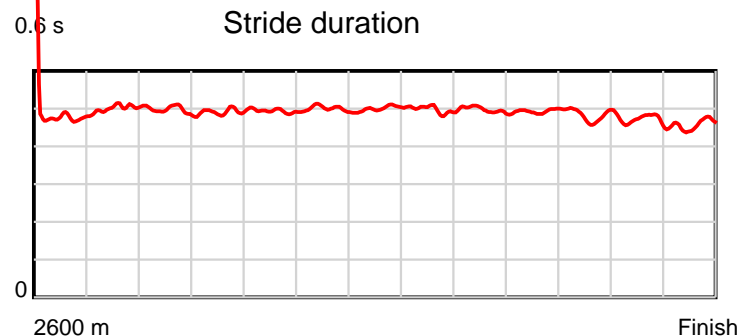
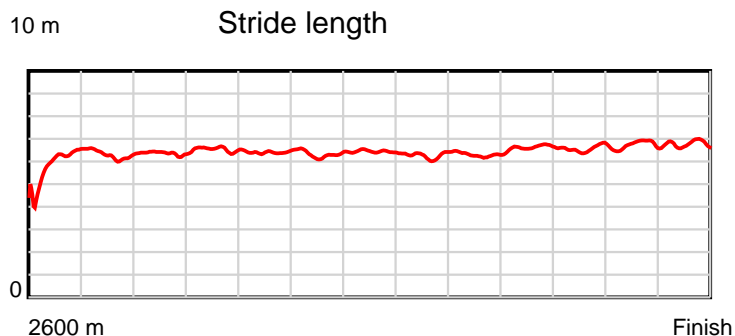
Disclaimer.

HRNZ and NZMTC and Thoroughbred Ratings Pty Ltd accepts no responsibility for the completeness or accuracy of any of the information contained herein, and makes no representations about its suitability for any particular purpose. Users should make their own judgements about those matters and/or seek independent advice. You assume all risks associated with use of the data provided on this page.

Race Results

July 12, 2024, Race 4, CONTINENTAL EVENT HIRE TROT, Distance 2600m, Addington - Survey 3200m

Result	TAB no.	Horse (Barrier)	2200m to	2000m to	1800m to	1600m to	1400m to	1200m to	1000m to	800m to	600m to	400m to	200m to	Total or	Margin
2nd	3	Luvavici (4)	2000m	1800m	1600m	1400m	1200m	1000m	800m	600m	400m	200m	WP	Average	
		Position in running (margin)	7(6.6)	8(8.7)	10(9.3)	11(10.7)	11(13.3)	11(11.5)	11(10.5)	11(10.8)	11(10.2)	11(7.7)	6(5.3)		0.80
		Sectional time (s)	15.71	14.99	15.34	15.69	15.40	15.87	15.70	14.85	14.70	13.86	13.41		
		Cumulative time (s)	165.52	149.81	134.82	119.48	103.79	88.39	72.52	56.82	41.97	27.27	13.41	3:18.79	
		Speed (m/s)	12.73	13.34	13.04	12.75	12.99	12.60	12.74	13.47	13.61	14.43	14.91	13.08	
		Stride length (m)	6.32	6.57	6.44	6.37	6.50	6.27	6.33	6.65	6.58	6.77	6.84	6.45	
		Stride duration (s)	0.496	0.492	0.494	0.500	0.500	0.498	0.497	0.494	0.484	0.469	0.458	0.493	
		Stride efficiency (%)	62.35	67.37	64.80	63.46	65.97	61.47	62.61	69.12	67.75	71.53	73.02	64.93	
		Stride count	31.66	30.46	31.06	31.38	30.78	31.89	31.60	30.07	30.38	29.56	29.26	403.35	



Note: Horizontal distance axis grid lines are 200m furlongs.

Disclaimer.

HRNZ and NZMTC and Thoroughbred Ratings Pty Ltd accepts no responsibility for the completeness or accuracy of any of the information contained herein, and makes no representations about its suitability for any particular purpose. Users should make their own judgements about those matters and/or seek independent advice. You assume all risks associated with use of the data provided on this page.



Race Results



July 12, 2024, Race 4, CONTINENTAL EVENT HIRE TROT, Distance 2600m, Addington - Survey 3200m

Result	TAB no.	Horse (Barrier)	2600 to	2400m to
3rd	4	Kink (5)	2400m	2200m
		Position in running (margin)	-	5(4.7)
		Sectional time (s)	17.09	15.50
		Cumulative time (s)	199.07	181.98
		Speed (m/s)	11.70	12.90
		Stride length (m)	5.75	6.42
		Stride duration (s)	0.476	0.497
		Stride efficiency (%)	51.65	64.38
		Stride count	34.79	31.16

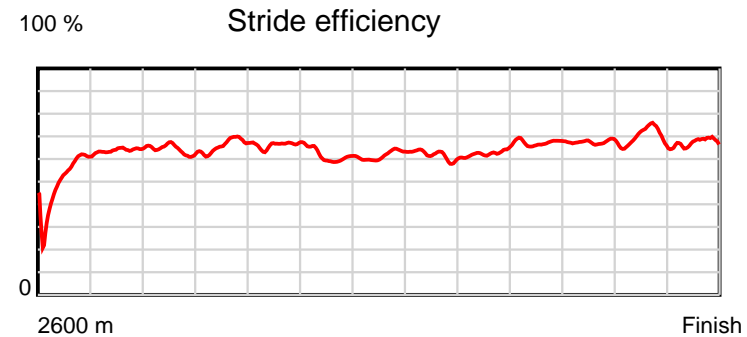
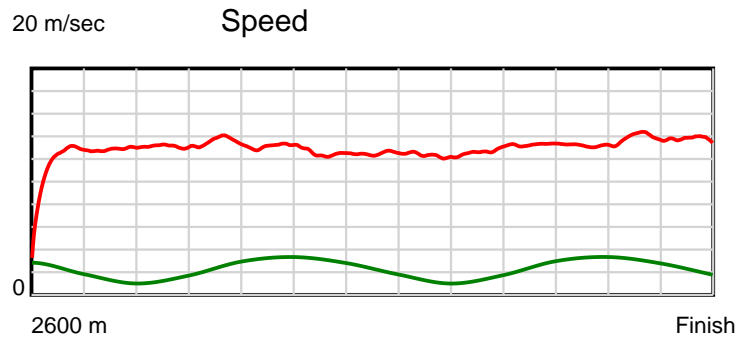
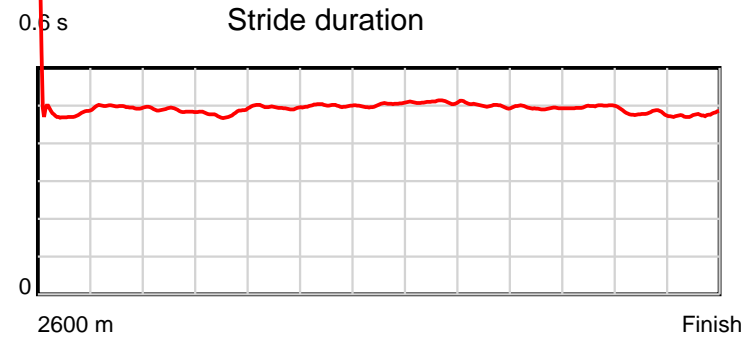
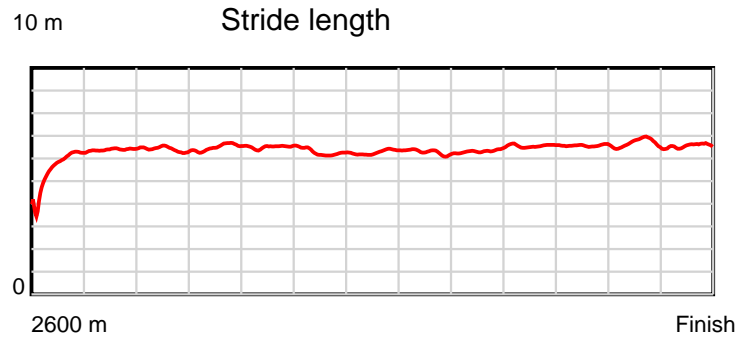
Disclaimer.

HRNZ and NZMTC and Thoroughbred Ratings Pty Ltd accepts no responsibility for the completeness or accuracy of any of the information contained herein, and makes no representations about its suitability for any particular purpose. Users should make their own judgements about those matters and/or seek independent advice. You assume all risks associated with use of the data provided on this page.

Race Results

July 12, 2024, Race 4, CONTINENTAL EVENT HIRE TROT, Distance 2600m, Addington - Survey 3200m

Result	TAB no.	Horse (Barrier)	2200m to	2000m to	1800m to	1600m to	1400m to	1200m to	1000m to	800m to	600m to	400m to	200m to	Total or	Margin
3rd	4	Kink (5)	2000m	1800m	1600m	1400m	1200m	1000m	800m	600m	400m	200m	WP	Average	
		Position in running (margin)	3(2.3)	3(2.3)	1(0.0)	2(0.1)	2(2.6)	2(1.4)	2(1.2)	3(3.0)	3(2.9)	3(2.0)	3(1.9)		2.40
		Sectional time (s)	15.36	14.50	15.13	15.67	15.50	16.02	15.94	14.93	14.96	14.23	14.24		
		Cumulative time (s)	166.48	151.12	136.62	121.49	105.82	90.32	74.30	58.36	43.43	28.47	14.24	3:19.07	
		Speed (m/s)	13.02	13.79	13.22	12.76	12.90	12.48	12.55	13.40	13.37	14.05	14.04	13.06	
		Stride length (m)	6.36	6.62	6.55	6.39	6.48	6.37	6.28	6.62	6.65	6.74	6.68	6.44	
		Stride duration (s)	0.488	0.480	0.495	0.500	0.503	0.510	0.500	0.494	0.498	0.480	0.476	0.493	
		Stride efficiency (%)	63.13	68.48	67.01	63.75	65.70	63.31	61.57	68.40	69.10	70.99	69.71	64.88	
		Stride count	31.47	30.21	30.54	31.31	30.84	31.42	31.86	30.23	30.08	29.67	29.94	403.52	



Note: Horizontal distance axis grid lines are 200m furlongs.

Disclaimer.

HRNZ and NZMTC and Thoroughbred Ratings Pty Ltd accepts no responsibility for the completeness or accuracy of any of the information contained herein, and makes no representations about its suitability for any particular purpose. Users should make their own judgements about those matters and/or seek independent advice. You assume all risks associated with use of the data provided on this page.



Race Results



July 12, 2024, Race 4, CONTINENTAL EVENT HIRE TROT, Distance 2600m, Addington - Survey 3200m

Result	TAB no.	Horse (Barrier)	2600 to	2400m to
4th	1	Sonoma Tyron (2)	2400m	2200m
		Position in running (margin)	-	4(4.3)
		Sectional time (s)	16.86	15.91
		Cumulative time (s)	199.20	182.34
		Speed (m/s)	11.86	12.57
		Stride length (m)	5.27	5.65
		Stride duration (s)	0.442	0.449
		Stride efficiency (%)	43.39	49.82
		Stride count	37.96	35.42

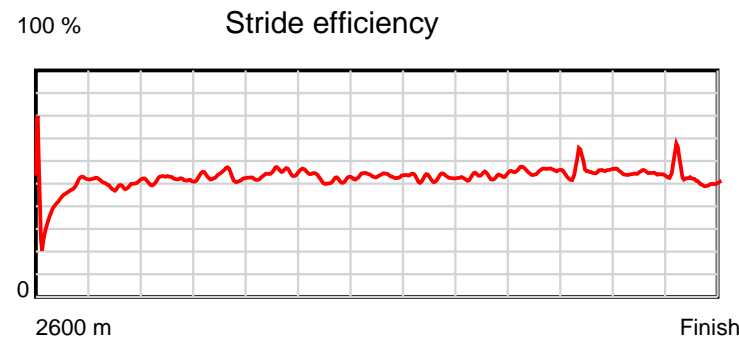
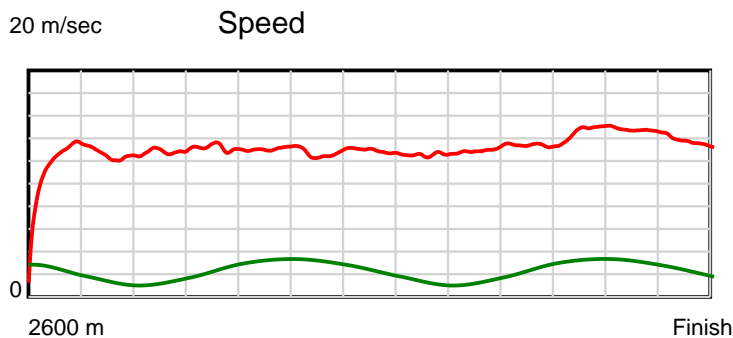
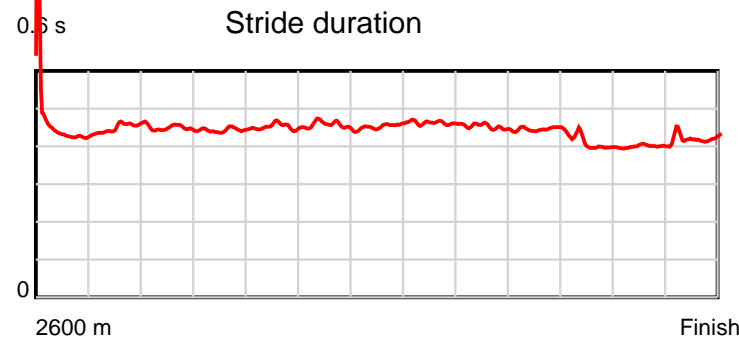
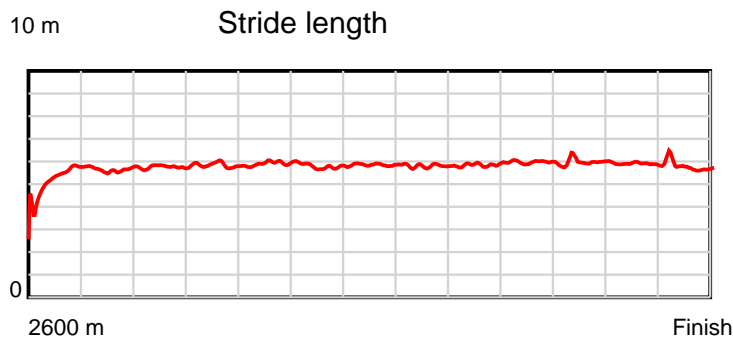
Disclaimer.

HRNZ and NZMTC and Thoroughbred Ratings Pty Ltd accepts no responsibility for the completeness or accuracy of any of the information contained herein, and makes no representations about its suitability for any particular purpose. Users should make their own judgements about those matters and/or seek independent advice. You assume all risks associated with use of the data provided on this page.

Race Results

July 12, 2024, Race 4, CONTINENTAL EVENT HIRE TROT, Distance 2600m, Addington - Survey 3200m

Result	TAB no.	Horse (Barrier)	2200m to	2000m to	1800m to	1600m to	1400m to	1200m to	1000m to	800m to	600m to	400m to	200m to	Total or	Margin
4th	1	Sonoma Tyron (2)	2000m	1800m	1600m	1400m	1200m	1000m	800m	600m	400m	200m	WP	Average	
		Position in running (margin)	5(4.4)	6(6.4)	8(7.4)	9(8.6)	9(11.4)	9(9.7)	10(10.0)	10(9.4)	10(8.7)	4(2.5)	2(0.5)		3.10
		Sectional time (s)	15.70	15.05	15.32	15.73	15.40	16.10	15.55	14.82	14.08	13.92	14.76		
		Cumulative time (s)	166.43	150.73	135.68	120.36	104.63	89.23	73.13	57.58	42.76	28.68	14.76	3:19.20	
		Speed (m/s)	12.74	13.29	13.05	12.71	12.99	12.42	12.86	13.50	14.20	14.37	13.55	13.05	
		Stride length (m)	5.72	5.89	5.90	5.81	5.89	5.73	5.81	6.01	5.77	5.75	5.73	5.76	
		Stride duration (s)	0.449	0.443	0.452	0.457	0.453	0.462	0.452	0.446	0.406	0.400	0.423	0.441	
		Stride efficiency (%)	51.09	54.19	54.38	52.69	54.15	51.38	52.72	56.52	51.98	51.61	51.38	51.81	
		Stride count	34.98	33.96	33.90	34.44	33.98	34.88	34.43	33.25	34.68	34.80	34.88	451.56	



Note: Horizontal distance axis grid lines are 200m furlongs.

Disclaimer.

HRNZ and NZMTC and Thoroughbred Ratings Pty Ltd accepts no responsibility for the completeness or accuracy of any of the information contained herein, and makes no representations about its suitability for any particular purpose. Users should make their own judgements about those matters and/or seek independent advice. You assume all risks associated with use of the data provided on this page.



Race Results



July 12, 2024, Race 4, CONTINENTAL EVENT HIRE TROT, Distance 2600m, Addington - Survey 3200m

Result	TAB no.	Horse (Barrier)	2600 to	2400m to
5th	5	Night Watch (6)	2400m	2200m
		Position in running (margin)	-	3(2.0)
		Sectional time (s)	16.45	15.56
		Cumulative time (s)	199.31	182.86
		Speed (m/s)	12.15	12.85
		Stride length (m)	5.78	6.28
		Stride duration (s)	0.472	0.488
		Stride efficiency (%)	52.21	61.58
		Stride count	34.60	31.86

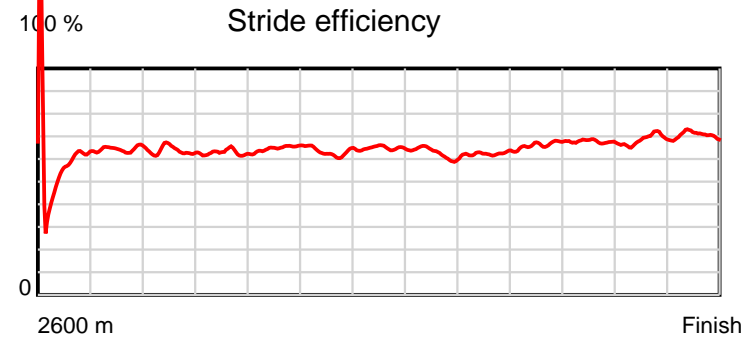
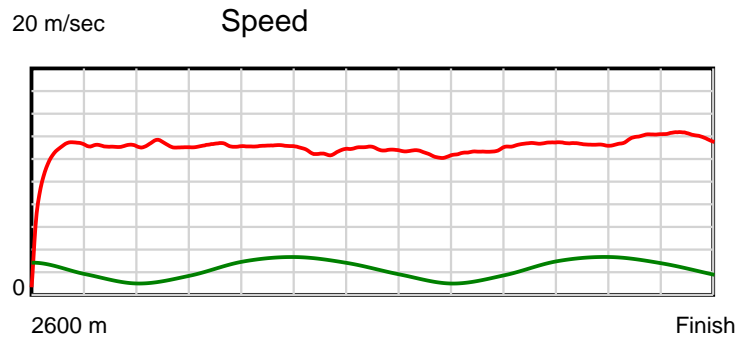
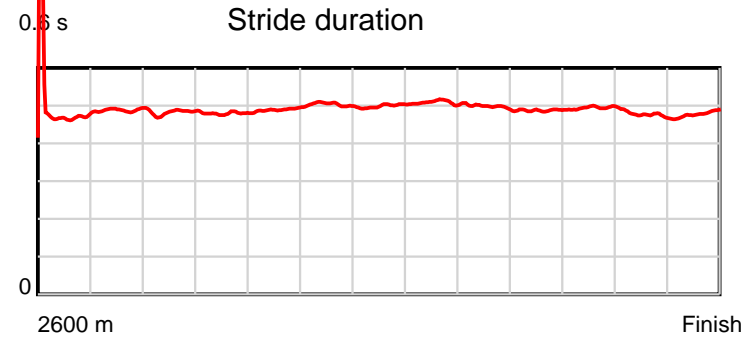
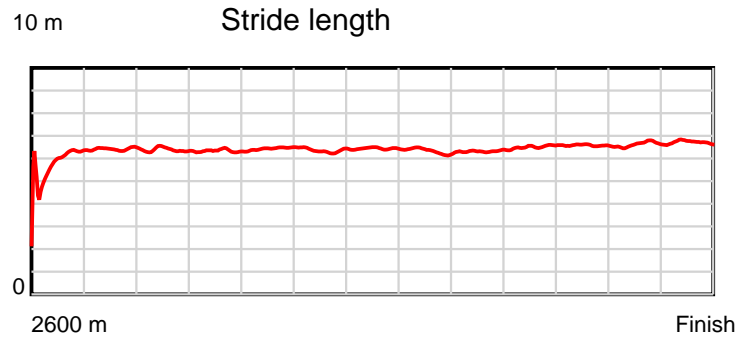
Disclaimer.

HRNZ and NZMTC and Thoroughbred Ratings Pty Ltd accepts no responsibility for the completeness or accuracy of any of the information contained herein, and makes no representations about its suitability for any particular purpose. Users should make their own judgements about those matters and/or seek independent advice. You assume all risks associated with use of the data provided on this page.

Race Results

July 12, 2024, Race 4, CONTINENTAL EVENT HIRE TROT, Distance 2600m, Addington - Survey 3200m

Result	TAB no.	Horse (Barrier)	2200m to	2000m to	1800m to	1600m to	1400m to	1200m to	1000m to	800m to	600m to	400m to	200m to	Total or	Margin
5th	5	Night Watch (6)	2000m	1800m	1600m	1400m	1200m	1000m	800m	600m	400m	200m	WP	Average	
		Position in running (margin)	1(0.0)	1(0.0)	2(1.7)	3(1.6)	3(4.8)	3(3.6)	3(3.3)	5(4.1)	5(4.4)	6(3.2)	4(4.0)		3.70
		Sectional time (s)	15.37	15.17	15.10	15.79	15.49	16.00	15.78	14.99	14.92	14.39	14.30		
		Cumulative time (s)	167.30	151.93	136.76	121.66	105.87	90.38	74.38	58.60	43.61	28.69	14.30	3:19.31	
		Speed (m/s)	13.01	13.18	13.25	12.67	12.91	12.50	12.67	13.34	13.40	13.90	13.99	13.04	
		Stride length (m)	6.28	6.31	6.49	6.38	6.44	6.36	6.31	6.51	6.63	6.62	6.68	6.38	
		Stride duration (s)	0.482	0.479	0.490	0.503	0.499	0.509	0.497	0.488	0.494	0.476	0.478	0.489	
		Stride efficiency (%)	61.58	62.23	65.74	63.53	64.87	63.11	62.15	66.16	68.63	68.39	69.83	63.61	
		Stride count	31.86	31.69	30.83	31.37	31.04	31.47	31.71	30.74	30.18	30.23	29.92	407.50	



Note: Horizontal distance axis grid lines are 200m furlongs.

Disclaimer.

HRNZ and NZMTC and Thoroughbred Ratings Pty Ltd accepts no responsibility for the completeness or accuracy of any of the information contained herein, and makes no representations about its suitability for any particular purpose. Users should make their own judgements about those matters and/or seek independent advice. You assume all risks associated with use of the data provided on this page.



Race Results



July 12, 2024, Race 4, CONTINENTAL EVENT HIRE TROT, Distance 2600m, Addington - Survey 3200m

Result	TAB no.	Horse (Barrier)	2600 to	2400m to
6th	10	KD Royalty (1)	2400m	2200m
		Position in running (margin)	-	10(9.7)
		Sectional time (s)	17.85	15.87
		Cumulative time (s)	199.41	181.56
		Speed (m/s)	11.20	12.60
		Stride length (m)	5.55	5.68
		Stride duration (s)	0.448	0.451
		Stride efficiency (%)	48.10	50.38
		Stride count	36.05	35.22

Disclaimer.

HRNZ and NZMTC and Thoroughbred Ratings Pty Ltd accepts no responsibility for the completeness or accuracy of any of the information contained herein, and makes no representations about its suitability for any particular purpose. Users should make their own judgements about those matters and/or seek independent advice. You assume all risks associated with use of the data provided on this page.

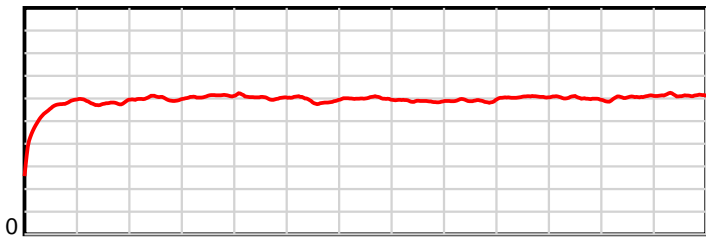
Race Results

July 12, 2024, Race 4, CONTINENTAL EVENT HIRE TROT, Distance 2600m, Addington - Survey 3200m

Result	TAB no.	Horse (Barrier)	2200m to	2000m to	1800m to	1600m to	1400m to	1200m to	1000m to	800m to	600m to	400m to	200m to	Total or	Margin
6th	10	KD Royalty (1)	2000m	1800m	1600m	1400m	1200m	1000m	800m	600m	400m	200m	WP	Average	
		Position in running (margin)	9(9.5)	9(9.0)	7(6.8)	6(5.9)	7(9.3)	6(6.5)	7(6.0)	6(5.6)	6(5.0)	7(5.1)	8(6.3)		4.20
		Sectional time (s)	15.28	14.51	14.98	15.82	15.22	15.96	15.59	14.85	15.12	14.47	13.89		
		Cumulative time (s)	165.69	150.41	135.90	120.92	105.10	89.88	73.92	58.33	43.48	28.36	13.89	3:19.41	
		Speed (m/s)	13.09	13.78	13.35	12.64	13.14	12.53	12.83	13.47	13.23	13.82	14.40	13.04	
		Stride length (m)	5.87	6.12	5.95	5.82	6.03	5.75	5.82	6.07	5.90	5.91	6.18	5.89	
		Stride duration (s)	0.448	0.444	0.446	0.461	0.459	0.459	0.454	0.451	0.446	0.427	0.429	0.452	
		Stride efficiency (%)	53.82	58.58	55.38	52.98	56.76	51.62	52.99	57.60	54.40	54.50	59.67	54.23	
		Stride count	34.08	32.66	33.60	34.35	33.18	34.80	34.35	32.94	33.90	33.87	32.37	441.37	

10 m

Stride length

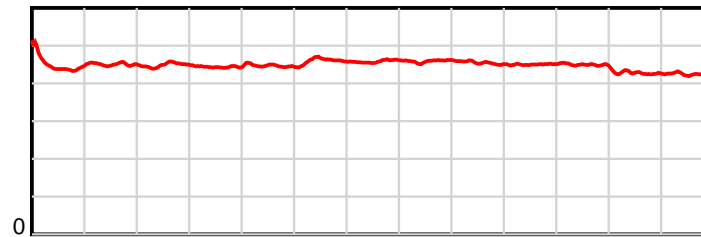


2600 m

Finish

0.6 s

Stride duration

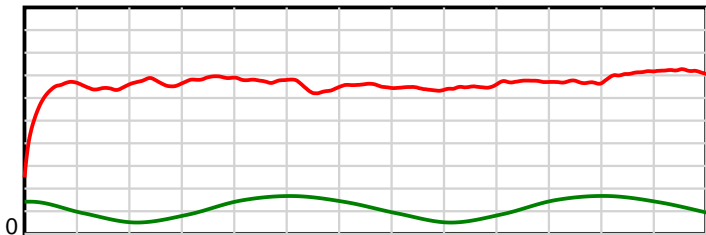


2600 m

Finish

20 m/sec

Speed

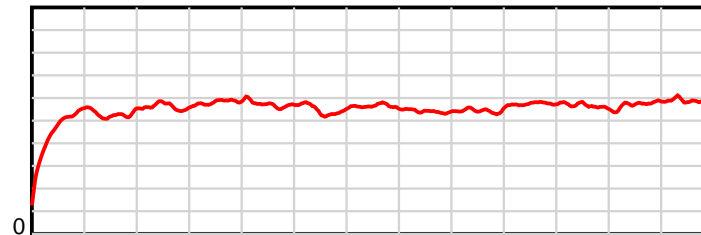


2600 m

Finish

100 %

Stride efficiency



2600 m

Finish

Note: Horizontal distance axis grid lines are 200m furlongs.

Disclaimer.

HRNZ and NZMTC and Thoroughbred Ratings Pty Ltd accepts no responsibility for the completeness or accuracy of any of the information contained herein, and makes no representations about its suitability for any particular purpose. Users should make their own judgements about those matters and/or seek independent advice. You assume all risks associated with use of the data provided on this page.



Race Results



July 12, 2024, Race 4, CONTINENTAL EVENT HIRE TROT, Distance 2600m, Addington - Survey 3200m

Result	TAB no.	Horse (Barrier)	2600 to	2400m to
7th	6	Mavis Jones (7)	2400m	2200m
		Position in running (margin)	-	1(0.0)
		Sectional time (s)	16.25	15.99
		Cumulative time (s)	199.63	183.38
		Speed (m/s)	12.30	12.51
		Stride length (m)	5.65	5.76
		Stride duration (s)	0.446	0.460
		Stride efficiency (%)	49.90	51.80
		Stride count	35.39	34.74

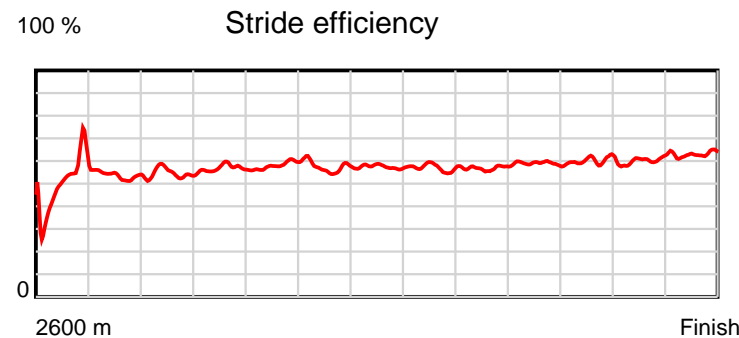
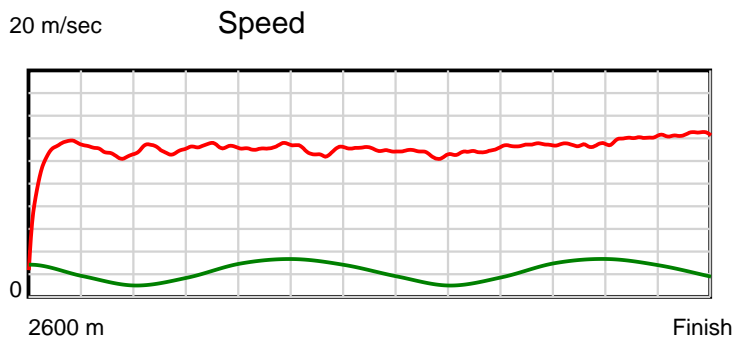
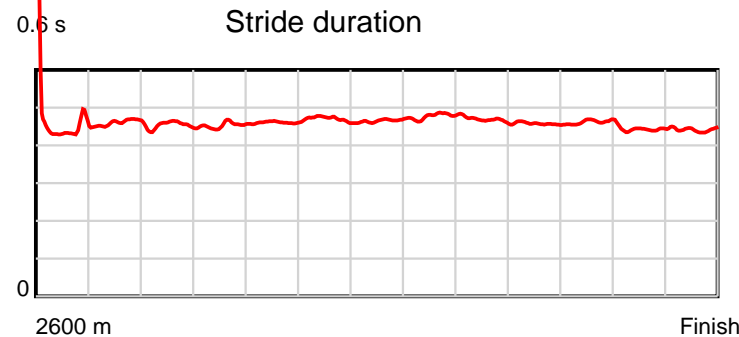
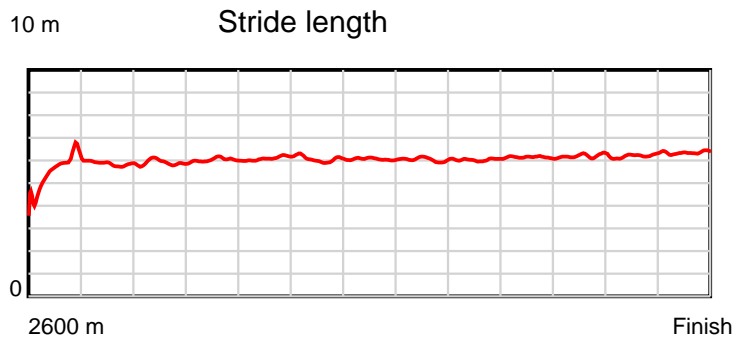
Disclaimer.

HRNZ and NZMTC and Thoroughbred Ratings Pty Ltd accepts no responsibility for the completeness or accuracy of any of the information contained herein, and makes no representations about its suitability for any particular purpose. Users should make their own judgements about those matters and/or seek independent advice. You assume all risks associated with use of the data provided on this page.

Race Results

July 12, 2024, Race 4, CONTINENTAL EVENT HIRE TROT, Distance 2600m, Addington - Survey 3200m

Result	TAB no.	Horse (Barrier)	2200m to	2000m to	1800m to	1600m to	1400m to	1200m to	1000m to	800m to	600m to	400m to	200m to	Total or	Margin
7th	6	Mavis Jones (7)	2000m	1800m	1600m	1400m	1200m	1000m	800m	600m	400m	200m	WP	Average	
		Position in running (margin)	2(0.6)	2(2.2)	4(3.9)	5(4.5)	4(6.9)	5(5.4)	6(5.8)	7(6.6)	7(6.7)	8(6.5)	9(7.0)		5.40
		Sectional time (s)	15.63	15.17	15.21	15.66	15.43	16.11	15.79	14.96	15.08	14.34	14.01		
		Cumulative time (s)	167.39	151.76	136.59	121.38	105.72	90.29	74.18	58.39	43.43	28.35	14.01	3:19.63	
		Speed (m/s)	12.80	13.18	13.15	12.77	12.96	12.41	12.67	13.37	13.26	13.95	14.28	13.02	
		Stride length (m)	5.80	5.98	6.05	6.01	6.03	5.93	5.92	6.12	6.13	6.17	6.31	5.98	
		Stride duration (s)	0.453	0.454	0.460	0.470	0.465	0.478	0.468	0.458	0.462	0.442	0.442	0.459	
		Stride efficiency (%)	52.50	55.87	57.26	56.43	56.84	54.92	54.82	58.57	58.75	59.48	62.29	55.96	
		Stride count	34.50	33.45	33.04	33.28	33.16	33.74	33.77	32.67	32.62	32.42	31.68	434.46	



Note: Horizontal distance axis grid lines are 200m furlongs.

Disclaimer.

HRNZ and NZMTC and Thoroughbred Ratings Pty Ltd accepts no responsibility for the completeness or accuracy of any of the information contained herein, and makes no representations about its suitability for any particular purpose. Users should make their own judgements about those matters and/or seek independent advice. You assume all risks associated with use of the data provided on this page.



Race Results



July 12, 2024, Race 4, CONTINENTAL EVENT HIRE TROT, Distance 2600m, Addington - Survey 3200m

Result	TAB no.	Horse (Barrier)	2600 to	2400m to
8th	7	Sunny Louis (8)	2400m	2200m
		Position in running (margin)	-	11(11.2)
		Sectional time (s)	17.93	15.99
		Cumulative time (s)	199.75	181.82
		Speed (m/s)	11.15	12.51
		Stride length (m)	5.15	6.03
		Stride duration (s)	0.455	0.482
		Stride efficiency (%)	41.47	56.73
		Stride count	38.83	33.19

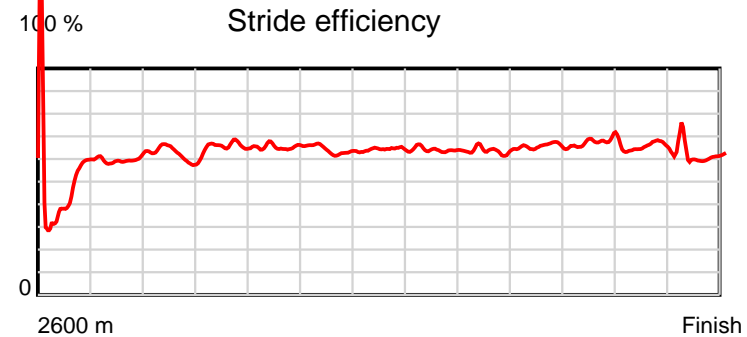
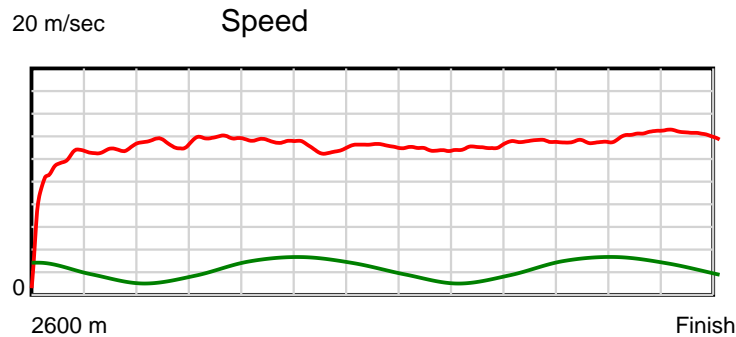
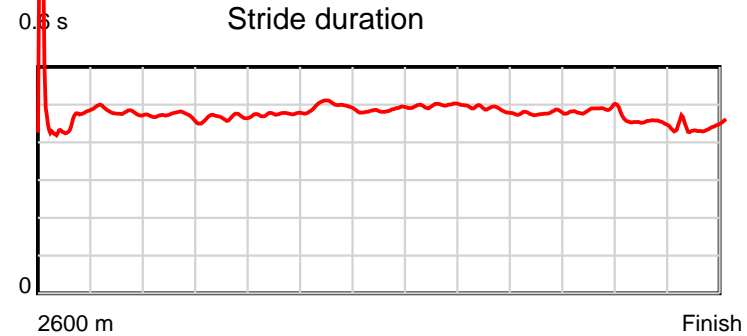
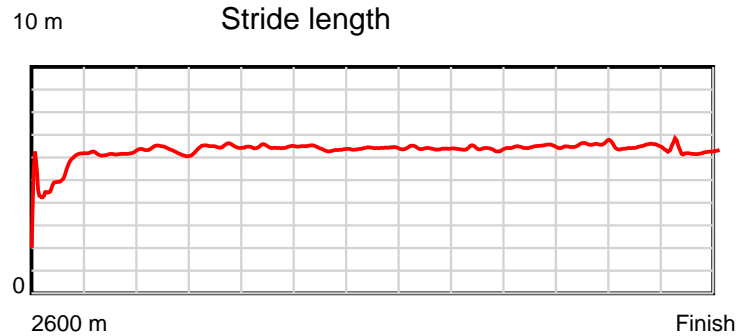
Disclaimer.

HRNZ and NZMTC and Thoroughbred Ratings Pty Ltd accepts no responsibility for the completeness or accuracy of any of the information contained herein, and makes no representations about its suitability for any particular purpose. Users should make their own judgements about those matters and/or seek independent advice. You assume all risks associated with use of the data provided on this page.

Race Results

July 12, 2024, Race 4, CONTINENTAL EVENT HIRE TROT, Distance 2600m, Addington - Survey 3200m

Result	TAB no.	Horse (Barrier)	2200m to	2000m to	1800m to	1600m to	1400m to	1200m to	1000m to	800m to	600m to	400m to	200m to	Total or	Margin
8th	7	Sunny Louis (8)	2000m	1800m	1600m	1400m	1200m	1000m	800m	600m	400m	200m	WP	Average	
		Position in running (margin)	11(11.8)	10(11.3)	9(9.2)	8(8.3)	8(11.1)	8(8.8)	8(7.7)	8(7.4)	8(6.8)	9(7.1)	10(7.9)		6.10
		Sectional time (s)	15.29	14.53	14.98	15.71	15.31	15.87	15.59	14.85	15.15	14.39	14.16		
		Cumulative time (s)	165.83	150.54	136.01	121.03	105.32	90.01	74.14	58.55	43.70	28.55	14.16	3:19.75	
		Speed (m/s)	13.08	13.76	13.35	12.73	13.06	12.60	12.83	13.47	13.20	13.90	14.12	13.02	
		Stride length (m)	6.15	6.43	6.34	6.33	6.35	6.28	6.25	6.44	6.41	6.25	6.24	6.18	
		Stride duration (s)	0.470	0.467	0.475	0.497	0.486	0.498	0.487	0.478	0.485	0.450	0.442	0.475	
		Stride efficiency (%)	59.14	64.51	62.86	62.61	62.93	61.64	61.07	64.84	64.15	61.11	60.88	59.76	
		Stride count	32.51	31.13	31.53	31.60	31.52	31.84	31.99	31.05	31.21	31.98	32.04	420.42	



Note: Horizontal distance axis grid lines are 200m furlongs.

Disclaimer.

HRNZ and NZMTC and Thoroughbred Ratings Pty Ltd accepts no responsibility for the completeness or accuracy of any of the information contained herein, and makes no representations about its suitability for any particular purpose. Users should make their own judgements about those matters and/or seek independent advice. You assume all risks associated with use of the data provided on this page.



Race Results



July 12, 2024, Race 4, CONTINENTAL EVENT HIRE TROT, Distance 2600m, Addington - Survey 3200m

Result	TAB no.	Horse (Barrier)	2600 to	2400m to
9th	8	Buffy Northsta... (9)	2400m	2200m
		Position in running (margin)	-	9(8.0)
		Sectional time (s)	17.73	15.87
		Cumulative time (s)	200.00	182.27
		Speed (m/s)	11.28	12.60
		Stride length (m)	5.04	5.39
		Stride duration (s)	0.438	0.428
		Stride efficiency (%)	39.65	45.42
		Stride count	39.71	37.10

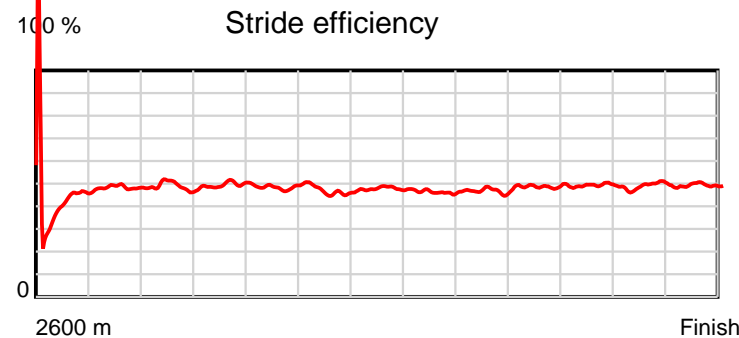
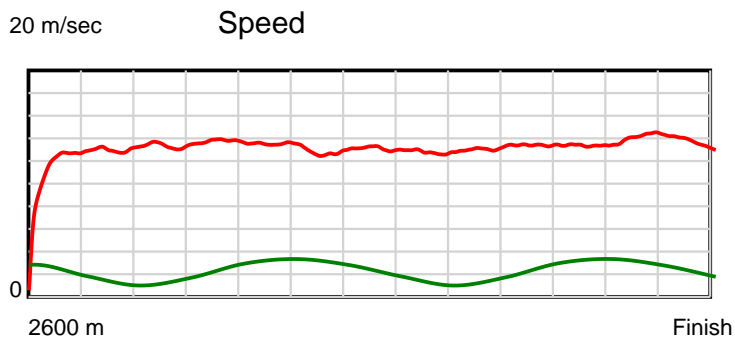
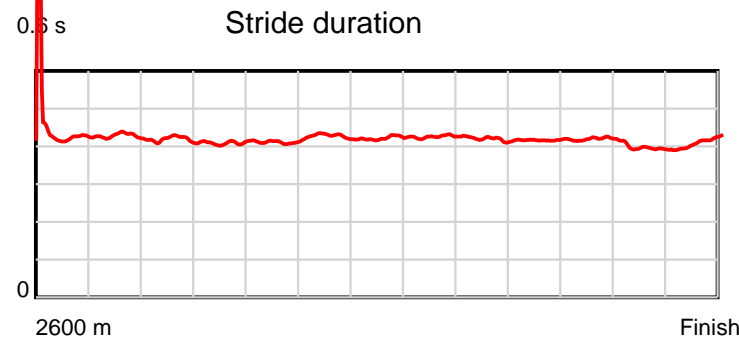
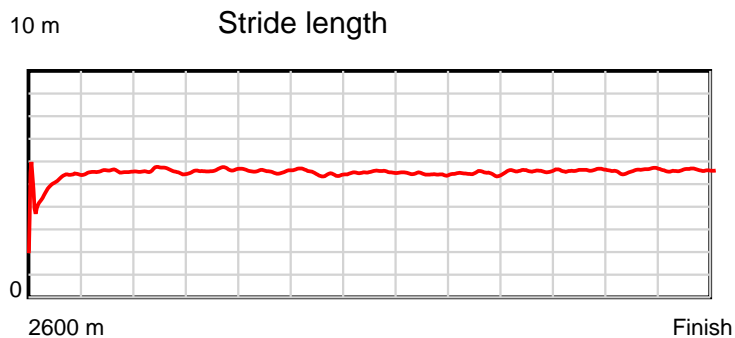
Disclaimer.

HRNZ and NZMTC and Thoroughbred Ratings Pty Ltd accepts no responsibility for the completeness or accuracy of any of the information contained herein, and makes no representations about its suitability for any particular purpose. Users should make their own judgements about those matters and/or seek independent advice. You assume all risks associated with use of the data provided on this page.

Race Results

July 12, 2024, Race 4, CONTINENTAL EVENT HIRE TROT, Distance 2600m, Addington - Survey 3200m

Result	TAB no.	Horse (Barrier)	2200m to	2000m to	1800m to	1600m to	1400m to	1200m to	1000m to	800m to	600m to	400m to	200m to	Total or	Margin
9th	8	Buffy Northsta... (9)	2000m	1800m	1600m	1400m	1200m	1000m	800m	600m	400m	200m	WP	Average	
		Position in running (margin)	8(7.8)	7(7.2)	5(4.8)	4(3.7)	5(7.2)	4(4.8)	4(4.5)	4(3.9)	4(3.4)	5(2.8)	5(4.2)		7.40
		Sectional time (s)	15.26	14.49	14.93	15.84	15.29	16.00	15.55	14.86	15.01	14.49	14.68		
		Cumulative time (s)	166.40	151.14	136.65	121.72	105.88	90.59	74.59	59.04	44.18	29.17	14.68	3:20.00	
		Speed (m/s)	13.11	13.80	13.40	12.63	13.08	12.50	12.86	13.46	13.32	13.80	13.62	13.00	
		Stride length (m)	5.49	5.65	5.51	5.40	5.52	5.32	5.40	5.61	5.59	5.46	5.61	5.46	
		Stride duration (s)	0.418	0.410	0.411	0.428	0.422	0.426	0.420	0.417	0.419	0.396	0.412	0.420	
		Stride efficiency (%)	47.02	49.91	47.43	45.54	47.62	44.28	45.53	49.13	48.75	46.65	49.17	46.51	
		Stride count	36.46	35.39	36.30	37.05	36.23	37.57	37.05	35.67	35.81	36.61	35.65	476.60	



Note: Horizontal distance axis grid lines are 200m furlongs.

Disclaimer.

HRNZ and NZMTC and Thoroughbred Ratings Pty Ltd accepts no responsibility for the completeness or accuracy of any of the information contained herein, and makes no representations about its suitability for any particular purpose. Users should make their own judgements about those matters and/or seek independent advice. You assume all risks associated with use of the data provided on this page.



Race Results



July 12, 2024, Race 4, CONTINENTAL EVENT HIRE TROT, Distance 2600m, Addington - Survey 3200m

Result	TAB no.	Horse (Barrier)	2600 to	2400m to
10th	2	Brett's Mate (3)	2400m	2200m
		Position in running (margin)	-	2(1.1)
		Sectional time (s)	16.24	16.16
		Cumulative time (s)	200.06	183.82
		Speed (m/s)	12.31	12.38
		Stride length (m)	5.87	6.41
		Stride duration (s)	0.474	0.518
		Stride efficiency (%)	53.80	64.25
		Stride count	34.09	31.19

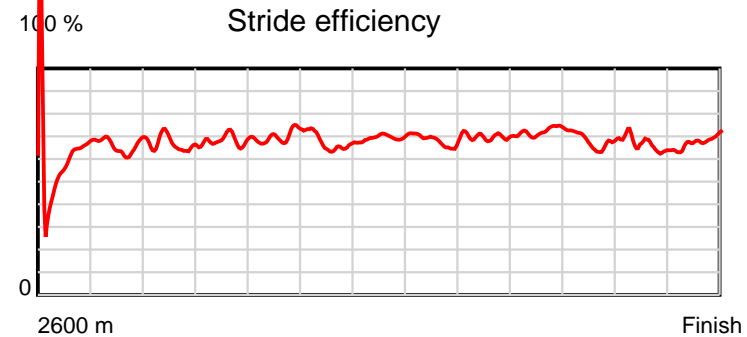
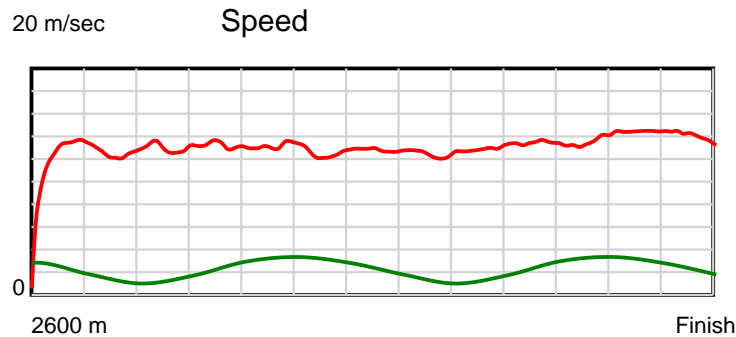
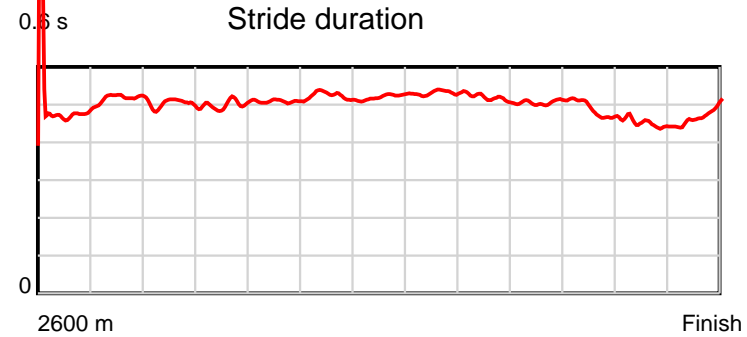
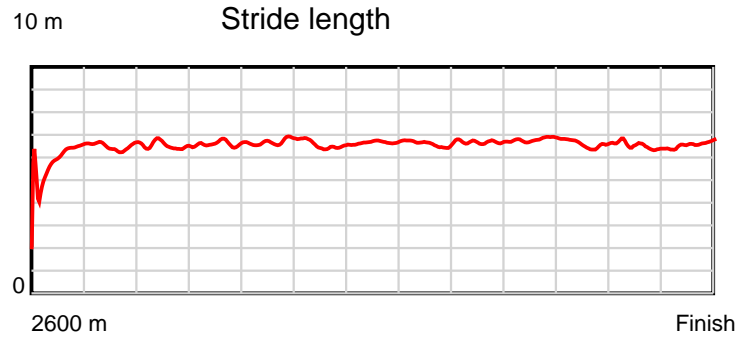
Disclaimer.

HRNZ and NZMTC and Thoroughbred Ratings Pty Ltd accepts no responsibility for the completeness or accuracy of any of the information contained herein, and makes no representations about its suitability for any particular purpose. Users should make their own judgements about those matters and/or seek independent advice. You assume all risks associated with use of the data provided on this page.

Race Results

July 12, 2024, Race 4, CONTINENTAL EVENT HIRE TROT, Distance 2600m, Addington - Survey 3200m

Result	TAB no.	Horse (Barrier)	2200m to	2000m to	1800m to	1600m to	1400m to	1200m to	1000m to	800m to	600m to	400m to	200m to	Total or	Margin
10th	2	Brett's Mate (3)	2000m	1800m	1600m	1400m	1200m	1000m	800m	600m	400m	200m	WP	Average	
		Position in running (margin)	4(2.7)	4(4.6)	6(5.7)	7(6.4)	6(9.0)	7(7.4)	9(7.9)	9(8.7)	9(8.1)	10(7.5)	11(8.2)		7.70
		Sectional time (s)	15.68	15.07	15.23	15.68	15.43	16.14	15.77	14.85	15.02	14.37	14.42		
		Cumulative time (s)	167.66	151.98	136.91	121.68	106.00	90.57	74.43	58.66	43.81	28.79	14.42	3:20.06	
		Speed (m/s)	12.76	13.27	13.13	12.76	12.96	12.39	12.68	13.47	13.32	13.92	13.87	13.00	
		Stride length (m)	6.40	6.65	6.68	6.69	6.75	6.58	6.57	6.81	6.47	6.26	6.59	6.51	
		Stride duration (s)	0.502	0.501	0.508	0.524	0.521	0.531	0.518	0.506	0.485	0.450	0.475	0.501	
		Stride efficiency (%)	63.92	69.04	69.71	69.87	71.18	67.62	67.54	72.50	65.31	61.28	67.76	66.17	
		Stride count	31.27	30.09	29.95	29.91	29.63	30.40	30.42	29.36	30.94	31.94	30.37	399.56	



Note: Horizontal distance axis grid lines are 200m furlongs.

Disclaimer.

HRNZ and NZMTC and Thoroughbred Ratings Pty Ltd accepts no responsibility for the completeness or accuracy of any of the information contained herein, and makes no representations about its suitability for any particular purpose. Users should make their own judgements about those matters and/or seek independent advice. You assume all risks associated with use of the data provided on this page.



Race Results



July 12, 2024, Race 4, CONTINENTAL EVENT HIRE TROT, Distance 2600m, Addington - Survey 3200m

Result	TAB no.	Horse (Barrier)	2600 to	2400m to
11th	11	Sheza Gift (0)	2400m	2200m
		Position in running (margin)	-	8(7.2)
		Sectional time (s)	17.47	16.36
		Cumulative time (s)	200.23	182.76
		Speed (m/s)	11.45	12.22
		Stride length (m)	5.37	5.52
		Stride duration (s)	0.443	0.451
		Stride efficiency (%)	45.03	47.53
		Stride count	37.26	36.26

Disclaimer.

HRNZ and NZMTC and Thoroughbred Ratings Pty Ltd accepts no responsibility for the completeness or accuracy of any of the information contained herein, and makes no representations about its suitability for any particular purpose. Users should make their own judgements about those matters and/or seek independent advice. You assume all risks associated with use of the data provided on this page.

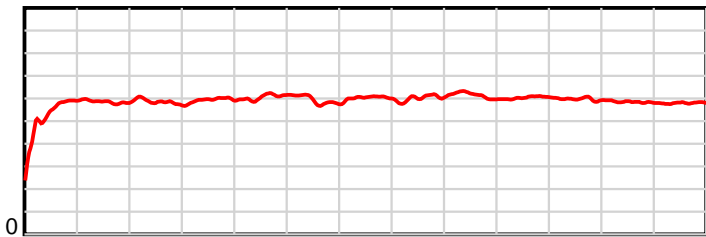
Race Results

July 12, 2024, Race 4, CONTINENTAL EVENT HIRE TROT, Distance 2600m, Addington - Survey 3200m

Result	TAB no.	Horse (Barrier)	2200m to	2000m to	1800m to	1600m to	1400m to	1200m to	1000m to	800m to	600m to	400m to	200m to	Total or	Margin
11th	11	Sheza Gift (0)	2000m	1800m	1600m	1400m	1200m	1000m	800m	600m	400m	200m	WP	Average	
		Position in running (margin)	10(10.0)	11(11.4)	11(10.9)	10(10.1)	10(13.0)	10(10.7)	5(5.0)	2(1.7)	2(1.4)	2(1.9)	7(5.4)		8.60
		Sectional time (s)	15.60	14.79	14.99	15.73	15.31	15.10	15.10	14.89	15.19	14.84	14.86		
		Cumulative time (s)	166.40	150.80	136.01	121.02	105.29	89.98	74.88	59.78	44.89	29.70	14.86	3:20.23	
		Speed (m/s)	12.82	13.52	13.34	12.71	13.06	13.25	13.25	13.43	13.17	13.48	13.46	12.98	
		Stride length (m)	5.69	5.99	5.98	5.87	6.03	5.90	5.94	6.03	5.87	5.80	5.86	5.83	
		Stride duration (s)	0.444	0.443	0.448	0.462	0.461	0.445	0.449	0.449	0.446	0.430	0.436	0.449	
		Stride efficiency (%)	50.54	56.03	55.82	53.80	56.73	54.31	55.21	56.89	53.86	52.57	53.74	53.06	
		Stride count	35.17	33.40	33.46	34.09	33.19	33.93	33.65	33.15	34.07	34.48	34.10	446.21	

10 m

Stride length

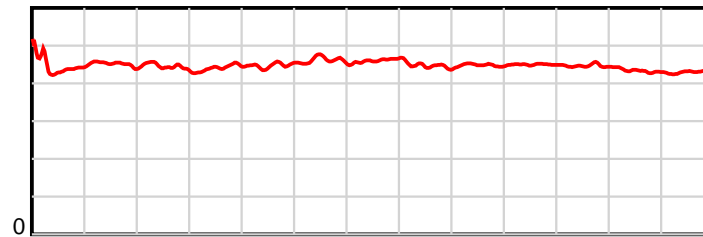


2600 m

Finish

0.6 s

Stride duration

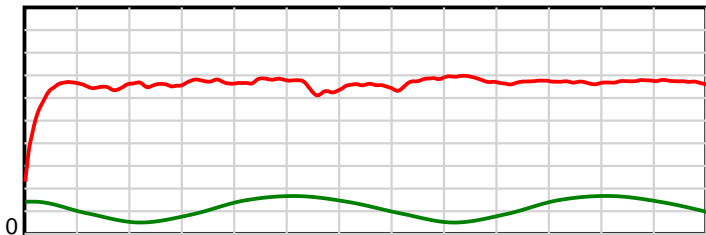


2600 m

Finish

20 m/sec

Speed

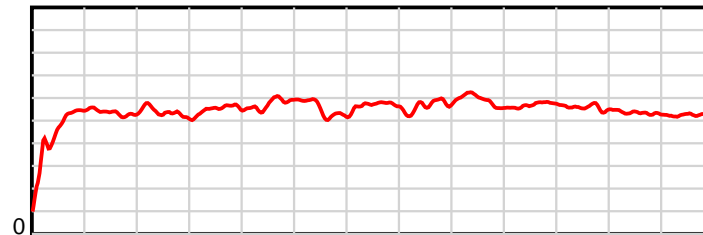


2600 m

Finish

100 %

Stride efficiency



2600 m

Finish

Note: Horizontal distance axis grid lines are 200m furlongs.

Disclaimer.

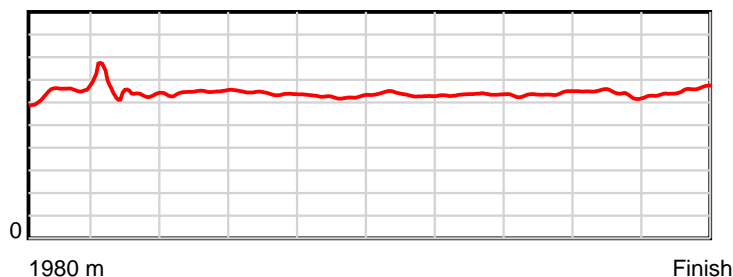
HRNZ and NZMTC and Thoroughbred Ratings Pty Ltd accepts no responsibility for the completeness or accuracy of any of the information contained herein, and makes no representations about its suitability for any particular purpose. Users should make their own judgements about those matters and/or seek independent advice. You assume all risks associated with use of the data provided on this page.

Race Results

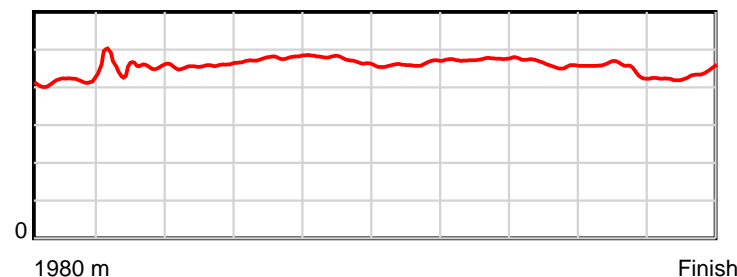
July 12, 2024, Race 5, MATT HARRISON CONSTRUCTION MOBILE PACE, Distance 1980m, Addington - Survey 1980m

Result	TAB no.	Horse (Barrier)	1980 to	1800m to	1600m to	1400m to	1200m to	1000m to	800m to	600m to	400m to	200m to	Total or	Margin
1st	2	Trump Card (2)	1800m	1600m	1400m	1200m	1000m	800m	600m	400m	200m	WP	Average	
		Position in running (margin)	-	1(0.0)	2(1.9)	2(1.7)	2(1.8)	3(1.8)	3(1.8)	3(1.9)	2(1.8)	2(0.4)		0.00
		Sectional time (s)	11.80	14.24	14.11	14.85	15.09	14.60	14.91	14.60	14.06	13.24		
		Cumulative time (s)	141.50	129.70	115.46	101.35	86.50	71.41	56.81	41.90	27.30	13.24	2:21.50	
		Speed (m/s)	15.25	14.04	14.17	13.47	13.25	13.70	13.41	13.70	14.22	15.11	13.99	
		Stride length (m)	6.42	6.24	6.48	6.44	6.27	6.33	6.37	6.33	6.40	6.55	6.38	
		Stride duration (s)	0.417	0.444	0.457	0.478	0.473	0.462	0.475	0.462	0.450	0.434	0.456	
		Stride efficiency (%)	64.49	60.87	65.52	64.74	61.37	62.67	63.40	62.63	63.91	67.08	63.63	
		Stride count	28.02	32.04	30.89	31.07	31.91	31.58	31.40	31.59	31.27	30.53	310.30	

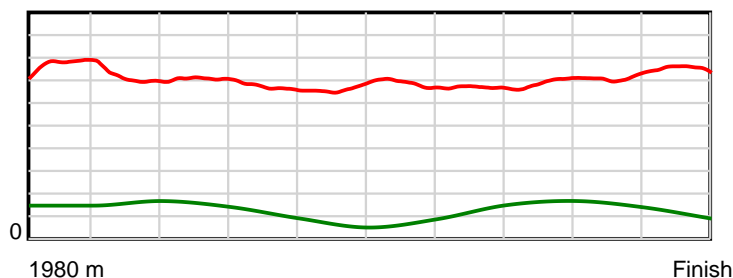
10 m Stride length



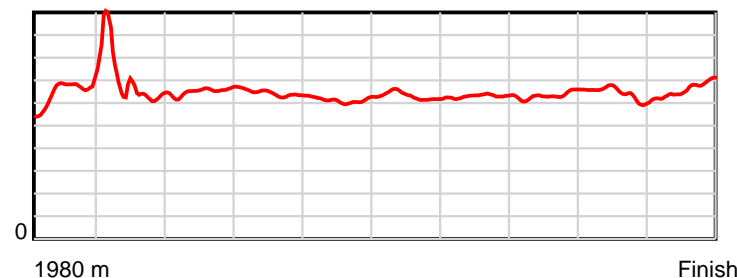
0.6 s Stride duration



20 m/sec Speed



100 % Stride efficiency



Note: Horizontal distance axis grid lines are 200m furlongs.

Disclaimer.

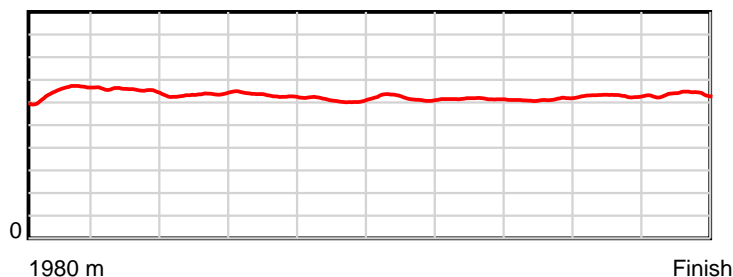
HRNZ and NZMTC and Thoroughbred Ratings Pty Ltd accepts no responsibility for the completeness or accuracy of any of the information contained herein, and makes no representations about its suitability for any particular purpose. Users should make their own judgements about those matters and/or seek independent advice. You assume all risks associated with use of the data provided on this page.

Race Results

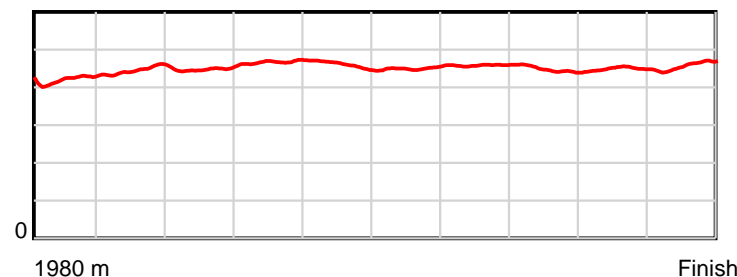
July 12, 2024, Race 5, MATT HARRISON CONSTRUCTION MOBILE PACE, Distance 1980m, Addington - Survey 1980m

Result	TAB no.	Horse (Barrier)	1980 to	1800m to	1600m to	1400m to	1200m to	1000m to	800m to	600m to	400m to	200m to	Total or	Margin
2nd	5	Glengarry Moon... (5)	1800m	1600m	1400m	1200m	1000m	800m	600m	400m	200m	WP	Average	
		Position in running (margin)	-	2(0.4)	1(0.0)	1(0.0)	1(0.0)	1(0.0)	1(0.0)	1(0.0)	1(0.0)	1(0.0)		5.00
		Sectional time (s)	11.77	13.87	14.15	14.82	15.10	14.61	14.89	14.62	14.29	14.30		
		Cumulative time (s)	142.42	130.65	116.78	102.63	87.81	72.71	58.10	43.21	28.59	14.30	2:22.42	
		Speed (m/s)	15.29	14.42	14.13	13.50	13.25	13.69	13.43	13.68	14.00	13.99	13.90	
		Stride length (m)	6.45	6.44	6.33	6.31	6.09	6.17	6.16	6.12	6.29	6.41	6.27	
		Stride duration (s)	0.421	0.446	0.448	0.467	0.460	0.450	0.458	0.447	0.450	0.458	0.451	
		Stride efficiency (%)	65.08	64.74	62.59	62.17	57.92	59.40	59.23	58.47	61.89	64.11	61.45	
		Stride count	27.89	31.07	31.60	31.71	32.85	32.44	32.48	32.70	31.78	31.22	315.74	

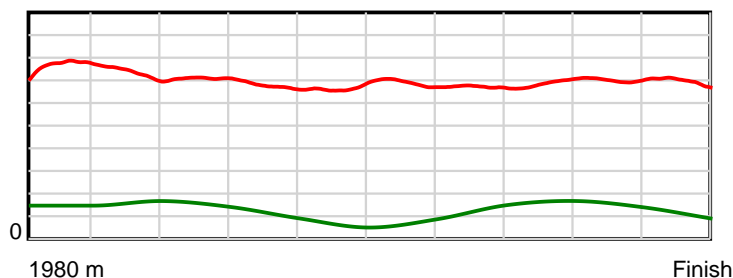
10 m Stride length



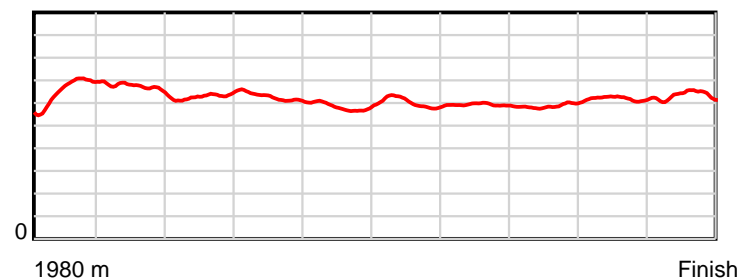
0.6 s Stride duration



20 m/sec Speed



100 % Stride efficiency



Note: Horizontal distance axis grid lines are 200m furlongs.

Disclaimer.

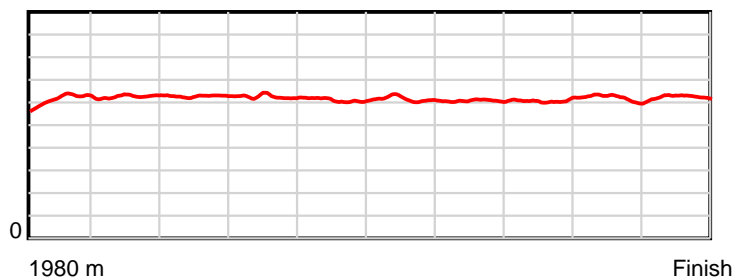
HRNZ and NZMTC and Thoroughbred Ratings Pty Ltd accepts no responsibility for the completeness or accuracy of any of the information contained herein, and makes no representations about its suitability for any particular purpose. Users should make their own judgements about those matters and/or seek independent advice. You assume all risks associated with use of the data provided on this page.

Race Results

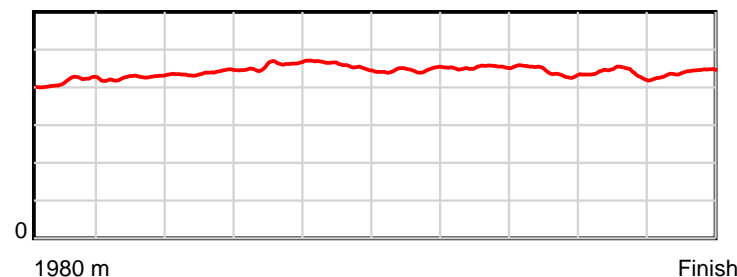
July 12, 2024, Race 5, MATT HARRISON CONSTRUCTION MOBILE PACE, Distance 1980m, Addington - Survey 1980m

Result	TAB no.	Horse (Barrier)	1980 to	1800m to	1600m to	1400m to	1200m to	1000m to	800m to	600m to	400m to	200m to	Total or	Margin
3rd	11	Eddie Osei (10)	1800m	1600m	1400m	1200m	1000m	800m	600m	400m	200m	WP	Average	
		Position in running (margin)	-	9(6.2)	4(5.0)	4(4.2)	3(3.6)	5(3.6)	5(3.6)	5(3.7)	3(3.7)	3(2.9)		6.10
		Sectional time (s)	12.75	13.74	14.03	14.72	15.09	14.61	14.91	14.62	14.15	14.01		
		Cumulative time (s)	142.63	129.88	116.14	102.11	87.39	72.30	57.69	42.78	28.16	14.01	2:22.63	
		Speed (m/s)	14.12	14.56	14.26	13.59	13.25	13.69	13.41	13.68	14.13	14.28	13.88	
		Stride length (m)	6.08	6.21	6.26	6.23	6.06	6.11	6.08	6.04	6.19	6.27	6.15	
		Stride duration (s)	0.416	0.426	0.439	0.458	0.458	0.446	0.453	0.441	0.438	0.439	0.443	
		Stride efficiency (%)	57.79	60.21	61.15	60.68	57.47	58.38	57.72	56.95	59.93	61.45	59.16	
		Stride count	29.60	32.22	31.97	32.09	32.98	32.72	32.91	33.13	32.30	31.89	321.81	

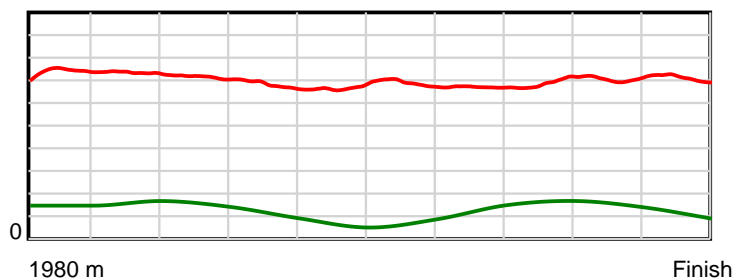
10 m Stride length



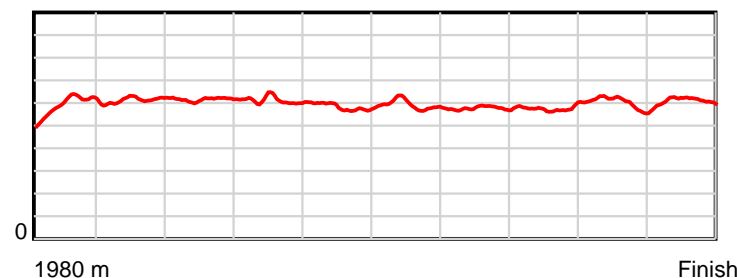
0.6 s Stride duration



20 m/sec Speed



100 % Stride efficiency



Note: Horizontal distance axis grid lines are 200m furlongs.

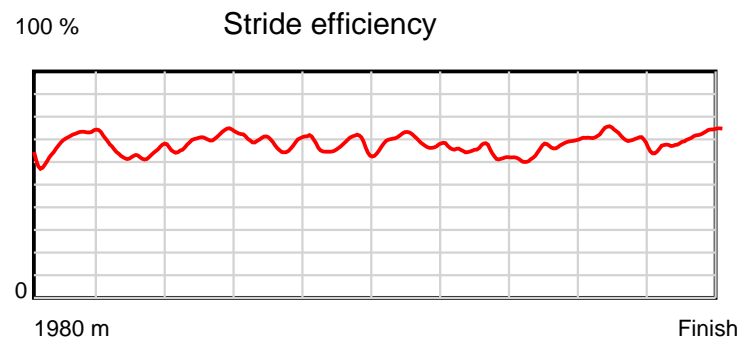
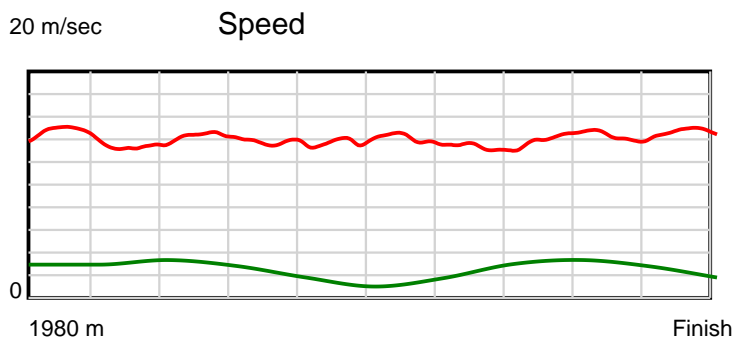
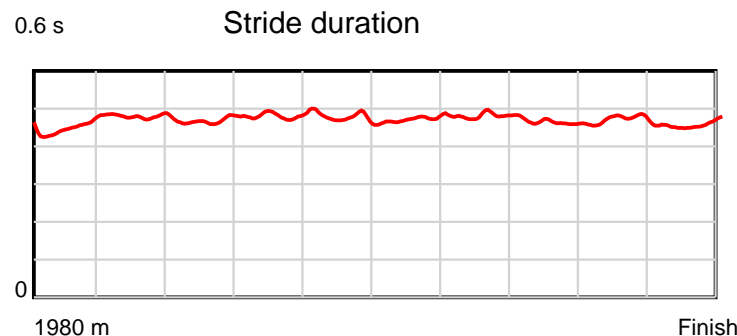
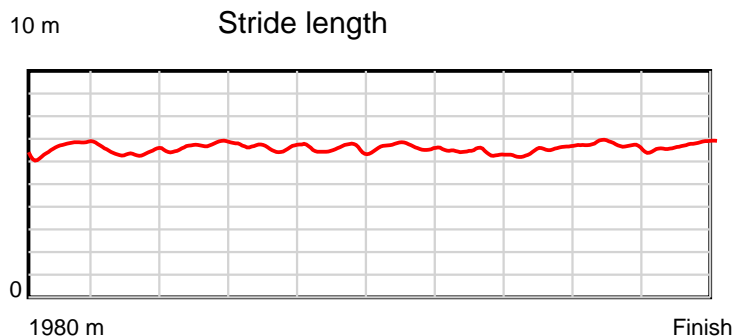
Disclaimer.

HRNZ and NZMTC and Thoroughbred Ratings Pty Ltd accepts no responsibility for the completeness or accuracy of any of the information contained herein, and makes no representations about its suitability for any particular purpose. Users should make their own judgements about those matters and/or seek independent advice. You assume all risks associated with use of the data provided on this page.

Race Results

July 12, 2024, Race 5, MATT HARRISON CONSTRUCTION MOBILE PACE, Distance 1980m, Addington - Survey 1980m

Result	TAB no.	Horse (Barrier)	1980 to	1800m to	1600m to	1400m to	1200m to	1000m to	800m to	600m to	400m to	200m to	Total or	Margin
4th	9	Black Mach (9)	1800m	1600m	1400m	1200m	1000m	800m	600m	400m	200m	WP	Average	
		Position in running (margin)	-	6(4.0)	10(13.8)	10(13.7)	10(12.5)	10(10.8)	9(10.1)	9(11.6)	8(9.9)	6(9.2)		8.70
		Sectional time (s)	12.17	15.57	14.13	14.61	14.81	14.50	15.13	14.34	14.17	13.69		
		Cumulative time (s)	143.12	130.95	115.38	101.25	86.64	71.83	57.33	42.20	27.86	13.69	2:23.12	
		Speed (m/s)	14.79	12.85	14.15	13.69	13.50	13.79	13.22	13.95	14.11	14.61	13.83	
		Stride length (m)	6.55	6.16	6.63	6.59	6.42	6.53	6.36	6.45	6.65	6.71	6.50	
		Stride duration (s)	0.449	0.480	0.469	0.482	0.475	0.474	0.481	0.463	0.471	0.459	0.470	
		Stride efficiency (%)	67.03	59.36	68.75	67.87	64.34	66.71	63.28	65.04	69.03	70.28	66.05	
		Stride count	27.48	32.45	30.15	30.35	31.17	30.61	31.43	31.00	30.09	29.82	304.55	



Note: Horizontal distance axis grid lines are 200m furlongs.

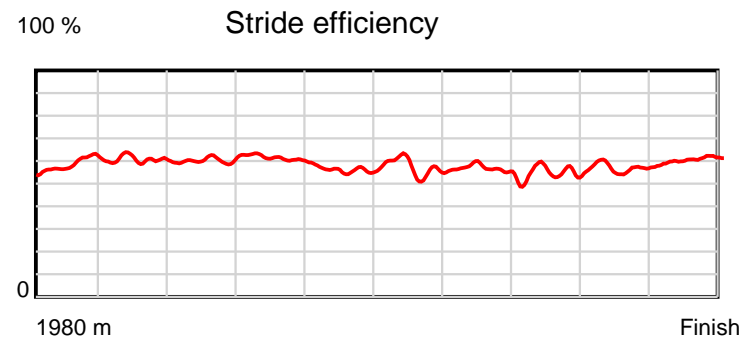
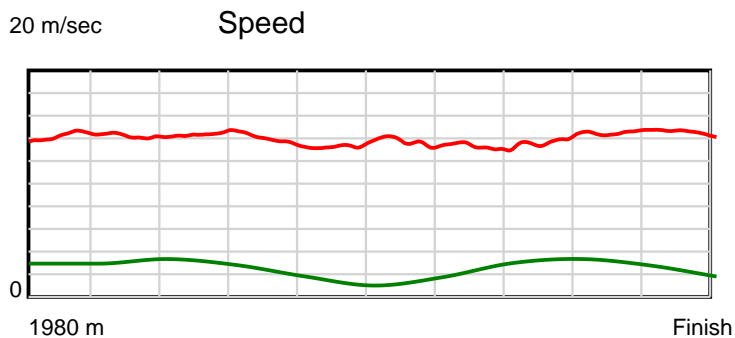
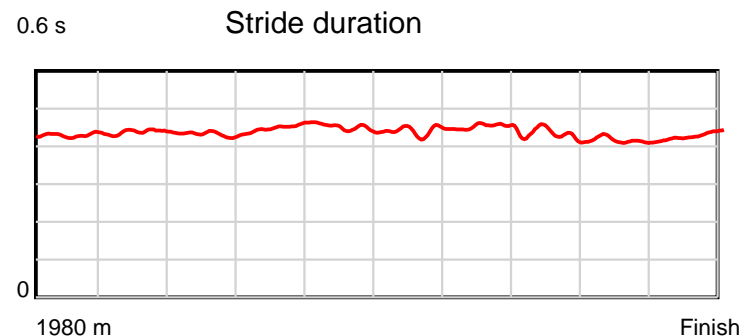
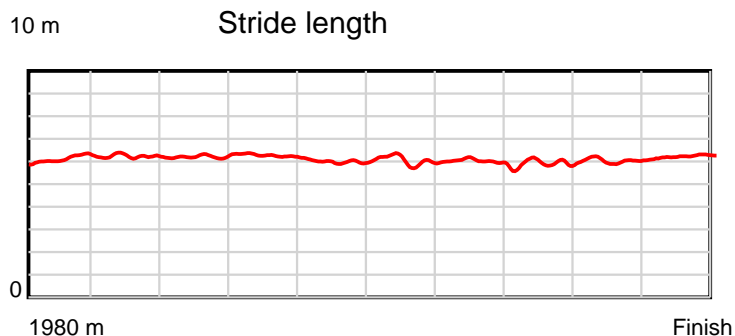
Disclaimer.

HRNZ and NZMTC and Thoroughbred Ratings Pty Ltd accepts no responsibility for the completeness or accuracy of any of the information contained herein, and makes no representations about its suitability for any particular purpose. Users should make their own judgements about those matters and/or seek independent advice. You assume all risks associated with use of the data provided on this page.

Race Results

July 12, 2024, Race 5, MATT HARRISON CONSTRUCTION MOBILE PACE, Distance 1980m, Addington - Survey 1980m

Result	TAB no.	Horse (Barrier)	1980 to	1800m to	1600m to	1400m to	1200m to	1000m to	800m to	600m to	400m to	200m to	Total or	Margin
5th	7	Warloch (7)	1800m	1600m	1400m	1200m	1000m	800m	600m	400m	200m	WP	Average	
		Position in running (margin)	-	10(7.0)	7(9.6)	7(8.8)	5(5.4)	7(5.5)	7(6.4)	7(7.5)	7(9.2)	5(8.3)		9.10
		Sectional time (s)	12.84	14.36	14.01	14.26	15.10	14.77	15.07	14.90	14.13	13.75		
		Cumulative time (s)	143.19	130.35	115.99	101.98	87.72	72.62	57.85	42.78	27.88	13.75	2:23.19	
		Speed (m/s)	14.02	13.93	14.28	14.03	13.25	13.54	13.27	13.42	14.15	14.55	13.83	
		Stride length (m)	6.08	6.10	6.17	6.31	5.96	5.98	6.00	5.78	5.89	6.26	6.05	
		Stride duration (s)	0.431	0.438	0.432	0.450	0.450	0.442	0.452	0.430	0.416	0.430	0.437	
		Stride efficiency (%)	57.78	58.13	59.47	62.27	55.51	55.95	56.18	52.18	54.20	61.19	57.17	
		Stride count	29.60	32.79	32.42	31.68	33.56	33.42	33.35	34.61	33.96	31.96	327.35	



Note: Horizontal distance axis grid lines are 200m furlongs.

Disclaimer.

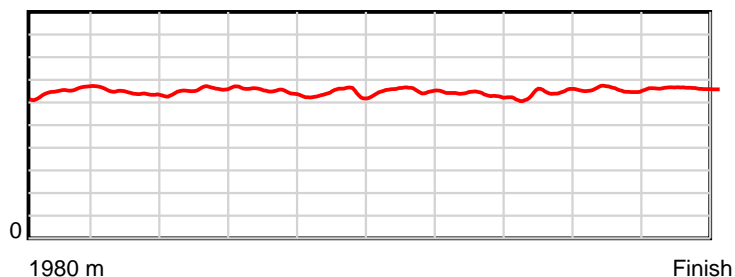
HRNZ and NZMTC and Thoroughbred Ratings Pty Ltd accepts no responsibility for the completeness or accuracy of any of the information contained herein, and makes no representations about its suitability for any particular purpose. Users should make their own judgements about those matters and/or seek independent advice. You assume all risks associated with use of the data provided on this page.

Race Results

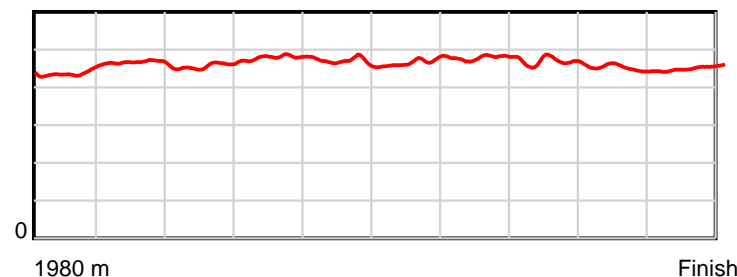
July 12, 2024, Race 5, MATT HARRISON CONSTRUCTION MOBILE PACE, Distance 1980m, Addington - Survey 1980m

Result	TAB no.	Horse (Barrier)	1980 to	1800m to	1600m to	1400m to	1200m to	1000m to	800m to	600m to	400m to	200m to	Total or	Margin
6th	6	Commander Joe (6)	1800m	1600m	1400m	1200m	1000m	800m	600m	400m	200m	WP	Average	
		Position in running (margin)	-	4(3.0)	8(9.9)	8(9.7)	9(9.5)	8(8.3)	8(8.3)	8(9.5)	9(11.4)	8(10.0)		10.40
		Sectional time (s)	12.09	15.08	14.12	14.79	14.90	14.61	15.08	14.94	14.04	13.78		
		Cumulative time (s)	143.43	131.34	116.26	102.14	87.35	72.45	57.84	42.76	27.82	13.78	2:23.43	
		Speed (m/s)	14.89	13.26	14.16	13.52	13.42	13.69	13.26	13.39	14.25	14.51	13.80	
		Stride length (m)	6.48	6.18	6.48	6.49	6.29	6.41	6.35	6.23	6.41	6.57	6.39	
		Stride duration (s)	0.438	0.466	0.458	0.480	0.468	0.468	0.479	0.466	0.450	0.453	0.463	
		Stride efficiency (%)	65.64	59.69	65.71	65.75	61.78	64.25	62.97	60.74	64.16	67.48	63.74	
		Stride count	27.77	32.36	30.84	30.83	31.81	31.19	31.51	32.08	31.21	30.43	310.03	

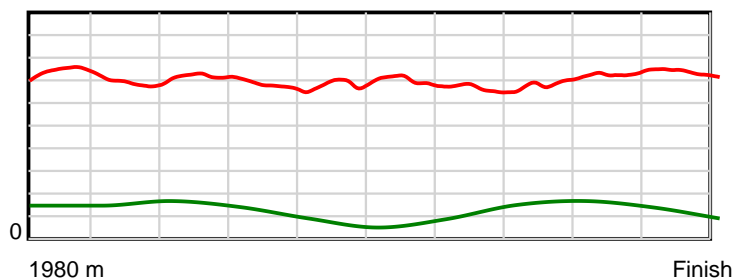
10 m Stride length



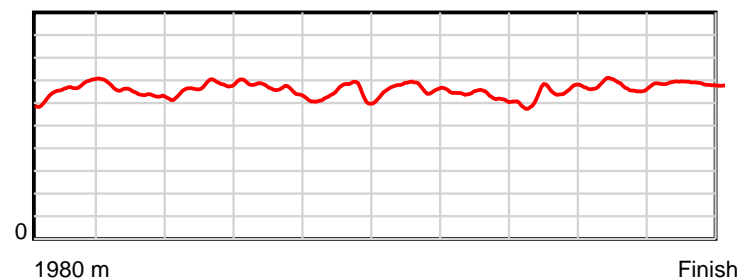
0.6 s Stride duration



20 m/sec Speed



100 % Stride efficiency



Note: Horizontal distance axis grid lines are 200m furlongs.

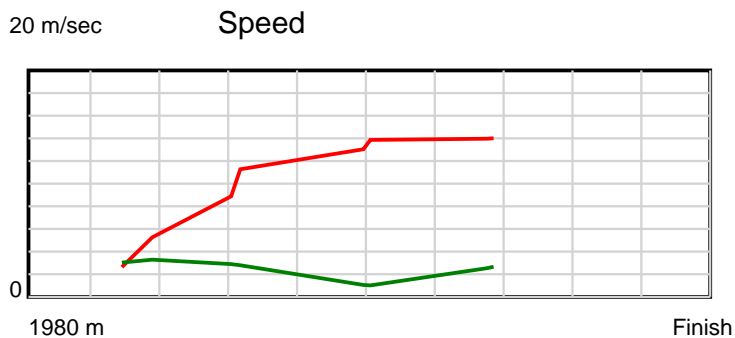
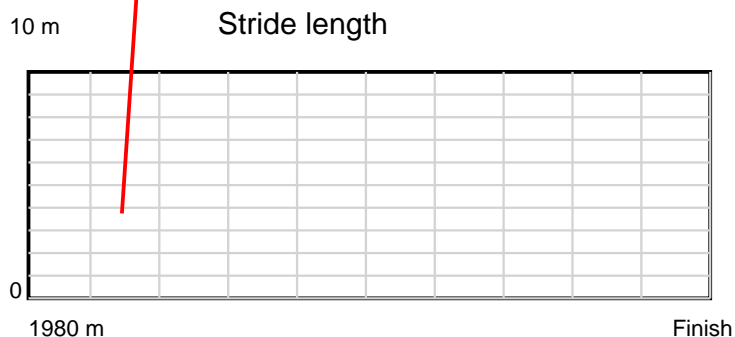
Disclaimer.

HRNZ and NZMTC and Thoroughbred Ratings Pty Ltd accepts no responsibility for the completeness or accuracy of any of the information contained herein, and makes no representations about its suitability for any particular purpose. Users should make their own judgements about those matters and/or seek independent advice. You assume all risks associated with use of the data provided on this page.

Race Results

July 12, 2024, Race 5, MATT HARRISON CONSTRUCTION MOBILE PACE, Distance 1980m, Addington - Survey 1980m

Result	TAB no.	Horse (Barrier)	1980 to	1800m to	1600m to	1400m to	1200m to	1000m to	800m to	600m to	400m to	200m to	Total or	Margin
7th	8	Ragazzo Major (8)	1800m	1600m	1400m	1200m	1000m	800m	600m	400m	200m	WP	Average	
		Position in running (margin)	-	7(5.0)	9(11.9)	9(11.6)	7(7.8)	6(3.9)	6(4.7)	6(5.4)	6(7.5)	4(7.9)		10.70
		Sectional time (s)	12.48	15.08	14.10	14.18	14.45	14.73	15.01	14.98	14.35	14.11		
		Cumulative time (s)	143.47	130.99	115.91	101.81	87.63	73.18	58.45	43.44	28.46	14.11	2:23.47	
		Speed (m/s)	14.42	13.26	14.18	14.10	13.84	13.58	13.32	13.35	13.94	14.17	13.80	
		Stride length (m)	6.61	13.90	93.70	29.53	28.23	18.82	20.46	19.03	19.87	20.20	18.25	
		Stride duration (s)	0.459	1.048	6.608	2.093	2.040	1.386	1.535	1.425	1.425	1.425	1.323	
		Stride efficiency (%)	68.36	302.05	13720.51	1362.54	1245.40	553.32	653.83	565.82	616.81	637.75	520.59	
		Stride count	27.22	14.39	2.13	6.77	7.08	10.63	9.78	10.51	10.07	9.90	108.48	



Note: Horizontal distance axis grid lines are 200m furlongs.

Disclaimer.

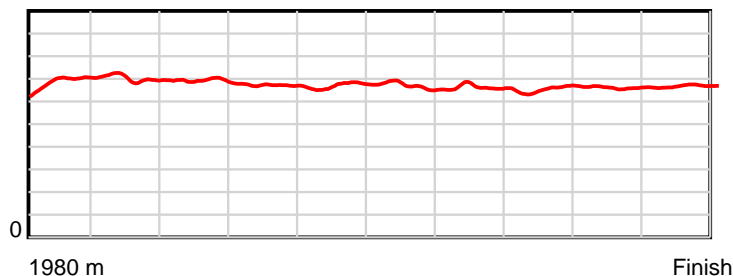
HRNZ and NZMTC and Thoroughbred Ratings Pty Ltd accepts no responsibility for the completeness or accuracy of any of the information contained herein, and makes no representations about its suitability for any particular purpose. Users should make their own judgements about those matters and/or seek independent advice. You assume all risks associated with use of the data provided on this page.

Race Results

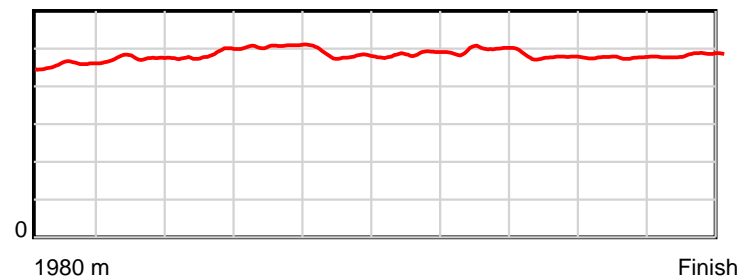
July 12, 2024, Race 5, MATT HARRISON CONSTRUCTION MOBILE PACE, Distance 1980m, Addington - Survey 1980m

Result	TAB no.	Horse (Barrier)	1980 to	1800m to	1600m to	1400m to	1200m to	1000m to	800m to	600m to	400m to	200m to	Total or	Margin
8th	1	Harrison (1)	1800m	1600m	1400m	1200m	1000m	800m	600m	400m	200m	WP	Average	
		Position in running (margin)	-	3(2.8)	3(2.5)	3(3.4)	4(4.3)	4(2.0)	4(2.8)	4(3.7)	5(6.6)	7(9.6)		13.70
		Sectional time (s)	12.19	13.89	14.29	14.97	14.71	14.74	15.03	15.10	14.79	14.32		
		Cumulative time (s)	144.03	131.84	117.95	103.66	88.69	73.98	59.24	44.21	29.11	14.32	2:24.03	
		Speed (m/s)	14.77	14.40	14.00	13.36	13.60	13.57	13.31	13.25	13.52	13.97	13.75	
		Stride length (m)	6.83	6.84	6.79	6.78	6.56	6.60	6.63	6.32	6.45	6.76	6.65	
		Stride duration (s)	0.458	0.475	0.485	0.507	0.483	0.486	0.498	0.477	0.477	0.484	0.484	
		Stride efficiency (%)	73.00	73.03	71.99	71.76	67.26	68.00	68.62	62.32	64.93	71.33	69.05	
		Stride count	26.34	29.26	29.47	29.51	30.48	30.32	30.18	31.67	31.03	29.60	297.86	

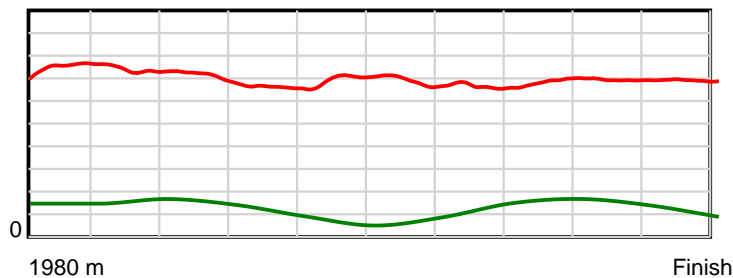
10 m Stride length



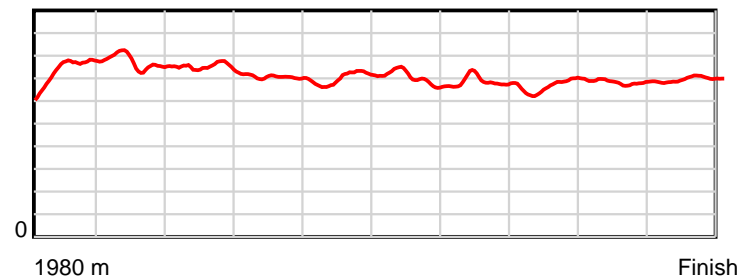
0.6 s Stride duration



20 m/sec Speed



100 % Stride efficiency



Note: Horizontal distance axis grid lines are 200m furlongs.

Disclaimer.

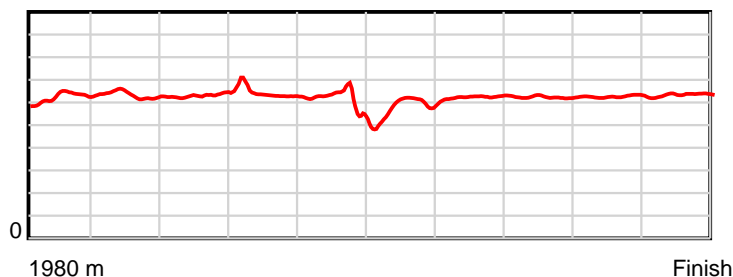
HRNZ and NZMTC and Thoroughbred Ratings Pty Ltd accepts no responsibility for the completeness or accuracy of any of the information contained herein, and makes no representations about its suitability for any particular purpose. Users should make their own judgements about those matters and/or seek independent advice. You assume all risks associated with use of the data provided on this page.

Race Results

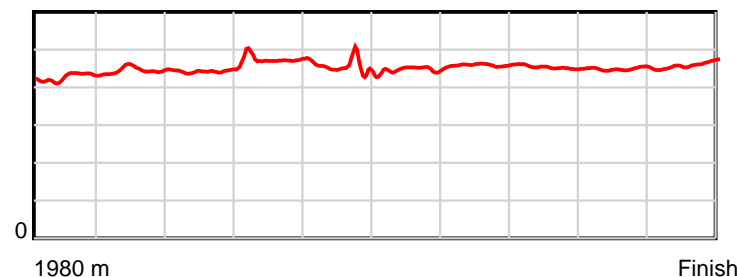
July 12, 2024, Race 5, MATT HARRISON CONSTRUCTION MOBILE PACE, Distance 1980m, Addington - Survey 1980m

Result	TAB no.	Horse (Barrier)	1980 to	1800m to	1600m to	1400m to	1200m to	1000m to	800m to	600m to	400m to	200m to	Total or	Margin
9th	3	Kowhai Nugget (3)	1800m	1600m	1400m	1200m	1000m	800m	600m	400m	200m	WP	Average	
		Position in running (margin)	-	8(5.4)	6(7.8)	6(7.6)	8(7.9)	9(10.6)	10(16.1)	10(15.1)	10(14.7)	10(15.0)		19.50
		Sectional time (s)	12.50	14.34	14.11	14.87	15.54	15.53	14.72	14.55	14.33	14.63		
		Cumulative time (s)	145.12	132.62	118.28	104.17	89.30	73.76	58.23	43.51	28.96	14.63	2:25.12	
		Speed (m/s)	14.40	13.95	14.17	13.45	12.87	12.88	13.59	13.75	13.96	13.67	13.64	
		Stride length (m)	6.18	6.22	6.27	6.37	5.76	5.77	6.24	6.22	6.26	6.31	6.15	
		Stride duration (s)	0.427	0.446	0.442	0.473	0.448	0.448	0.459	0.452	0.449	0.461	0.451	
		Stride efficiency (%)	59.61	60.37	61.37	63.37	51.86	52.04	60.75	60.42	61.24	62.13	59.11	
		Stride count	29.14	32.18	31.91	31.41	34.72	34.66	32.08	32.16	31.95	31.72	321.93	

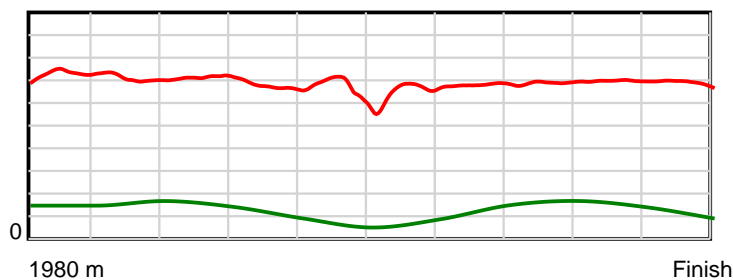
10 m Stride length



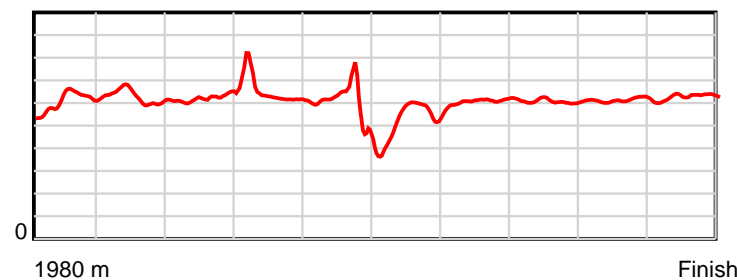
0.6 s Stride duration



20 m/sec Speed



100 % Stride efficiency



Note: Horizontal distance axis grid lines are 200m furlongs.

Disclaimer.

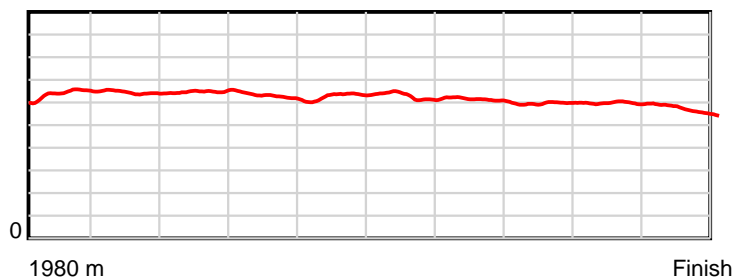
HRNZ and NZMTC and Thoroughbred Ratings Pty Ltd accepts no responsibility for the completeness or accuracy of any of the information contained herein, and makes no representations about its suitability for any particular purpose. Users should make their own judgements about those matters and/or seek independent advice. You assume all risks associated with use of the data provided on this page.

Race Results

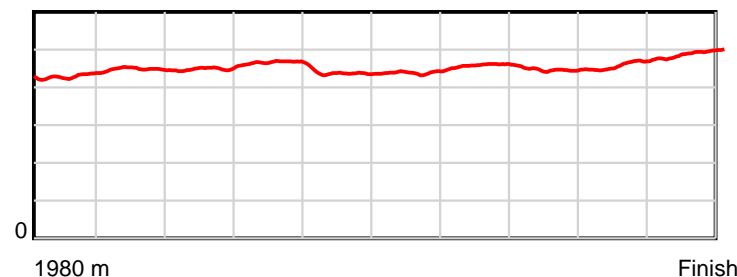
July 12, 2024, Race 5, MATT HARRISON CONSTRUCTION MOBILE PACE, Distance 1980m, Addington - Survey 1980m

Result	TAB no.	Horse (Barrier)	1980 to	1800m to	1600m to	1400m to	1200m to	1000m to	800m to	600m to	400m to	200m to	Total or	Margin
10th	4	Miki Bennett (4)	1800m	1600m	1400m	1200m	1000m	800m	600m	400m	200m	WP	Average	
		Position in running (margin)	-	5(3.3)	5(5.6)	5(5.3)	6(5.9)	2(1.6)	2(0.9)	2(1.8)	4(5.7)	9(14.0)		34.40
		Sectional time (s)	12.33	14.30	14.11	14.92	14.37	14.49	15.04	15.27	15.67	17.37		
		Cumulative time (s)	147.87	135.54	121.24	107.13	92.21	77.84	63.35	48.31	33.04	17.37	2:27.87	
		Speed (m/s)	14.60	13.99	14.17	13.40	13.92	13.80	13.30	13.10	12.76	11.51	13.39	
		Stride length (m)	6.34	6.27	6.37	6.25	6.08	6.08	6.11	5.84	5.89	5.65	6.08	
		Stride duration (s)	0.429	0.448	0.449	0.466	0.437	0.440	0.459	0.446	0.461	0.491	0.454	
		Stride efficiency (%)	62.89	61.41	63.42	60.95	57.76	57.71	58.27	53.31	54.21	49.93	57.71	
		Stride count	28.37	31.90	31.39	32.02	32.90	32.91	32.75	34.24	33.96	35.38	325.82	

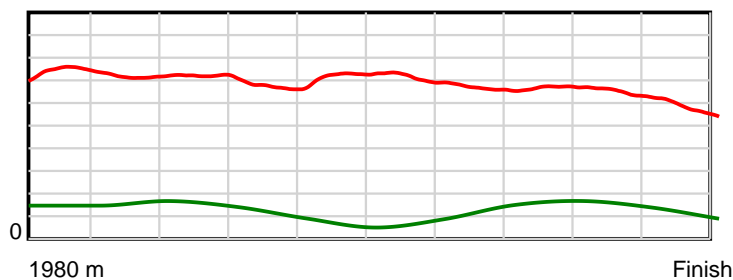
10 m Stride length



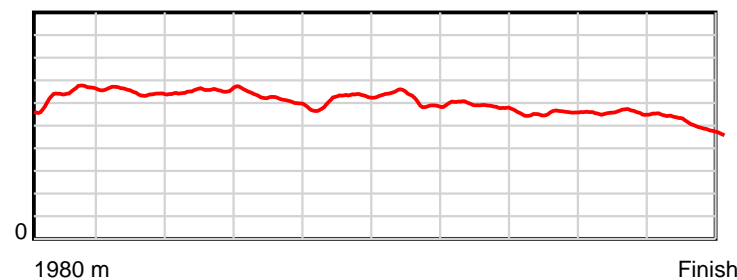
0.6 s Stride duration



20 m/sec Speed



100 % Stride efficiency



Note: Horizontal distance axis grid lines are 200m furlongs.

Disclaimer.

HRNZ and NZMTC and Thoroughbred Ratings Pty Ltd accepts no responsibility for the completeness or accuracy of any of the information contained herein, and makes no representations about its suitability for any particular purpose. Users should make their own judgements about those matters and/or seek independent advice. You assume all risks associated with use of the data provided on this page.



Race Results



July 12, 2024, Race 6, , Distance 2600m, Addington - Survey 3200m

Result	TAB no.	Horse (Barrier)	2600 to	2400m to
1st	8	Mr Love (3)	2400m	2200m
		Position in running (margin)	-	8(22.6)
		Sectional time (s)	20.11	15.19
		Cumulative time (s)	197.44	177.33
		Speed (m/s)	9.94	13.17
		Stride length (m)	5.87	6.19
		Stride duration (s)	0.460	0.470
		Stride efficiency (%)	53.91	59.95
		Stride count	34.05	32.29

Disclaimer.

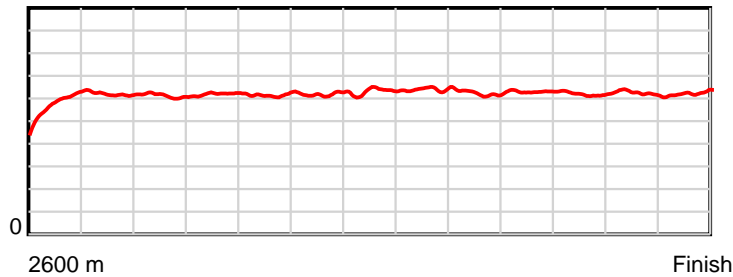
HRNZ and NZMTC and Thoroughbred Ratings Pty Ltd accepts no responsibility for the completeness or accuracy of any of the information contained herein, and makes no representations about its suitability for any particular purpose. Users should make their own judgements about those matters and/or seek independent advice. You assume all risks associated with use of the data provided on this page.

Race Results

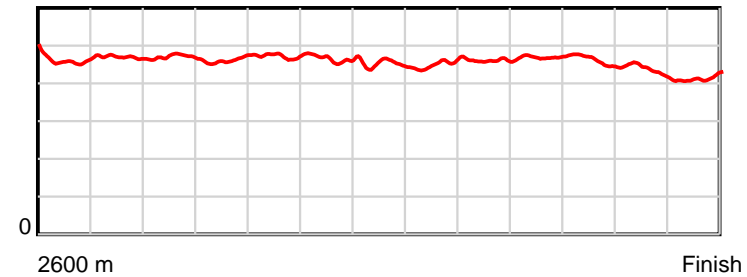
July 12, 2024, Race 6, , Distance 2600m, Addington - Survey 3200m

Result	TAB no.	Horse (Barrier)	2200m to	2000m to	1800m to	1600m to	1400m to	1200m to	1000m to	800m to	600m to	400m to	200m to	Total or	Margin
1st	8	Mr Love (3)	2000m	1800m	1600m	1400m	1200m	1000m	800m	600m	400m	200m	WP	Average	
		Position in running (margin)	8(24.5)	8(21.4)	8(17.5)	8(16.6)	8(12.5)	6(6.1)	6(5.6)	6(5.8)	6(4.8)	6(5.8)	6(4.7)		0.00
		Sectional time (s)	15.30	14.91	15.64	15.22	14.29	14.25	14.94	14.91	15.17	14.23	13.28		
		Cumulative time (s)	162.14	146.84	131.93	116.29	101.07	86.78	72.53	57.59	42.68	27.51	13.28	3:17.44	
		Speed (m/s)	13.07	13.41	12.79	13.14	14.00	14.04	13.39	13.41	13.18	14.05	15.06	13.17	
		Stride length (m)	6.14	6.19	6.04	6.12	6.33	6.32	6.16	6.29	6.07	6.12	6.25	6.16	
		Stride duration (s)	0.470	0.461	0.472	0.466	0.452	0.450	0.460	0.469	0.460	0.435	0.415	0.468	
		Stride efficiency (%)	58.99	59.80	56.98	58.60	62.58	62.41	59.24	61.90	57.52	58.44	60.95	59.26	
		Stride count	32.55	32.33	33.12	32.66	31.61	31.65	32.48	31.78	32.97	32.70	32.02	422.21	

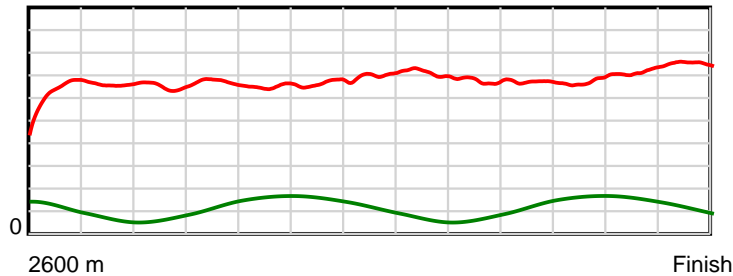
10 m Stride length



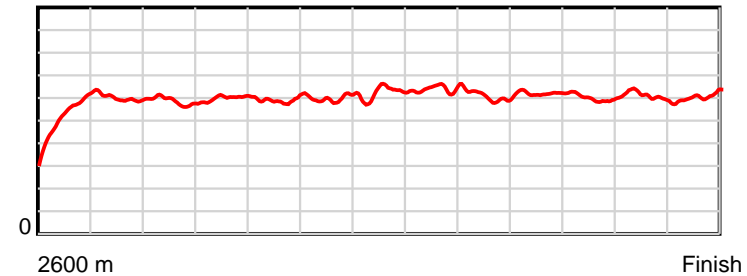
0.6 s Stride duration



20 m/sec Speed



100 % Stride efficiency



Note: Horizontal distance axis grid lines are 200m furlongs.

Disclaimer.

HRNZ and NZMTC and Thoroughbred Ratings Pty Ltd accepts no responsibility for the completeness or accuracy of any of the information contained herein, and makes no representations about its suitability for any particular purpose. Users should make their own judgements about those matters and/or seek independent advice. You assume all risks associated with use of the data provided on this page.



Race Results



July 12, 2024, Race 6, , Distance 2600m, Addington - Survey 3200m

Result	TAB no.	Horse (Barrier)	2600 to	2400m to
2nd	2	Master Class (5)	2400m	2200m
		Position in running (margin)	-	1(0.0)
		Sectional time (s)	16.37	14.89
		Cumulative time (s)	197.47	181.10
		Speed (m/s)	12.22	13.43
		Stride length (m)	5.78	6.30
		Stride duration (s)	0.464	0.469
		Stride efficiency (%)	52.13	62.00
		Stride count	34.63	31.75

Disclaimer.

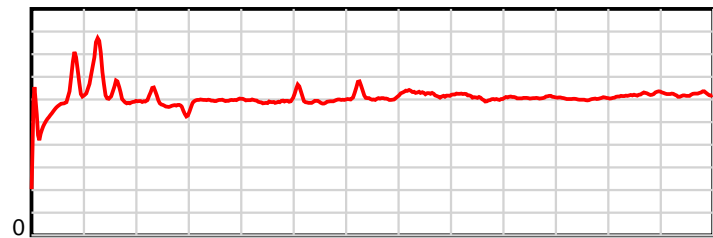
HRNZ and NZMTC and Thoroughbred Ratings Pty Ltd accepts no responsibility for the completeness or accuracy of any of the information contained herein, and makes no representations about its suitability for any particular purpose. Users should make their own judgements about those matters and/or seek independent advice. You assume all risks associated with use of the data provided on this page.

Race Results

July 12, 2024, Race 6, , Distance 2600m, Addington - Survey 3200m

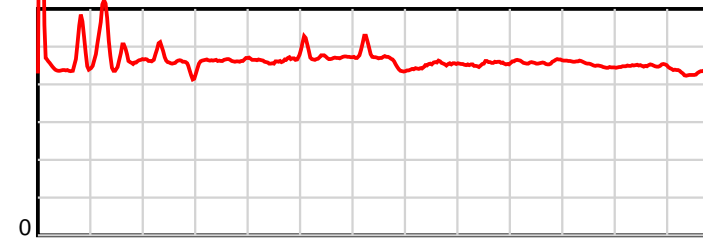
Result	TAB no.	Horse (Barrier)	2200m to	2000m to	1800m to	1600m to	1400m to	1200m to	1000m to	800m to	600m to	400m to	200m to	Total or	Margin
2nd	2	Master Class (5)	2000m	1800m	1600m	1400m	1200m	1000m	800m	600m	400m	200m	WP	Average	
		Position in running (margin)	1(0.0)	1(0.0)	1(0.0)	1(0.0)	1(0.0)	1(0.0)	1(0.0)	1(0.0)	1(0.0)	1(0.0)	1(0.0)		0.20
		Sectional time (s)	15.81	15.56	15.78	15.90	15.36	14.34	14.90	15.07	15.01	14.42	14.06		
		Cumulative time (s)	166.21	150.40	134.84	119.06	103.16	87.80	73.46	58.56	43.49	28.48	14.06	3:17.47	
		Speed (m/s)	12.65	12.85	12.67	12.58	13.02	13.95	13.42	13.27	13.32	13.87	14.22	13.17	
		Stride length (m)	5.77	5.95	5.85	5.96	6.08	6.23	6.08	6.08	6.03	6.22	6.19	6.04	
		Stride duration (s)	0.457	0.463	0.462	0.474	0.467	0.447	0.453	0.459	0.453	0.449	0.435	0.458	
		Stride efficiency (%)	52.11	55.34	53.48	55.55	57.80	60.63	57.75	57.85	56.87	60.49	59.97	56.94	
		Stride count	34.63	33.61	34.19	33.54	32.89	32.11	32.90	32.87	33.15	32.15	32.29	430.71	

10 m Stride length



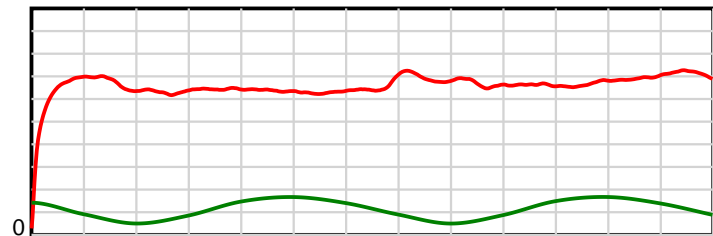
2600 m Finish

0.5 s Stride duration



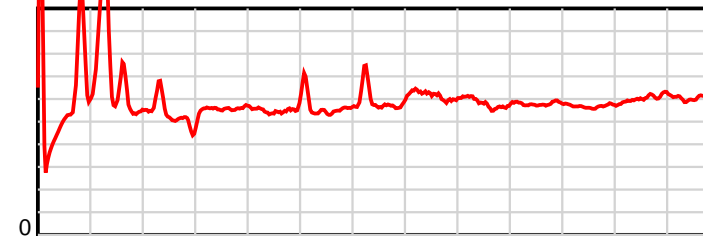
2600 m Finish

20 m/sec Speed



2600 m Finish

100 % Stride efficiency



2600 m Finish

Note: Horizontal distance axis grid lines are 200m furlongs.

Disclaimer.

HRNZ and NZMTC and Thoroughbred Ratings Pty Ltd accepts no responsibility for the completeness or accuracy of any of the information contained herein, and makes no representations about its suitability for any particular purpose. Users should make their own judgements about those matters and/or seek independent advice. You assume all risks associated with use of the data provided on this page.



Race Results



July 12, 2024, Race 6, , Distance 2600m, Addington - Survey 3200m

Result	TAB no.	Horse (Barrier)	2600 to	2400m to
3rd	1	Greenbank Don (1)	2400m	2200m
		Position in running (margin)	-	3(1.8)
		Sectional time (s)	16.64	14.94
		Cumulative time (s)	197.72	181.08
		Speed (m/s)	12.02	13.39
		Stride length (m)	5.72	6.30
		Stride duration (s)	0.470	0.470
		Stride efficiency (%)	51.05	61.93
		Stride count	34.99	31.77

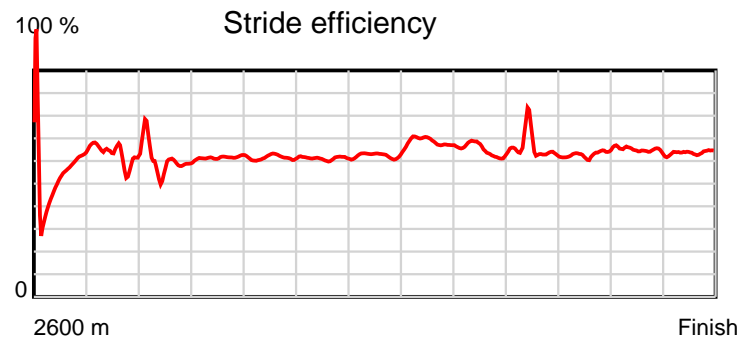
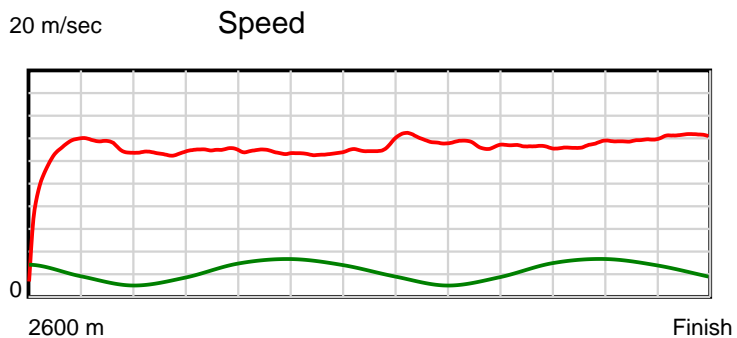
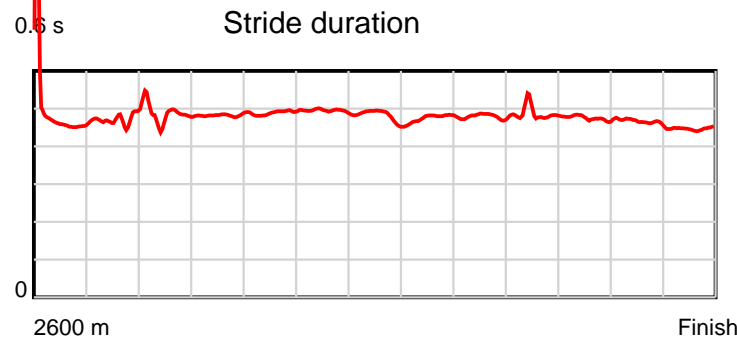
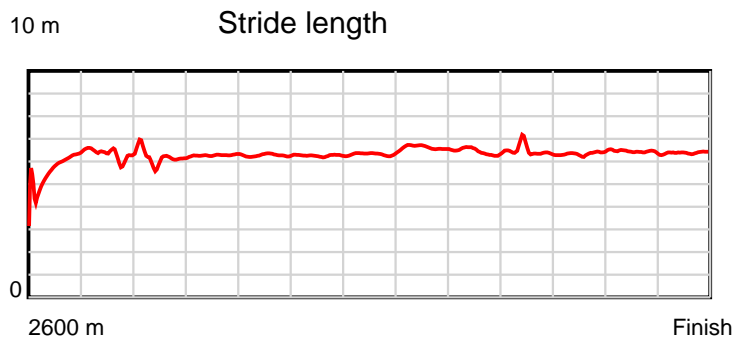
Disclaimer.

HRNZ and NZMTC and Thoroughbred Ratings Pty Ltd accepts no responsibility for the completeness or accuracy of any of the information contained herein, and makes no representations about its suitability for any particular purpose. Users should make their own judgements about those matters and/or seek independent advice. You assume all risks associated with use of the data provided on this page.

Race Results

July 12, 2024, Race 6, , Distance 2600m, Addington - Survey 3200m

Result	TAB no.	Horse (Barrier)	2200m to	2000m to	1800m to	1600m to	1400m to	1200m to	1000m to	800m to	600m to	400m to	200m to	Total or	Margin
3rd	1	Greenbank Don (1)	2000m	1800m	1600m	1400m	1200m	1000m	800m	600m	400m	200m	WP	Average	
		Position in running (margin)	2(2.2)	2(2.1)	2(2.0)	2(1.9)	2(2.4)	3(2.1)	3(2.2)	3(2.1)	3(1.7)	3(1.7)	2(2.2)		1.50
		Sectional time (s)	15.80	15.54	15.77	16.00	15.30	14.37	14.88	15.01	15.00	14.51	13.96		
		Cumulative time (s)	166.14	150.34	134.80	119.03	103.03	87.73	73.36	58.48	43.47	28.47	13.96	3:17.72	
		Speed (m/s)	12.66	12.87	12.68	12.50	13.07	13.92	13.44	13.32	13.33	13.78	14.33	13.15	
		Stride length (m)	6.12	6.21	6.21	6.18	6.29	6.62	6.43	6.45	6.33	6.41	6.41	6.28	
		Stride duration (s)	0.483	0.483	0.489	0.494	0.481	0.476	0.479	0.484	0.474	0.465	0.447	0.477	
		Stride efficiency (%)	58.51	60.27	60.21	59.71	61.85	68.56	64.68	65.10	62.52	64.28	64.11	61.54	
		Stride count	32.68	32.20	32.22	32.36	31.79	30.19	31.09	30.99	31.62	31.18	31.22	414.30	



Note: Horizontal distance axis grid lines are 200m furlongs.

Disclaimer.

HRNZ and NZMTC and Thoroughbred Ratings Pty Ltd accepts no responsibility for the completeness or accuracy of any of the information contained herein, and makes no representations about its suitability for any particular purpose. Users should make their own judgements about those matters and/or seek independent advice. You assume all risks associated with use of the data provided on this page.



Race Results



July 12, 2024, Race 6, , Distance 2600m, Addington - Survey 3200m

Result	TAB no.	Horse (Barrier)	2600 to	2400m to
4th	7	Del's Creation (2)	2400m	2200m
		Position in running (margin)	-	7(19.0)
		Sectional time (s)	19.36	15.18
		Cumulative time (s)	197.92	178.56
		Speed (m/s)	10.33	13.18
		Stride length (m)	6.32	6.62
		Stride duration (s)	0.499	0.502
		Stride efficiency (%)	62.38	68.42
		Stride count	31.65	30.23

Disclaimer.

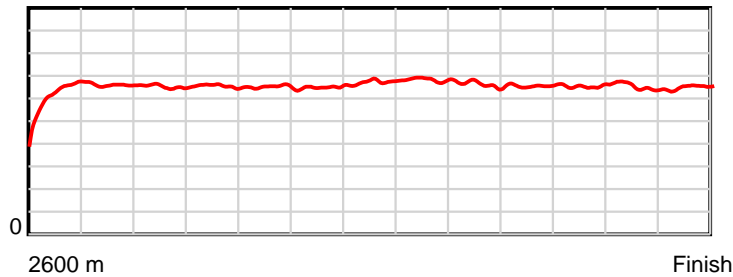
HRNZ and NZMTC and Thoroughbred Ratings Pty Ltd accepts no responsibility for the completeness or accuracy of any of the information contained herein, and makes no representations about its suitability for any particular purpose. Users should make their own judgements about those matters and/or seek independent advice. You assume all risks associated with use of the data provided on this page.

Race Results

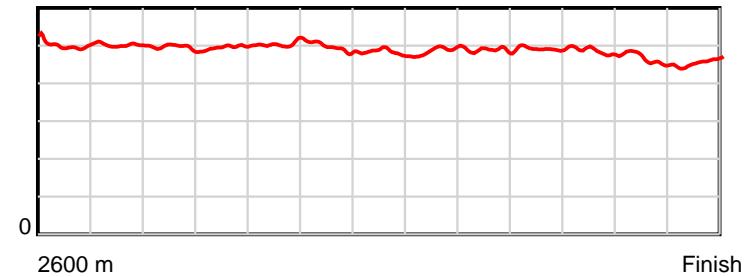
July 12, 2024, Race 6, , Distance 2600m, Addington - Survey 3200m

Result	TAB no.	Horse (Barrier)	2200m to	2000m to	1800m to	1600m to	1400m to	1200m to	1000m to	800m to	600m to	400m to	200m to	Total or	Margin
4th	7	Del's Creation (2)	2000m	1800m	1600m	1400m	1200m	1000m	800m	600m	400m	200m	WP	Average	
		Position in running (margin)	7(20.7)	7(16.6)	7(13.8)	7(13.4)	6(10.0)	4(3.7)	4(3.7)	4(3.7)	4(3.0)	4(3.8)	4(3.7)		2.60
		Sectional time (s)	15.14	15.09	15.72	15.33	14.31	14.34	14.90	14.97	15.12	14.41	14.05		
		Cumulative time (s)	163.38	148.24	133.15	117.43	102.10	87.79	73.45	58.55	43.58	28.46	14.05	3:17.92	
		Speed (m/s)	13.21	13.25	12.72	13.05	13.98	13.95	13.42	13.36	13.23	13.88	14.23	13.14	
		Stride length (m)	6.56	6.56	6.42	6.47	6.74	6.79	6.55	6.58	6.41	6.44	6.49	6.53	
		Stride duration (s)	0.496	0.495	0.505	0.496	0.483	0.487	0.488	0.492	0.485	0.464	0.456	0.497	
		Stride efficiency (%)	67.20	67.24	64.47	65.47	71.04	72.03	67.01	67.63	64.23	64.75	65.79	66.67	
		Stride count	30.50	30.49	31.14	30.90	29.66	29.46	30.54	30.40	31.20	31.07	30.82	398.06	

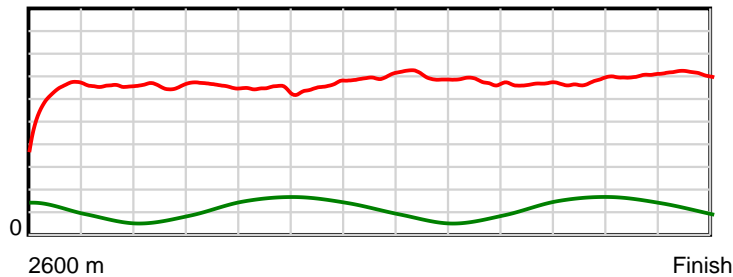
10 m Stride length



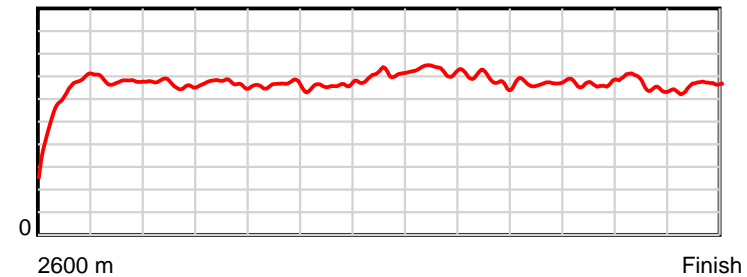
0.6 s Stride duration



20 m/sec Speed



100 % Stride efficiency



Note: Horizontal distance axis grid lines are 200m furlongs.

Disclaimer.

HRNZ and NZMTC and Thoroughbred Ratings Pty Ltd accepts no responsibility for the completeness or accuracy of any of the information contained herein, and makes no representations about its suitability for any particular purpose. Users should make their own judgements about those matters and/or seek independent advice. You assume all risks associated with use of the data provided on this page.



Race Results



July 12, 2024, Race 6, , Distance 2600m, Addington - Survey 3200m

Result	TAB no.	Horse (Barrier)	2600 to	2400m to
5th	6	George Eliot (6)	2400m	2200m
		Position in running (margin)	-	6(14.8)
		Sectional time (s)	18.69	15.33
		Cumulative time (s)	197.97	179.28
		Speed (m/s)	10.70	13.05
		Stride length (m)	5.29	5.60
		Stride duration (s)	0.432	0.429
		Stride efficiency (%)	43.70	48.98
		Stride count	37.82	35.72

Disclaimer.

HRNZ and NZMTC and Thoroughbred Ratings Pty Ltd accepts no responsibility for the completeness or accuracy of any of the information contained herein, and makes no representations about its suitability for any particular purpose. Users should make their own judgements about those matters and/or seek independent advice. You assume all risks associated with use of the data provided on this page.

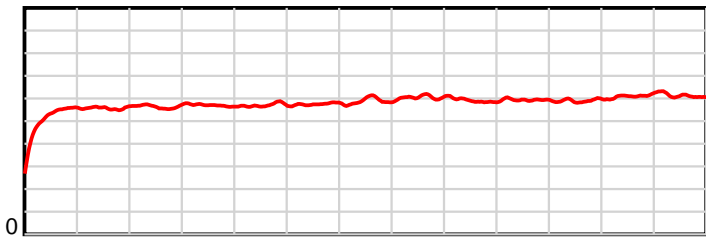
Race Results

July 12, 2024, Race 6, , Distance 2600m, Addington - Survey 3200m

Result	TAB no.	Horse (Barrier)	2200m to	2000m to	1800m to	1600m to	1400m to	1200m to	1000m to	800m to	600m to	400m to	200m to	Total or	Margin
5th	6	George Eliot (6)	2000m	1800m	1600m	1400m	1200m	1000m	800m	600m	400m	200m	WP	Average	
		Position in running (margin)	6(17.4)	6(13.5)	6(11.3)	6(11.0)	7(10.9)	8(8.1)	8(7.7)	9(7.9)	9(7.4)	9(8.2)	8(5.5)		2.90
		Sectional time (s)	15.16	15.19	15.72	15.89	14.90	14.29	14.93	14.99	15.14	13.96	13.78		
		Cumulative time (s)	163.95	148.79	133.60	117.88	101.99	87.09	72.80	57.87	42.88	27.74	13.78	3:17.97	
		Speed (m/s)	13.19	13.17	12.72	12.59	13.42	14.00	13.40	13.34	13.21	14.33	14.51	13.13	
		Stride length (m)	5.63	5.71	5.62	5.73	5.91	6.07	5.91	5.94	5.83	6.06	6.09	5.79	
		Stride duration (s)	0.427	0.434	0.442	0.455	0.440	0.433	0.441	0.446	0.442	0.423	0.420	0.441	
		Stride efficiency (%)	49.57	50.96	49.44	51.29	54.54	57.54	54.52	55.21	53.17	57.34	58.01	52.40	
		Stride count	35.51	35.02	35.56	34.91	33.85	32.96	33.86	33.65	34.29	33.02	32.83	449.00	

10 m

Stride length

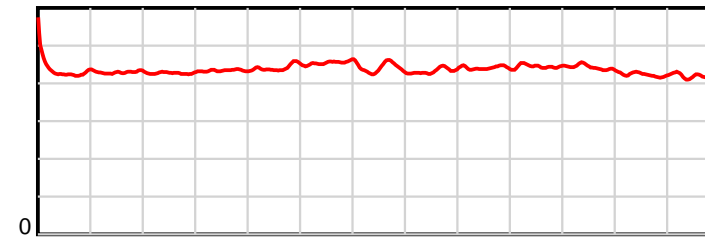


2600 m

Finish

0.6 s

Stride duration

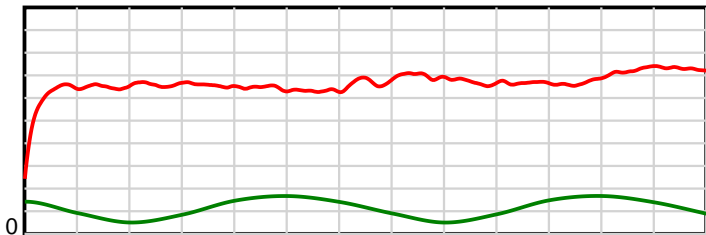


2600 m

Finish

20 m/sec

Speed

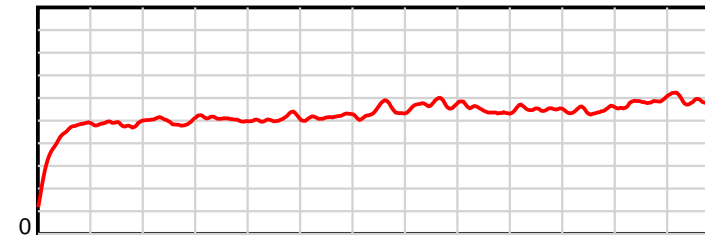


2600 m

Finish

100 %

Stride efficiency



2600 m

Finish

Note: Horizontal distance axis grid lines are 200m furlongs.

Disclaimer.

HRNZ and NZMTC and Thoroughbred Ratings Pty Ltd accepts no responsibility for the completeness or accuracy of any of the information contained herein, and makes no representations about its suitability for any particular purpose. Users should make their own judgements about those matters and/or seek independent advice. You assume all risks associated with use of the data provided on this page.



Race Results



July 12, 2024, Race 6, , Distance 2600m, Addington - Survey 3200m

Result	TAB no.	Horse (Barrier)	2600 to	2400m to
6th	3	Paige (7)	2400m	2200m
		Position in running (margin)	-	4(6.0)
		Sectional time (s)	17.34	14.64
		Cumulative time (s)	198.28	180.94
		Speed (m/s)	11.53	13.66
		Stride length (m)	5.43	6.15
		Stride duration (s)	0.463	0.450
		Stride efficiency (%)	46.02	59.10
		Stride count	36.85	32.52

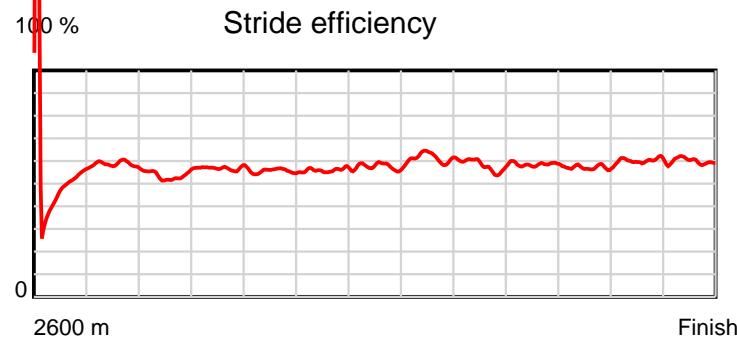
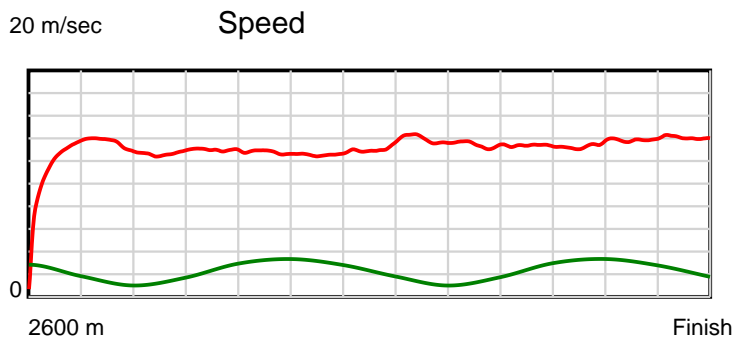
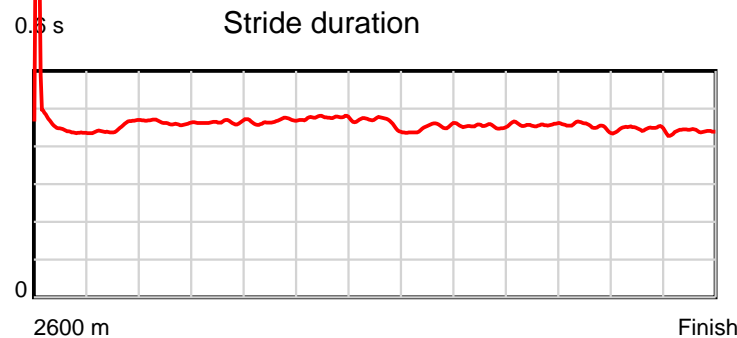
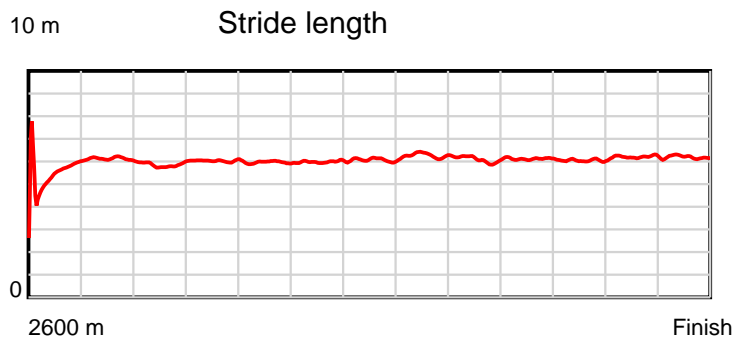
Disclaimer.

HRNZ and NZMTC and Thoroughbred Ratings Pty Ltd accepts no responsibility for the completeness or accuracy of any of the information contained herein, and makes no representations about its suitability for any particular purpose. Users should make their own judgements about those matters and/or seek independent advice. You assume all risks associated with use of the data provided on this page.

Race Results

July 12, 2024, Race 6, , Distance 2600m, Addington - Survey 3200m

Result	TAB no.	Horse (Barrier)	2200m to	2000m to	1800m to	1600m to	1400m to	1200m to	1000m to	800m to	600m to	400m to	200m to	Total or	Margin
6th	3	Paige (7)	2000m	1800m	1600m	1400m	1200m	1000m	800m	600m	400m	200m	WP	Average	
		Position in running (margin)	4(4.6)	3(4.7)	3(3.7)	3(3.9)	3(4.8)	5(4.4)	5(4.2)	5(3.9)	5(3.1)	5(3.9)	5(4.3)		4.50
		Sectional time (s)	15.83	15.39	15.82	16.04	15.31	14.31	14.85	14.94	15.13	14.49	14.19		
		Cumulative time (s)	166.30	150.47	135.08	119.26	103.22	87.91	73.60	58.75	43.81	28.68	14.19	3:18.28	
		Speed (m/s)	12.63	13.00	12.64	12.47	13.06	13.98	13.47	13.39	13.22	13.80	14.09	13.11	
		Stride length (m)	5.85	6.03	5.90	5.93	6.07	6.30	6.10	6.13	5.99	6.17	6.20	6.01	
		Stride duration (s)	0.463	0.464	0.467	0.476	0.464	0.450	0.453	0.458	0.453	0.447	0.440	0.458	
		Stride efficiency (%)	53.47	56.78	54.37	54.97	57.54	61.94	58.16	58.72	56.06	59.55	60.15	56.46	
		Stride count	34.19	33.18	33.91	33.72	32.96	31.77	32.78	32.63	33.39	32.40	32.24	432.54	



Note: Horizontal distance axis grid lines are 200m furlongs.

Disclaimer.

HRNZ and NZMTC and Thoroughbred Ratings Pty Ltd accepts no responsibility for the completeness or accuracy of any of the information contained herein, and makes no representations about its suitability for any particular purpose. Users should make their own judgements about those matters and/or seek independent advice. You assume all risks associated with use of the data provided on this page.



Race Results



July 12, 2024, Race 6, , Distance 2600m, Addington - Survey 3200m

Result	TAB no.	Horse (Barrier)	2600 to	2400m to
7th	9	Jimmy Carter (0)	2400m	2200m
		Position in running (margin)	-	9(32.3)
		Sectional time (s)	21.60	14.86
		Cumulative time (s)	198.34	176.74
		Speed (m/s)	9.26	13.46
		Stride length (m)	5.97	6.28
		Stride duration (s)	0.467	0.466
		Stride efficiency (%)	55.78	61.59
		Stride count	33.48	31.86

Disclaimer.

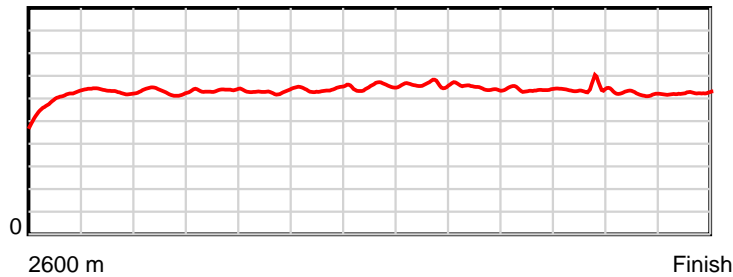
HRNZ and NZMTC and Thoroughbred Ratings Pty Ltd accepts no responsibility for the completeness or accuracy of any of the information contained herein, and makes no representations about its suitability for any particular purpose. Users should make their own judgements about those matters and/or seek independent advice. You assume all risks associated with use of the data provided on this page.

Race Results

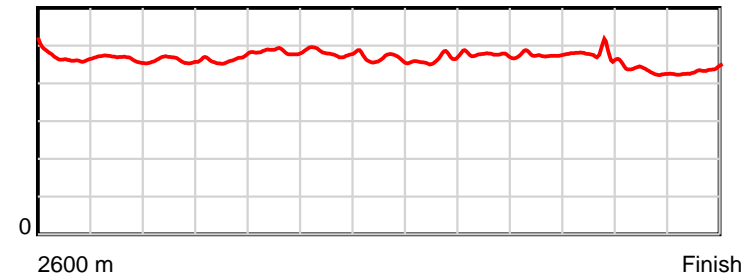
July 12, 2024, Race 6, , Distance 2600m, Addington - Survey 3200m

Result	TAB no.	Horse (Barrier)	2200m to	2000m to	1800m to	1600m to	1400m to	1200m to	1000m to	800m to	600m to	400m to	200m to	Total or	Margin
7th	9	Jimmy Carter (0)	2000m	1800m	1600m	1400m	1200m	1000m	800m	600m	400m	200m	WP	Average	
		Position in running (margin)	9(32.2)	9(25.2)	9(19.6)	9(18.0)	9(14.1)	9(8.2)	9(8.0)	8(7.4)	8(6.5)	8(7.0)	9(6.6)		4.90
		Sectional time (s)	14.65	14.63	15.51	15.26	14.37	14.31	14.81	14.92	15.10	14.35	13.97		
		Cumulative time (s)	161.88	147.23	132.60	117.09	101.83	87.46	73.15	58.34	43.42	28.32	13.97	3:18.34	
		Speed (m/s)	13.65	13.67	12.89	13.11	13.92	13.98	13.50	13.40	13.25	13.94	14.32	13.11	
		Stride length (m)	6.30	6.34	6.24	6.31	6.49	6.50	6.42	6.38	6.30	6.02	6.23	6.29	
		Stride duration (s)	0.461	0.464	0.484	0.481	0.466	0.465	0.476	0.476	0.476	0.432	0.435	0.480	
		Stride efficiency (%)	62.02	62.81	60.81	62.15	65.84	66.12	64.46	63.53	62.10	56.68	60.70	61.78	
		Stride count	31.75	31.55	32.06	31.71	30.81	30.75	31.14	31.37	31.73	33.21	32.09	413.51	

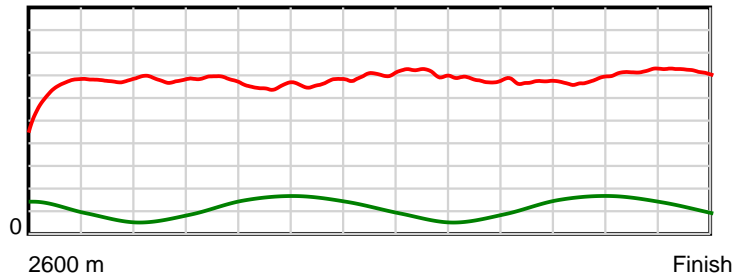
10 m Stride length



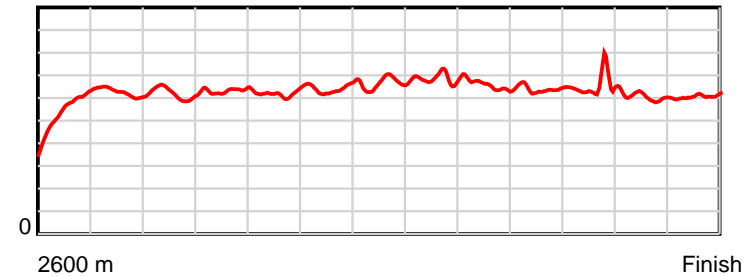
0.6 s Stride duration



20 m/sec Speed



100 % Stride efficiency



Note: Horizontal distance axis grid lines are 200m furlongs.

Disclaimer.

HRNZ and NZMTC and Thoroughbred Ratings Pty Ltd accepts no responsibility for the completeness or accuracy of any of the information contained herein, and makes no representations about its suitability for any particular purpose. Users should make their own judgements about those matters and/or seek independent advice. You assume all risks associated with use of the data provided on this page.



Race Results



July 12, 2024, Race 6, , Distance 2600m, Addington - Survey 3200m

Result	TAB no.	Horse (Barrier)	2600 to	2400m to
8th	4	Gift Card (8)	2400m	2200m
		Position in running (margin)	-	2(0.2)
		Sectional time (s)	16.37	15.34
		Cumulative time (s)	198.47	182.10
		Speed (m/s)	12.22	13.04
		Stride length (m)	5.39	5.80
		Stride duration (s)	0.437	0.445
		Stride efficiency (%)	45.37	52.64
		Stride count	37.12	34.46

Disclaimer.

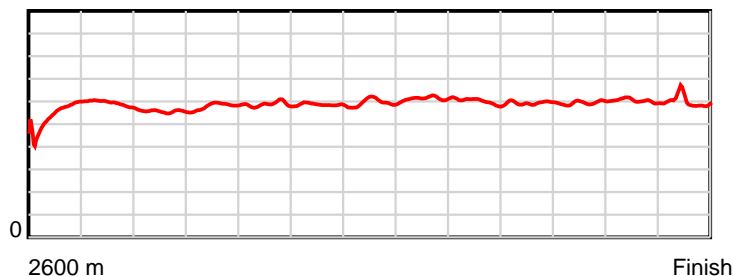
HRNZ and NZMTC and Thoroughbred Ratings Pty Ltd accepts no responsibility for the completeness or accuracy of any of the information contained herein, and makes no representations about its suitability for any particular purpose. Users should make their own judgements about those matters and/or seek independent advice. You assume all risks associated with use of the data provided on this page.

Race Results

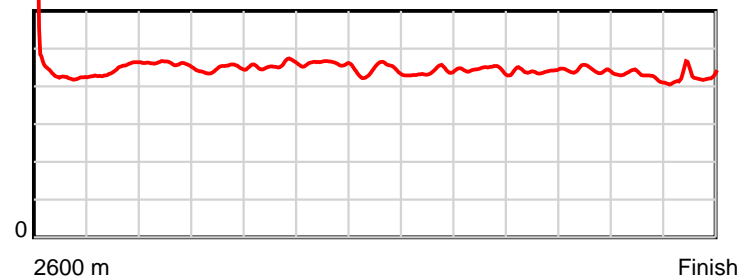
July 12, 2024, Race 6, , Distance 2600m, Addington - Survey 3200m

Result	TAB no.	Horse (Barrier)	2200m to	2000m to	1800m to	1600m to	1400m to	1200m to	1000m to	800m to	600m to	400m to	200m to	Total or	Margin
8th	4	Gift Card (8)	2000m	1800m	1600m	1400m	1200m	1000m	800m	600m	400m	200m	WP	Average	
		Position in running (margin)	3(2.9)	5(8.2)	5(8.2)	5(8.6)	5(8.9)	7(6.3)	7(6.4)	7(6.0)	7(5.5)	7(6.1)	7(5.5)		5.60
		Sectional time (s)	16.70	15.55	15.84	15.96	14.93	14.35	14.84	14.99	15.11	14.31	14.18		
		Cumulative time (s)	166.76	150.06	134.51	118.67	102.71	87.78	73.43	58.59	43.60	28.49	14.18	3:18.47	
		Speed (m/s)	11.98	12.86	12.63	12.53	13.40	13.94	13.48	13.34	13.24	13.98	14.10	13.10	
		Stride length (m)	5.51	5.74	5.77	5.78	5.93	6.11	5.99	5.89	5.86	5.97	6.01	5.82	
		Stride duration (s)	0.460	0.447	0.457	0.461	0.443	0.439	0.444	0.441	0.443	0.427	0.427	0.444	
		Stride efficiency (%)	47.43	51.52	51.94	52.12	54.95	58.40	55.99	54.19	53.67	55.61	56.54	52.93	
		Stride count	36.30	34.83	34.69	34.63	33.73	32.72	33.41	33.96	34.13	33.52	33.25	446.75	

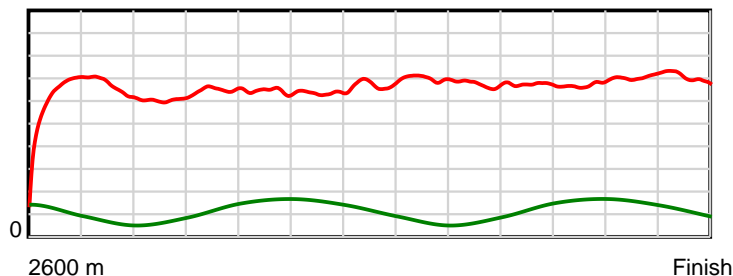
10 m Stride length



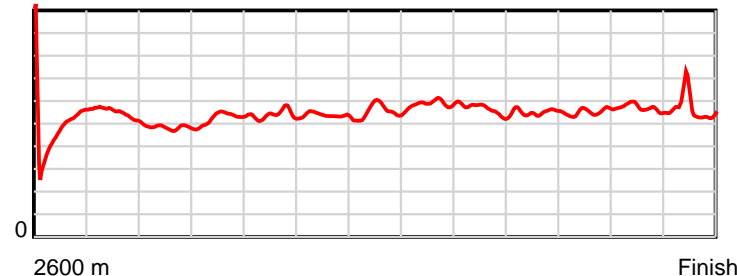
0.6 s Stride duration



20 m/sec Speed



100 % Stride efficiency



Note: Horizontal distance axis grid lines are 200m furlongs.

Disclaimer.

HRNZ and NZMTC and Thoroughbred Ratings Pty Ltd accepts no responsibility for the completeness or accuracy of any of the information contained herein, and makes no representations about its suitability for any particular purpose. Users should make their own judgements about those matters and/or seek independent advice. You assume all risks associated with use of the data provided on this page.



Race Results



July 12, 2024, Race 6, , Distance 2600m, Addington - Survey 3200m

Result	TAB no.	Horse (Barrier)	2600 to	2400m to
9th	5	Simone Lindenn... (4)	2400m	2200m
		Position in running (margin)	-	5(8.6)
		Sectional time (s)	17.59	14.37
		Cumulative time (s)	199.50	181.91
		Speed (m/s)	11.37	13.92
		Stride length (m)	5.68	6.13
		Stride duration (s)	0.454	0.441
		Stride efficiency (%)	50.36	58.77
		Stride count	35.23	32.61

Disclaimer.

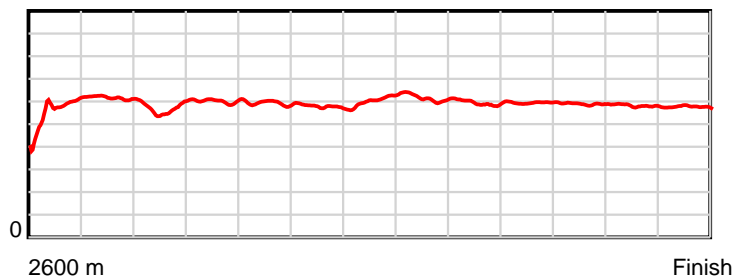
HRNZ and NZMTC and Thoroughbred Ratings Pty Ltd accepts no responsibility for the completeness or accuracy of any of the information contained herein, and makes no representations about its suitability for any particular purpose. Users should make their own judgements about those matters and/or seek independent advice. You assume all risks associated with use of the data provided on this page.

Race Results

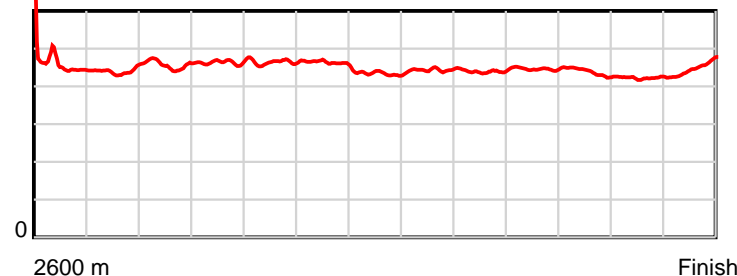
July 12, 2024, Race 6, , Distance 2600m, Addington - Survey 3200m

Result	TAB no.	Horse (Barrier)	2200m to	2000m to	1800m to	1600m to	1400m to	1200m to	1000m to	800m to	600m to	400m to	200m to	Total or	Margin
9th	5	Simone Lindenn... (4)	2000m	1800m	1600m	1400m	1200m	1000m	800m	600m	400m	200m	WP	Average	
		Position in running (margin)	5(5.5)	4(7.1)	4(5.8)	4(6.3)	4(7.3)	2(0.7)	2(2.0)	2(1.8)	2(1.0)	2(1.5)	3(3.3)		11.10
		Sectional time (s)	16.08	15.35	15.87	16.07	14.26	14.55	14.88	14.94	15.09	14.72	15.73		
		Cumulative time (s)	167.54	151.46	136.11	120.24	104.17	89.91	75.36	60.48	45.54	30.45	15.73	3:19.50	
		Speed (m/s)	12.44	13.03	12.60	12.45	14.03	13.75	13.44	13.39	13.25	13.59	12.71	13.03	
		Stride length (m)	5.68	6.04	5.85	5.76	6.09	6.10	5.90	5.98	5.79	5.74	5.73	5.88	
		Stride duration (s)	0.457	0.464	0.464	0.463	0.434	0.444	0.439	0.447	0.437	0.422	0.451	0.451	
		Stride efficiency (%)	50.46	57.02	53.51	51.77	57.86	58.07	54.47	55.85	52.46	51.47	51.35	53.99	
		Stride count	35.19	33.11	34.18	34.75	32.87	32.81	33.88	33.45	34.52	34.85	34.89	442.34	

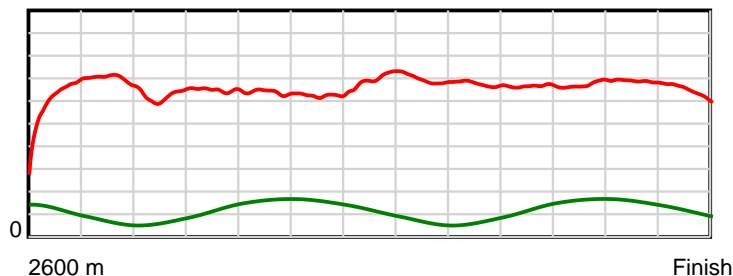
10 m Stride length



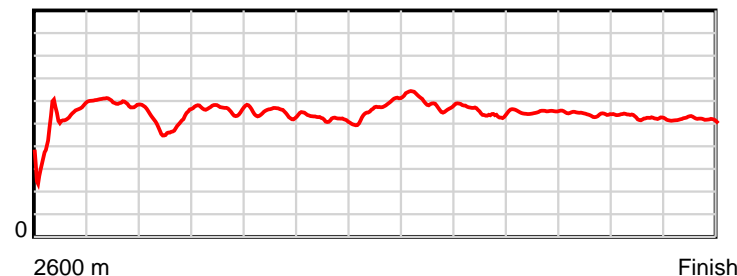
0.6 s Stride duration



20 m/sec Speed



100 % Stride efficiency



Note: Horizontal distance axis grid lines are 200m furlongs.

Disclaimer.

HRNZ and NZMTC and Thoroughbred Ratings Pty Ltd accepts no responsibility for the completeness or accuracy of any of the information contained herein, and makes no representations about its suitability for any particular purpose. Users should make their own judgements about those matters and/or seek independent advice. You assume all risks associated with use of the data provided on this page.



Race Results



July 12, 2024, Race 7, , Distance 2600m, Addington - Survey 3200m

Result	TAB no.	Horse (Barrier)	2600 to	2400m to
1st	5	Commander Ben (8)	2400m	2200m
		Position in running (margin)	-	2(1.8)
		Sectional time (s)	15.88	15.19
		Cumulative time (s)	195.10	179.22
		Speed (m/s)	12.60	13.17
		Stride length (m)	5.33	5.77
		Stride duration (s)	0.419	0.439
		Stride efficiency (%)	44.41	52.11
		Stride count	37.52	34.63

Disclaimer.

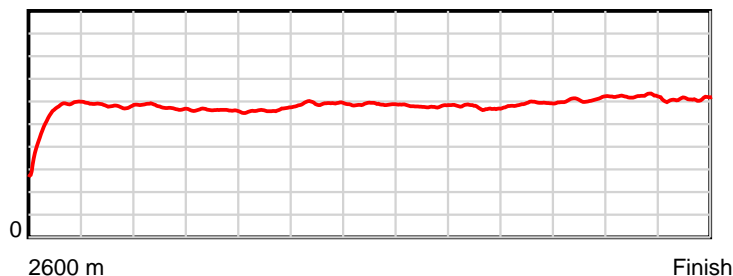
HRNZ and NZMTC and Thoroughbred Ratings Pty Ltd accepts no responsibility for the completeness or accuracy of any of the information contained herein, and makes no representations about its suitability for any particular purpose. Users should make their own judgements about those matters and/or seek independent advice. You assume all risks associated with use of the data provided on this page.

Race Results

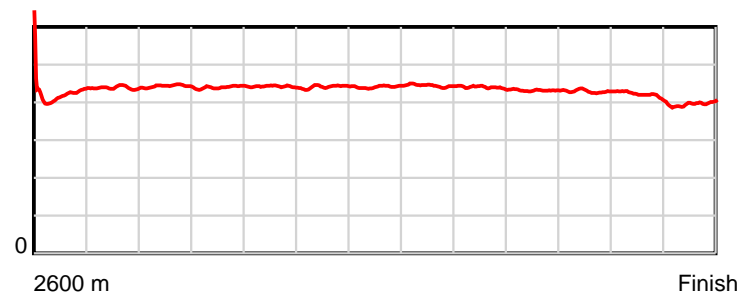
July 12, 2024, Race 7, , Distance 2600m, Addington - Survey 3200m

Result	TAB no.	Horse (Barrier)	2200m to	2000m to	1800m to	1600m to	1400m to	1200m to	1000m to	800m to	600m to	400m to	200m to	Total or	Margin
1st	5	Commander Ben (8)	2000m	1800m	1600m	1400m	1200m	1000m	800m	600m	400m	200m	WP	Average	
		Position in running (margin)	2(1.7)	2(1.8)	2(1.7)	3(2.1)	3(3.5)	3(3.7)	4(3.6)	4(3.2)	5(3.4)	5(3.2)	5(2.8)		0.00
		Sectional time (s)	15.53	15.74	16.01	15.16	15.12	15.48	15.32	14.68	14.30	13.67	13.02		
		Cumulative time (s)	164.03	148.50	132.76	116.75	101.59	86.47	70.99	55.67	40.99	26.69	13.02	3:15.10	
		Speed (m/s)	12.88	12.71	12.49	13.19	13.23	12.92	13.05	13.62	13.99	14.63	15.36	13.33	
		Stride length (m)	5.70	5.59	5.52	5.82	5.84	5.74	5.73	5.89	6.00	6.12	6.09	5.77	
		Stride duration (s)	0.443	0.440	0.442	0.441	0.441	0.444	0.439	0.432	0.429	0.419	0.396	0.433	
		Stride efficiency (%)	50.84	48.80	47.63	52.92	53.24	51.50	51.34	54.15	56.29	58.61	57.92	52.07	
		Stride count	35.06	35.79	36.23	34.37	34.27	34.84	34.89	33.98	33.32	32.66	32.85	450.41	

10 m Stride length



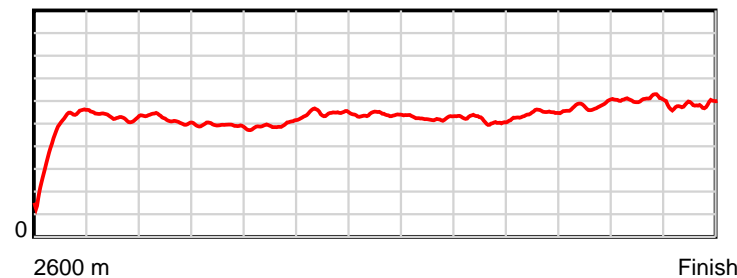
0.6 s Stride duration



20 m/sec Speed



100 % Stride efficiency



Note: Horizontal distance axis grid lines are 200m furlongs.

Disclaimer.

HRNZ and NZMTC and Thoroughbred Ratings Pty Ltd accepts no responsibility for the completeness or accuracy of any of the information contained herein, and makes no representations about its suitability for any particular purpose. Users should make their own judgements about those matters and/or seek independent advice. You assume all risks associated with use of the data provided on this page.



Race Results



July 12, 2024, Race 7, , Distance 2600m, Addington - Survey 3200m

Result	TAB no.	Horse (Barrier)	2600 to	2400m to
2nd	8	Jimmyray (2)	2400m	2200m
		Position in running (margin)	-	6(11.5)
		Sectional time (s)	17.58	15.24
		Cumulative time (s)	195.16	177.58
		Speed (m/s)	11.38	13.12
		Stride length (m)	5.91	6.28
		Stride duration (s)	0.469	0.478
		Stride efficiency (%)	54.54	61.58
		Stride count	33.85	31.86

Disclaimer.

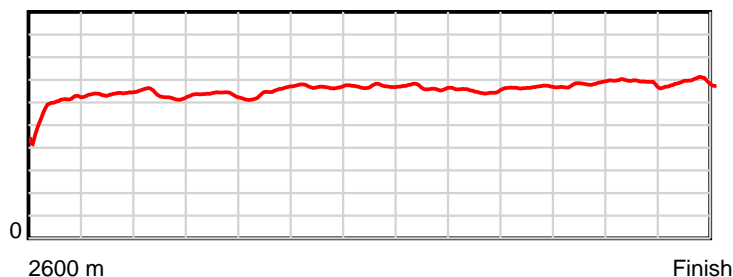
HRNZ and NZMTC and Thoroughbred Ratings Pty Ltd accepts no responsibility for the completeness or accuracy of any of the information contained herein, and makes no representations about its suitability for any particular purpose. Users should make their own judgements about those matters and/or seek independent advice. You assume all risks associated with use of the data provided on this page.

Race Results

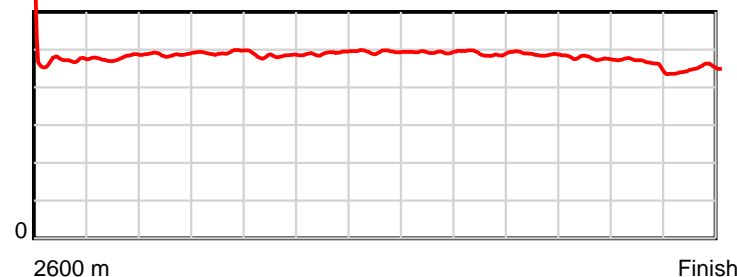
July 12, 2024, Race 7, , Distance 2600m, Addington - Survey 3200m

Result	TAB no.	Horse (Barrier)	2200m to	2000m to	1800m to	1600m to	1400m to	1200m to	1000m to	800m to	600m to	400m to	200m to	Total or	Margin
2nd	8	Jimmyray (2)	2000m	1800m	1600m	1400m	1200m	1000m	800m	600m	400m	200m	WP	Average	
		Position in running (margin)	6(11.7)	6(11.8)	6(10.4)	6(7.0)	6(8.1)	5(4.2)	5(3.4)	4(3.2)	4(2.6)	4(2.6)	4(2.6)		0.30
		Sectional time (s)	15.54	15.53	15.38	15.11	14.84	15.08	15.25	14.61	14.23	13.74	13.03		
		Cumulative time (s)	162.34	146.80	131.27	115.89	100.78	85.94	70.86	55.61	41.00	26.77	13.03	3:15.16	
		Speed (m/s)	12.87	12.88	13.00	13.24	13.48	13.26	13.11	13.69	14.05	14.56	15.35	13.32	
		Stride length (m)	6.27	6.35	6.30	6.50	6.67	6.54	6.42	6.67	6.70	6.71	6.91	6.47	
		Stride duration (s)	0.487	0.493	0.484	0.491	0.495	0.493	0.490	0.487	0.476	0.461	0.450	0.486	
		Stride efficiency (%)	61.42	63.05	61.97	66.00	69.43	66.80	64.50	69.58	70.10	70.33	74.71	65.40	
		Stride count	31.90	31.49	31.76	30.77	30.00	30.59	31.13	29.97	29.86	29.81	28.92	401.91	

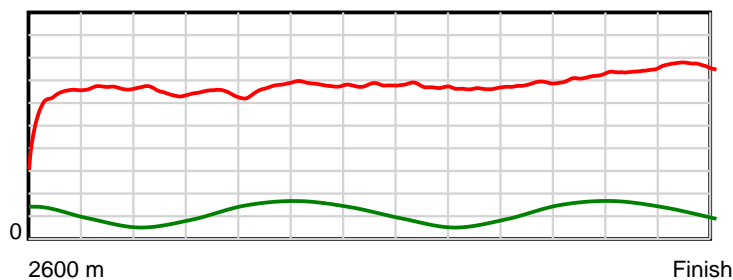
10 m Stride length



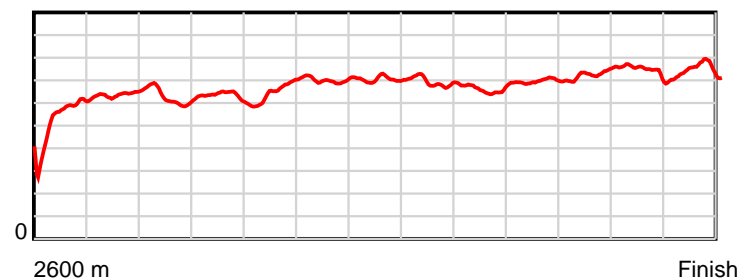
0.6 s Stride duration



20 m/sec Speed



100 % Stride efficiency



Note: Horizontal distance axis grid lines are 200m furlongs.

Disclaimer.

HRNZ and NZMTC and Thoroughbred Ratings Pty Ltd accepts no responsibility for the completeness or accuracy of any of the information contained herein, and makes no representations about its suitability for any particular purpose. Users should make their own judgements about those matters and/or seek independent advice. You assume all risks associated with use of the data provided on this page.



Race Results



July 12, 2024, Race 7, , Distance 2600m, Addington - Survey 3200m

Result	TAB no.	Horse (Barrier)	2600 to	2400m to
3rd	1	Bryce's Meddle (3)	2400m	2200m
		Position in running (margin)	-	4(7.6)
		Sectional time (s)	16.71	15.12
		Cumulative time (s)	195.25	178.54
		Speed (m/s)	11.97	13.23
		Stride length (m)	5.91	6.43
		Stride duration (s)	0.473	0.486
		Stride efficiency (%)	54.52	64.70
		Stride count	33.86	31.08

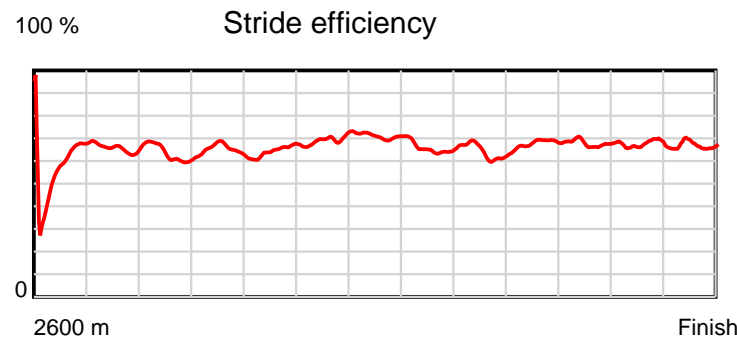
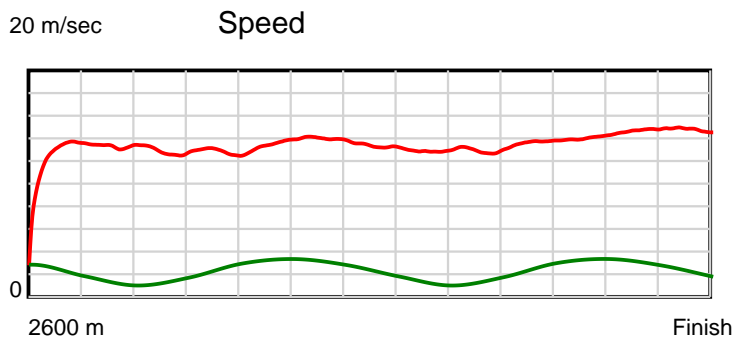
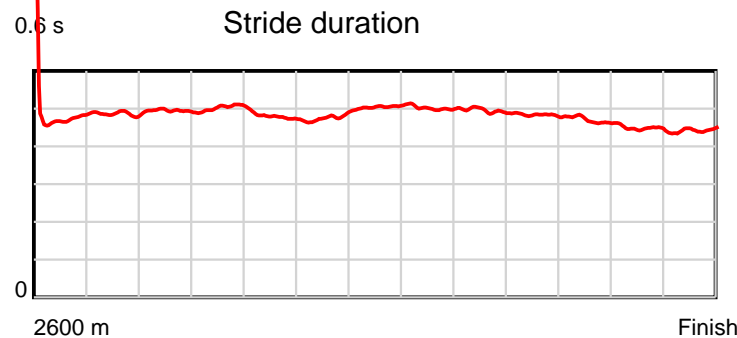
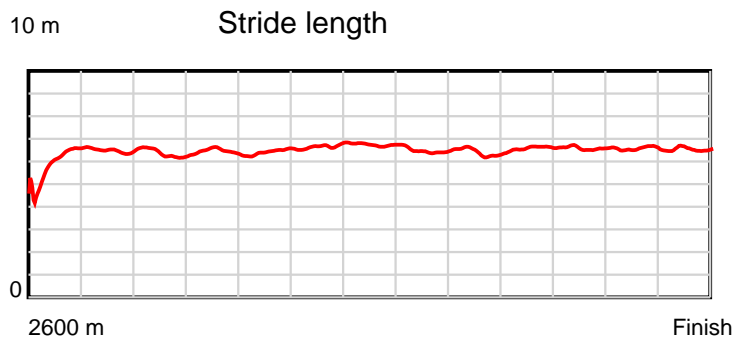
Disclaimer.

HRNZ and NZMTC and Thoroughbred Ratings Pty Ltd accepts no responsibility for the completeness or accuracy of any of the information contained herein, and makes no representations about its suitability for any particular purpose. Users should make their own judgements about those matters and/or seek independent advice. You assume all risks associated with use of the data provided on this page.

Race Results

July 12, 2024, Race 7, , Distance 2600m, Addington - Survey 3200m

Result	TAB no.	Horse (Barrier)	2200m to	2000m to	1800m to	1600m to	1400m to	1200m to	1000m to	800m to	600m to	400m to	200m to	Total or	Margin
3rd	1	Bryce's Meddle (3)	2000m	1800m	1600m	1400m	1200m	1000m	800m	600m	400m	200m	WP	Average	
		Position in running (margin)	4(7.1)	4(7.2)	4(6.3)	2(1.8)	1(0.0)	1(0.0)	1(0.0)	1(0.0)	1(0.0)	1(0.0)	1(0.0)		0.80
		Sectional time (s)	15.53	15.61	15.20	14.62	15.08	15.50	15.38	14.65	14.33	13.74	13.78		
		Cumulative time (s)	163.42	147.89	132.28	117.08	102.46	87.38	71.88	56.50	41.85	27.52	13.78	3:15.25	
		Speed (m/s)	12.88	12.81	13.16	13.68	13.26	12.90	13.00	13.65	13.96	14.56	14.51	13.32	
		Stride length (m)	6.37	6.44	6.31	6.52	6.70	6.47	6.43	6.60	6.55	6.50	6.43	6.43	
		Stride duration (s)	0.495	0.502	0.479	0.476	0.505	0.501	0.495	0.483	0.469	0.447	0.443	0.483	
		Stride efficiency (%)	63.44	64.76	62.16	66.37	70.10	65.36	64.59	68.08	67.05	66.06	64.68	64.60	
		Stride count	31.39	31.07	31.71	30.69	29.86	30.92	31.11	30.30	30.53	30.76	31.09	404.37	



Note: Horizontal distance axis grid lines are 200m furlongs.

Disclaimer.

HRNZ and NZMTC and Thoroughbred Ratings Pty Ltd accepts no responsibility for the completeness or accuracy of any of the information contained herein, and makes no representations about its suitability for any particular purpose. Users should make their own judgements about those matters and/or seek independent advice. You assume all risks associated with use of the data provided on this page.



Race Results



July 12, 2024, Race 7, , Distance 2600m, Addington - Survey 3200m

Result	TAB no.	Horse (Barrier)	2600 to	2400m to
4th	4	Pure Courage (7)	2400m	2200m
		Position in running (margin)	-	1(0.0)
		Sectional time (s)	15.45	15.20
		Cumulative time (s)	195.25	179.80
		Speed (m/s)	12.95	13.16
		Stride length (m)	5.54	5.83
		Stride duration (s)	0.429	0.443
		Stride efficiency (%)	48.04	53.06
		Stride count	36.07	34.32

Disclaimer.

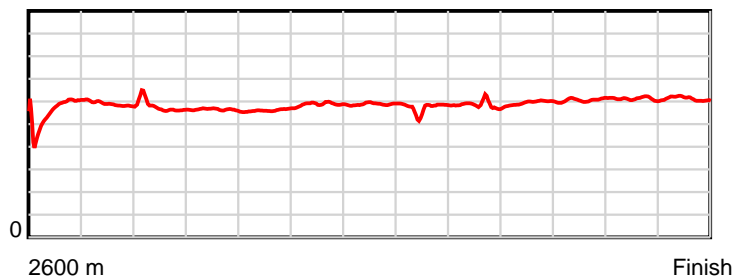
HRNZ and NZMTC and Thoroughbred Ratings Pty Ltd accepts no responsibility for the completeness or accuracy of any of the information contained herein, and makes no representations about its suitability for any particular purpose. Users should make their own judgements about those matters and/or seek independent advice. You assume all risks associated with use of the data provided on this page.

Race Results

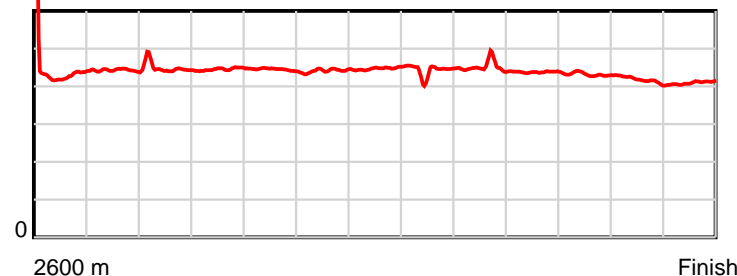
July 12, 2024, Race 7, , Distance 2600m, Addington - Survey 3200m

Result	TAB no.	Horse (Barrier)	2200m to	2000m to	1800m to	1600m to	1400m to	1200m to	1000m to	800m to	600m to	400m to	200m to	Total or	Margin
4th	4	Pure Courage (7)	2000m	1800m	1600m	1400m	1200m	1000m	800m	600m	400m	200m	WP	Average	
		Position in running (margin)	1(0.0)	1(0.0)	1(0.0)	1(0.0)	2(1.8)	2(2.1)	2(2.2)	2(1.8)	3(1.6)	3(1.5)	2(1.0)		0.80
		Sectional time (s)	15.52	15.76	15.95	15.21	15.14	15.51	15.32	14.61	14.32	13.65	13.61		
		Cumulative time (s)	164.60	149.08	133.32	117.37	102.16	87.02	71.51	56.19	41.58	27.26	13.61	3:15.25	
		Speed (m/s)	12.89	12.69	12.54	13.15	13.21	12.89	13.05	13.69	13.97	14.65	14.70	13.32	
		Stride length (m)	5.76	5.65	5.58	5.80	5.91	5.69	5.87	5.99	6.03	6.10	6.02	5.82	
		Stride duration (s)	0.447	0.445	0.445	0.442	0.447	0.441	0.449	0.438	0.432	0.416	0.410	0.437	
		Stride efficiency (%)	51.81	49.80	48.59	52.64	54.55	50.61	53.79	56.14	56.80	58.11	56.64	52.98	
		Stride count	34.73	35.43	35.87	34.46	33.85	35.14	34.09	33.37	33.17	32.80	33.22	446.52	

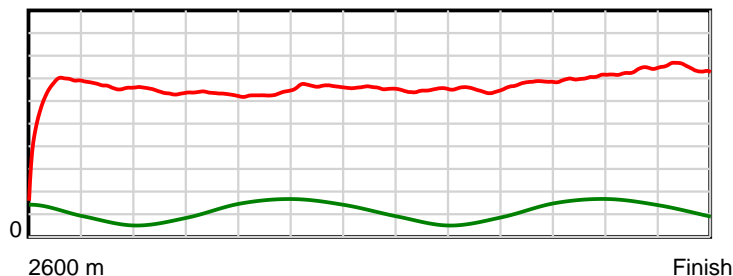
10 m Stride length



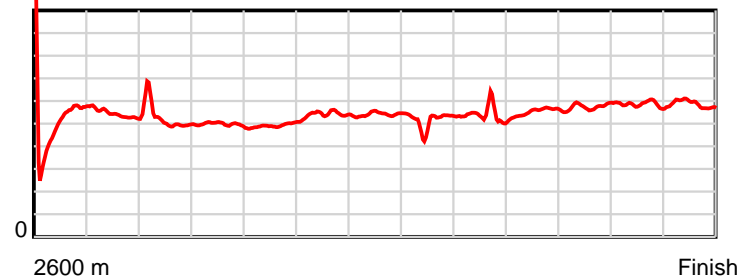
0.6 s Stride duration



20 m/sec Speed



100 % Stride efficiency



Note: Horizontal distance axis grid lines are 200m furlongs.

Disclaimer.

HRNZ and NZMTC and Thoroughbred Ratings Pty Ltd accepts no responsibility for the completeness or accuracy of any of the information contained herein, and makes no representations about its suitability for any particular purpose. Users should make their own judgements about those matters and/or seek independent advice. You assume all risks associated with use of the data provided on this page.



Race Results



July 12, 2024, Race 7, , Distance 2600m, Addington - Survey 3200m

Result	TAB no.	Horse (Barrier)	2600 to	2400m to
5th	3	Buckskin (6)	2400m	2200m
		Position in running (margin)	-	5(9.6)
		Sectional time (s)	17.13	15.24
		Cumulative time (s)	195.52	178.39
		Speed (m/s)	11.68	13.12
		Stride length (m)	5.46	6.02
		Stride duration (s)	0.454	0.459
		Stride efficiency (%)	46.65	56.65
		Stride count	36.61	33.22

Disclaimer.

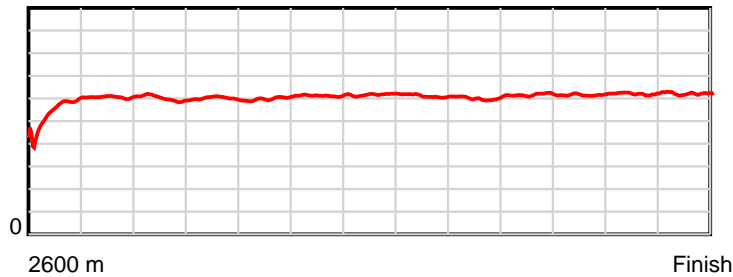
HRNZ and NZMTC and Thoroughbred Ratings Pty Ltd accepts no responsibility for the completeness or accuracy of any of the information contained herein, and makes no representations about its suitability for any particular purpose. Users should make their own judgements about those matters and/or seek independent advice. You assume all risks associated with use of the data provided on this page.

Race Results

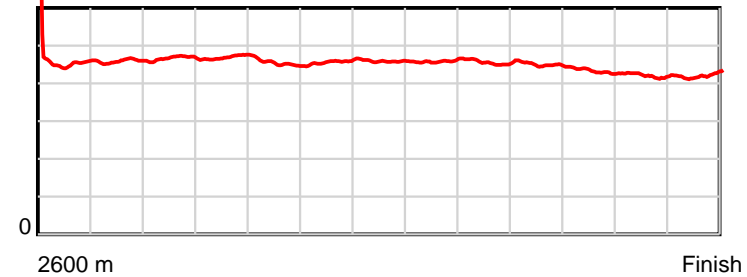
July 12, 2024, Race 7, , Distance 2600m, Addington - Survey 3200m

Result	TAB no.	Horse (Barrier)	2200m to	2000m to	1800m to	1600m to	1400m to	1200m to	1000m to	800m to	600m to	400m to	200m to	Total or	Margin
5th	3	Buckskin (6)	2000m	1800m	1600m	1400m	1200m	1000m	800m	600m	400m	200m	WP	Average	
		Position in running (margin)	5(9.9)	5(9.4)	5(8.4)	5(4.9)	5(6.4)	4(4.9)	3(2.8)	3(1.8)	2(1.3)	2(1.1)	3(1.4)		2.20
		Sectional time (s)	15.44	15.60	15.36	15.17	14.83	15.15	15.23	14.56	14.29	13.79	13.73		
		Cumulative time (s)	163.15	147.71	132.11	116.75	101.58	86.75	71.60	56.37	41.81	27.52	13.73	3:15.52	
		Speed (m/s)	12.95	12.82	13.02	13.18	13.49	13.20	13.13	13.74	14.00	14.50	14.57	13.30	
		Stride length (m)	6.05	6.01	5.92	6.02	6.19	6.05	5.99	6.18	6.05	6.10	6.14	6.01	
		Stride duration (s)	0.467	0.469	0.455	0.456	0.459	0.458	0.456	0.450	0.432	0.420	0.421	0.452	
		Stride efficiency (%)	57.12	56.48	54.70	56.58	59.81	57.27	56.00	59.66	57.20	58.12	58.86	56.39	
		Stride count	33.08	33.27	33.80	33.24	32.33	33.04	33.41	32.37	33.06	32.79	32.59	432.81	

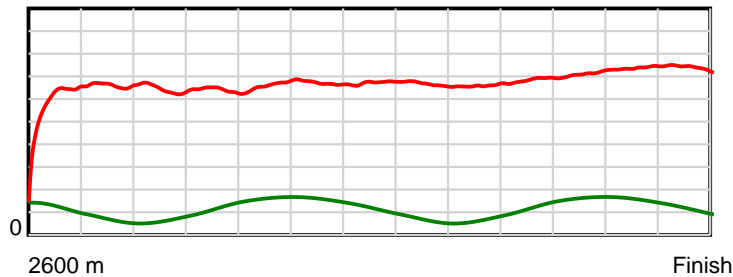
10 m Stride length



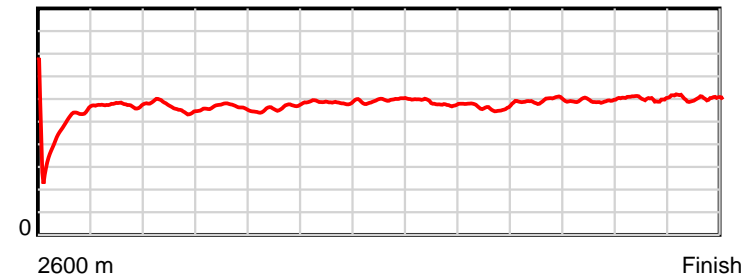
0.6 s Stride duration



20 m/sec Speed



100 % Stride efficiency



Note: Horizontal distance axis grid lines are 200m furlongs.

Disclaimer.

HRNZ and NZMTC and Thoroughbred Ratings Pty Ltd accepts no responsibility for the completeness or accuracy of any of the information contained herein, and makes no representations about its suitability for any particular purpose. Users should make their own judgements about those matters and/or seek independent advice. You assume all risks associated with use of the data provided on this page.



Race Results



July 12, 2024, Race 7, , Distance 2600m, Addington - Survey 3200m

Result	TAB no.	Horse (Barrier)	2600 to 2400m	2400m to 2200m
6th	2	Tanzania (5)		
		Position in running (margin)	-	3(4.7)
		Sectional time (s)	16.50	15.10
		Cumulative time (s)	195.53	179.03
		Speed (m/s)	12.12	13.25
		Stride length (m)	5.29	5.84
		Stride duration (s)	0.423	0.441
		Stride efficiency (%)	43.74	53.33
		Stride count	37.80	34.23

Disclaimer.

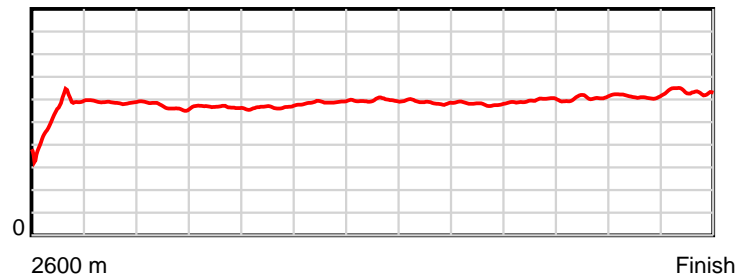
HRNZ and NZMTC and Thoroughbred Ratings Pty Ltd accepts no responsibility for the completeness or accuracy of any of the information contained herein, and makes no representations about its suitability for any particular purpose. Users should make their own judgements about those matters and/or seek independent advice. You assume all risks associated with use of the data provided on this page.

Race Results

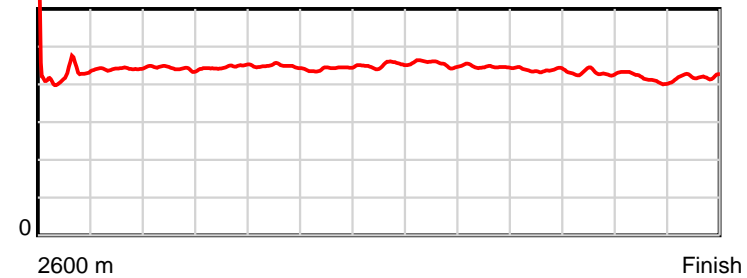
July 12, 2024, Race 7, , Distance 2600m, Addington - Survey 3200m

Result	TAB no.	Horse (Barrier)	2200m to	2000m to	1800m to	1600m to	1400m to	1200m to	1000m to	800m to	600m to	400m to	200m to	Total or	Margin
6th	2	Tanzania (5)	2000m	1800m	1600m	1400m	1200m	1000m	800m	600m	400m	200m	WP	Average	
		Position in running (margin)	3(4.1)	3(4.5)	3(3.9)	4(4.1)	4(5.4)	5(5.7)	6(5.7)	7(5.4)	7(5.3)	7(5.1)	6(4.3)		2.30
		Sectional time (s)	15.58	15.67	15.97	15.13	15.13	15.50	15.34	14.63	14.29	13.61	13.08		
		Cumulative time (s)	163.93	148.35	132.68	116.71	101.58	86.45	70.95	55.61	40.98	26.69	13.08	3:15.53	
		Speed (m/s)	12.84	12.76	12.52	13.22	13.22	12.90	13.04	13.67	14.00	14.70	15.29	13.30	
		Stride length (m)	5.69	5.69	5.61	5.84	5.96	5.87	5.82	5.99	6.03	6.11	6.43	5.85	
		Stride duration (s)	0.443	0.446	0.448	0.442	0.451	0.455	0.447	0.438	0.431	0.416	0.421	0.440	
		Stride efficiency (%)	50.55	50.61	49.24	53.27	55.54	53.85	52.96	56.14	56.75	58.32	64.64	53.45	
		Stride count	35.16	35.14	35.63	34.25	33.55	34.07	34.35	33.37	33.19	32.74	31.10	444.58	

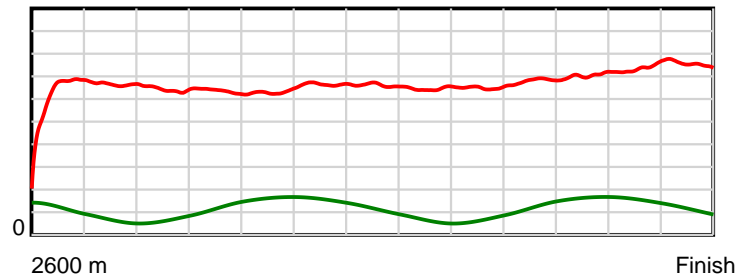
10 m Stride length



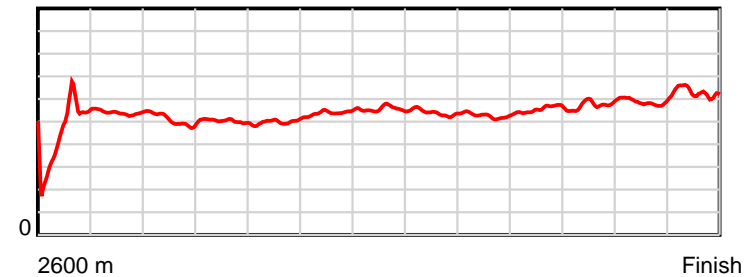
0.6 s Stride duration



20 m/sec Speed



100 % Stride efficiency



Note: Horizontal distance axis grid lines are 200m furlongs.

Disclaimer.

HRNZ and NZMTC and Thoroughbred Ratings Pty Ltd accepts no responsibility for the completeness or accuracy of any of the information contained herein, and makes no representations about its suitability for any particular purpose. Users should make their own judgements about those matters and/or seek independent advice. You assume all risks associated with use of the data provided on this page.



Race Results



July 12, 2024, Race 7, , Distance 2600m, Addington - Survey 3200m

Result	TAB no.	Horse (Barrier)	2600 to	2400m to
7th	6	Jordy (0)	2400m	2200m
		Position in running (margin)	-	8(22.1)
		Sectional time (s)	19.14	14.68
		Cumulative time (s)	196.21	177.07
		Speed (m/s)	10.45	13.62
		Stride length (m)	5.12	6.40
		Stride duration (s)	0.463	0.470
		Stride efficiency (%)	41.04	64.03
		Stride count	39.03	31.24

Disclaimer.

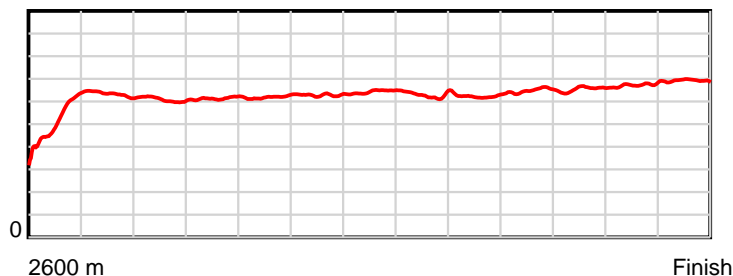
HRNZ and NZMTC and Thoroughbred Ratings Pty Ltd accepts no responsibility for the completeness or accuracy of any of the information contained herein, and makes no representations about its suitability for any particular purpose. Users should make their own judgements about those matters and/or seek independent advice. You assume all risks associated with use of the data provided on this page.

Race Results

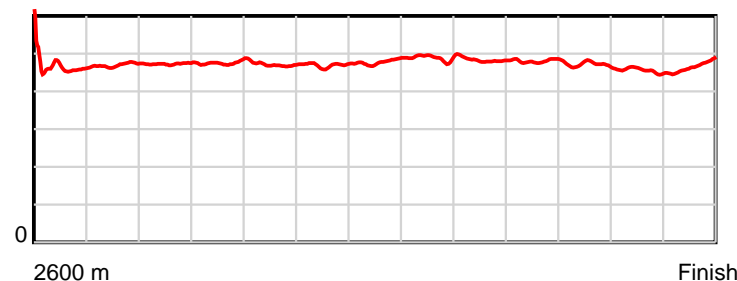
July 12, 2024, Race 7, , Distance 2600m, Addington - Survey 3200m

Result	TAB no.	Horse (Barrier)	2200m to	2000m to	1800m to	1600m to	1400m to	1200m to	1000m to	800m to	600m to	400m to	200m to	Total or	Margin
7th	6	Jordy (0)	2000m	1800m	1600m	1400m	1200m	1000m	800m	600m	400m	200m	WP	Average	
		Position in running (margin)	8(19.0)	8(17.8)	8(15.8)	8(11.0)	8(11.3)	7(8.6)	8(7.9)	8(7.1)	9(7.6)	9(7.7)	8(6.9)		6.00
		Sectional time (s)	15.33	15.43	15.16	14.96	14.63	15.38	15.25	14.73	14.34	13.62	13.56		
		Cumulative time (s)	162.39	147.06	131.63	116.47	101.51	86.88	71.50	56.25	41.52	27.18	13.56	3:16.21	
		Speed (m/s)	13.05	12.96	13.19	13.37	13.67	13.00	13.11	13.58	13.95	14.68	14.75	13.25	
		Stride length (m)	6.17	6.16	6.22	6.27	6.53	6.36	6.33	6.53	6.57	6.69	6.90	6.30	
		Stride duration (s)	0.473	0.476	0.471	0.469	0.478	0.489	0.483	0.481	0.471	0.455	0.468	0.475	
		Stride efficiency (%)	59.47	59.39	60.40	61.52	66.70	63.28	62.64	66.59	67.45	69.91	74.31	62.00	
		Stride count	32.42	32.44	32.17	31.87	30.61	31.43	31.59	30.64	30.44	29.90	29.00	412.78	

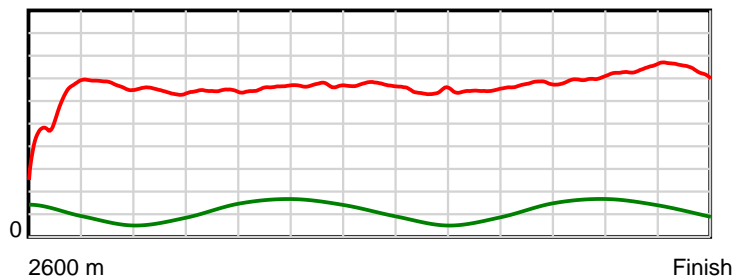
10 m Stride length



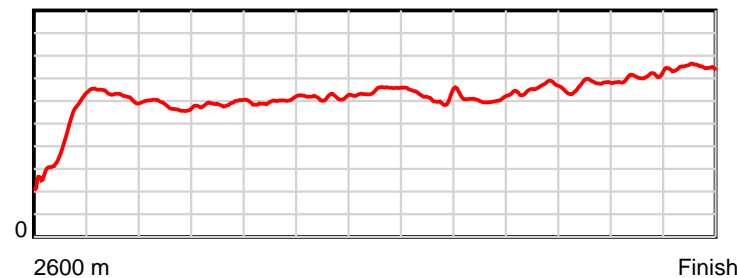
0.6 s Stride duration



20 m/sec Speed



100 % Stride efficiency



Note: Horizontal distance axis grid lines are 200m furlongs.

Disclaimer.

HRNZ and NZMTC and Thoroughbred Ratings Pty Ltd accepts no responsibility for the completeness or accuracy of any of the information contained herein, and makes no representations about its suitability for any particular purpose. Users should make their own judgements about those matters and/or seek independent advice. You assume all risks associated with use of the data provided on this page.



Race Results



July 12, 2024, Race 7, , Distance 2600m, Addington - Survey 3200m

Result	TAB no.	Horse (Barrier)	2600 to	2400m to
8th	7	Evangelist (1)	2400m	2200m
		Position in running (margin)	-	7(13.2)
		Sectional time (s)	17.69	15.34
		Cumulative time (s)	196.24	178.55
		Speed (m/s)	11.31	13.04
		Stride length (m)	5.26	5.72
		Stride duration (s)	0.443	0.438
		Stride efficiency (%)	43.29	51.07
		Stride count	38.00	34.98

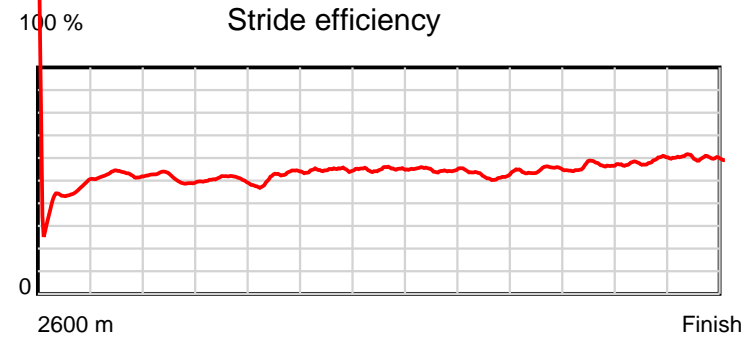
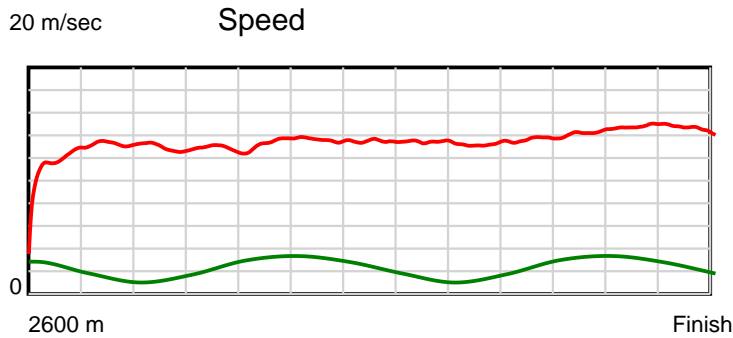
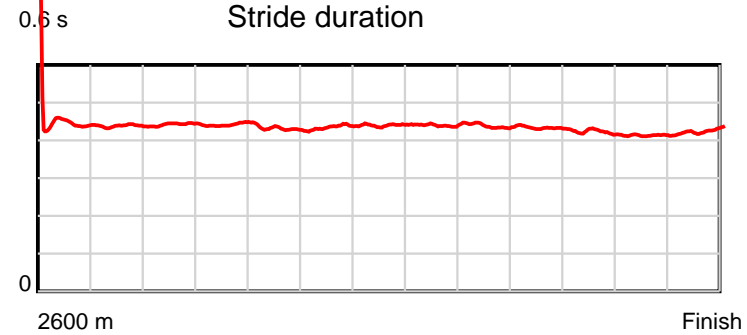
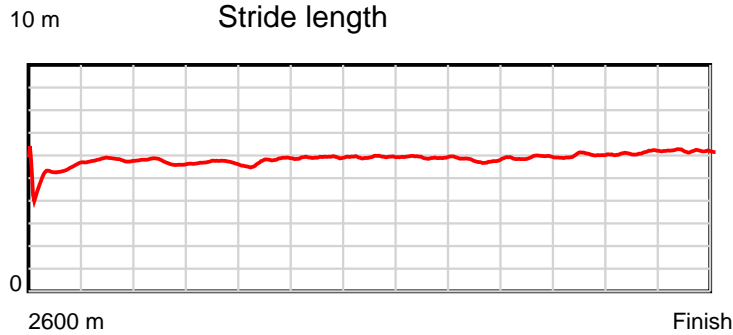
Disclaimer.

HRNZ and NZMTC and Thoroughbred Ratings Pty Ltd accepts no responsibility for the completeness or accuracy of any of the information contained herein, and makes no representations about its suitability for any particular purpose. Users should make their own judgements about those matters and/or seek independent advice. You assume all risks associated with use of the data provided on this page.

Race Results

July 12, 2024, Race 7, , Distance 2600m, Addington - Survey 3200m

Result	TAB no.	Horse (Barrier)	2200m to	2000m to	1800m to	1600m to	1400m to	1200m to	1000m to	800m to	600m to	400m to	200m to	Total or	Margin
8th	7	Evangelist (1)	2000m	1800m	1600m	1400m	1200m	1000m	800m	600m	400m	200m	WP	Average	
		Position in running (margin)	7(14.0)	7(13.9)	7(12.4)	7(8.9)	7(10.1)	8(8.6)	7(6.4)	6(5.2)	6(4.7)	6(4.7)	7(5.0)		6.20
		Sectional time (s)	15.51	15.50	15.37	15.12	14.83	15.13	15.19	14.61	14.27	13.79	13.89		
		Cumulative time (s)	163.21	147.70	132.20	116.83	101.71	86.88	71.75	56.56	41.95	27.68	13.89	3:16.24	
		Speed (m/s)	12.89	12.90	13.01	13.23	13.49	13.22	13.17	13.69	14.02	14.50	14.40	13.25	
		Stride length (m)	5.70	5.70	5.63	5.74	5.94	5.82	5.76	5.93	5.91	5.99	6.14	5.78	
		Stride duration (s)	0.442	0.442	0.432	0.434	0.440	0.440	0.438	0.433	0.422	0.413	0.426	0.436	
		Stride efficiency (%)	50.84	50.74	49.44	51.52	55.16	52.87	51.89	54.94	54.55	56.10	58.90	52.21	
		Stride count	35.06	35.10	35.56	34.83	33.66	34.38	34.71	33.73	33.85	33.38	32.58	449.82	



Note: Horizontal distance axis grid lines are 200m furlongs.

Disclaimer.

HRNZ and NZMTC and Thoroughbred Ratings Pty Ltd accepts no responsibility for the completeness or accuracy of any of the information contained herein, and makes no representations about its suitability for any particular purpose. Users should make their own judgements about those matters and/or seek independent advice. You assume all risks associated with use of the data provided on this page.



Race Results



July 12, 2024, Race 7, , Distance 2600m, Addington - Survey 3200m

Result	TAB no.	Horse (Barrier)	2600 to	2400m to
9th	9	Step It Up A N... (4)	2400m	2200m
		Position in running (margin)	-	9(25.3)
		Sectional time (s)	19.93	14.55
		Cumulative time (s)	196.57	176.64
		Speed (m/s)	10.04	13.75
		Stride length (m)	5.23	6.88
		Stride duration (s)	0.465	0.501
		Stride efficiency (%)	42.82	74.05
		Stride count	38.21	29.05

Disclaimer.

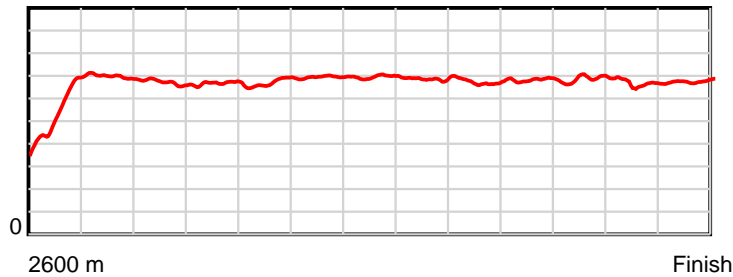
HRNZ and NZMTC and Thoroughbred Ratings Pty Ltd accepts no responsibility for the completeness or accuracy of any of the information contained herein, and makes no representations about its suitability for any particular purpose. Users should make their own judgements about those matters and/or seek independent advice. You assume all risks associated with use of the data provided on this page.

Race Results

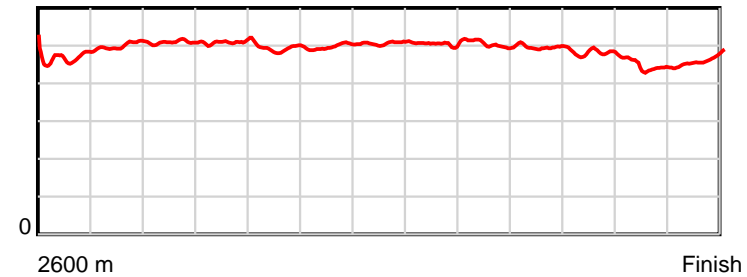
July 12, 2024, Race 7, , Distance 2600m, Addington - Survey 3200m

Result	TAB no.	Horse (Barrier)	2200m to	2000m to	1800m to	1600m to	1400m to	1200m to	1000m to	800m to	600m to	400m to	200m to	Total or	Margin
9th	9	Step It Up A N... (4)	2000m	1800m	1600m	1400m	1200m	1000m	800m	600m	400m	200m	WP	Average	
		Position in running (margin)	9(21.3)	9(20.2)	9(17.9)	9(13.1)	9(11.8)	9(10.4)	9(8.1)	9(7.1)	8(7.0)	8(7.0)	9(7.1)		7.90
		Sectional time (s)	15.33	15.38	15.15	14.72	14.85	15.11	15.22	14.63	14.32	13.76	13.62		
		Cumulative time (s)	162.09	146.76	131.38	116.23	101.51	86.66	71.55	56.33	41.70	27.38	13.62	3:16.57	
		Speed (m/s)	13.05	13.00	13.20	13.59	13.47	13.24	13.14	13.67	13.97	14.53	14.68	13.23	
		Stride length (m)	6.64	6.63	6.51	6.76	6.83	6.69	6.60	6.79	6.69	6.43	6.82	6.55	
		Stride duration (s)	0.509	0.510	0.493	0.497	0.507	0.505	0.502	0.496	0.479	0.442	0.465	0.495	
		Stride efficiency (%)	68.82	68.66	66.31	71.38	72.80	69.87	68.14	71.95	70.01	64.58	72.74	66.98	
		Stride count	30.14	30.17	30.70	29.59	29.30	29.91	30.29	29.47	29.88	31.11	29.31	397.13	

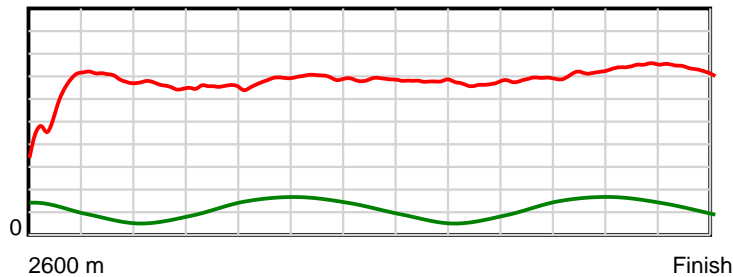
10 m Stride length



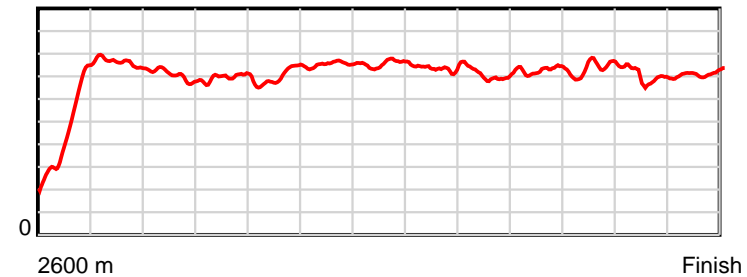
0.6 s Stride duration



20 m/sec Speed



100 % Stride efficiency



Note: Horizontal distance axis grid lines are 200m furlongs.

Disclaimer.

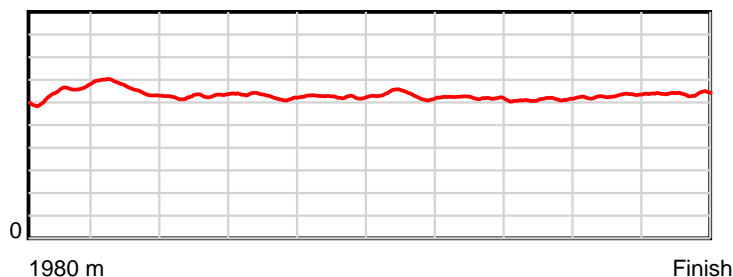
HRNZ and NZMTC and Thoroughbred Ratings Pty Ltd accepts no responsibility for the completeness or accuracy of any of the information contained herein, and makes no representations about its suitability for any particular purpose. Users should make their own judgements about those matters and/or seek independent advice. You assume all risks associated with use of the data provided on this page.

Race Results

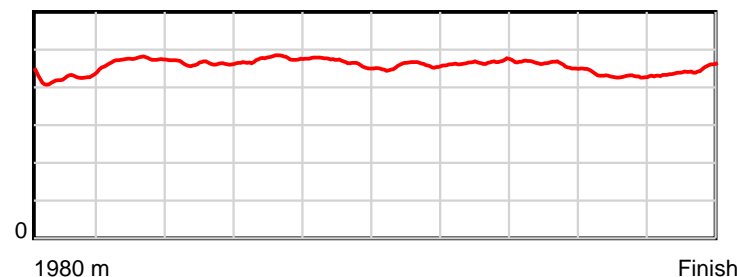
July 12, 2024, Race 8, DOWNBYTHESEASIDE 'MAKING A SPLASH' MOBILE PACE, Distance 1980m, Addington - Survey 1980m

Result	TAB no.	Horse (Barrier)	1980 to	1800m to	1600m to	1400m to	1200m to	1000m to	800m to	600m to	400m to	200m to	Total or	Margin
1st	6	Terra Sancta (6)	1800m	1600m	1400m	1200m	1000m	800m	600m	400m	200m	WP	Average	
		Position in running (margin)	-	1(0.0)	1(0.0)	1(0.0)	1(0.0)	1(0.0)	1(0.0)	1(0.0)	1(0.0)	1(0.0)		0.00
		Sectional time (s)	12.11	14.47	14.97	15.31	15.06	14.43	15.14	15.11	13.94	13.98		
		Cumulative time (s)	144.52	132.41	117.94	102.97	87.66	72.60	58.17	43.03	27.92	13.98	2:24.52	
		Speed (m/s)	14.87	13.82	13.36	13.06	13.28	13.86	13.21	13.24	14.35	14.31	13.70	
		Stride length (m)	6.38	6.53	6.19	6.21	6.20	6.33	6.15	6.10	6.18	6.37	6.26	
		Stride duration (s)	0.425	0.473	0.463	0.475	0.466	0.456	0.466	0.461	0.431	0.445	0.457	
		Stride efficiency (%)	63.61	66.65	59.81	60.27	59.98	62.56	59.14	58.23	59.65	63.40	61.23	
		Stride count	28.21	30.63	32.33	32.20	32.28	31.61	32.51	32.76	32.37	31.40	316.30	

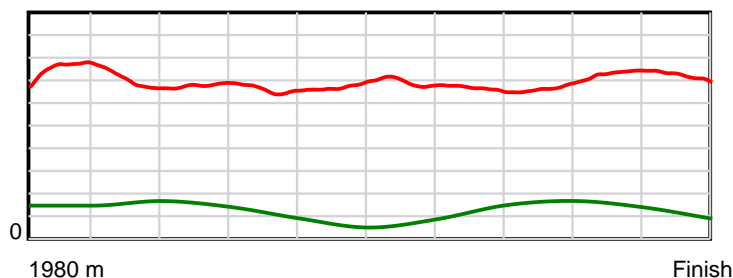
10 m Stride length



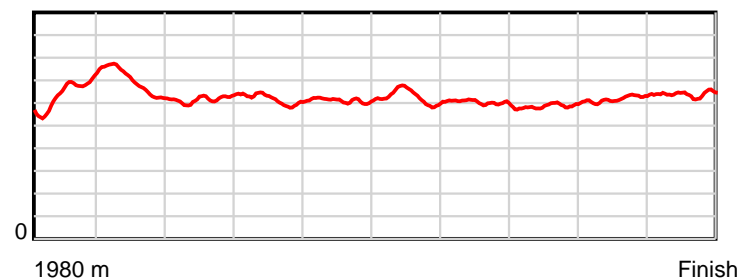
0.6 s Stride duration



20 m/sec Speed



100 % Stride efficiency



Note: Horizontal distance axis grid lines are 200m furlongs.

Disclaimer.

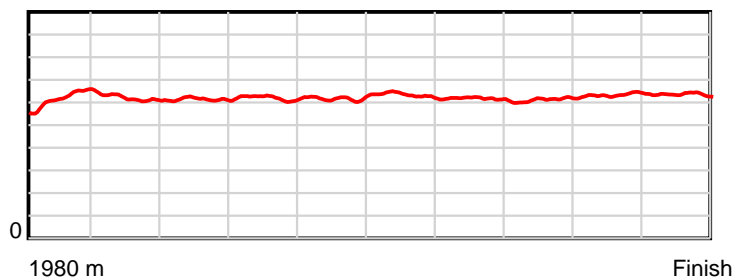
HRNZ and NZMTC and Thoroughbred Ratings Pty Ltd accepts no responsibility for the completeness or accuracy of any of the information contained herein, and makes no representations about its suitability for any particular purpose. Users should make their own judgements about those matters and/or seek independent advice. You assume all risks associated with use of the data provided on this page.

Race Results

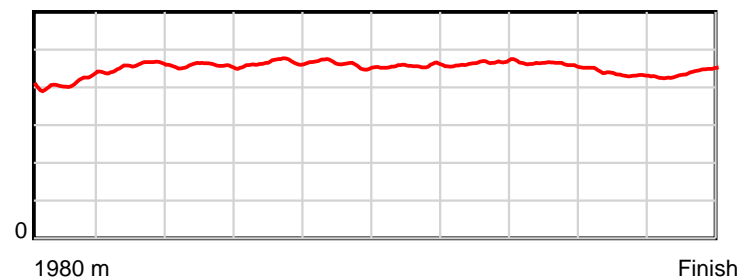
July 12, 2024, Race 8, DOWNBYTHESEASIDE 'MAKING A SPLASH' MOBILE PACE, Distance 1980m, Addington - Survey 1980m

Result	TAB no.	Horse (Barrier)	1980 to	1800m to	1600m to	1400m to	1200m to	1000m to	800m to	600m to	400m to	200m to	Total or	Margin
2nd	2	Emma Swan (2)	1800m	1600m	1400m	1200m	1000m	800m	600m	400m	200m	WP	Average	
		Position in running (margin)	-	2(0.2)	3(3.2)	3(3.5)	3(2.5)	4(2.3)	3(2.4)	3(2.1)	3(3.0)	2(2.1)		1.10
		Sectional time (s)	12.10	14.97	15.02	15.14	15.02	14.45	15.10	15.26	13.79	13.87		
		Cumulative time (s)	144.72	132.62	117.65	102.63	87.49	72.47	58.02	42.92	27.66	13.87	2:24.72	
		Speed (m/s)	14.88	13.36	13.32	13.21	13.32	13.84	13.25	13.11	14.50	14.42	13.68	
		Stride length (m)	6.18	6.10	6.09	6.15	6.15	6.32	6.16	6.05	6.33	6.32	6.18	
		Stride duration (s)	0.413	0.457	0.457	0.466	0.462	0.457	0.465	0.461	0.436	0.439	0.452	
		Stride efficiency (%)	59.65	58.16	57.96	59.09	59.01	62.41	59.26	57.16	62.52	62.48	59.73	
		Stride count	29.13	32.78	32.84	32.52	32.55	31.65	32.48	33.07	31.62	31.63	320.27	

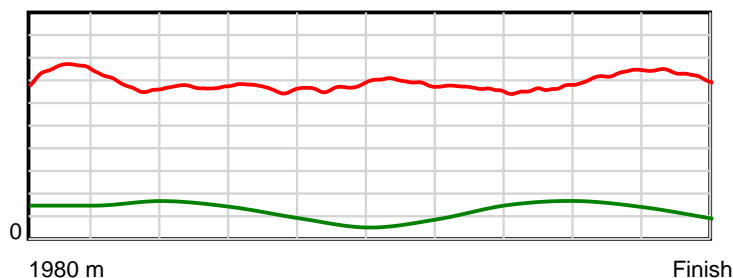
10 m Stride length



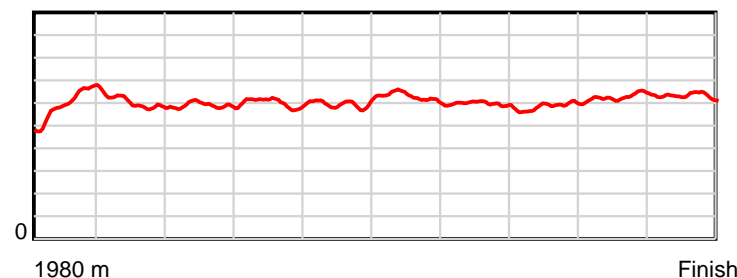
0.6 s Stride duration



20 m/sec Speed



100 % Stride efficiency



Note: Horizontal distance axis grid lines are 200m furlongs.

Disclaimer.

HRNZ and NZMTC and Thoroughbred Ratings Pty Ltd accepts no responsibility for the completeness or accuracy of any of the information contained herein, and makes no representations about its suitability for any particular purpose. Users should make their own judgements about those matters and/or seek independent advice. You assume all risks associated with use of the data provided on this page.

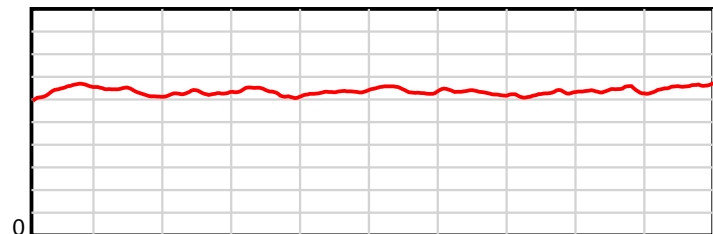


Race Results

July 12, 2024, Race 8, DOWNBYTHESEASIDE 'MAKING A SPLASH' MOBILE PACE, Distance 1980m, Addington - Survey 1980m

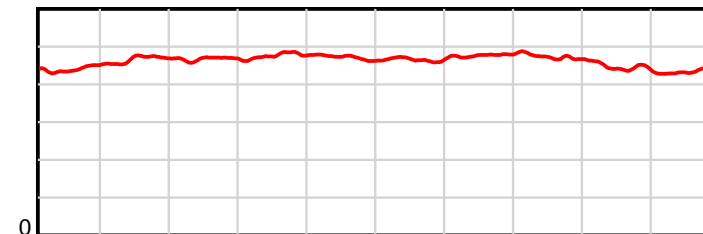
Result	TAB no.	Horse (Barrier)	1980 to	1800m to	1600m to	1400m to	1200m to	1000m to	800m to	600m to	400m to	200m to	Total or	Margin
3rd	10	Happy Harper (10)	1800m	1600m	1400m	1200m	1000m	800m	600m	400m	200m	WP	Average	
		Position in running (margin)	-	8(4.0)	7(6.3)	8(6.6)	9(6.6)	8(5.7)	7(5.4)	8(5.6)	3(6.3)			1.90
		Sectional time (s)	12.83	14.86	15.01	15.31	14.91	14.43	15.09	15.14	14.05	13.24		
		Cumulative time (s)	144.87	132.04	117.18	102.17	86.86	71.95	57.52	42.43	27.29	13.24	2:24.87	
		Speed (m/s)	14.03	13.46	13.32	13.06	13.41	13.86	13.25	13.21	14.23	15.11	13.67	
		Stride length (m)	6.41	6.28	6.22	6.22	6.32	6.46	6.32	6.24	6.33	6.62	6.34	
		Stride duration (s)	0.441	0.467	0.467	0.477	0.471	0.466	0.477	0.472	0.445	0.438	0.464	
		Stride efficiency (%)	64.16	61.64	60.53	60.53	62.38	65.27	62.45	60.85	62.62	68.39	62.81	
		Stride count	28.09	31.84	32.13	32.13	31.65	30.95	31.64	32.05	31.59	30.23	312.30	

10 m Stride length



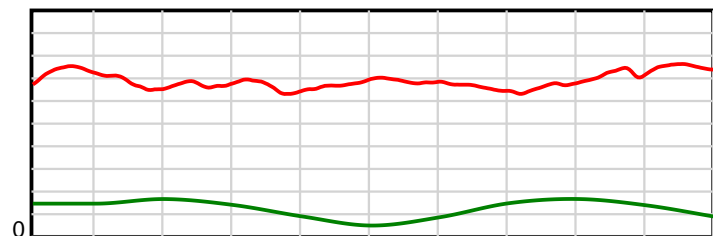
1980 m Finish

0.6 s Stride duration



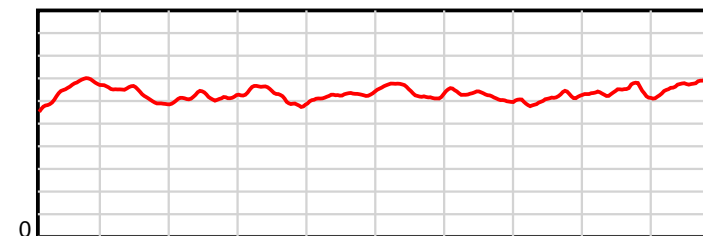
1980 m Finish

20 m/sec Speed



1980 m Finish

100 % Stride efficiency



1980 m Finish

Note: Horizontal distance axis grid lines are 200m furlongs.

Disclaimer.

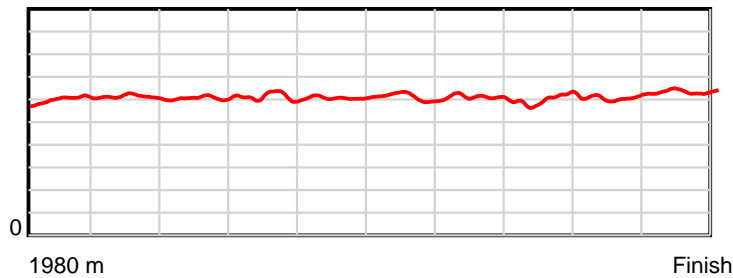
HRNZ and NZMTC and Thoroughbred Ratings Pty Ltd accepts no responsibility for the completeness or accuracy of any of the information contained herein, and makes no representations about its suitability for any particular purpose. Users should make their own judgements about those matters and/or seek independent advice. You assume all risks associated with use of the data provided on this page.

Race Results

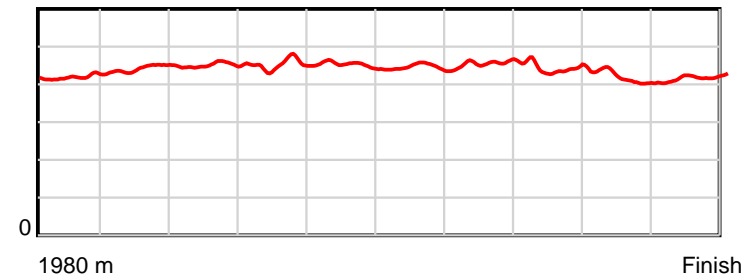
July 12, 2024, Race 8, DOWNBYTHESEASIDE 'MAKING A SPLASH' MOBILE PACE, Distance 1980m, Addington - Survey 1980m

Result	TAB no.	Horse (Barrier)	1980 to	1800m to	1600m to	1400m to	1200m to	1000m to	800m to	600m to	400m to	200m to	Total or	Margin
4th	13	Ultimate Chall... (13)	1800m	1600m	1400m	1200m	1000m	800m	600m	400m	200m	WP	Average	
		Position in running (margin)	-	12(6.0)	11(8.8)	11(10.9)	10(8.3)	11(9.4)	11(11.0)	12(10.0)	13(9.5)	11(9.0)		3.90
		Sectional time (s)	12.94	14.94	15.32	14.89	15.23	14.70	14.97	15.03	13.86	13.36		
		Cumulative time (s)	145.24	132.30	117.36	102.04	87.15	71.92	57.22	42.25	27.22	13.36	2:25.24	
		Speed (m/s)	13.91	13.39	13.05	13.43	13.13	13.61	13.36	13.31	14.43	14.97	13.63	
		Stride length (m)	5.96	5.92	5.89	6.08	5.93	6.06	6.10	5.88	5.99	6.29	6.01	
		Stride duration (s)	0.419	0.442	0.451	0.452	0.452	0.445	0.457	0.442	0.415	0.420	0.441	
		Stride efficiency (%)	55.52	54.79	54.22	57.71	55.02	57.35	58.23	53.97	56.07	61.76	56.41	
		Stride count	30.20	33.78	33.95	32.91	33.71	33.01	32.76	34.03	33.39	31.81	329.55	

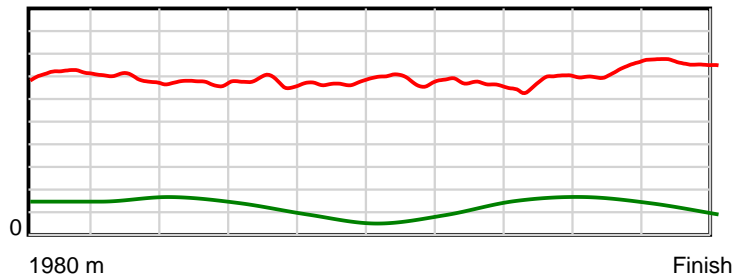
10 m Stride length



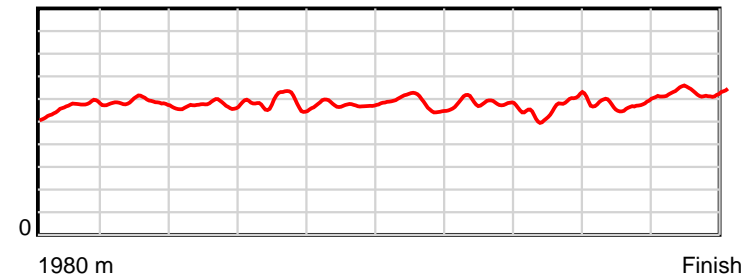
0.6 s Stride duration



20 m/sec Speed



100 % Stride efficiency



Note: Horizontal distance axis grid lines are 200m furlongs.

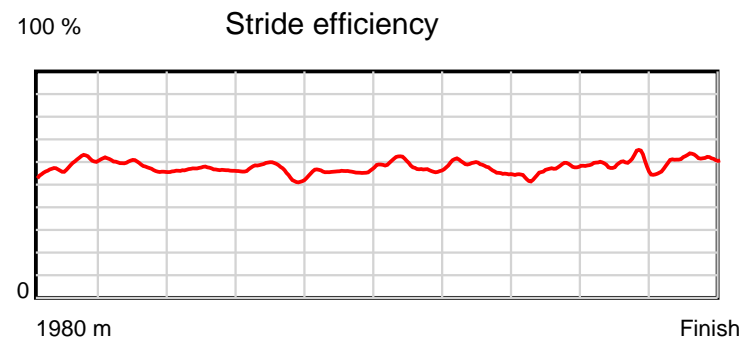
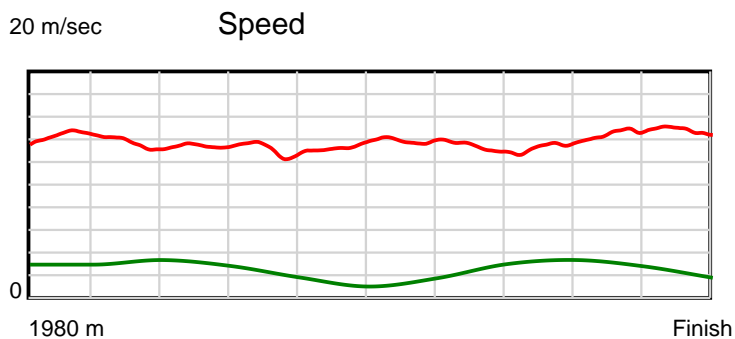
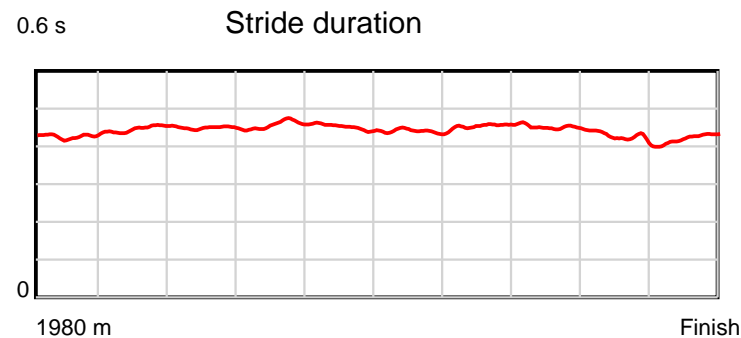
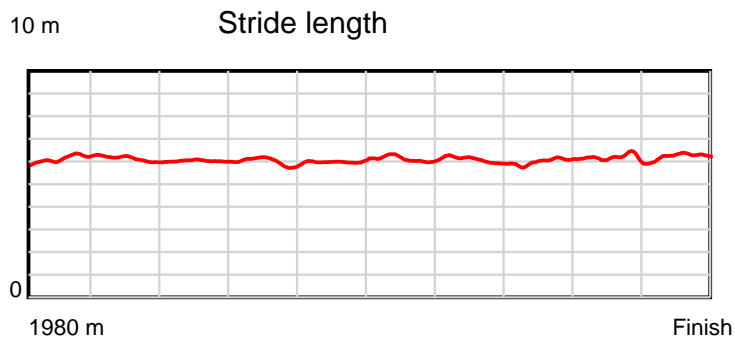
Disclaimer.

HRNZ and NZMTC and Thoroughbred Ratings Pty Ltd accepts no responsibility for the completeness or accuracy of any of the information contained herein, and makes no representations about its suitability for any particular purpose. Users should make their own judgements about those matters and/or seek independent advice. You assume all risks associated with use of the data provided on this page.

Race Results

July 12, 2024, Race 8, DOWNBYTHESEASIDE 'MAKING A SPLASH' MOBILE PACE, Distance 1980m, Addington - Survey 1980m

Result	TAB no.	Horse (Barrier)	1980 to	1800m to	1600m to	1400m to	1200m to	1000m to	800m to	600m to	400m to	200m to	Total or	Margin
5th	12	Judgement Bay (12)	1800m	1600m	1400m	1200m	1000m	800m	600m	400m	200m	WP	Average	
		Position in running (margin)	-	14(6.4)	10(8.0)	10(8.8)	11(8.5)	10(8.8)	9(8.1)	9(7.3)	11(7.6)	7(7.6)		4.00
		Sectional time (s)	13.14	14.75	15.10	15.26	15.11	14.31	15.01	15.16	13.94	13.49		
		Cumulative time (s)	145.27	132.13	117.38	102.28	87.02	71.91	57.60	42.59	27.43	13.49	2:25.27	
		Speed (m/s)	13.70	13.56	13.25	13.11	13.24	13.98	13.32	13.19	14.35	14.83	13.63	
		Stride length (m)	6.03	6.06	5.95	5.99	5.97	6.15	6.06	5.95	6.09	6.25	6.05	
		Stride duration (s)	0.426	0.447	0.449	0.457	0.451	0.440	0.455	0.451	0.425	0.422	0.444	
		Stride efficiency (%)	56.91	57.47	55.27	56.07	55.74	59.05	57.35	55.32	58.00	61.12	57.19	
		Stride count	29.83	32.98	33.63	33.39	33.49	32.53	33.01	33.61	32.83	31.98	327.28	



Note: Horizontal distance axis grid lines are 200m furlongs.

Disclaimer.

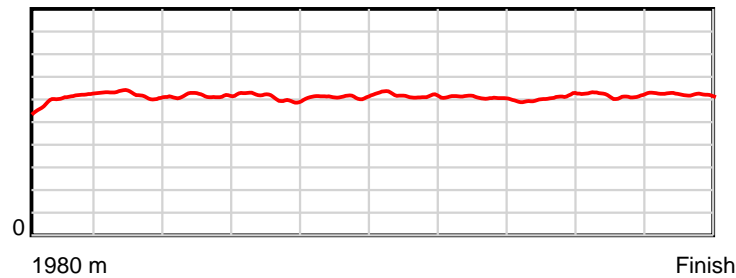
HRNZ and NZMTC and Thoroughbred Ratings Pty Ltd accepts no responsibility for the completeness or accuracy of any of the information contained herein, and makes no representations about its suitability for any particular purpose. Users should make their own judgements about those matters and/or seek independent advice. You assume all risks associated with use of the data provided on this page.

Race Results

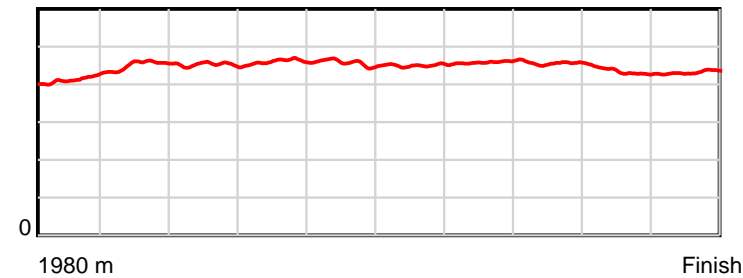
July 12, 2024, Race 8, DOWNBYTHESEASIDE 'MAKING A SPLASH' MOBILE PACE, Distance 1980m, Addington - Survey 1980m

Result	TAB no.	Horse (Barrier)	1980 to	1800m to	1600m to	1400m to	1200m to	1000m to	800m to	600m to	400m to	200m to	Total or	Margin
6th	1	Tremendous Sen... (1)	1800m	1600m	1400m	1200m	1000m	800m	600m	400m	200m	WP	Average	
		Position in running (margin)	-	5(2.4)	6(5.1)	5(4.9)	6(4.4)	6(4.4)	6(4.8)	5(4.1)	6(5.3)	4(6.4)		4.70
		Sectional time (s)	12.44	14.92	14.94	15.22	15.06	14.49	15.02	15.31	14.13	13.87		
		Cumulative time (s)	145.40	132.96	118.04	103.10	87.88	72.82	58.33	43.31	28.00	13.87	2:25.40	
		Speed (m/s)	14.47	13.40	13.39	13.14	13.28	13.80	13.32	13.06	14.15	14.42	13.62	
		Stride length (m)	6.02	6.05	6.05	6.05	6.07	6.21	6.11	5.96	6.13	6.24	6.09	
		Stride duration (s)	0.414	0.451	0.452	0.460	0.457	0.450	0.459	0.456	0.433	0.433	0.447	
		Stride efficiency (%)	56.63	57.18	57.19	57.15	57.52	60.28	58.36	55.43	58.81	60.82	57.92	
		Stride count	29.90	33.06	33.06	33.07	32.97	32.20	32.73	33.58	32.60	32.06	325.23	

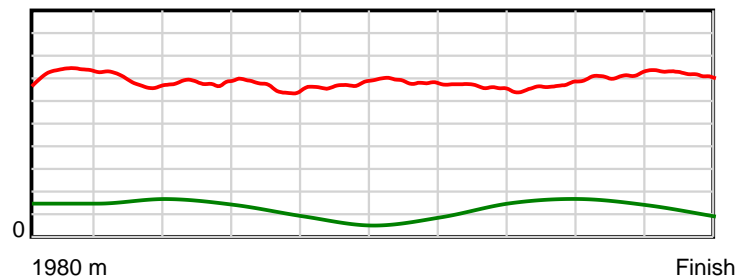
10 m Stride length



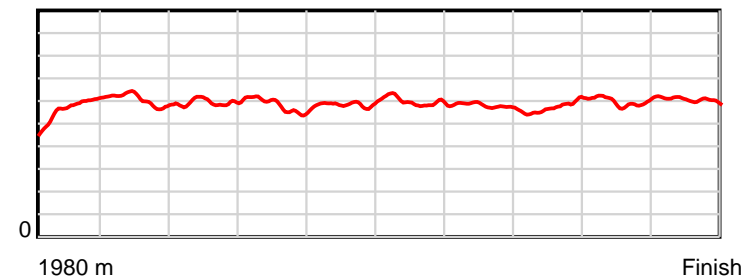
0.6 s Stride duration



20 m/sec Speed



100 % Stride efficiency



Note: Horizontal distance axis grid lines are 200m furlongs.

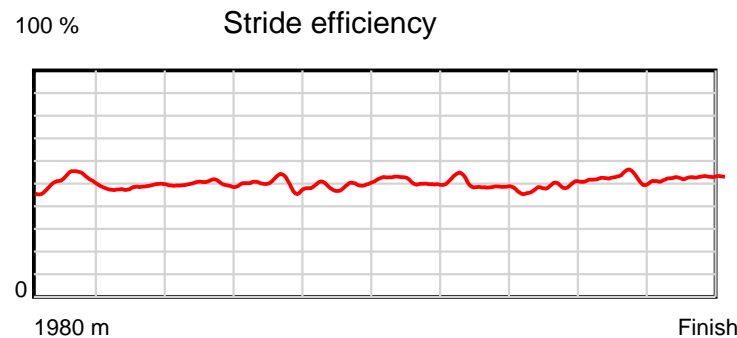
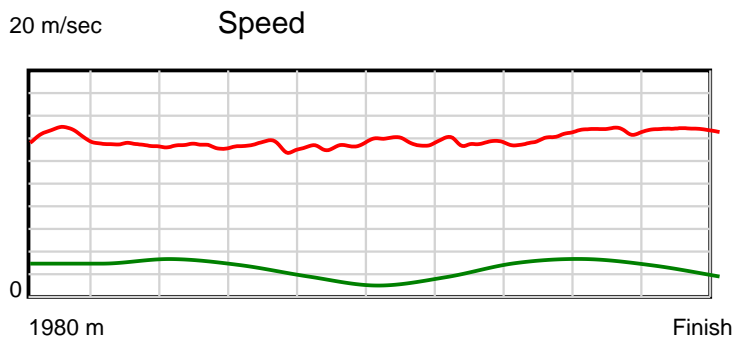
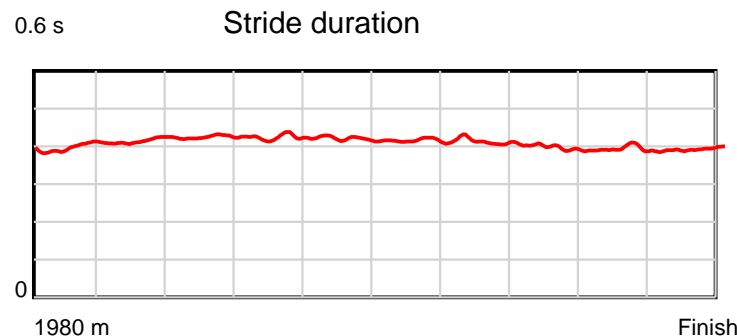
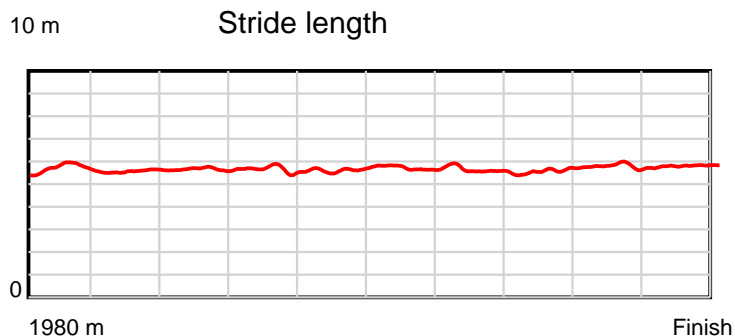
Disclaimer.

HRNZ and NZMTC and Thoroughbred Ratings Pty Ltd accepts no responsibility for the completeness or accuracy of any of the information contained herein, and makes no representations about its suitability for any particular purpose. Users should make their own judgements about those matters and/or seek independent advice. You assume all risks associated with use of the data provided on this page.

Race Results

July 12, 2024, Race 8, DOWNBYTHESEASIDE 'MAKING A SPLASH' MOBILE PACE, Distance 1980m, Addington - Survey 1980m

Result	TAB no.	Horse (Barrier)	1980 to	1800m to	1600m to	1400m to	1200m to	1000m to	800m to	600m to	400m to	200m to	Total or	Margin
7th	14	What A Minx (14)	1800m	1600m	1400m	1200m	1000m	800m	600m	400m	200m	WP	Average	
		Position in running (margin)	-	10(5.7)	12(10.2)	12(12.4)	12(10.2)	12(11.0)	12(12.5)	13(10.0)	9(6.9)	9(8.9)		5.30
		Sectional time (s)	13.14	15.23	15.33	14.95	15.18	14.68	14.73	14.59	14.28	13.40		
		Cumulative time (s)	145.51	132.37	117.14	101.81	86.86	71.68	57.00	42.27	27.68	13.40	2:25.51	
		Speed (m/s)	13.70	13.13	13.05	13.38	13.18	13.62	13.58	13.71	14.01	14.93	13.61	
		Stride length (m)	5.67	5.44	5.54	5.67	5.54	5.66	5.61	5.44	5.50	5.87	5.59	
		Stride duration (s)	0.397	0.414	0.425	0.424	0.421	0.416	0.413	0.397	0.393	0.394	0.411	
		Stride efficiency (%)	50.23	46.20	47.93	50.28	48.02	50.09	49.20	46.22	47.28	53.92	48.85	
		Stride count	31.75	36.78	36.11	35.26	36.08	35.33	35.64	36.77	36.36	34.05	354.13	



Note: Horizontal distance axis grid lines are 200m furlongs.

Disclaimer.

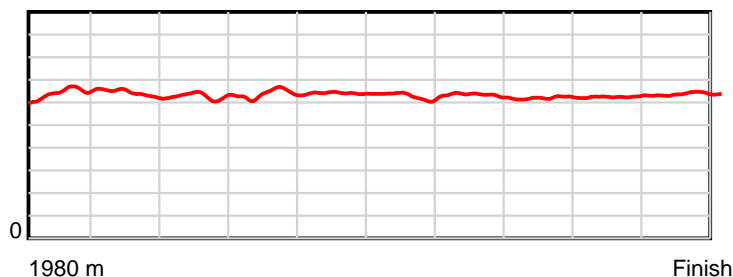
HRNZ and NZMTC and Thoroughbred Ratings Pty Ltd accepts no responsibility for the completeness or accuracy of any of the information contained herein, and makes no representations about its suitability for any particular purpose. Users should make their own judgements about those matters and/or seek independent advice. You assume all risks associated with use of the data provided on this page.

Race Results

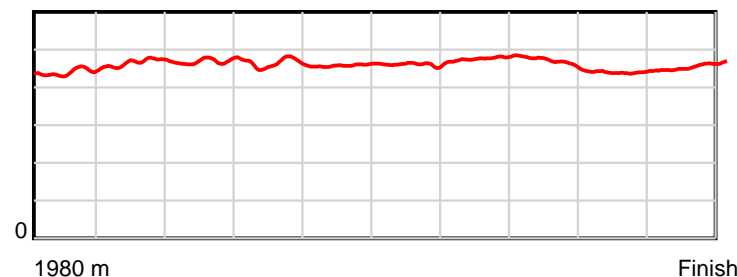
July 12, 2024, Race 8, DOWNBYTHESEASIDE 'MAKING A SPLASH' MOBILE PACE, Distance 1980m, Addington - Survey 1980m

Result	TAB no.	Horse (Barrier)	1980 to	1800m to	1600m to	1400m to	1200m to	1000m to	800m to	600m to	400m to	200m to	Total or	Margin
8th	11	Black Pearl (11)	1800m	1600m	1400m	1200m	1000m	800m	600m	400m	200m	WP	Average	
		Position in running (margin)	-	9(4.4)	8(6.8)	9(8.4)	4(3.0)	2(1.0)	4(3.0)	4(2.5)	5(4.3)	6(7.5)		8.10
		Sectional time (s)	12.77	14.88	15.24	14.41	14.72	14.76	15.06	15.40	14.48	14.31		
		Cumulative time (s)	146.03	133.26	118.38	103.14	88.73	74.01	59.25	44.19	28.79	14.31	2:26.03	
		Speed (m/s)	14.10	13.44	13.12	13.88	13.59	13.55	13.28	12.99	13.81	13.98	13.56	
		Stride length (m)	6.39	6.27	6.16	6.43	6.23	6.25	6.34	6.04	6.09	6.39	6.25	
		Stride duration (s)	0.440	0.466	0.469	0.463	0.459	0.461	0.478	0.465	0.441	0.457	0.461	
		Stride efficiency (%)	63.85	61.40	59.24	64.61	60.72	61.01	62.88	57.01	57.92	63.73	61.13	
		Stride count	28.16	31.91	32.48	31.10	32.09	32.01	31.53	33.11	32.85	31.32	316.56	

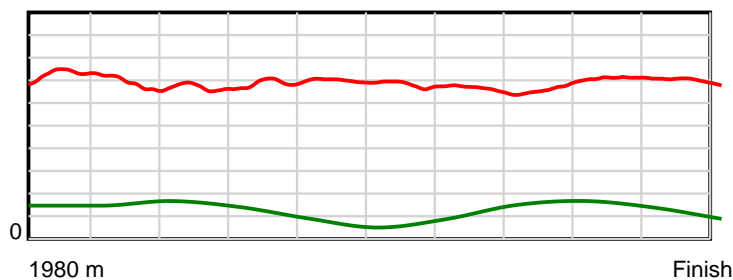
10 m Stride length



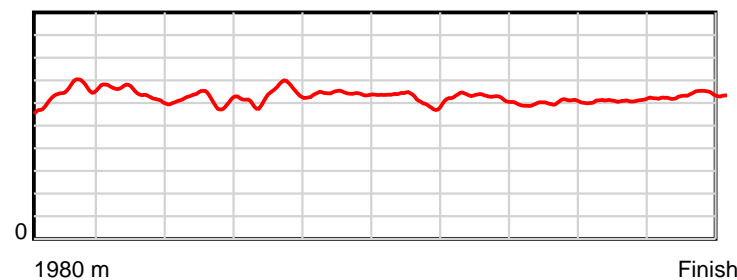
0.6 s Stride duration



20 m/sec Speed



100 % Stride efficiency



Note: Horizontal distance axis grid lines are 200m furlongs.

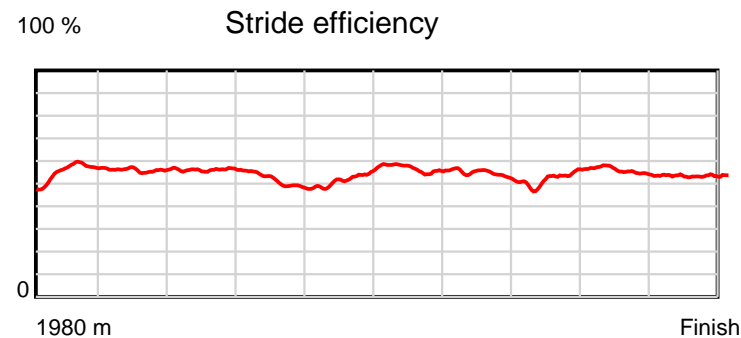
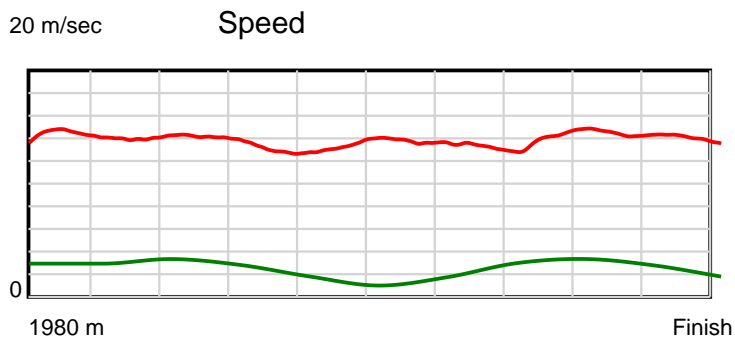
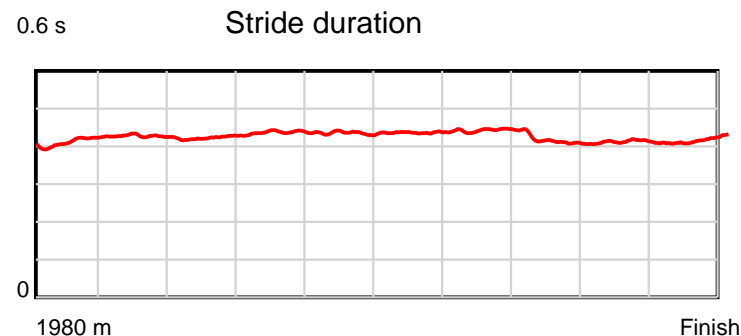
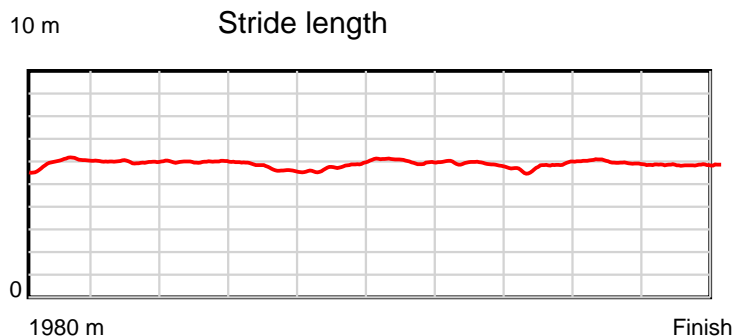
Disclaimer.

HRNZ and NZMTC and Thoroughbred Ratings Pty Ltd accepts no responsibility for the completeness or accuracy of any of the information contained herein, and makes no representations about its suitability for any particular purpose. Users should make their own judgements about those matters and/or seek independent advice. You assume all risks associated with use of the data provided on this page.

Race Results

July 12, 2024, Race 8, DOWNBYTHESEASIDE 'MAKING A SPLASH' MOBILE PACE, Distance 1980m, Addington - Survey 1980m

Result	TAB no.	Horse (Barrier)	1980 to	1800m to	1600m to	1400m to	1200m to	1000m to	800m to	600m to	400m to	200m to	Total or	Margin
9th	4	Lilac Luxury (4)	1800m	1600m	1400m	1200m	1000m	800m	600m	400m	200m	WP	Average	
		Position in running (margin)	-	6(3.2)	5(4.7)	2(3.3)	5(3.4)	7(4.8)	8(6.8)	8(6.2)	4(4.0)	8(7.8)		8.60
		Sectional time (s)	12.60	14.73	14.73	15.34	15.29	14.75	15.05	14.74	14.58	14.31		
		Cumulative time (s)	146.12	133.52	118.79	104.06	88.72	73.43	58.68	43.63	28.89	14.31	2:26.12	
		Speed (m/s)	14.29	13.58	13.58	13.04	13.08	13.56	13.29	13.57	13.72	13.98	13.55	
		Stride length (m)	5.92	5.80	5.74	5.71	5.70	5.91	5.89	5.62	5.65	5.84	5.77	
		Stride duration (s)	0.412	0.427	0.423	0.437	0.435	0.436	0.443	0.414	0.412	0.418	0.426	
		Stride efficiency (%)	54.83	52.59	51.51	50.87	50.70	54.67	54.19	49.32	49.88	53.32	52.11	
		Stride count	30.39	34.47	34.83	35.05	35.11	33.81	33.96	35.60	35.40	34.24	342.86	



Note: Horizontal distance axis grid lines are 200m furlongs.

Disclaimer.

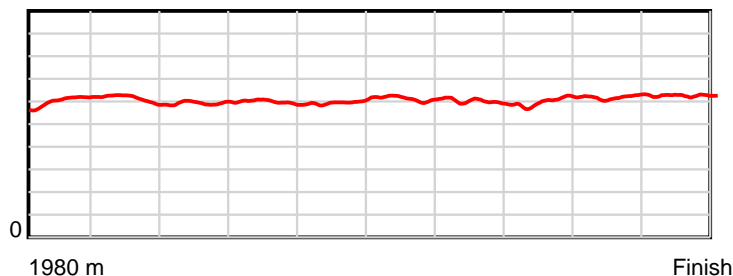
HRNZ and NZMTC and Thoroughbred Ratings Pty Ltd accepts no responsibility for the completeness or accuracy of any of the information contained herein, and makes no representations about its suitability for any particular purpose. Users should make their own judgements about those matters and/or seek independent advice. You assume all risks associated with use of the data provided on this page.

Race Results

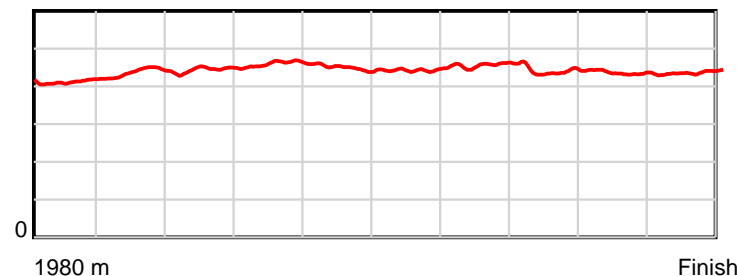
July 12, 2024, Race 8, DOWNBYTHESEASIDE 'MAKING A SPLASH' MOBILE PACE, Distance 1980m, Addington - Survey 1980m

Result	TAB no.	Horse (Barrier)	1980 to	1800m to	1600m to	1400m to	1200m to	1000m to	800m to	600m to	400m to	200m to	Total or	Margin
10th	5	Fernz Goldy (5)	1800m	1600m	1400m	1200m	1000m	800m	600m	400m	200m	WP	Average	
		Position in running (margin)	-	3(1.9)	2(2.7)	4(4.5)	7(5.2)	9(6.6)	10(8.2)	10(8.4)	10(7.4)	12(10.4)		9.40
		Sectional time (s)	12.41	14.61	15.27	15.41	15.30	14.69	15.18	14.95	14.44	14.00		
		Cumulative time (s)	146.26	133.85	119.24	103.97	88.56	73.26	58.57	43.39	28.44	14.00	2:26.26	
		Speed (m/s)	14.51	13.69	13.10	12.98	13.07	13.61	13.18	13.38	13.85	14.29	13.54	
		Stride length (m)	6.03	5.99	5.81	5.98	5.88	6.04	6.01	5.91	6.03	6.24	5.99	
		Stride duration (s)	0.412	0.438	0.444	0.460	0.449	0.443	0.456	0.442	0.435	0.437	0.442	
		Stride efficiency (%)	56.81	56.08	52.80	55.80	53.97	56.93	56.49	54.57	56.82	60.90	56.05	
		Stride count	29.85	33.39	34.41	33.47	34.03	33.14	33.26	33.85	33.17	32.04	330.61	

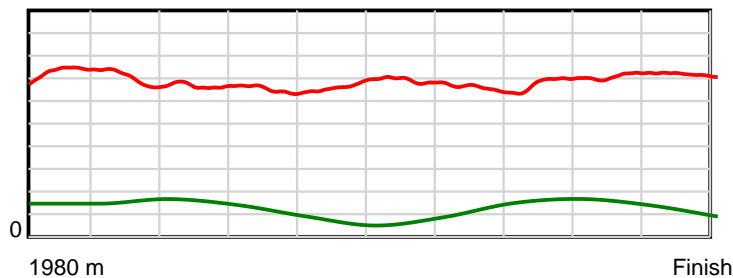
10 m Stride length



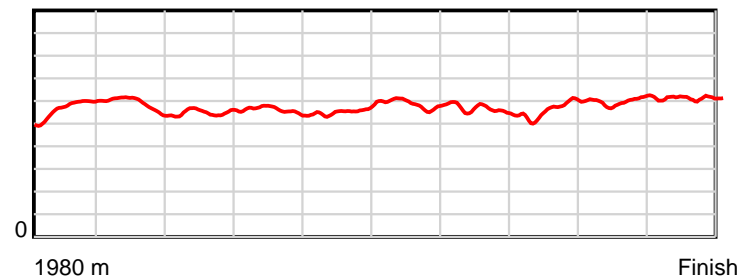
0.6 s Stride duration



20 m/sec Speed



100 % Stride efficiency



Note: Horizontal distance axis grid lines are 200m furlongs.

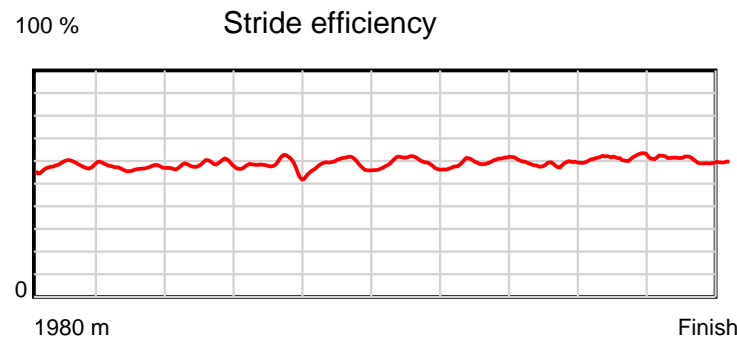
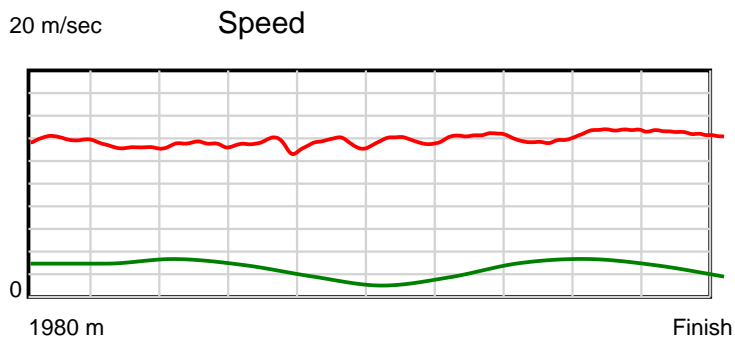
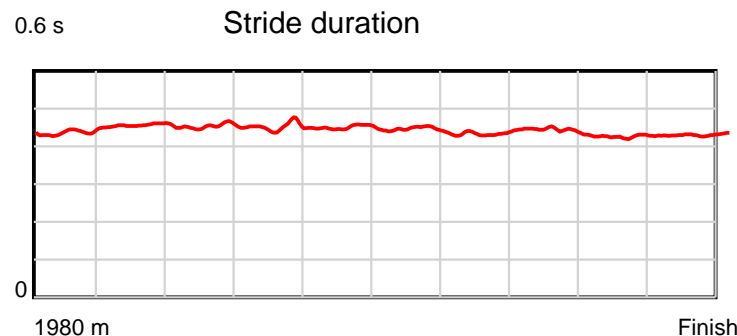
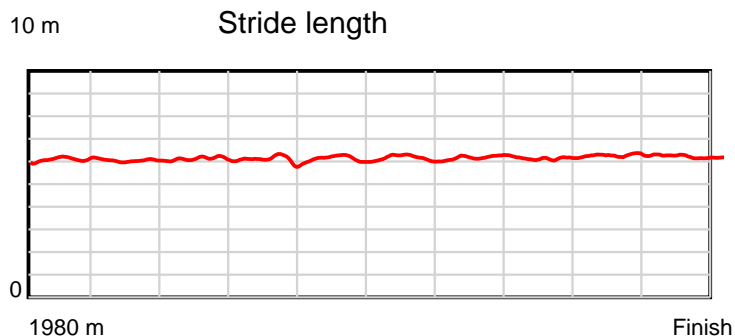
Disclaimer.

HRNZ and NZMTC and Thoroughbred Ratings Pty Ltd accepts no responsibility for the completeness or accuracy of any of the information contained herein, and makes no representations about its suitability for any particular purpose. Users should make their own judgements about those matters and/or seek independent advice. You assume all risks associated with use of the data provided on this page.

Race Results

July 12, 2024, Race 8, DOWNBYTHESEASIDE 'MAKING A SPLASH' MOBILE PACE, Distance 1980m, Addington - Survey 1980m

Result	TAB no.	Horse (Barrier)	1980 to	1800m to	1600m to	1400m to	1200m to	1000m to	800m to	600m to	400m to	200m to	Total or	Margin
11th	9	Dancing Desire (9)	1800m	1600m	1400m	1200m	1000m	800m	600m	400m	200m	WP	Average	
		Position in running (margin)	-	11(5.9)	14(14.3)	14(16.3)	14(14.2)	14(15.3)	14(16.9)	14(10.1)	14(9.5)	13(10.9)		9.40
		Sectional time (s)	13.12	15.88	15.30	14.96	15.24	14.70	13.99	15.02	14.17	13.89		
		Cumulative time (s)	146.27	133.15	117.27	101.97	87.01	71.77	57.07	43.08	28.06	13.89	2:26.27	
		Speed (m/s)	13.72	12.59	13.07	13.37	13.12	13.61	14.30	13.32	14.11	14.40	13.54	
		Stride length (m)	6.06	5.75	5.92	6.05	5.90	6.05	6.21	5.87	6.01	6.20	6.00	
		Stride duration (s)	0.437	0.456	0.453	0.453	0.450	0.445	0.435	0.441	0.426	0.430	0.443	
		Stride efficiency (%)	57.36	51.60	54.78	57.21	54.42	57.23	60.29	53.93	56.53	60.04	56.24	
		Stride count	29.71	34.81	33.78	33.05	33.89	33.05	32.20	34.04	33.25	32.26	330.04	



Note: Horizontal distance axis grid lines are 200m furlongs.

Disclaimer.

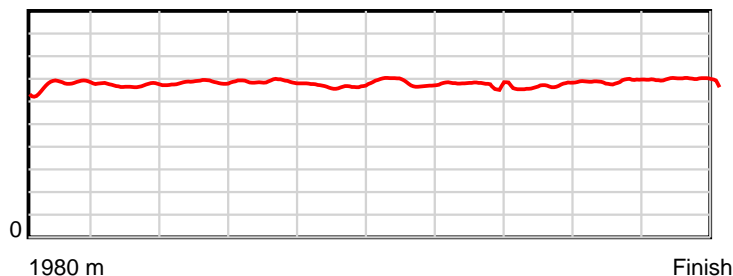
HRNZ and NZMTC and Thoroughbred Ratings Pty Ltd accepts no responsibility for the completeness or accuracy of any of the information contained herein, and makes no representations about its suitability for any particular purpose. Users should make their own judgements about those matters and/or seek independent advice. You assume all risks associated with use of the data provided on this page.

Race Results

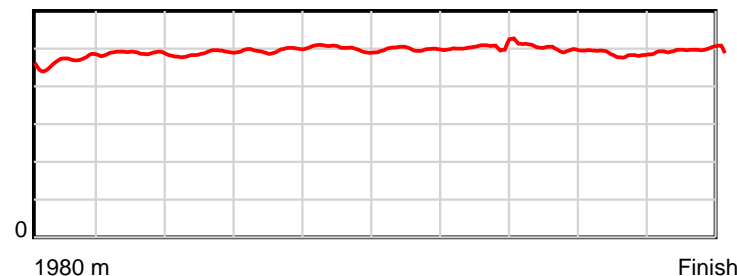
July 12, 2024, Race 8, DOWNBYTHESEASIDE 'MAKING A SPLASH' MOBILE PACE, Distance 1980m, Addington - Survey 1980m

Result	TAB no.	Horse (Barrier)	1980 to	1800m to	1600m to	1400m to	1200m to	1000m to	800m to	600m to	400m to	200m to	Total or	Margin
12th	7	Our Shangri La... (7)	1800m	1600m	1400m	1200m	1000m	800m	600m	400m	200m	WP	Average	
		Position in running (margin)	-	7(3.7)	9(7.1)	7(6.4)	2(1.8)	5(2.7)	5(4.6)	6(4.6)	7(5.3)	10(9.0)		10.20
		Sectional time (s)	12.65	15.03	14.86	14.54	15.20	14.73	15.14	15.24	14.55	14.47		
		Cumulative time (s)	146.41	133.76	118.73	103.87	89.33	74.13	59.40	44.26	29.02	14.47	2:26.41	
		Speed (m/s)	14.23	13.31	13.46	13.76	13.16	13.58	13.21	13.12	13.75	13.82	13.52	
		Stride length (m)	6.68	6.50	6.57	6.83	6.58	6.78	6.55	6.56	6.68	6.74	6.64	
		Stride duration (s)	0.468	0.489	0.488	0.497	0.500	0.499	0.495	0.500	0.486	0.488	0.491	
		Stride efficiency (%)	69.69	66.02	67.42	72.96	67.58	71.82	66.95	67.33	69.63	71.05	68.99	
		Stride count	26.95	30.77	30.45	29.27	30.41	29.50	30.56	30.47	29.96	29.66	298.00	

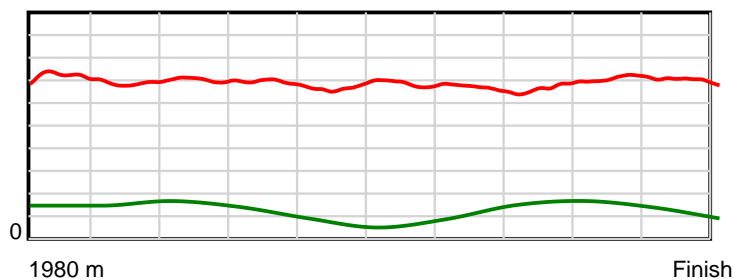
10 m Stride length



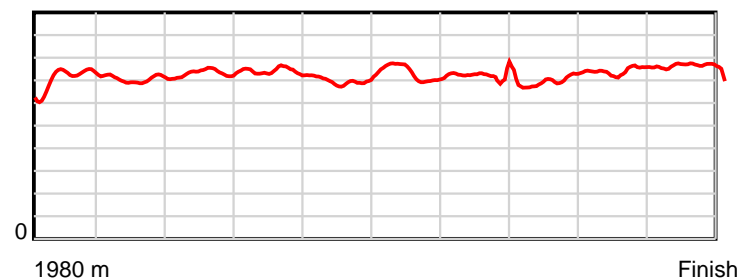
0.6 s Stride duration



20 m/sec Speed



100 % Stride efficiency



Note: Horizontal distance axis grid lines are 200m furlongs.

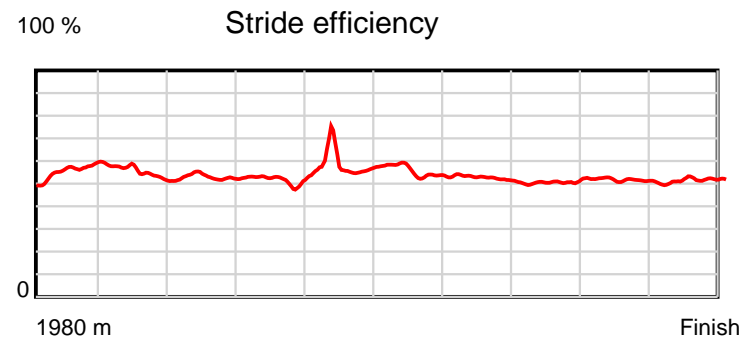
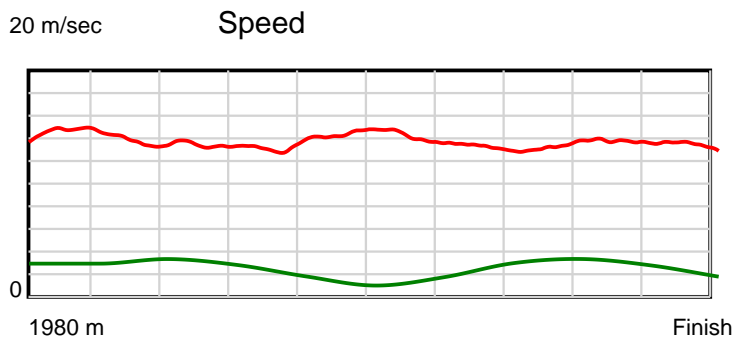
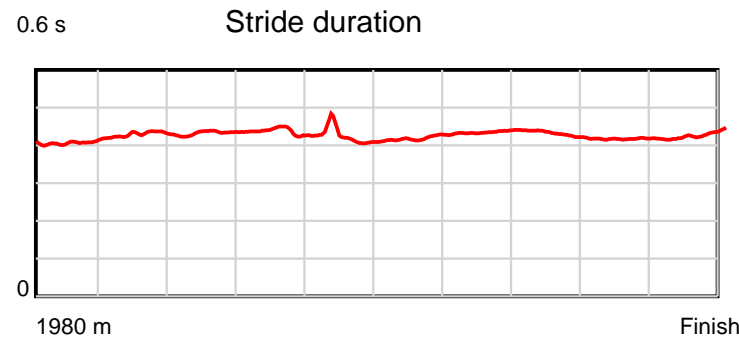
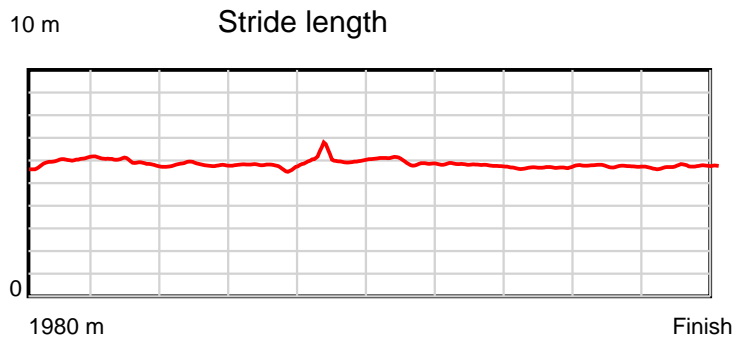
Disclaimer.

HRNZ and NZMTC and Thoroughbred Ratings Pty Ltd accepts no responsibility for the completeness or accuracy of any of the information contained herein, and makes no representations about its suitability for any particular purpose. Users should make their own judgements about those matters and/or seek independent advice. You assume all risks associated with use of the data provided on this page.

Race Results

July 12, 2024, Race 8, DOWNBYTHESEASIDE 'MAKING A SPLASH' MOBILE PACE, Distance 1980m, Addington - Survey 1980m

Result	TAB no.	Horse (Barrier)	1980 to	1800m to	1600m to	1400m to	1200m to	1000m to	800m to	600m to	400m to	200m to	Total or	Margin
13th	3	Obsession (3)	1800m	1600m	1400m	1200m	1000m	800m	600m	400m	200m	WP	Average	
		Position in running (margin)	-	4(2.4)	4(4.6)	6(6.4)	8(5.7)	3(1.4)	2(0.9)	2(0.6)	2(1.9)	5(7.2)		11.00
		Sectional time (s)	12.59	14.84	15.27	15.19	14.34	14.36	15.08	15.34	14.82	14.73		
		Cumulative time (s)	146.56	133.97	119.13	103.86	88.67	74.33	59.97	44.89	29.55	14.73	2:26.56	
		Speed (m/s)	14.30	13.48	13.10	13.17	13.95	13.93	13.26	13.04	13.50	13.58	13.51	
		Stride length (m)	5.92	5.79	5.67	5.75	5.87	5.85	5.77	5.60	5.63	5.81	5.76	
		Stride duration (s)	0.406	0.430	0.433	0.437	0.420	0.420	0.435	0.429	0.417	0.428	0.426	
		Stride efficiency (%)	54.78	52.37	50.19	51.62	53.76	53.39	52.07	48.97	49.49	52.73	51.86	
		Stride count	30.40	34.55	35.29	34.80	34.10	34.22	34.65	35.73	35.54	34.43	343.71	



Note: Horizontal distance axis grid lines are 200m furlongs.


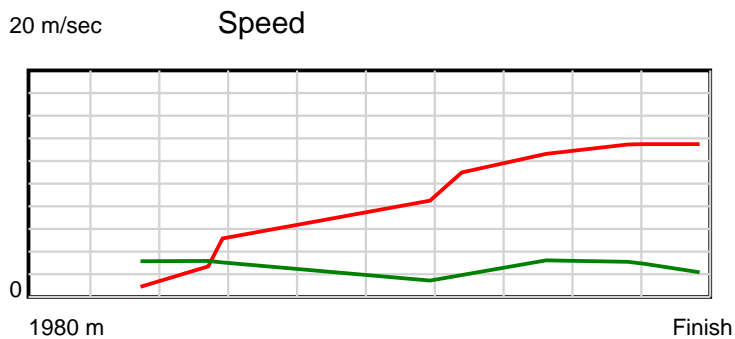
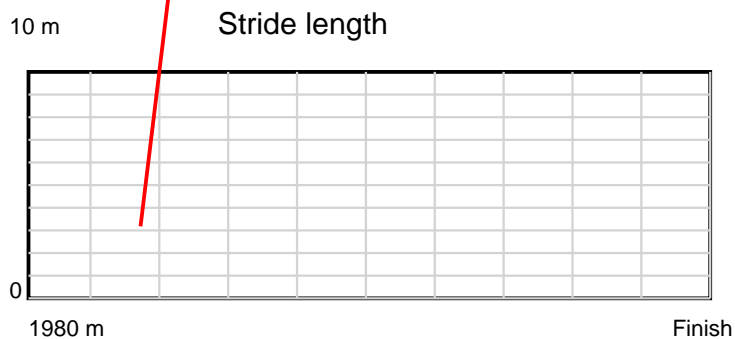
Disclaimer.

HRNZ and NZMTC and Thoroughbred Ratings Pty Ltd accepts no responsibility for the completeness or accuracy of any of the information contained herein, and makes no representations about its suitability for any particular purpose. Users should make their own judgements about those matters and/or seek independent advice. You assume all risks associated with use of the data provided on this page.

Race Results

July 12, 2024, Race 8, DOWNBYTHESEASIDE 'MAKING A SPLASH' MOBILE PACE, Distance 1980m, Addington - Survey 1980m

Result	TAB no.	Horse (Barrier)	1980 to	1800m to	1600m to	1400m to	1200m to	1000m to	800m to	600m to	400m to	200m to	Total or	Margin
14th	8	Major Sweetart (8)	1800m	1600m	1400m	1200m	1000m	800m	600m	400m	200m	WP	Average	
		Position in running (margin)	-	13(6.0)	13(12.0)	13(14.4)	13(12.1)	13(13.1)	13(14.7)	11(8.4)	12(8.2)	14(20.0)		36.20
		Sectional time (s)	12.98	15.48	15.37	14.92	15.22	14.68	14.10	15.08	15.91	17.48		
		Cumulative time (s)	151.22	138.24	122.76	107.39	92.47	77.25	62.57	48.47	33.39	17.48	2:31.22	
		Speed (m/s)	13.87	12.92	13.01	13.40	13.14	13.62	14.18	13.26	12.57	11.44	13.09	
		Stride length (m)	50.02	63.52	143.75	42.63	41.80	52.67	120.59	129.52	130.28	60.07	67.14	
		Stride duration (s)	3.557	4.915	11.047	3.181	3.181	3.867	8.500	9.765	10.362	5.250	5.128	
		Stride efficiency (%)	3910.15	6304.06	32290.98	2840.29	2729.90	4334.62	22723.79	26213.63	26521.53	5638.94	7044.40	
		Stride count	3.60	3.15	1.39	4.69	4.79	3.80	1.66	1.54	1.54	3.33	29.49	



Note: Horizontal distance axis grid lines are 200m furlongs.

Disclaimer.

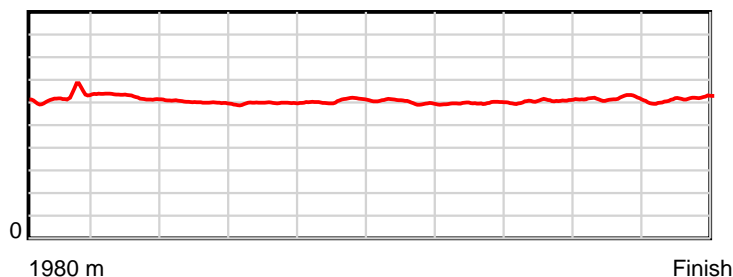
HRNZ and NZMTC and Thoroughbred Ratings Pty Ltd accepts no responsibility for the completeness or accuracy of any of the information contained herein, and makes no representations about its suitability for any particular purpose. Users should make their own judgements about those matters and/or seek independent advice. You assume all risks associated with use of the data provided on this page.

Race Results

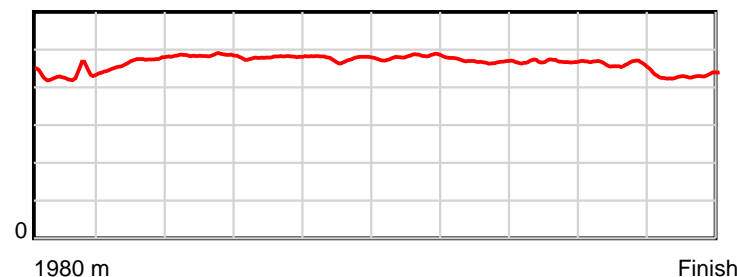
July 12, 2024, Race 9, STORER MOTORS MOBILE TROT, Distance 1980m, Addington - Survey 1980m

Result	TAB no.	Horse (Barrier)	1980 to	1800m to	1600m to	1400m to	1200m to	1000m to	800m to	600m to	400m to	200m to	Total or	Margin
1st	9	Clyde (7)	1800m	1600m	1400m	1200m	1000m	800m	600m	400m	200m	WP	Average	
		Position in running (margin)	-	2(0.2)	1(0.0)	1(0.0)	1(0.0)	1(0.0)	1(0.0)	1(0.0)	1(0.0)	1(0.0)		0.00
		Sectional time (s)	12.68	15.18	16.34	16.02	15.67	15.84	15.63	15.55	15.09	13.85		
		Cumulative time (s)	151.85	139.17	123.99	107.65	91.63	75.96	60.12	44.49	28.94	13.85	2:31.85	
		Speed (m/s)	14.20	13.18	12.24	12.48	12.76	12.63	12.80	12.86	13.25	14.44	13.04	
		Stride length (m)	6.15	6.15	5.94	5.99	6.08	6.08	6.00	6.02	6.09	6.21	6.07	
		Stride duration (s)	0.430	0.467	0.485	0.479	0.477	0.482	0.469	0.468	0.459	0.430	0.465	
		Stride efficiency (%)	59.14	59.11	55.07	56.00	57.85	57.80	56.26	56.68	57.98	60.25	57.57	
		Stride count	29.26	32.52	33.69	33.41	32.87	32.89	33.33	33.21	32.83	32.21	326.22	

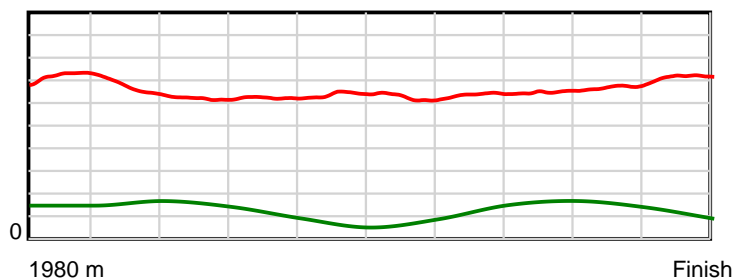
10 m Stride length



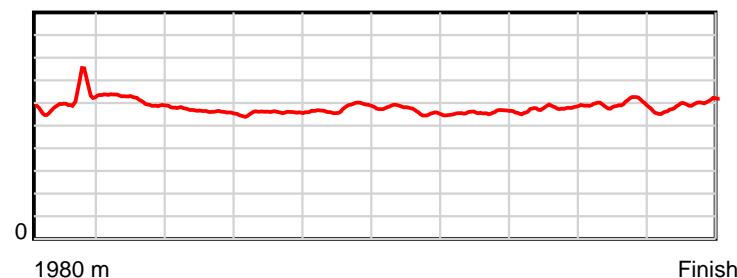
0.6 s Stride duration



20 m/sec Speed



100 % Stride efficiency



Note: Horizontal distance axis grid lines are 200m furlongs.

Disclaimer.

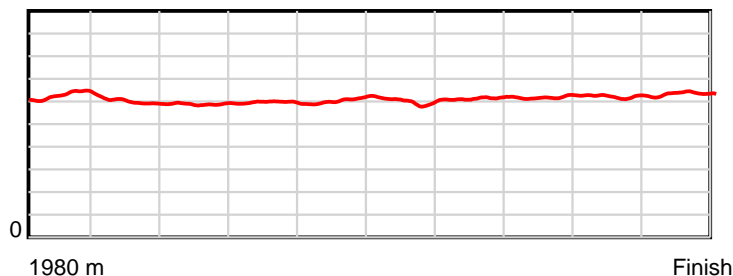
HRNZ and NZMTC and Thoroughbred Ratings Pty Ltd accepts no responsibility for the completeness or accuracy of any of the information contained herein, and makes no representations about its suitability for any particular purpose. Users should make their own judgements about those matters and/or seek independent advice. You assume all risks associated with use of the data provided on this page.

Race Results

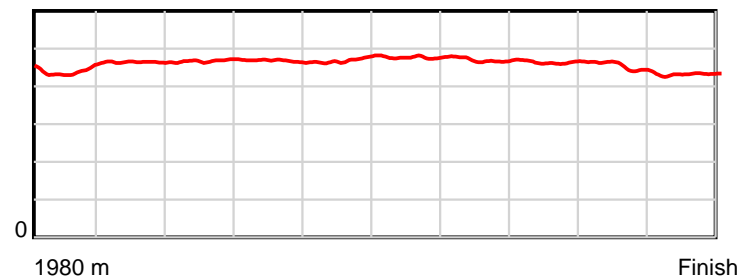
July 12, 2024, Race 9, STORER MOTORS MOBILE TROT, Distance 1980m, Addington - Survey 1980m

Result	TAB no.	Horse (Barrier)	1980 to	1800m to	1600m to	1400m to	1200m to	1000m to	800m to	600m to	400m to	200m to	Total or	Margin
2nd	7	Paris Prince (5)	1800m	1600m	1400m	1200m	1000m	800m	600m	400m	200m	WP	Average	
		Position in running (margin)	-	3(1.5)	4(4.9)	4(5.2)	4(3.4)	4(3.8)	5(4.6)	4(3.7)	4(2.1)	3(1.6)		0.50
		Sectional time (s)	12.98	15.78	16.38	15.73	15.72	15.98	15.48	15.28	15.01	13.61		
		Cumulative time (s)	151.95	138.97	123.19	106.81	91.08	75.36	59.38	43.90	28.62	13.61	2:31.95	
		Speed (m/s)	13.87	12.67	12.21	12.71	12.72	12.52	12.92	13.09	13.32	14.70	13.03	
		Stride length (m)	6.17	5.88	5.71	5.95	5.98	5.96	6.07	6.06	6.01	6.35	6.01	
		Stride duration (s)	0.439	0.464	0.468	0.468	0.470	0.476	0.469	0.463	0.451	0.432	0.461	
		Stride efficiency (%)	59.47	54.09	50.92	55.27	55.89	55.57	57.53	57.48	56.47	63.01	56.42	
		Stride count	29.18	33.99	35.04	33.63	33.44	33.54	32.96	32.98	33.27	31.50	329.53	

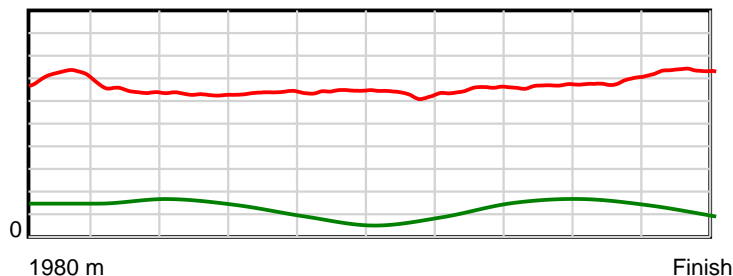
10 m Stride length



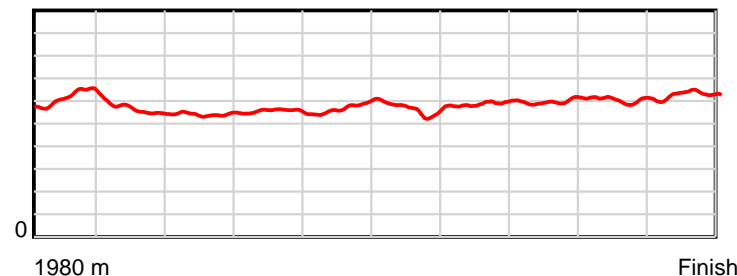
0.6 s Stride duration



20 m/sec Speed



100 % Stride efficiency



Note: Horizontal distance axis grid lines are 200m furlongs.

Disclaimer.

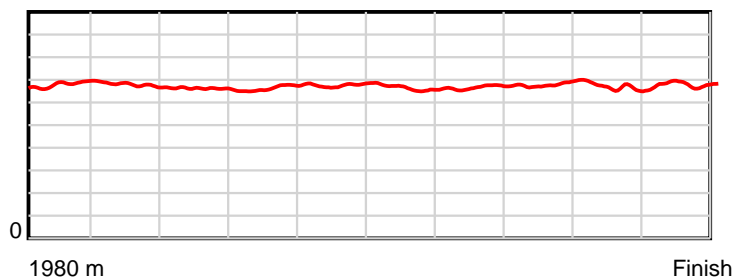
HRNZ and NZMTC and Thoroughbred Ratings Pty Ltd accepts no responsibility for the completeness or accuracy of any of the information contained herein, and makes no representations about its suitability for any particular purpose. Users should make their own judgements about those matters and/or seek independent advice. You assume all risks associated with use of the data provided on this page.

Race Results

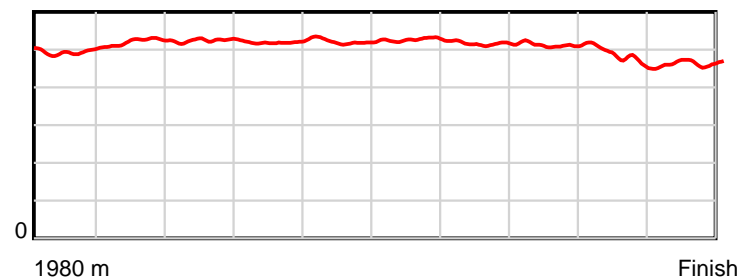
July 12, 2024, Race 9, STORER MOTORS MOBILE TROT, Distance 1980m, Addington - Survey 1980m

Result	TAB no.	Horse (Barrier)	1980 to	1800m to	1600m to	1400m to	1200m to	1000m to	800m to	600m to	400m to	200m to	Total or	Margin
3rd	4	Paramount Lady (4)	1800m	1600m	1400m	1200m	1000m	800m	600m	400m	200m	WP	Average	
		Position in running (margin)	-	5(4.0)	6(7.5)	6(7.6)	6(5.6)	6(5.8)	7(6.2)	6(5.2)	6(4.4)	4(2.7)		1.20
		Sectional time (s)	13.44	15.80	16.34	15.69	15.69	15.90	15.48	15.41	14.79	13.53		
		Cumulative time (s)	152.07	138.63	122.83	106.49	90.80	75.11	59.21	43.73	28.32	13.53	2:32.07	
		Speed (m/s)	13.39	12.66	12.24	12.75	12.75	12.58	12.92	12.98	13.52	14.78	13.02	
		Stride length (m)	6.76	6.60	6.41	6.62	6.65	6.62	6.67	6.65	6.45	6.87	6.63	
		Stride duration (s)	0.493	0.521	0.524	0.520	0.521	0.526	0.516	0.513	0.477	0.465	0.509	
		Stride efficiency (%)	71.35	68.04	64.30	68.57	69.04	68.41	69.43	69.17	65.06	73.69	68.61	
		Stride count	26.64	30.31	31.18	30.19	30.09	30.23	30.00	30.06	31.00	29.12	298.82	

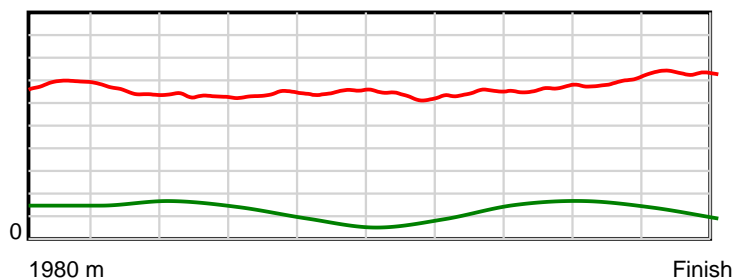
10 m Stride length



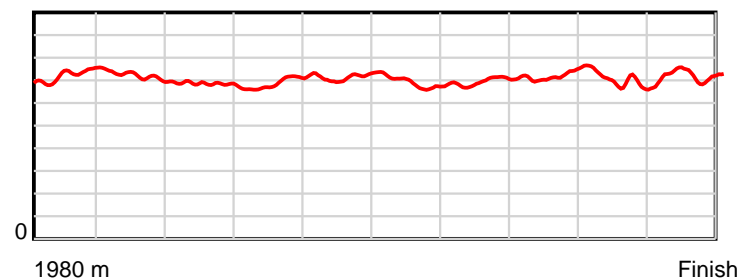
0.6 s Stride duration



20 m/sec Speed



100 % Stride efficiency



Note: Horizontal distance axis grid lines are 200m furlongs.

Disclaimer.

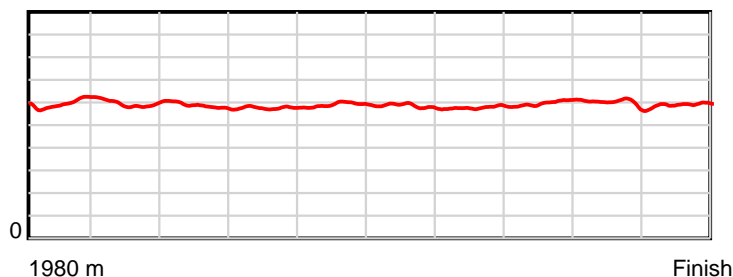
HRNZ and NZMTC and Thoroughbred Ratings Pty Ltd accepts no responsibility for the completeness or accuracy of any of the information contained herein, and makes no representations about its suitability for any particular purpose. Users should make their own judgements about those matters and/or seek independent advice. You assume all risks associated with use of the data provided on this page.

Race Results

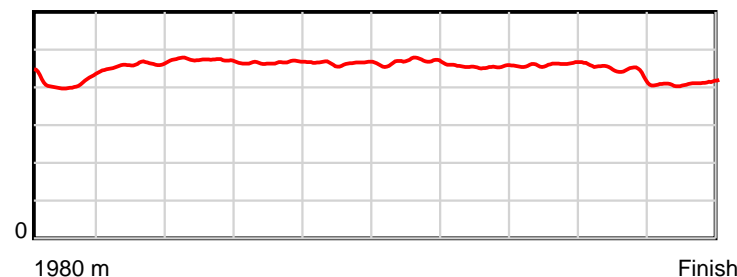
July 12, 2024, Race 9, STORER MOTORS MOBILE TROT, Distance 1980m, Addington - Survey 1980m

Result	TAB no.	Horse (Barrier)	1980 to	1800m to	1600m to	1400m to	1200m to	1000m to	800m to	600m to	400m to	200m to	Total or	Margin
4th	3	Izia (3)	1800m	1600m	1400m	1200m	1000m	800m	600m	400m	200m	WP	Average	
		Position in running (margin)	-	1(0.0)	2(2.2)	2(2.4)	2(1.9)	2(1.8)	2(1.8)	3(2.0)	3(1.8)	2(1.0)		1.30
		Sectional time (s)	12.61	15.58	16.37	15.94	15.65	15.83	15.65	15.51	14.97	13.97		
		Cumulative time (s)	152.08	139.47	123.89	107.52	91.58	75.93	60.10	44.45	28.94	13.97	2:32.08	
		Speed (m/s)	14.28	12.84	12.22	12.55	12.78	12.63	12.78	12.89	13.36	14.32	13.02	
		Stride length (m)	5.90	5.90	5.78	5.85	5.93	5.91	5.82	5.94	5.92	5.88	5.88	
		Stride duration (s)	0.411	0.460	0.473	0.466	0.464	0.468	0.455	0.461	0.443	0.411	0.452	
		Stride efficiency (%)	54.33	54.46	52.15	53.41	54.93	54.60	52.90	55.17	54.68	54.10	54.06	
		Stride count	30.53	33.88	34.62	34.21	33.73	33.83	34.37	33.66	33.81	33.99	336.63	

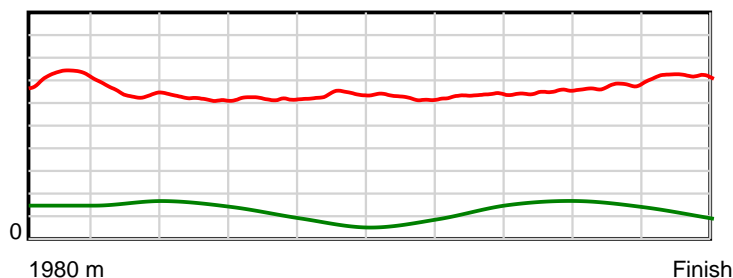
10 m Stride length



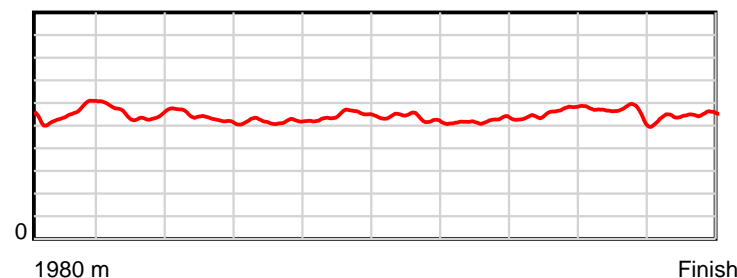
0.6 s Stride duration



20 m/sec Speed



100 % Stride efficiency



Note: Horizontal distance axis grid lines are 200m furlongs.

Disclaimer.

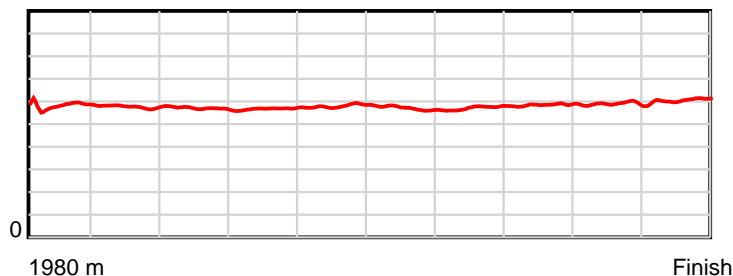
HRNZ and NZMTC and Thoroughbred Ratings Pty Ltd accepts no responsibility for the completeness or accuracy of any of the information contained herein, and makes no representations about its suitability for any particular purpose. Users should make their own judgements about those matters and/or seek independent advice. You assume all risks associated with use of the data provided on this page.

Race Results

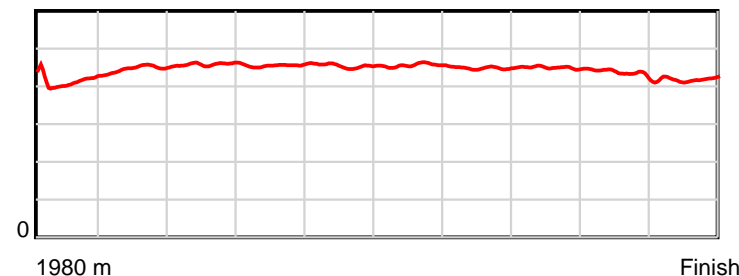
July 12, 2024, Race 9, STORER MOTORS MOBILE TROT, Distance 1980m, Addington - Survey 1980m

Result	TAB no.	Horse (Barrier)	1980 to	1800m to	1600m to	1400m to	1200m to	1000m to	800m to	600m to	400m to	200m to	Total or	Margin
5th	2	Imperial Comma... (2)	1800m	1600m	1400m	1200m	1000m	800m	600m	400m	200m	WP	Average	
		Position in running (margin)	-	4(1.6)	3(4.4)	3(4.3)	5(4.3)	5(4.0)	4(3.8)	5(4.1)	5(3.6)	5(3.0)		2.50
		Sectional time (s)	12.90	15.68	16.32	16.01	15.62	15.80	15.68	15.47	14.98	13.85		
		Cumulative time (s)	152.31	139.41	123.73	107.41	91.40	75.78	59.98	44.30	28.83	13.85	2:32.31	
		Speed (m/s)	13.96	12.76	12.25	12.49	12.80	12.66	12.76	12.93	13.35	14.44	13.00	
		Stride length (m)	5.79	5.70	5.62	5.69	5.82	5.77	5.72	5.81	5.80	6.06	5.78	
		Stride duration (s)	0.412	0.447	0.459	0.455	0.454	0.456	0.448	0.450	0.435	0.420	0.444	
		Stride efficiency (%)	52.32	50.83	49.37	50.54	52.88	52.08	51.13	52.80	52.60	57.46	52.14	
		Stride count	31.11	35.07	35.58	35.17	34.38	34.64	34.96	34.41	34.47	32.98	342.77	

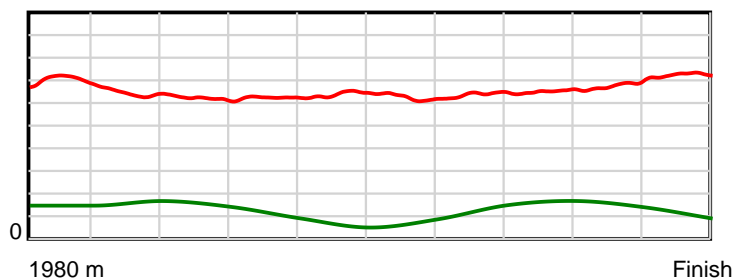
10 m Stride length



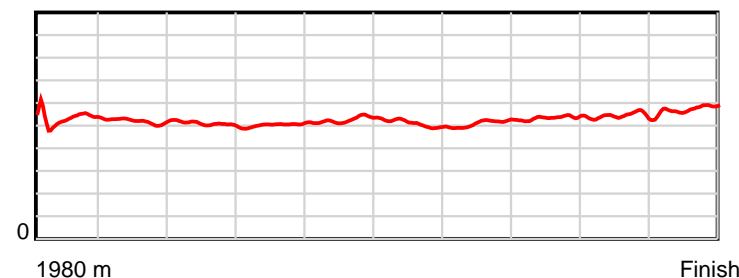
0.6 s Stride duration



20 m/sec Speed



100 % Stride efficiency



Note: Horizontal distance axis grid lines are 200m furlongs.

Disclaimer.

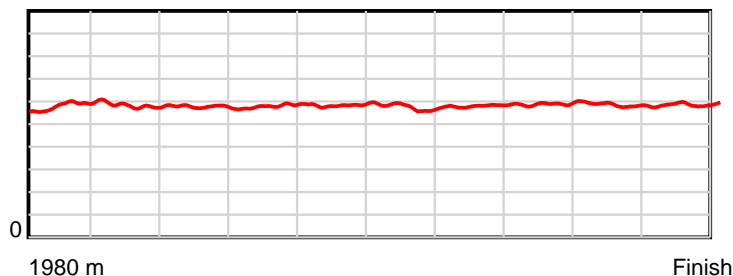
HRNZ and NZMTC and Thoroughbred Ratings Pty Ltd accepts no responsibility for the completeness or accuracy of any of the information contained herein, and makes no representations about its suitability for any particular purpose. Users should make their own judgements about those matters and/or seek independent advice. You assume all risks associated with use of the data provided on this page.

Race Results

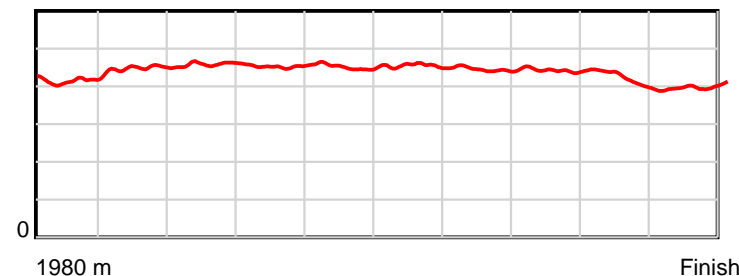
July 12, 2024, Race 9, STORER MOTORS MOBILE TROT, Distance 1980m, Addington - Survey 1980m

Result	TAB no.	Horse (Barrier)	1980 to	1800m to	1600m to	1400m to	1200m to	1000m to	800m to	600m to	400m to	200m to	Total or	Margin
6th	10	Special Effect... (8)	1800m	1600m	1400m	1200m	1000m	800m	600m	400m	200m	WP	Average	
		Position in running (margin)	-	7(5.6)	7(9.2)	7(9.5)	8(7.2)	8(7.9)	8(8.4)	8(7.0)	8(6.1)	7(4.3)		2.90
		Sectional time (s)	13.53	15.81	16.39	15.63	15.78	15.93	15.39	15.40	14.78	13.74		
		Cumulative time (s)	152.38	138.85	123.04	106.65	91.02	75.24	59.31	43.92	28.52	13.74	2:32.38	
		Speed (m/s)	13.31	12.65	12.20	12.80	12.67	12.55	13.00	12.99	13.53	14.56	12.99	
		Stride length (m)	5.74	5.67	5.60	5.79	5.73	5.70	5.78	5.75	5.65	5.82	5.72	
		Stride duration (s)	0.414	0.448	0.459	0.453	0.452	0.454	0.445	0.443	0.417	0.399	0.440	
		Stride efficiency (%)	51.44	50.31	48.96	52.44	51.24	50.84	52.26	51.74	49.82	52.85	51.17	
		Stride count	31.37	35.25	35.73	34.52	34.93	35.07	34.58	34.76	35.42	34.39	346.02	

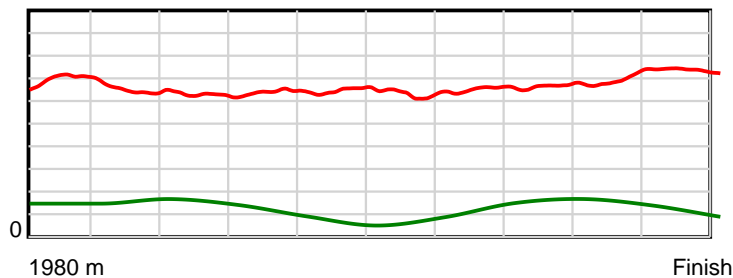
10 m Stride length



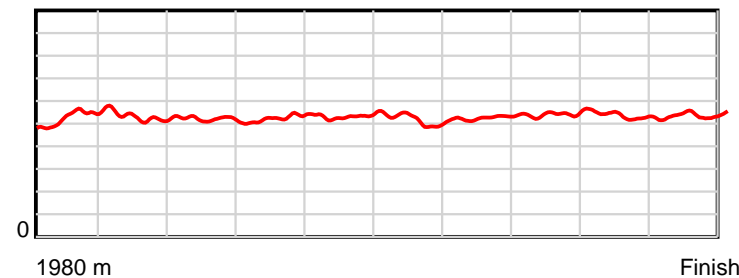
0.6 s Stride duration



20 m/sec Speed



100 % Stride efficiency



Note: Horizontal distance axis grid lines are 200m furlongs.

Disclaimer.

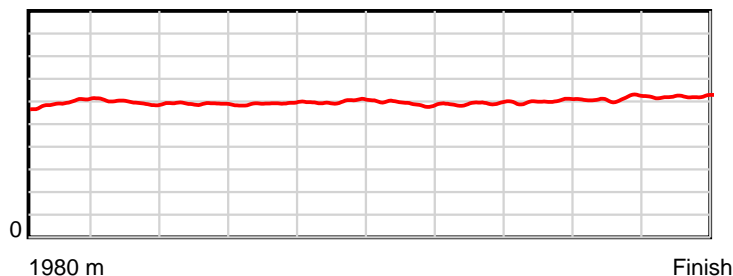
HRNZ and NZMTC and Thoroughbred Ratings Pty Ltd accepts no responsibility for the completeness or accuracy of any of the information contained herein, and makes no representations about its suitability for any particular purpose. Users should make their own judgements about those matters and/or seek independent advice. You assume all risks associated with use of the data provided on this page.

Race Results

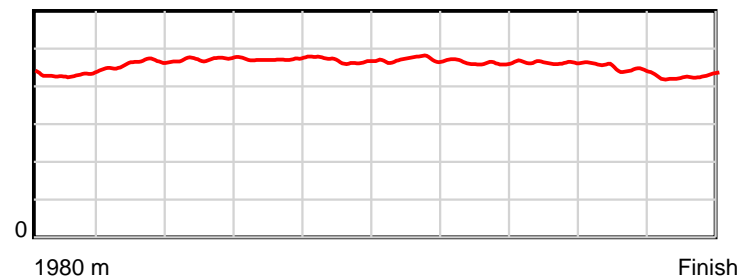
July 12, 2024, Race 9, STORER MOTORS MOBILE TROT, Distance 1980m, Addington - Survey 1980m

Result	TAB no.	Horse (Barrier)	1980 to	1800m to	1600m to	1400m to	1200m to	1000m to	800m to	600m to	400m to	200m to	Total or	Margin
7th	1	High Noon (1)	1800m	1600m	1400m	1200m	1000m	800m	600m	400m	200m	WP	Average	
		Position in running (margin)	-	6(4.5)	5(6.5)	5(6.2)	7(6.2)	7(6.1)	6(6.1)	7(5.9)	7(5.5)	6(4.1)		3.10
		Sectional time (s)	13.40	15.55	16.29	16.00	15.66	15.84	15.59	15.49	14.85	13.75		
		Cumulative time (s)	152.42	139.02	123.47	107.18	91.18	75.52	59.68	44.09	28.60	13.75	2:32.42	
		Speed (m/s)	13.43	12.86	12.28	12.50	12.77	12.63	12.83	12.91	13.47	14.55	12.99	
		Stride length (m)	5.91	5.93	5.80	5.90	5.98	5.95	5.93	5.98	6.04	6.20	5.96	
		Stride duration (s)	0.430	0.461	0.473	0.472	0.468	0.471	0.463	0.463	0.449	0.426	0.459	
		Stride efficiency (%)	54.58	54.89	52.60	54.35	55.87	55.40	55.03	55.86	57.01	60.03	55.53	
		Stride count	30.46	33.75	34.47	33.91	33.45	33.59	33.70	33.45	33.11	32.27	332.16	

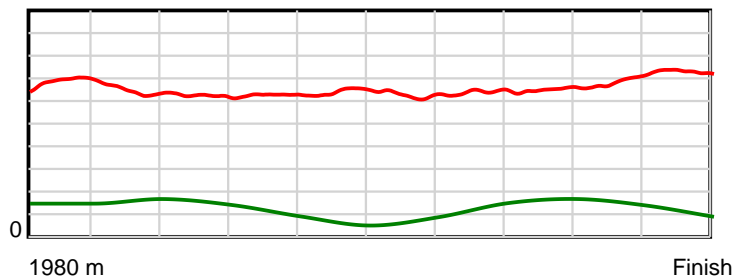
10 m Stride length



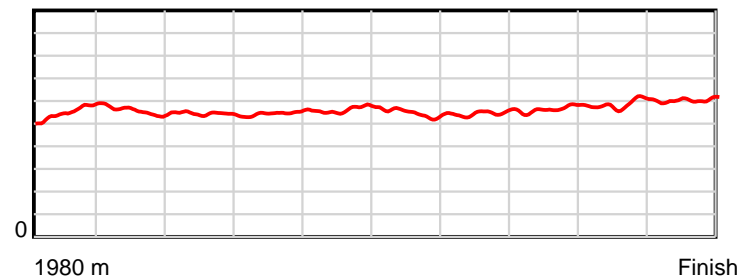
0.6 s Stride duration



20 m/sec Speed



100 % Stride efficiency



Note: Horizontal distance axis grid lines are 200m furlongs.

Disclaimer.

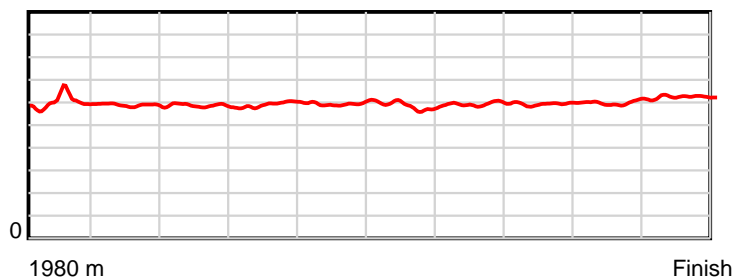
HRNZ and NZMTC and Thoroughbred Ratings Pty Ltd accepts no responsibility for the completeness or accuracy of any of the information contained herein, and makes no representations about its suitability for any particular purpose. Users should make their own judgements about those matters and/or seek independent advice. You assume all risks associated with use of the data provided on this page.

Race Results

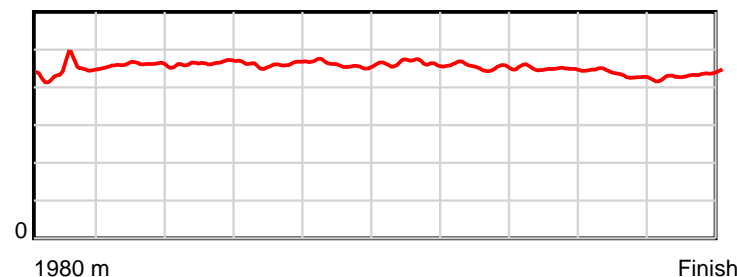
July 12, 2024, Race 9, STORER MOTORS MOBILE TROT, Distance 1980m, Addington - Survey 1980m

Result	TAB no.	Horse (Barrier)	1980 to	1800m to	1600m to	1400m to	1200m to	1000m to	800m to	600m to	400m to	200m to	Total or	Margin
8th	8	It's So Easy (6)	1800m	1600m	1400m	1200m	1000m	800m	600m	400m	200m	WP	Average	
		Position in running (margin)	-	8(6.2)	8(11.3)	8(11.4)	9(9.5)	9(10.1)	9(10.7)	9(9.8)	9(8.3)	8(6.9)		7.20
		Sectional time (s)	13.73	16.06	16.35	15.70	15.77	15.93	15.48	15.30	14.85	14.01		
		Cumulative time (s)	153.18	139.45	123.39	107.04	91.34	75.57	59.64	44.16	28.86	14.01	2:33.18	
		Speed (m/s)	13.11	12.45	12.23	12.74	12.68	12.55	12.92	13.07	13.47	14.28	12.93	
		Stride length (m)	5.92	5.73	5.69	5.87	5.84	5.82	5.88	5.88	5.83	6.21	5.86	
		Stride duration (s)	0.443	0.460	0.465	0.461	0.460	0.463	0.455	0.449	0.433	0.435	0.453	
		Stride efficiency (%)	54.78	51.31	50.53	53.76	53.26	52.92	53.96	53.96	53.13	60.24	53.69	
		Stride count	30.40	34.90	35.17	34.10	34.26	34.37	34.04	34.04	34.30	32.21	337.79	

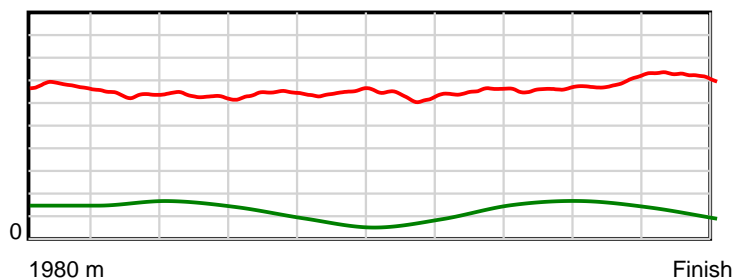
10 m Stride length



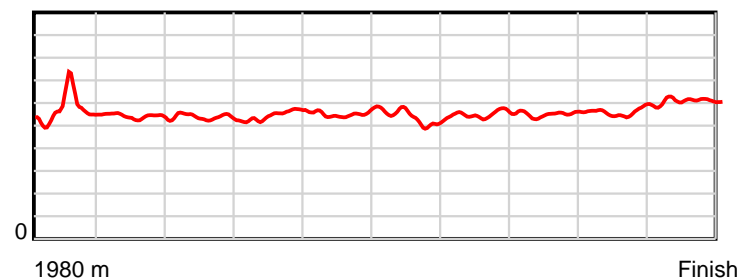
0.6 s Stride duration



20 m/sec Speed



100 % Stride efficiency



Note: Horizontal distance axis grid lines are 200m furlongs.

Disclaimer.

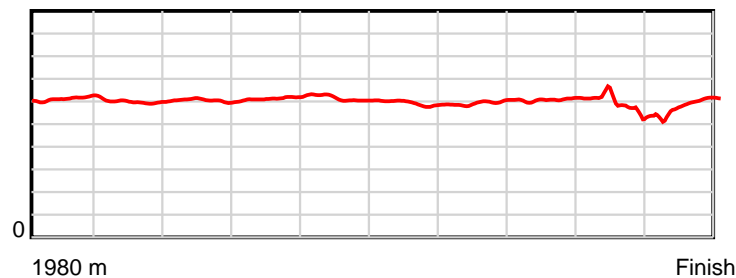
HRNZ and NZMTC and Thoroughbred Ratings Pty Ltd accepts no responsibility for the completeness or accuracy of any of the information contained herein, and makes no representations about its suitability for any particular purpose. Users should make their own judgements about those matters and/or seek independent advice. You assume all risks associated with use of the data provided on this page.

Race Results

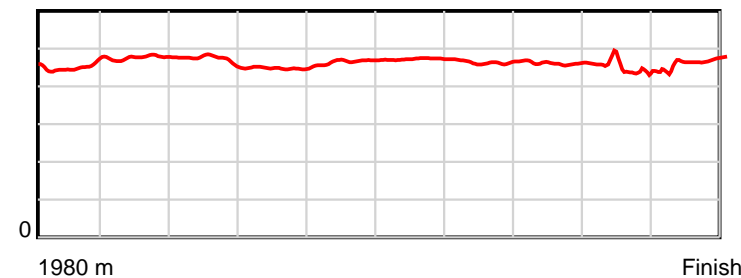
July 12, 2024, Race 9, STORER MOTORS MOBILE TROT, Distance 1980m, Addington - Survey 1980m

Result	TAB no.	Horse (Barrier)	1980 to	1800m to	1600m to	1400m to	1200m to	1000m to	800m to	600m to	400m to	200m to	Total or	Margin
9th	11	Here Comes Jan... (0)	1800m	1600m	1400m	1200m	1000m	800m	600m	400m	200m	WP	Average	
		Position in running (margin)	-	9(8.1)	9(14.2)	9(12.4)	3(3.4)	3(2.0)	3(2.4)	2(1.5)	2(0.6)	9(6.9)		16.70
		Sectional time (s)	14.16	16.23	16.04	14.51	15.44	15.90	15.47	15.39	16.15	15.64		
		Cumulative time (s)	154.93	140.77	124.54	108.50	93.99	78.55	62.65	47.18	31.79	15.64	2:34.93	
		Speed (m/s)	12.71	12.32	12.47	13.78	12.95	12.58	12.93	13.00	12.38	12.79	12.78	
		Stride length (m)	6.10	5.87	5.87	6.18	6.04	5.94	5.99	5.99	5.50	5.93	5.93	
		Stride duration (s)	0.451	0.476	0.471	0.449	0.466	0.472	0.463	0.461	0.444	0.464	0.464	
		Stride efficiency (%)	58.14	53.77	53.85	59.72	56.93	55.15	56.07	56.12	47.35	54.94	55.03	
		Stride count	29.51	34.10	34.07	32.35	33.13	33.67	33.39	33.37	36.33	33.73	333.65	

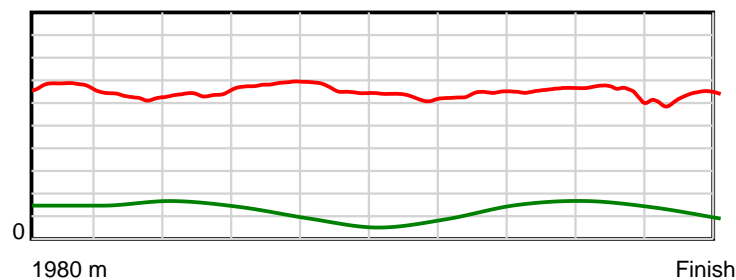
10 m Stride length



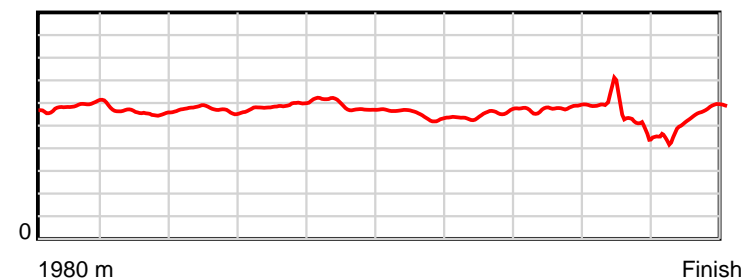
0.6 s Stride duration



20 m/sec Speed



100 % Stride efficiency



Note: Horizontal distance axis grid lines are 200m furlongs.

Disclaimer.

HRNZ and NZMTC and Thoroughbred Ratings Pty Ltd accepts no responsibility for the completeness or accuracy of any of the information contained herein, and makes no representations about its suitability for any particular purpose. Users should make their own judgements about those matters and/or seek independent advice. You assume all risks associated with use of the data provided on this page.



Race Results



July 12, 2024, Race 10, GOLD BAND TAXIS PACE, Distance 2600m, Addington - Survey 3200m

Result	TAB no.	Horse (Barrier)	2600 to	2400m to
1st	9	Choco Lou (9)	2400m	2200m
		Position in running (margin)	-	2(0.4)
		Sectional time (s)	16.33	15.21
		Cumulative time (s)	197.23	180.90
		Speed (m/s)	12.24	13.15
		Stride length (m)	5.71	5.92
		Stride duration (s)	0.463	0.450
		Stride efficiency (%)	51.02	54.74
		Stride count	35.00	33.79

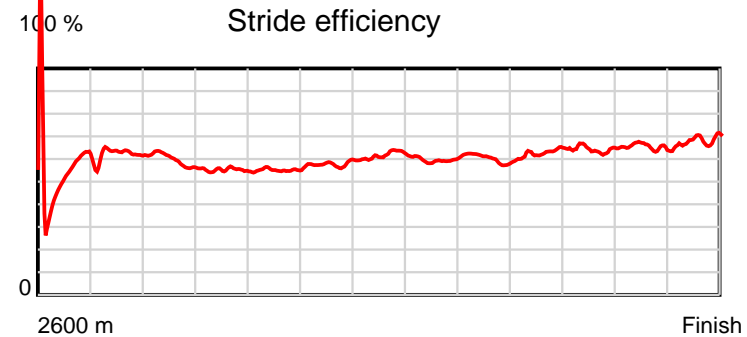
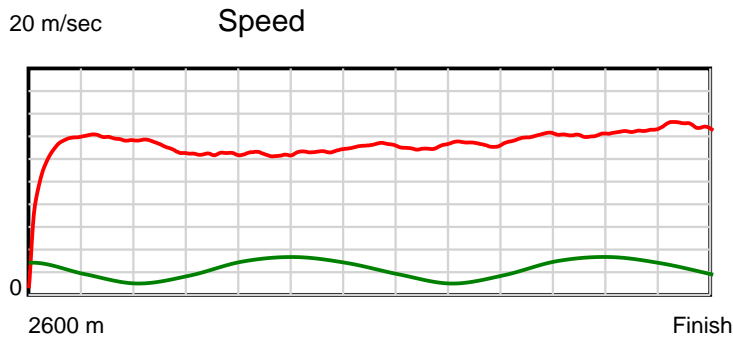
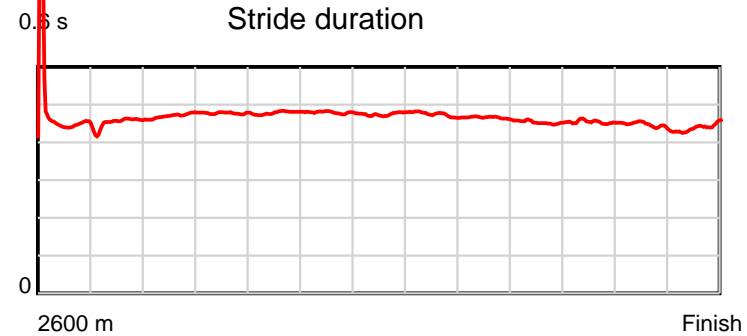
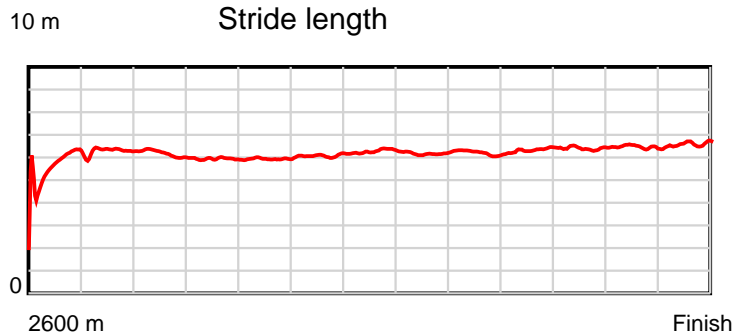
Disclaimer.

HRNZ and NZMTC and Thoroughbred Ratings Pty Ltd accepts no responsibility for the completeness or accuracy of any of the information contained herein, and makes no representations about its suitability for any particular purpose. Users should make their own judgements about those matters and/or seek independent advice. You assume all risks associated with use of the data provided on this page.

Race Results

July 12, 2024, Race 10, GOLD BAND TAXIS PACE, Distance 2600m, Addington - Survey 3200m

Result	TAB no.	Horse (Barrier)	2200m to	2000m to	1800m to	1600m to	1400m to	1200m to	1000m to	800m to	600m to	400m to	200m to	Total or	Margin
1st	9	Choco Lou (9)	2000m	1800m	1600m	1400m	1200m	1000m	800m	600m	400m	200m	WP	Average	
		Position in running (margin)	1(0.0)	1(0.0)	1(0.0)	1(0.0)	1(0.0)	1(0.0)	1(0.0)	1(0.0)	1(0.0)	2(0.1)	1(0.0)		0.00
		Sectional time (s)	15.32	16.16	16.50	15.96	15.17	15.35	14.90	14.36	14.57	13.89	13.51		
		Cumulative time (s)	165.69	150.37	134.21	117.71	101.75	86.58	71.23	56.33	41.97	27.40	13.51	3:17.23	
		Speed (m/s)	13.05	12.38	12.12	12.53	13.18	13.03	13.42	13.93	13.73	14.40	14.80	13.18	
		Stride length (m)	6.15	5.91	5.79	6.00	6.25	6.17	6.24	6.29	6.21	6.40	6.50	6.11	
		Stride duration (s)	0.471	0.477	0.478	0.479	0.474	0.473	0.465	0.452	0.452	0.444	0.439	0.464	
		Stride efficiency (%)	59.16	54.52	52.46	56.30	60.96	59.45	60.89	61.92	60.26	63.93	66.09	58.35	
		Stride count	32.50	33.86	34.52	33.32	32.02	32.43	32.04	31.77	32.21	31.27	30.75	425.48	



Note: Horizontal distance axis grid lines are 200m furlongs.

Disclaimer.

HRNZ and NZMTC and Thoroughbred Ratings Pty Ltd accepts no responsibility for the completeness or accuracy of any of the information contained herein, and makes no representations about its suitability for any particular purpose. Users should make their own judgements about those matters and/or seek independent advice. You assume all risks associated with use of the data provided on this page.



Race Results



July 12, 2024, Race 10, GOLD BAND TAXIS PACE, Distance 2600m, Addington - Survey 3200m

Result	TAB no.	Horse (Barrier)	2600 to	2400m to
2nd	1	Itsamoneymaker (1)	2400m	2200m
		Position in running (margin)	-	1(0.0)
		Sectional time (s)	16.34	15.38
		Cumulative time (s)	197.62	181.28
		Speed (m/s)	12.24	13.00
		Stride length (m)	5.49	5.99
		Stride duration (s)	0.435	0.460
		Stride efficiency (%)	47.16	55.98
		Stride count	36.41	33.41

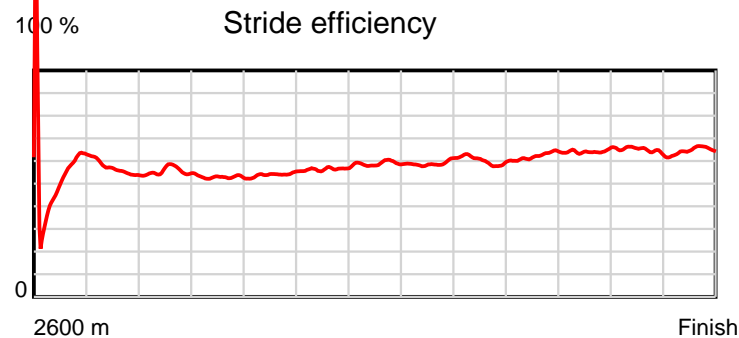
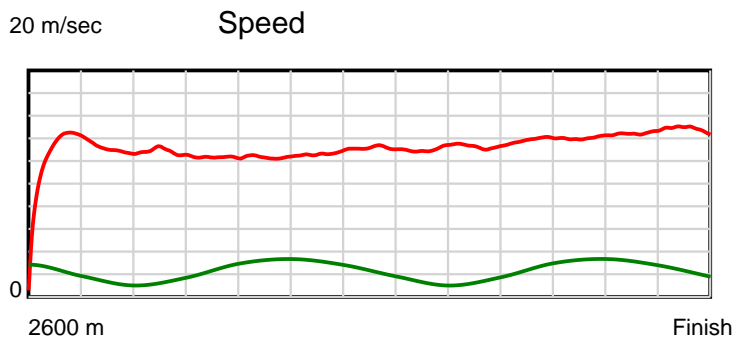
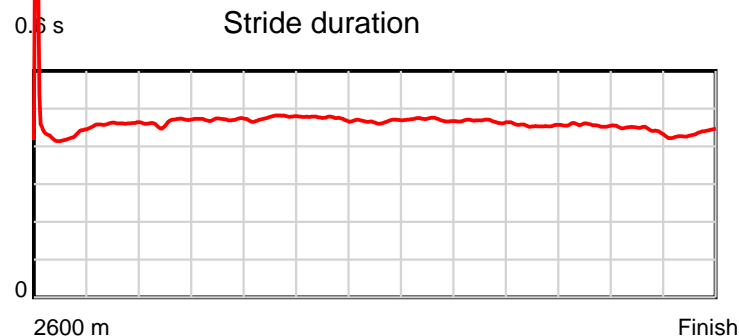
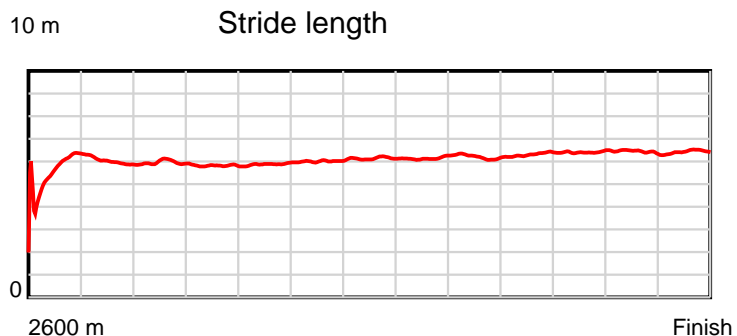
Disclaimer.

HRNZ and NZMTC and Thoroughbred Ratings Pty Ltd accepts no responsibility for the completeness or accuracy of any of the information contained herein, and makes no representations about its suitability for any particular purpose. Users should make their own judgements about those matters and/or seek independent advice. You assume all risks associated with use of the data provided on this page.

Race Results

July 12, 2024, Race 10, GOLD BAND TAXIS PACE, Distance 2600m, Addington - Survey 3200m

Result	TAB no.	Horse (Barrier)	2200m to	2000m to	1800m to	1600m to	1400m to	1200m to	1000m to	800m to	600m to	400m to	200m to	Total or	Margin
2nd	1	Itsamoneymaker (1)	2000m	1800m	1600m	1400m	1200m	1000m	800m	600m	400m	200m	WP	Average	
		Position in running (margin)	2(0.6)	2(1.1)	2(1.5)	2(0.6)	2(1.2)	2(1.6)	2(1.8)	2(1.2)	3(1.9)	3(0.9)	3(1.4)		2.10
		Sectional time (s)	15.40	16.23	16.34	16.07	15.23	15.39	14.80	14.48	14.38	14.00	13.58		
		Cumulative time (s)	165.90	150.50	134.27	117.93	101.86	86.63	71.24	56.44	41.96	27.58	13.58	3:17.62	
		Speed (m/s)	12.99	12.32	12.24	12.45	13.13	13.00	13.51	13.81	13.91	14.29	14.73	13.16	
		Stride length (m)	6.03	5.81	5.83	5.91	6.13	6.12	6.31	6.29	6.35	6.35	6.39	6.07	
		Stride duration (s)	0.464	0.472	0.476	0.475	0.467	0.471	0.467	0.455	0.456	0.445	0.434	0.461	
		Stride efficiency (%)	56.73	52.79	53.04	54.64	58.73	58.56	62.24	61.88	62.94	63.10	63.86	57.51	
		Stride count	33.19	34.41	34.33	33.82	32.62	32.67	31.69	31.78	31.51	31.47	31.29	428.60	



Note: Horizontal distance axis grid lines are 200m furlongs.

Disclaimer.

HRNZ and NZMTC and Thoroughbred Ratings Pty Ltd accepts no responsibility for the completeness or accuracy of any of the information contained herein, and makes no representations about its suitability for any particular purpose. Users should make their own judgements about those matters and/or seek independent advice. You assume all risks associated with use of the data provided on this page.



Race Results



July 12, 2024, Race 10, GOLD BAND TAXIS PACE, Distance 2600m, Addington - Survey 3200m

Result	TAB no.	Horse (Barrier)	2600 to 2400m	2400m to 2200m
3rd	2	Style Council (2)	2400m	2200m
		Position in running (margin)	-	3(1.4)
		Sectional time (s)	16.60	15.56
		Cumulative time (s)	197.94	181.34
		Speed (m/s)	12.04	12.85
		Stride length (m)	5.48	5.79
		Stride duration (s)	0.440	0.451
		Stride efficiency (%)	46.95	52.43
		Stride count	36.49	34.53

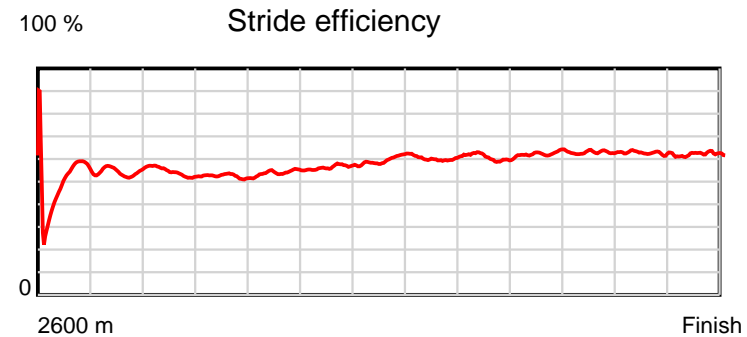
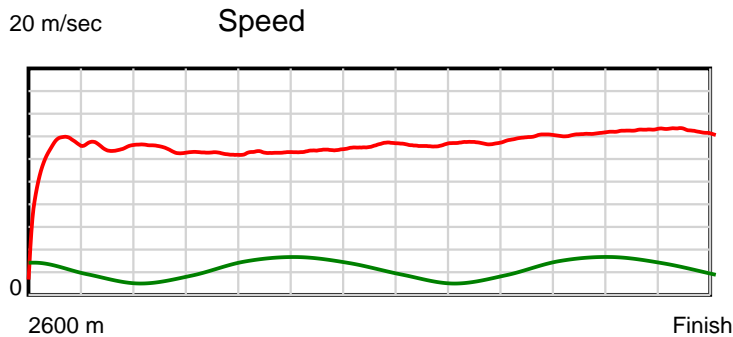
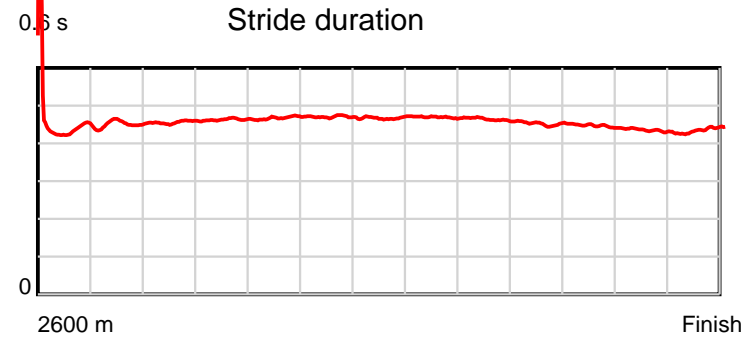
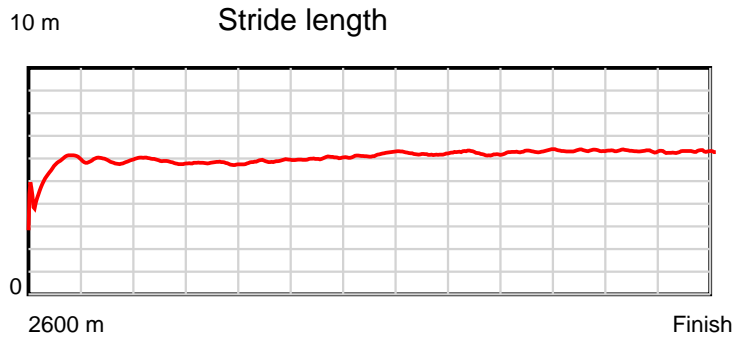
Disclaimer.

HRNZ and NZMTC and Thoroughbred Ratings Pty Ltd accepts no responsibility for the completeness or accuracy of any of the information contained herein, and makes no representations about its suitability for any particular purpose. Users should make their own judgements about those matters and/or seek independent advice. You assume all risks associated with use of the data provided on this page.

Race Results

July 12, 2024, Race 10, GOLD BAND TAXIS PACE, Distance 2600m, Addington - Survey 3200m

Result	TAB no.	Horse (Barrier)	2200m to	2000m to	1800m to	1600m to	1400m to	1200m to	1000m to	800m to	600m to	400m to	200m to	Total or	Margin
3rd	2	Style Council (2)	2000m	1800m	1600m	1400m	1200m	1000m	800m	600m	400m	200m	WP	Average	
		Position in running (margin)	4(3.1)	4(4.1)	3(3.5)	3(1.6)	3(2.5)	3(2.1)	3(2.0)	3(1.7)	2(1.1)	1(0.0)	2(1.0)		3.80
		Sectional time (s)	15.49	16.05	16.18	16.12	15.11	15.34	14.84	14.26	14.37	14.07	13.95		
		Cumulative time (s)	165.78	150.29	134.24	118.06	101.94	86.83	71.49	56.65	42.39	28.02	13.95	3:17.94	
		Speed (m/s)	12.91	12.46	12.36	12.41	13.24	13.04	13.48	14.03	13.92	14.21	14.34	13.13	
		Stride length (m)	5.89	5.77	5.77	5.84	6.19	6.11	6.24	6.34	6.21	6.17	6.25	5.99	
		Stride duration (s)	0.456	0.463	0.467	0.470	0.468	0.469	0.463	0.452	0.446	0.434	0.436	0.456	
		Stride efficiency (%)	54.17	51.96	52.03	53.25	59.92	58.41	60.86	62.74	60.27	59.45	61.12	56.13	
		Stride count	33.97	34.68	34.66	34.26	32.30	32.71	32.05	31.56	32.20	32.43	31.98	433.82	



Note: Horizontal distance axis grid lines are 200m furlongs.

Disclaimer.

HRNZ and NZMTC and Thoroughbred Ratings Pty Ltd accepts no responsibility for the completeness or accuracy of any of the information contained herein, and makes no representations about its suitability for any particular purpose. Users should make their own judgements about those matters and/or seek independent advice. You assume all risks associated with use of the data provided on this page.



Race Results



July 12, 2024, Race 10, GOLD BAND TAXIS PACE, Distance 2600m, Addington - Survey 3200m

Result	TAB no.	Horse (Barrier)	2600 to	2400m to
4th	7	Ten Da Touch (7)	2400m	2200m
		Position in running (margin)	-	4(3.2)
		Sectional time (s)	16.94	15.21
		Cumulative time (s)	197.94	181.00
		Speed (m/s)	11.80	13.15
		Stride length (m)	5.34	5.82
		Stride duration (s)	0.428	0.443
		Stride efficiency (%)	44.48	52.90
		Stride count	37.49	34.37

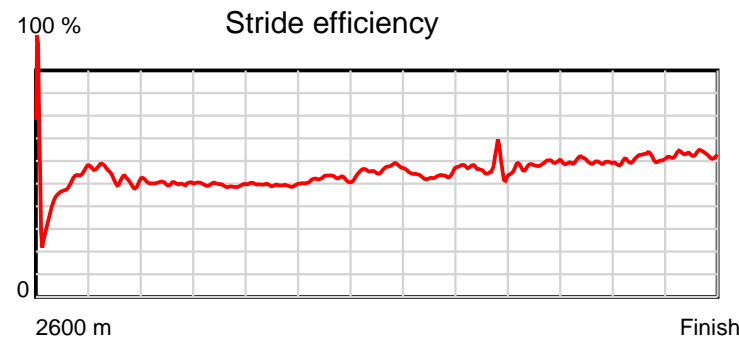
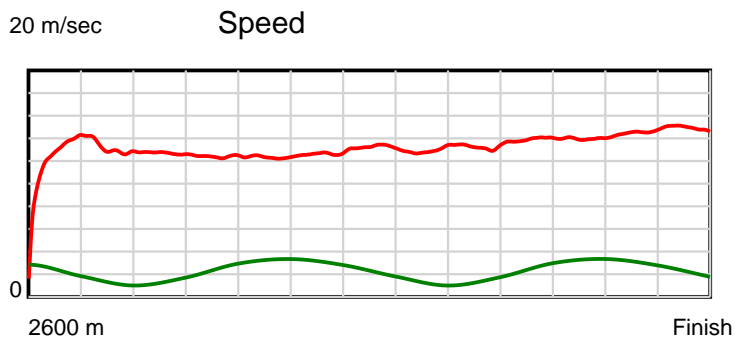
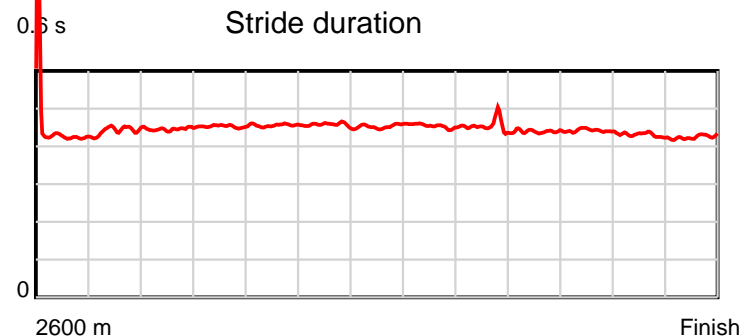
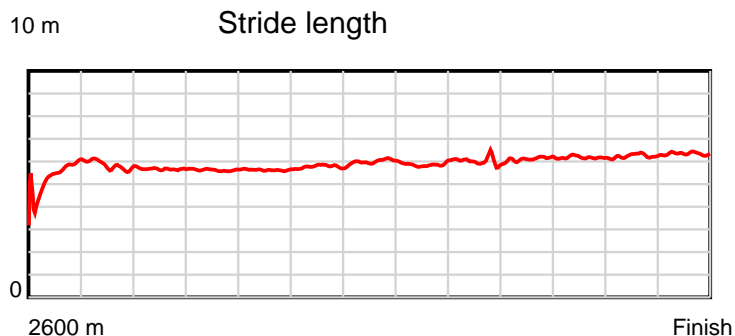
Disclaimer.

HRNZ and NZMTC and Thoroughbred Ratings Pty Ltd accepts no responsibility for the completeness or accuracy of any of the information contained herein, and makes no representations about its suitability for any particular purpose. Users should make their own judgements about those matters and/or seek independent advice. You assume all risks associated with use of the data provided on this page.

Race Results

July 12, 2024, Race 10, GOLD BAND TAXIS PACE, Distance 2600m, Addington - Survey 3200m

Result	TAB no.	Horse (Barrier)	2200m to	2000m to	1800m to	1600m to	1400m to	1200m to	1000m to	800m to	600m to	400m to	200m to	Total or	Margin
4th	7	Ten Da Touch (7)	2000m	1800m	1600m	1400m	1200m	1000m	800m	600m	400m	200m	WP	Average	
		Position in running (margin)	3(2.9)	3(4.1)	4(4.0)	4(3.0)	4(3.8)	4(3.6)	5(4.0)	5(3.9)	5(4.0)	5(3.2)	5(3.8)		3.90
		Sectional time (s)	15.52	16.14	16.33	16.10	15.14	15.41	14.89	14.38	14.41	14.02	13.45		
		Cumulative time (s)	165.79	150.27	134.13	117.80	101.70	86.56	71.15	56.26	41.88	27.47	13.45	3:17.94	
		Speed (m/s)	12.89	12.39	12.25	12.42	13.21	12.98	13.43	13.91	13.88	14.27	14.87	13.13	
		Stride length (m)	5.74	5.60	5.59	5.68	5.99	5.89	6.06	6.11	6.13	6.14	6.33	5.86	
		Stride duration (s)	0.445	0.452	0.456	0.457	0.454	0.454	0.452	0.439	0.442	0.430	0.426	0.446	
		Stride efficiency (%)	51.40	49.07	48.80	50.38	56.09	54.16	57.47	58.36	58.74	58.82	62.53	53.75	
		Stride count	34.87	35.69	35.79	35.22	33.38	33.97	32.98	32.73	32.62	32.60	31.62	443.33	



Note: Horizontal distance axis grid lines are 200m furlongs.

Disclaimer.

HRNZ and NZMTC and Thoroughbred Ratings Pty Ltd accepts no responsibility for the completeness or accuracy of any of the information contained herein, and makes no representations about its suitability for any particular purpose. Users should make their own judgements about those matters and/or seek independent advice. You assume all risks associated with use of the data provided on this page.



Race Results



July 12, 2024, Race 10, GOLD BAND TAXIS PACE, Distance 2600m, Addington - Survey 3200m

Result	TAB no.	Horse (Barrier)	2600 to	2400m to
5th	3	Goorambat Art (3)	2400m	2200m
		Position in running (margin)	-	5(3.3)
		Sectional time (s)	17.05	15.62
		Cumulative time (s)	198.15	181.10
		Speed (m/s)	11.73	12.80
		Stride length (m)	4.97	5.29
		Stride duration (s)	0.412	0.413
		Stride efficiency (%)	38.65	43.66
		Stride count	40.21	37.84

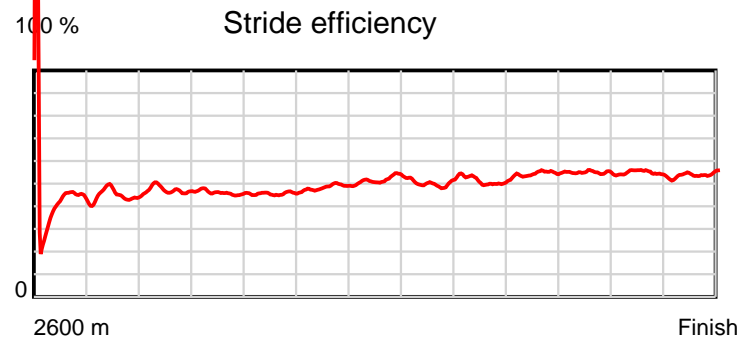
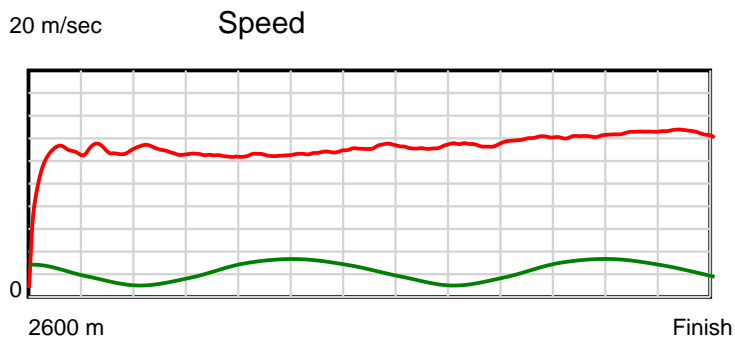
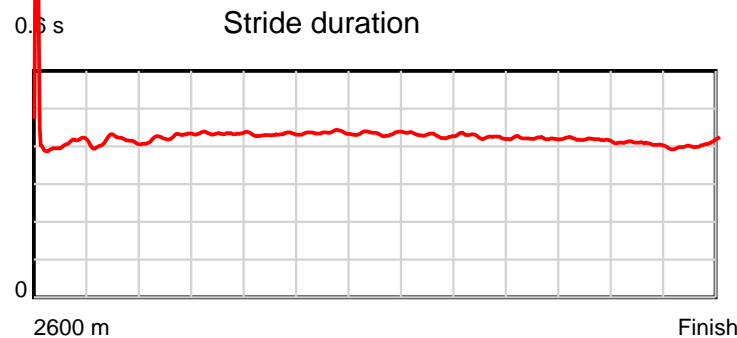
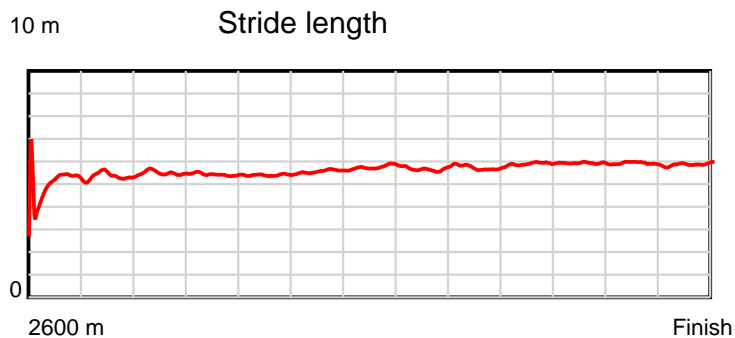
Disclaimer.

HRNZ and NZMTC and Thoroughbred Ratings Pty Ltd accepts no responsibility for the completeness or accuracy of any of the information contained herein, and makes no representations about its suitability for any particular purpose. Users should make their own judgements about those matters and/or seek independent advice. You assume all risks associated with use of the data provided on this page.

Race Results

July 12, 2024, Race 10, GOLD BAND TAXIS PACE, Distance 2600m, Addington - Survey 3200m

Result	TAB no.	Horse (Barrier)	2200m to	2000m to	1800m to	1600m to	1400m to	1200m to	1000m to	800m to	600m to	400m to	200m to	Total or	Margin
5th	3	Goorambat Art (3)	2000m	1800m	1600m	1400m	1200m	1000m	800m	600m	400m	200m	WP	Average	
		Position in running (margin)	5(5.4)	5(6.3)	5(5.3)	5(3.5)	5(4.4)	5(3.8)	4(3.8)	4(3.6)	4(2.9)	4(1.8)	4(3.1)		5.00
		Sectional time (s)	15.47	15.99	16.20	16.11	15.08	15.35	14.87	14.25	14.37	14.12	13.67		
		Cumulative time (s)	165.48	150.01	134.02	117.82	101.71	86.63	71.28	56.41	42.16	27.79	13.67	3:18.15	
		Speed (m/s)	12.93	12.51	12.35	12.41	13.26	13.03	13.45	14.04	13.92	14.16	14.63	13.12	
		Stride length (m)	5.49	5.43	5.33	5.41	5.76	5.60	5.72	5.92	5.81	5.75	5.95	5.56	
		Stride duration (s)	0.424	0.434	0.431	0.436	0.434	0.429	0.425	0.422	0.417	0.406	0.406	0.423	
		Stride efficiency (%)	47.05	46.12	44.32	45.78	51.83	48.95	51.08	54.74	52.72	51.62	55.26	48.25	
		Stride count	36.45	36.81	37.55	36.95	34.73	35.73	34.98	33.79	34.43	34.80	33.63	467.90	



Note: Horizontal distance axis grid lines are 200m furlongs.

Disclaimer.

HRNZ and NZMTC and Thoroughbred Ratings Pty Ltd accepts no responsibility for the completeness or accuracy of any of the information contained herein, and makes no representations about its suitability for any particular purpose. Users should make their own judgements about those matters and/or seek independent advice. You assume all risks associated with use of the data provided on this page.



Race Results



July 12, 2024, Race 10, GOLD BAND TAXIS PACE, Distance 2600m, Addington - Survey 3200m

Result	TAB no.	Horse (Barrier)	2600 to	2400m to
6th	5	Avenger (5)	2400m	2200m
		Position in running (margin)	-	6(5.5)
		Sectional time (s)	18.04	15.31
		Cumulative time (s)	198.28	180.24
		Speed (m/s)	11.08	13.06
		Stride length (m)	5.55	5.97
		Stride duration (s)	0.450	0.457
		Stride efficiency (%)	48.17	55.76
		Stride count	36.02	33.48

Disclaimer.

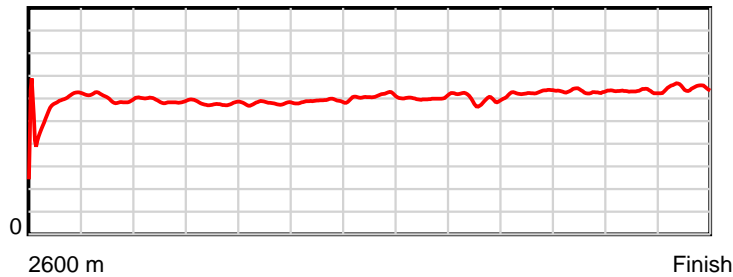
HRNZ and NZMTC and Thoroughbred Ratings Pty Ltd accepts no responsibility for the completeness or accuracy of any of the information contained herein, and makes no representations about its suitability for any particular purpose. Users should make their own judgements about those matters and/or seek independent advice. You assume all risks associated with use of the data provided on this page.

Race Results

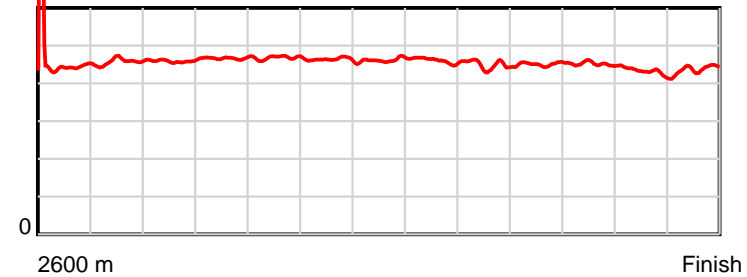
July 12, 2024, Race 10, GOLD BAND TAXIS PACE, Distance 2600m, Addington - Survey 3200m

Result	TAB no.	Horse (Barrier)	2200m to	2000m to	1800m to	1600m to	1400m to	1200m to	1000m to	800m to	600m to	400m to	200m to	Total or	Margin
6th	5	Avenger (5)	2000m	1800m	1600m	1400m	1200m	1000m	800m	600m	400m	200m	WP	Average	
		Position in running (margin)	6(5.8)	6(6.5)	6(6.2)	6(5.4)	6(5.9)	6(5.3)	7(5.9)	7(5.8)	7(6.1)	7(5.4)	7(5.3)		5.70
		Sectional time (s)	15.44	16.10	16.36	16.05	15.06	15.45	14.25	14.39	14.41	13.86	13.56		
		Cumulative time (s)	164.93	149.49	133.39	117.03	100.98	85.92	70.47	56.22	41.83	27.42	13.56	3:18.28	
		Speed (m/s)	12.95	12.42	12.22	12.46	13.28	12.94	14.04	13.90	13.88	14.43	14.75	13.11	
		Stride length (m)	5.94	5.80	5.72	5.77	6.13	5.97	6.31	6.26	6.27	6.22	6.48	6.02	
		Stride duration (s)	0.459	0.467	0.468	0.463	0.462	0.461	0.449	0.450	0.451	0.431	0.440	0.459	
		Stride efficiency (%)	55.18	52.48	51.19	52.04	58.75	55.65	62.18	61.28	61.36	60.46	65.63	56.61	
		Stride count	33.66	34.51	34.94	34.66	32.62	33.51	31.71	31.94	31.92	32.15	30.86	431.98	

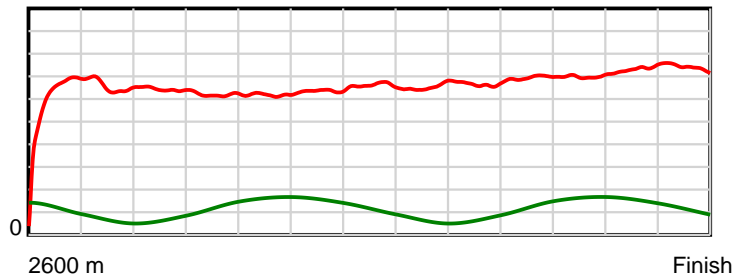
10 m Stride length



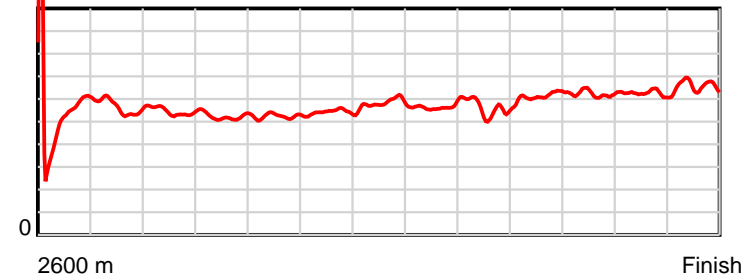
0.5 s Stride duration



20 m/sec Speed



100 % Stride efficiency



Note: Horizontal distance axis grid lines are 200m furlongs.

Disclaimer.

HRNZ and NZMTC and Thoroughbred Ratings Pty Ltd accepts no responsibility for the completeness or accuracy of any of the information contained herein, and makes no representations about its suitability for any particular purpose. Users should make their own judgements about those matters and/or seek independent advice. You assume all risks associated with use of the data provided on this page.



Race Results



July 12, 2024, Race 10, GOLD BAND TAXIS PACE, Distance 2600m, Addington - Survey 3200m

Result	TAB no.	Horse (Barrier)	2600 to	2400m to
7th	11	Fitzthebill (11)	2400m	2200m
		Position in running (margin)	-	7(7.3)
		Sectional time (s)	17.43	15.40
		Cumulative time (s)	198.43	181.00
		Speed (m/s)	11.47	12.99
		Stride length (m)	5.53	5.90
		Stride duration (s)	0.441	0.454
		Stride efficiency (%)	47.83	54.41
		Stride count	36.15	33.89

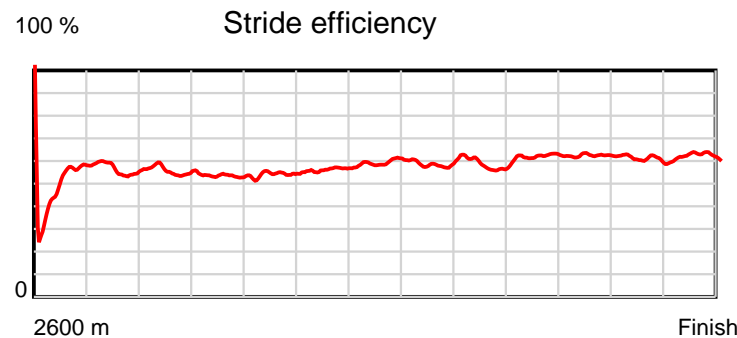
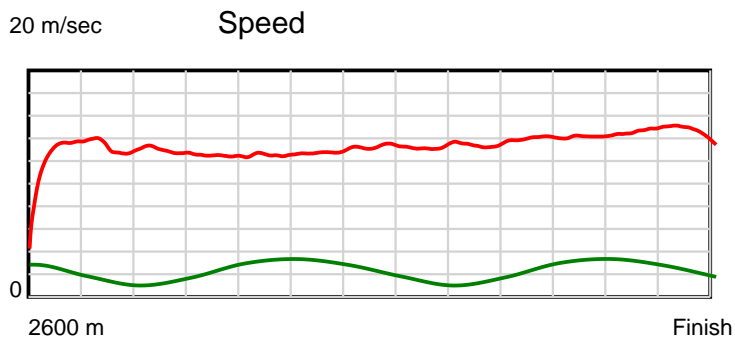
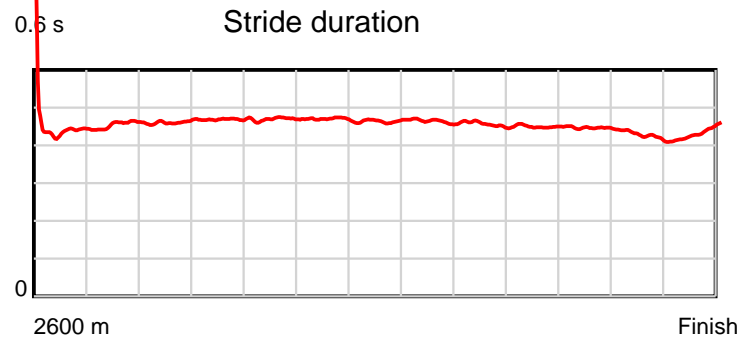
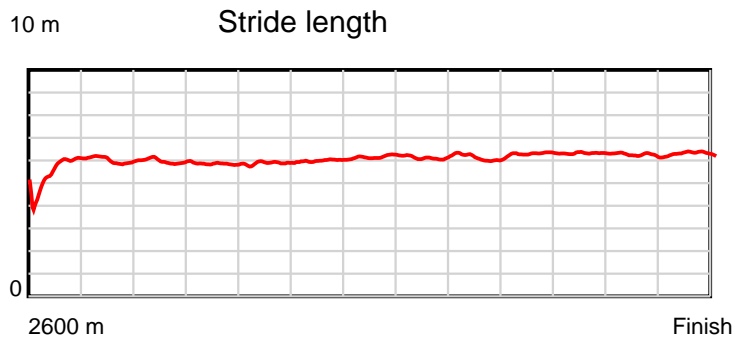
Disclaimer.

HRNZ and NZMTC and Thoroughbred Ratings Pty Ltd accepts no responsibility for the completeness or accuracy of any of the information contained herein, and makes no representations about its suitability for any particular purpose. Users should make their own judgements about those matters and/or seek independent advice. You assume all risks associated with use of the data provided on this page.

Race Results

July 12, 2024, Race 10, GOLD BAND TAXIS PACE, Distance 2600m, Addington - Survey 3200m

Result	TAB no.	Horse (Barrier)	2200m to	2000m to	1800m to	1600m to	1400m to	1200m to	1000m to	800m to	600m to	400m to	200m to	Total or	Margin
7th	11	Fitzthebill (11)	2000m	1800m	1600m	1400m	1200m	1000m	800m	600m	400m	200m	WP	Average	
		Position in running (margin)	7(8.1)	7(8.3)	7(7.7)	7(5.7)	7(6.8)	7(6.0)	6(5.6)	6(5.4)	6(5.1)	6(3.8)	6(4.6)		6.50
		Sectional time (s)	15.36	16.05	16.17	16.14	15.05	15.29	14.86	14.31	14.34	14.04	13.99		
		Cumulative time (s)	165.60	150.24	134.19	118.02	101.88	86.83	71.54	56.68	42.37	28.03	13.99	3:18.43	
		Speed (m/s)	13.02	12.46	12.37	12.39	13.29	13.08	13.46	13.98	13.95	14.25	14.30	13.10	
		Stride length (m)	5.99	5.84	5.80	5.83	6.17	6.06	6.14	6.29	6.23	6.06	6.22	6.00	
		Stride duration (s)	0.460	0.469	0.469	0.470	0.464	0.463	0.456	0.450	0.446	0.425	0.435	0.458	
		Stride efficiency (%)	56.12	53.31	52.64	53.06	59.42	57.44	58.87	61.81	60.56	57.33	60.53	56.21	
		Stride count	33.37	34.24	34.46	34.32	32.43	32.99	32.58	31.80	32.13	33.02	32.14	433.52	



Note: Horizontal distance axis grid lines are 200m furlongs.

Disclaimer.

HRNZ and NZMTC and Thoroughbred Ratings Pty Ltd accepts no responsibility for the completeness or accuracy of any of the information contained herein, and makes no representations about its suitability for any particular purpose. Users should make their own judgements about those matters and/or seek independent advice. You assume all risks associated with use of the data provided on this page.



Race Results



July 12, 2024, Race 10, GOLD BAND TAXIS PACE, Distance 2600m, Addington - Survey 3200m

Result	TAB no.	Horse (Barrier)	2600 to	2400m to
8th	6	Ebury Street (6)	2400m	2200m
		Position in running (margin)	-	9(9.2)
		Sectional time (s)	17.97	15.30
		Cumulative time (s)	198.47	180.50
		Speed (m/s)	11.13	13.07
		Stride length (m)	5.41	5.67
		Stride duration (s)	0.441	0.434
		Stride efficiency (%)	45.74	50.19
		Stride count	36.97	35.29

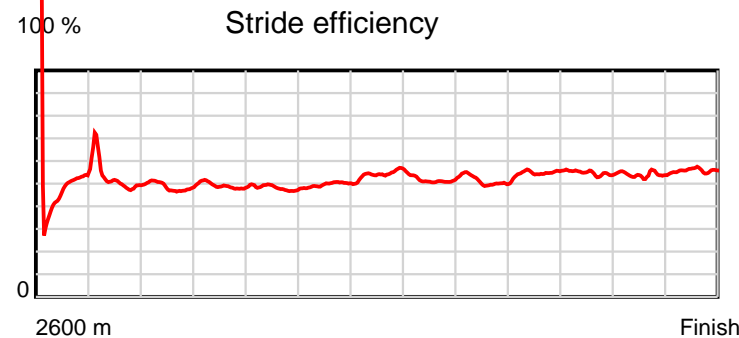
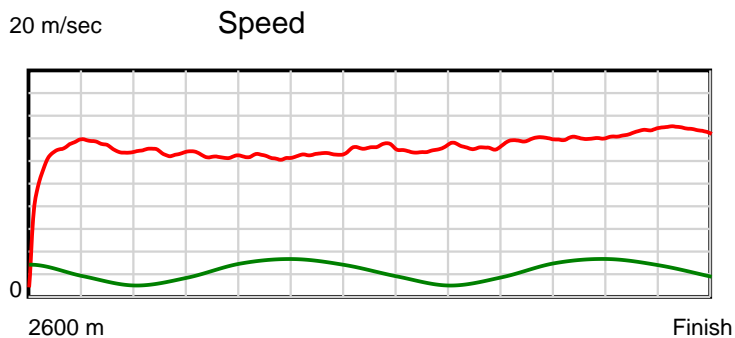
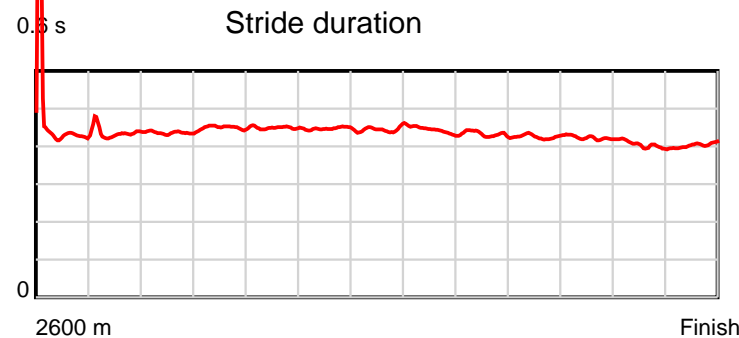
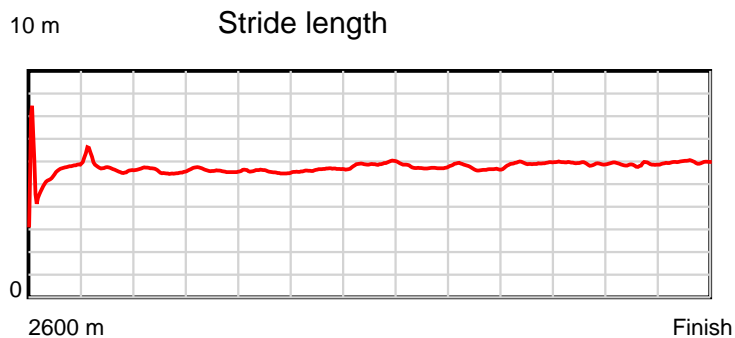
Disclaimer.

HRNZ and NZMTC and Thoroughbred Ratings Pty Ltd accepts no responsibility for the completeness or accuracy of any of the information contained herein, and makes no representations about its suitability for any particular purpose. Users should make their own judgements about those matters and/or seek independent advice. You assume all risks associated with use of the data provided on this page.

Race Results

July 12, 2024, Race 10, GOLD BAND TAXIS PACE, Distance 2600m, Addington - Survey 3200m

Result	TAB no.	Horse (Barrier)	2200m to	2000m to	1800m to	1600m to	1400m to	1200m to	1000m to	800m to	600m to	400m to	200m to	Total or	Margin
8th	6	Ebury Street (6)	2000m	1800m	1600m	1400m	1200m	1000m	800m	600m	400m	200m	WP	Average	
		Position in running (margin)	8(9.4)	8(9.2)	8(8.5)	8(6.6)	8(7.7)	8(7.2)	9(7.8)	9(7.9)	9(7.7)	8(6.4)	10(7.2)		6.70
		Sectional time (s)	15.28	16.05	16.17	16.15	15.08	15.45	14.93	14.32	14.34	14.03	13.40		
		Cumulative time (s)	165.20	149.92	133.87	117.70	101.55	86.47	71.02	56.09	41.77	27.43	13.40	3:18.47	
		Speed (m/s)	13.09	12.46	12.37	12.38	13.26	12.94	13.40	13.97	13.95	14.26	14.93	13.10	
		Stride length (m)	5.71	5.60	5.56	5.54	5.91	5.72	5.80	5.95	5.90	5.74	6.04	5.73	
		Stride duration (s)	0.436	0.450	0.450	0.447	0.445	0.442	0.433	0.426	0.423	0.403	0.404	0.437	
		Stride efficiency (%)	50.89	49.04	48.37	47.92	54.51	51.21	52.56	55.23	54.35	51.53	56.92	51.28	
		Stride count	35.05	35.70	35.95	36.11	33.86	34.94	34.49	33.64	33.91	34.83	33.14	453.88	



Note: Horizontal distance axis grid lines are 200m furlongs.

Disclaimer.

HRNZ and NZMTC and Thoroughbred Ratings Pty Ltd accepts no responsibility for the completeness or accuracy of any of the information contained herein, and makes no representations about its suitability for any particular purpose. Users should make their own judgements about those matters and/or seek independent advice. You assume all risks associated with use of the data provided on this page.



Race Results



July 12, 2024, Race 10, GOLD BAND TAXIS PACE, Distance 2600m, Addington - Survey 3200m

Result	TAB no.	Horse (Barrier)	2600 to	2400m to
9th	10	Sky Rocket (10)	2400m	2200m
		Position in running (margin)	-	10(10.1)
		Sectional time (s)	18.08	15.53
		Cumulative time (s)	198.53	180.45
		Speed (m/s)	11.06	12.88
		Stride length (m)	5.70	6.32
		Stride duration (s)	0.473	0.491
		Stride efficiency (%)	50.69	62.32
		Stride count	35.12	31.67

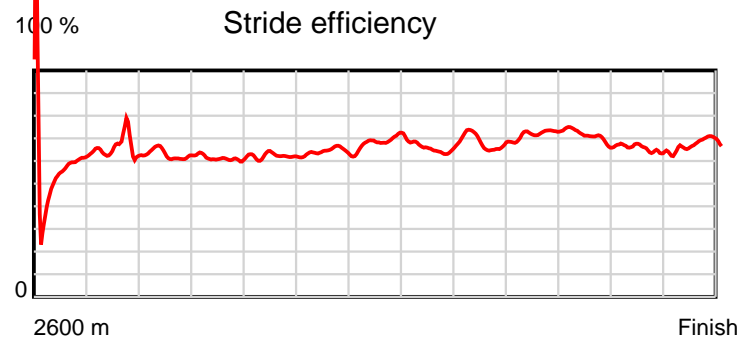
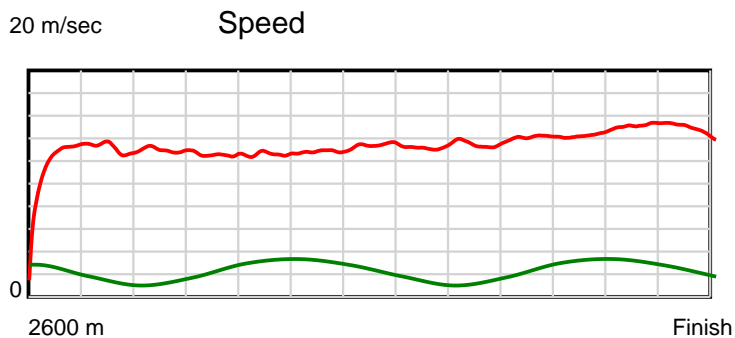
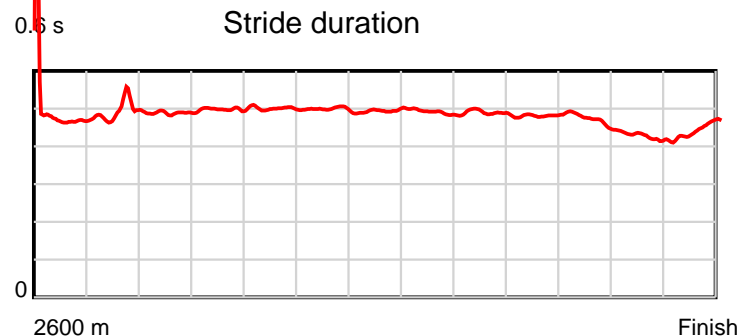
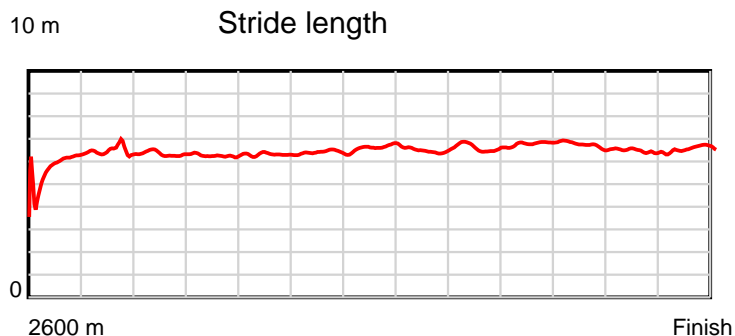
Disclaimer.

HRNZ and NZMTC and Thoroughbred Ratings Pty Ltd accepts no responsibility for the completeness or accuracy of any of the information contained herein, and makes no representations about its suitability for any particular purpose. Users should make their own judgements about those matters and/or seek independent advice. You assume all risks associated with use of the data provided on this page.

Race Results

July 12, 2024, Race 10, GOLD BAND TAXIS PACE, Distance 2600m, Addington - Survey 3200m

Result	TAB no.	Horse (Barrier)	2200m to	2000m to	1800m to	1600m to	1400m to	1200m to	1000m to	800m to	600m to	400m to	200m to	Total or	Margin
9th	10	Sky Rocket (10)	2000m	1800m	1600m	1400m	1200m	1000m	800m	600m	400m	200m	WP	Average	
		Position in running (margin)	10(11.7)	10(11.9)	10(11.3)	10(9.4)	10(10.5)	10(9.4)	10(9.2)	10(9.0)	10(8.0)	10(7.3)	8(5.8)		7.00
		Sectional time (s)	15.36	16.05	16.19	16.13	14.99	15.33	14.86	14.20	14.43	13.66	13.72		
		Cumulative time (s)	164.92	149.56	133.51	117.32	101.19	86.20	70.87	56.01	41.81	27.38	13.72	3:18.53	
		Speed (m/s)	13.02	12.46	12.35	12.40	13.34	13.05	13.46	14.08	13.86	14.64	14.58	13.10	
		Stride length (m)	6.35	6.21	6.19	6.18	6.60	6.40	6.60	6.78	6.49	6.22	6.53	6.34	
		Stride duration (s)	0.488	0.498	0.501	0.498	0.495	0.491	0.490	0.481	0.469	0.425	0.447	0.484	
		Stride efficiency (%)	63.05	60.32	59.81	59.66	68.01	64.06	67.98	71.78	65.91	60.36	66.53	62.79	
		Stride count	31.49	32.19	32.33	32.37	30.32	31.24	30.32	29.51	30.79	32.18	30.65	410.18	



Note: Horizontal distance axis grid lines are 200m furlongs.

Disclaimer.

HRNZ and NZMTC and Thoroughbred Ratings Pty Ltd accepts no responsibility for the completeness or accuracy of any of the information contained herein, and makes no representations about its suitability for any particular purpose. Users should make their own judgements about those matters and/or seek independent advice. You assume all risks associated with use of the data provided on this page.



Race Results



July 12, 2024, Race 10, GOLD BAND TAXIS PACE, Distance 2600m, Addington - Survey 3200m

Result	TAB no.	Horse (Barrier)	2600 to	2400m to
10th	8	Black Billie G... (8)	2400m	2200m
		Position in running (margin)	-	8(8.3)
		Sectional time (s)	17.96	15.46
		Cumulative time (s)	198.62	180.66
		Speed (m/s)	11.13	12.94
		Stride length (m)	5.79	6.43
		Stride duration (s)	0.489	0.497
		Stride efficiency (%)	52.41	64.54
		Stride count	34.53	31.12

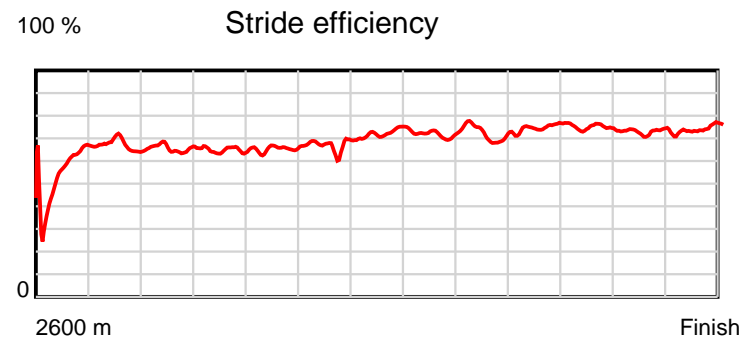
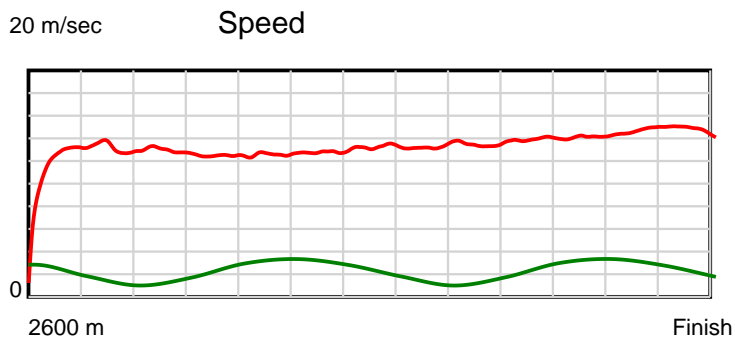
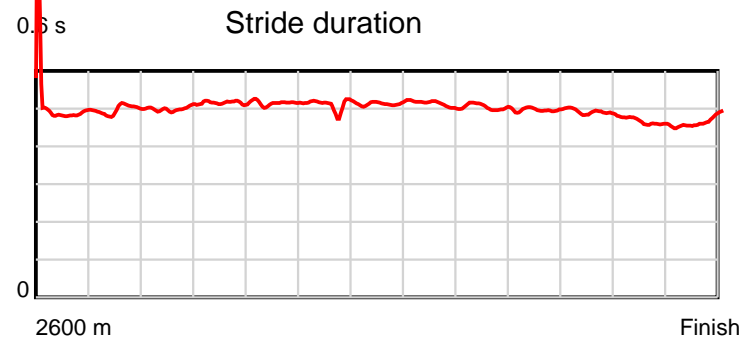
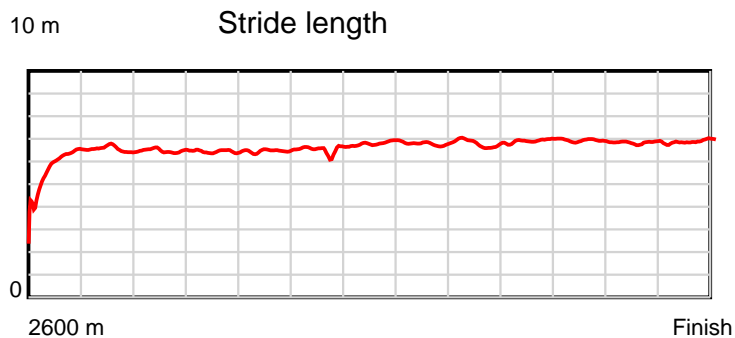
Disclaimer.

HRNZ and NZMTC and Thoroughbred Ratings Pty Ltd accepts no responsibility for the completeness or accuracy of any of the information contained herein, and makes no representations about its suitability for any particular purpose. Users should make their own judgements about those matters and/or seek independent advice. You assume all risks associated with use of the data provided on this page.

Race Results

July 12, 2024, Race 10, GOLD BAND TAXIS PACE, Distance 2600m, Addington - Survey 3200m

Result	TAB no.	Horse (Barrier)	2200m to	2000m to	1800m to	1600m to	1400m to	1200m to	1000m to	800m to	600m to	400m to	200m to	Total or	Margin
10th	8	Black Billie G... (8)	2000m	1800m	1600m	1400m	1200m	1000m	800m	600m	400m	200m	WP	Average	
		Position in running (margin)	9(9.5)	9(10.1)	9(9.5)	9(7.7)	9(8.7)	9(8.0)	8(7.4)	8(7.3)	8(6.8)	9(6.6)	9(7.0)		7.50
		Sectional time (s)	15.44	16.05	16.21	16.12	15.06	15.24	14.89	14.28	14.52	13.97	13.42		
		Cumulative time (s)	165.20	149.76	133.71	117.50	101.38	86.32	71.08	56.19	41.91	27.39	13.42	3:18.62	
		Speed (m/s)	12.95	12.46	12.34	12.41	13.28	13.12	13.43	14.01	13.77	14.32	14.90	13.09	
		Stride length (m)	6.47	6.43	6.35	6.29	6.82	6.71	6.77	6.96	6.73	6.63	6.98	6.55	
		Stride duration (s)	0.500	0.516	0.515	0.507	0.514	0.511	0.504	0.497	0.489	0.463	0.468	0.500	
		Stride efficiency (%)	65.50	64.56	63.00	61.73	72.78	70.32	71.62	75.77	70.88	68.64	76.13	67.06	
		Stride count	30.89	31.12	31.50	31.82	29.31	29.81	29.54	28.72	29.70	30.18	28.65	396.89	



Note: Horizontal distance axis grid lines are 200m furlongs.

Disclaimer.

HRNZ and NZMTC and Thoroughbred Ratings Pty Ltd accepts no responsibility for the completeness or accuracy of any of the information contained herein, and makes no representations about its suitability for any particular purpose. Users should make their own judgements about those matters and/or seek independent advice. You assume all risks associated with use of the data provided on this page.



Race Results



July 12, 2024, Race 10, GOLD BAND TAXIS PACE, Distance 2600m, Addington - Survey 3200m

Result	TAB no.	Horse (Barrier)	2600 to	2400m to
11th	4	The Craic (4)	2400m	2200m
		Position in running (margin)	-	11(26.6)
		Sectional time (s)	20.70	15.80
		Cumulative time (s)	213.79	193.09
		Speed (m/s)	9.66	12.66
		Stride length (m)	4.72	6.24
		Stride duration (s)	0.472	0.493
		Stride efficiency (%)	34.78	60.88
		Stride count	42.39	32.04

Disclaimer.

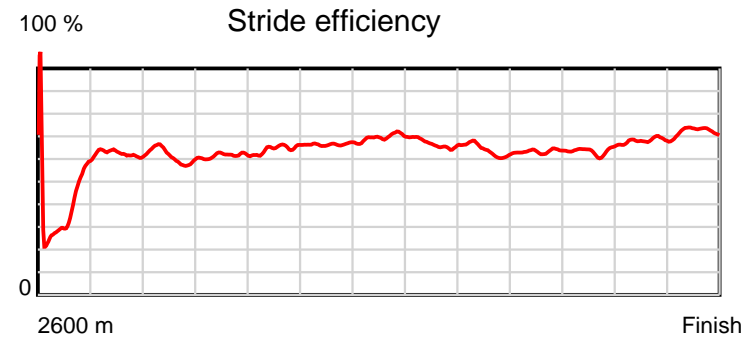
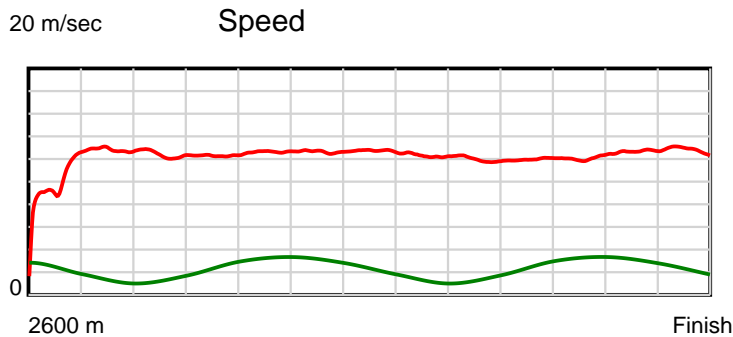
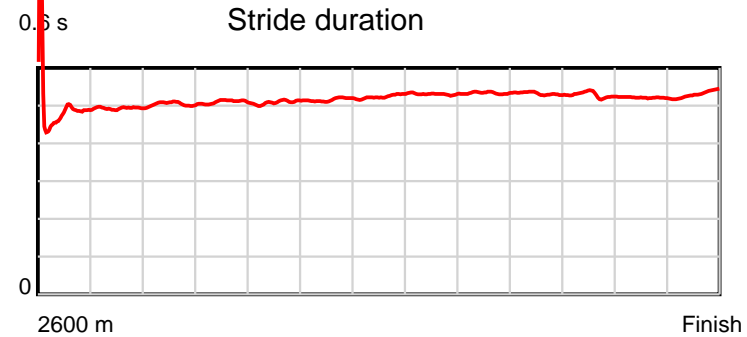
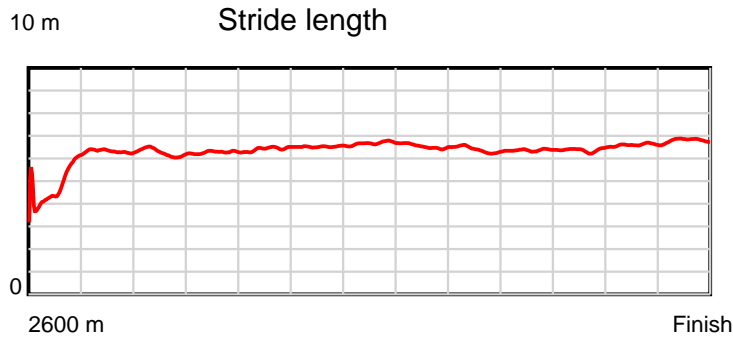
HRNZ and NZMTC and Thoroughbred Ratings Pty Ltd accepts no responsibility for the completeness or accuracy of any of the information contained herein, and makes no representations about its suitability for any particular purpose. Users should make their own judgements about those matters and/or seek independent advice. You assume all risks associated with use of the data provided on this page.



Race Results

July 12, 2024, Race 10, GOLD BAND TAXIS PACE, Distance 2600m, Addington - Survey 3200m

Result	TAB no.	Horse (Barrier)	2200m to	2000m to	1800m to	1600m to	1400m to	1200m to	1000m to	800m to	600m to	400m to	200m to	Total or	Margin
11th	4	The Craic (4)	2000m	1800m	1600m	1400m	1200m	1000m	800m	600m	400m	200m	WP	Average	
		Position in running (margin)	11(29.8)	11(34.3)	11(34.0)	11(30.6)	11(30.2)	11(32.6)	11(38.9)	11(48.8)	11(62.7)	11(75.2)	11(86.7)		89.50
		Sectional time (s)	16.07	16.10	15.94	15.90	15.57	16.40	16.55	16.67	16.64	15.82	15.63		
		Cumulative time (s)	177.29	161.22	145.12	129.18	113.28	97.71	81.31	64.76	48.09	31.45	15.63	3:33.79	
		Speed (m/s)	12.45	12.42	12.55	12.58	12.85	12.20	12.08	12.00	12.02	12.64	12.80	12.16	
		Stride length (m)	6.28	6.33	6.39	6.49	6.73	6.47	6.45	6.38	6.34	6.58	6.82	6.28	
		Stride duration (s)	0.505	0.510	0.509	0.516	0.524	0.531	0.534	0.532	0.528	0.521	0.533	0.516	
		Stride efficiency (%)	61.68	62.63	63.75	65.81	70.84	65.43	64.96	63.60	62.88	67.67	72.71	61.57	
		Stride count	31.83	31.59	31.31	30.82	29.70	30.91	31.02	31.35	31.53	30.39	29.32	414.20	



Note: Horizontal distance axis grid lines are 200m furlongs.

Disclaimer.

HRNZ and NZMTC and Thoroughbred Ratings Pty Ltd accepts no responsibility for the completeness or accuracy of any of the information contained herein, and makes no representations about its suitability for any particular purpose. Users should make their own judgements about those matters and/or seek independent advice. You assume all risks associated with use of the data provided on this page.